



Scott Christian College (Autonomous), Nagercoil – 3

Report of the

ACADEMIC & ADMINISTRATIVE AUDIT 2018 – 2019



INTERNAL QUALITY ASSURANCE CELL



SCOTT CHRISTIAN COLLEGE (AUTONOMOUS)
NAGERCOIL - 629 003,
Kanniyakumari District, Tamilnadu, India

Dr. J. ROBERT VICTOR EDWARD
Principal

E-mail : sccprincipal@yahoo.com
Fax : 04652 - 235240
Personal : 04652 - 235240
9443605698

Website : www.scott.ac.in
Office : 04652 - 231807
9600989900

Date: 21 Nov 2019

The Internal Quality Assurance Cell (IQAC) of Scott Christian College (Autonomous) is one of the hyperactive bodies of our college. It is considered as the backbone of any higher educational institution. The IQAC of our college is functioning under the leadership of Dr. C. James, Dean – IQAC. From the day one of his take over the cell is functioning vigorously. We had formed an IQAC committee as per the guidelines of NAAC and the first meeting of IQAC committee was convened on 12th September 2019. As per the minutes of the meeting several programs were arranged to improve the quality aspects of our institution. The main agenda of the first meeting is to conduct the annual Academic and Administrative Audit (AAA) for the academic year 2018 – 2019. The AAA has been conducted on 18th October 2019. For AAA process, we designated Dr. V. Balamurugan, Director – IQAC, Manonmaniam Sundaranar University, Tirunelveli and Dr. A. Lourdhusamy, IQAC Co-ordinator of St. Xavier's College (Autonomous) as external peer team members. We were impressed with their volunteering service and liability towards the given commitment.

By the whole hearted involvement of all fellow faculty members, we concluded the Academic and Administrative Audit for the academic year 2018 – 2019 in grand success. As the Principal of Scott Christian College, I appreciate the hard work and determination of the whole IQAC team, especially the leadership of Dean Dr. C. James and supports of Dr. D. Hudson Oliver. I applaud the works rendered by the non-teaching staff for IQAC as well. Here I am glad to present the AAA report for the academic year 2018 – 2019. This report clearly depicts the present quality standards of our college with respect to the quality parameters suggested by NAAC. Let's all work together as departments, Clubs, Cells and units to reform the weaknesses and also to sustain our strengths. May God be with us in all our future endeavours.


Principal

FOREWORD

In pursuance of the ongoing process of Internalizing the Quality Mandates and Institutionalizing the Best-practices in Campus, IQAC Committee has resolved to conduct the Academic and Administrative Audit (AAA) for the academic year 2018-19 in a similar way of NAAC's RAF. As a first step of AAA, IQAC has created quality benchmarks/parameters for the various academic and administrative activities of the College. A sincere effort has been made to rationalize the benchmarks by investigating the metric-wise data and the scores obtained by different other Colleges in the recent A&A of NAAC. Concomitantly IQAC has come out with modalities for conducting the AAA with 70% of QnMs by system generated score (SGS) and the remaining 30% QIMs with External peer-team assessment.

The first step of data collection for AAA was made on both digital and physical form. The Departments and Units had a freedom of submitting the data either digital mode or physical mode. In order to maintain the accuracy and reliability of the data, IQAC team verified thoroughly each metric with the documents submitted for proof. The collected data have been fed to the computer through a system developed by IQAC to generate score for all QIMs.

External peer-team, comprising Dr V. Balamurugan – Director IQAC, Manonmaniam Sundaranar University and Dr A. Lourdusamy – IQAC Director, St. Xavier's College (Autonomous), Tirunelveli, visited our college on 18th October 2019, physically audited all the 17 Departments, 10 Administrative Units, 10 Clubs/Cells and 10 Extension Units and finally submitted the report along with the scores for QIMs.

Understanding the value of critical information that impacts strategic decision making, IQAC adhered a data quality strategy wherein the collected data have been validated, processed and stored in computer database with proper data integration. Grading of all Departments, Administrative Units, Clubs/Cells and Extension Units have been made after due consolidation of SGS and peer team assessment. Reports for every individual units of the College have been generated according to NAAC RAF methodology.

I am pleased to put on record the guidance and support rendered by the Management, Principal and IQAC committee. I thank all Heads of Administrative Units, HoDs, IQAC liaison members, Coordinators/Conveners of Cells/Units, Dr Hudson Oliver - IQAC MIS, and IQAC office staff Ms S. Presanna & Mr K. Prabhu for their time, effort and valuable suggestions based on their expertise which has resulted in this valuable AAA report. It is a matter of privilege to present this AAA Report to all the stake holders of our College for continuous quality sustenance and enhancement.

Nagercoil
November 2019

C. James – Dean IQAC

IQAC Committee

A) Administrative Officers

1. **Dr J. Robert Victor Edward**
Principal



2. **Dr A. Moses Ezhil Raj**
Vice-Principal



3. **Dr S. Robinson Chellathurai**
Bursar



4. **Dr G. Allen Gnana Raj**
Controller of Examinations



B) Faculty Members

5. **Dr J.G. Duresh**
Dean: Arts



6. **Dr A.E. Dulip Daniels**
Dean: Research



7. **Dr R. Ragel Mabel Saroja**
Dean: Student Welfare



8. **Dr R.D. Stevens Jones**
Dean – Sciences



9. **Dr G. Isaac Arul Dhas**
Senate Member



10. **Dr B. Shamina Ross**
Website



11. **Dr D. Hudson Oliver**
IQAC-MIS



C) Management

12. **Mr N. Subhanandha Raj**
Governing Board Member



D) Local Society / Alumni :

13. **Ms J. Meriba Nissy**
MSc Physics 2016-18



E) Employers / Industrialists

14. **Mrs Parveen Mathew**
KA Industries



F) Dean IQAC

15. **Dr C. James**



Contents

Particulars	Page No.
1. College	
1.1. Grade Sheet	1
1.2. Criteria-wise Grade Sheet	2
1.3. Criteria-wise Grade Radar Graph	3
1.4. Key Indicator-wise Grade Sheet	4
1.5. Key Indicator-wise Comparison Graph	6
1.6. Metric-wise Grade Sheet	7
1.7. Metric-wise Bar Graph	20
1.8. Criteria-wise Grade Sheet of all Departments	23
1.9. Strengths and Weakness	25
1.10. Peer-Team Report	26
2. Departments	
2.1. Tamil	28
2.2. English	44
2.3. Malayalam	60
2.4. History	77
2.5. Economics	93
2.6. Commerce	109
2.7. Mathematics	125
2.8. Physics	141
2.9. Chemistry	156

2.10. Botany	173
2.11. Zoology	189
2.12. Hindi	205
2.13. Computer Science	221
2.14. Business Studies	237
2.15. Physical Education	253
2.16. Microbiology	269
2.17. Computer Application	285
3. Units /Cells / Clubs	
3.1. Dean -Arts	300
3.2. Dean -Science	310
3.3. Dean -Research	320
3.4. Dean Student Welfare	329
3.5. Bursar	337
3.6. NCC – Army	345
3.7. NCC - Navy	351
3.8. NSS – 90	357
3.9. NSS – 91	363
3.10. NSS – 92	369
3.11. NSS – 93	375
3.12. NSS – 123	381
3.13. NSS – 124	387
3.14. NSS – 127	393
3.15. Sports	399
3.16. Youth Welfare	405

3.17. Science Club	411
3.18. Youth Red Cross	417
3.19. Scott Adventure Club	423
3.20. Rotaract Club	429
3.21. Innovation Council	436
3.22. HRDC	442
3.23. Placement	448
3.24. IQAC	454
3.25. Admission	461
3.26. Governance - Office	467
3.27. Controller of Examinations	474
3.28. Website	481
3.29. Library	487
3.30. Alumni	493




Scott Christian College (Autonomous), Nagercoil - 3

INTERNAL QUALITY ASSURANCE CELL



ACADEMIC & ADMINISTRATIVE AUDIT 2018 – 2019

GRADE



Criteria-wise Grade Sheet

Academic and Administrative Audit - 18.10.2019

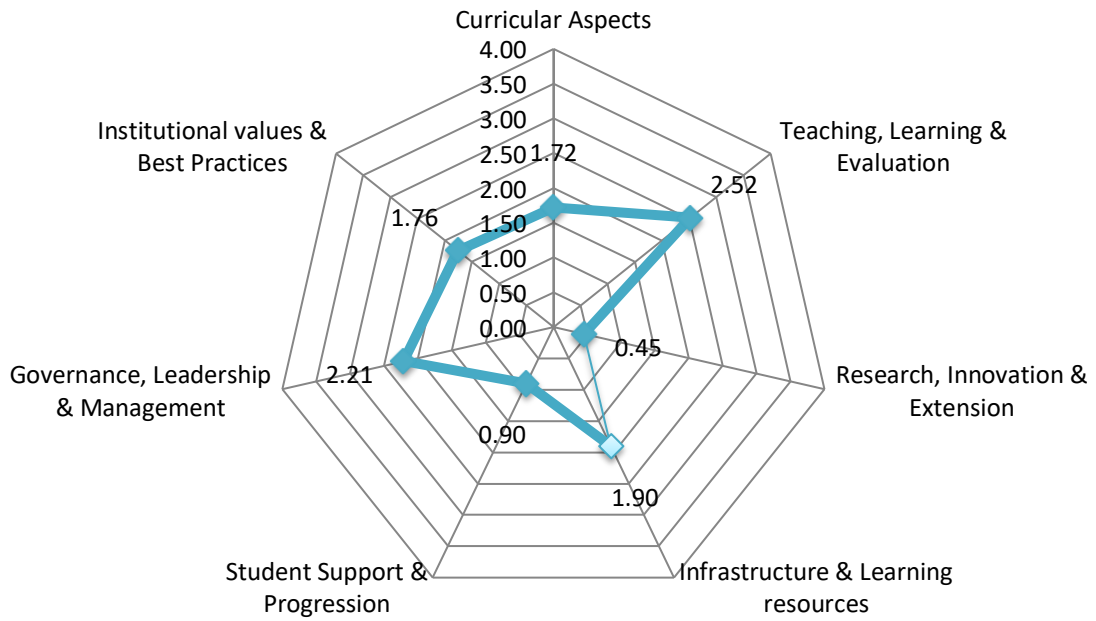
No	Criteria	Weightage (W1)	Criterion-wise Weighted Grade Point (CrWGP1)	Grade Point Averages (CrWGP _i /W _i)
1	Curricular Aspects	150.00	257.63	1.72
2	Teaching, Learning & Evaluation	300.00	755.22	2.52
3	Research, Innovation & Extension	150.00	67.52	0.45
4	Infrastructure & Learning resources	100.00	190.29	1.90
5	Student Support & Progression	100.00	90.14	0.90
6	Governance, Leadership & Management	100.00	221.09	2.21
7	Institutional values & Best Practices	100.00	176.43	1.76
	Total	1000.00	1758.34	1.76

CGPA : 1.76

Dean IQAC

Principal

Criteria wise Radar Graph (GPA)



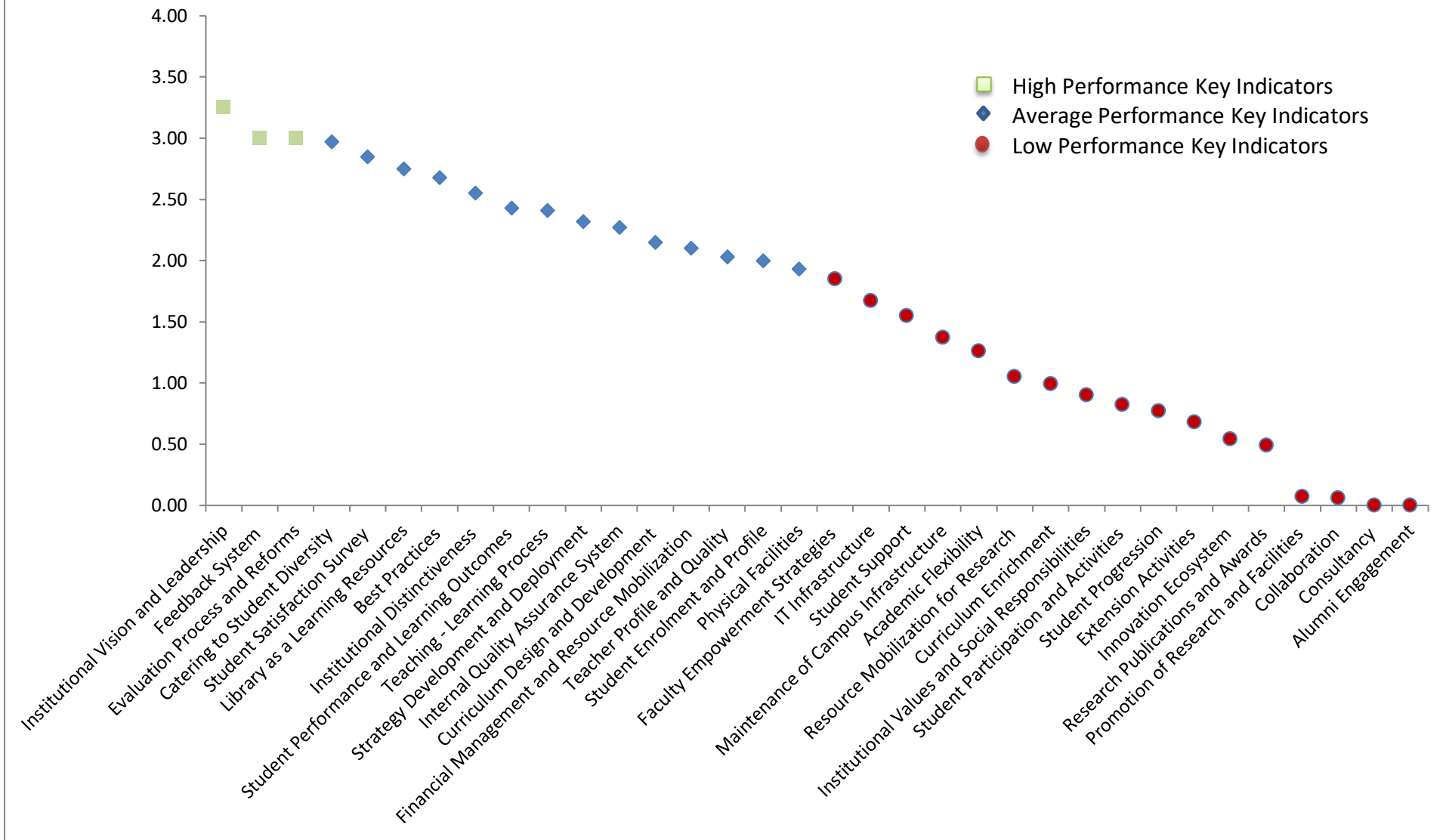
Key Indicator-wise Grade Sheet

Academic and Administrative Audit - 18.10.2019

No	Criteria and Key Indicators	Key Indicator Weightage (Wi)	Key Indicator Wise Weighted Grade Points (KIWGP) _i	Grade Point Averages (CrWGPI/Wi)
Criterion I – Curricular Aspects				
1.1	Curriculum Design and Development	50	107.47	2.15
1.2	Academic Flexibility	40	50.53	1.26
1.3	Curriculum Enrichment	40	39.63	0.99
1.4	Feedback System	20	60.00	3.00
	Total	150	257.63	1.72
Criterion II – Teaching-Learning and Evaluation				
2.1	Student Enrolment and Profile	20	40.00	2.00
2.2	Catering to Student Diversity	30	89.08	2.97
2.3	Teaching - Learning Process	50	120.67	2.41
2.4	Teacher Profile and Quality	60	121.67	2.03
2.5	Evaluation Process and Reforms	40	120.00	3.00
2.6	Student Performance and Learning Outcomes	50	121.31	2.43
2.7	Student Satisfaction Survey	50	142.50	2.85
	Total	300	755.22	2.52
Criterion III – Research, Innovations and Extension				
3.1	Promotion of Research and Facilities	20	1.33	0.07
3.2	Resource Mobilization for Research	10	10.50	1.05
3.3	Innovation Ecosystem	20	10.88	0.54
3.4	Research Publications and Awards	20	9.72	0.49
3.5	Consultancy	10	0.00	0.00
3.6	Extension Activities	50	33.97	0.68
3.7	Collaboration	20	1.11	0.06
	Total	150	67.52	0.45

Criterion IV – Infrastructure and Learning Resources				
4.1	Physical Facilities	30	57.94	1.93
4.2	Library as a Learning Resources	20	55.00	2.75
4.3	IT Infrastructure	30	50.00	1.67
4.4	Maintenance of Campus Infrastructure	20	27.35	1.37
	Total	100	190.29	1.90
Criterion V - Student Support and Progression				
5.1	Student Support	30	42.40	1.41
5.2	Student Progression	30	23.16	0.77
5.3	Student Participation and Activities	30	24.58	0.82
5.4	Alumni Engagement	10	0.00	0.00
	Total	100	90.14	0.90
Criterion VI – Governance, Leadership and Management				
6.1	Institutional Vision and Leadership	10	32.50	3.25
6.2	Strategy Development and Deployment	10	23.21	2.32
6.3	Faculty Empowerment Strategies	30	55.39	1.85
6.4	Financial Management and Resource Mobilization	20	42.00	2.10
6.5	Internal Quality Assurance System	30	68.00	2.27
	Total	100	221.09	2.21
Criterion VII – Institutional Values and Best Practices				
7.1	Institutional Values and Social Responsibilities	50	45.07	0.90
7.2	Best Practices	30	80.45	2.68
7.3	Institutional Distinctiveness	20	50.91	2.55
	Total	100	176.43	1.76
	Grand Total	1000	1758.34	1.76

Values Comparison of Metrics in Key Indicators based on Performance (GPA)





Scott Christian College (Autonomous), Nagercoil - 3

AAA 2018 - 2019 - Assessment Sheet



Qualitative & Quantitative Metrics

Metric	Parameter	QIM/ QnM	Weight age	Score	Wtd. Score
	Criterion I – Curricular Aspects				
1.1	Curriculum Design and Development				
1.1.1	Curricula developed/adopted having Learning Outcomes including Programme Outcomes (Pos), Programme specific outcomes (PSOs) and Course Outcomes (COs) for all the UG, PG and M.Phil programmes offered by the Department and mapped them with syllabus properly.	QIM	20	3.35	66.95
1.1.2	List of Programmes where syllabus revision was carried out during 2018-2019	QnM	20	0.84	16.84
1.1.3	Courses having focus on employability/ entrepreneurship/ skill development during 2018 - 2019	QnM	10	2.37	23.68
1.1	Curriculum Design and Development		50	2.15	107.47
1.2	Academic Flexibility				
1.2.1	New courses introduced of the total number of courses across all programs offered during 2018 – 2019.	QnM	20	0.00	0.00
1.2.2	Programs in which Choice Based Credit System (CBCS)/elective course system has been implemented (2018-19)	QnM	20	2.53	50.53
1.2	Academic Flexibility		40	1.26	50.53
1.3	Curriculum Enrichment				
1.3.1	List of courses whose syllabus integrate Cross cutting Issues related to Gender/ Environment & Sustainability/Human Values & Professional Ethics.	QIM	10	2.70	27.00
1.3.2	List of Value-added courses imparting transferable and life skills offered during 2018-2019 with details of the students	QnM	10	0.00	0.00
1.3.3	List of Value-added courses imparting transferable and life skills offered during 2018-2019 with details of the students	QnM	10	0.00	0.00

1.3.4	Details of students undertaking field projects / internships (2018 - 2019)	QnM	10	1.26	12.63
1.3	Curriculum Enrichment		40	0.99	39.63
1.4	Feedback System				
1.4.1	Structured feedback received from: 1) Students, 2) Teachers, 3) Employers, 4) Alumni 5) Parents, for design and review of syllabus - Semester wise /year wise (Weightage: 10 QnM) Options: A. Any 4 of the above B. Any 3 of the above C. Any 2 of the above D. Any 1 of the above E. None of the above	QnM	10	3.20	32.00
1.4.2	Feedback processes of the institution may be classified as follows: A) Feedback collected, analysed and action taken and feedback available on website B) Feedback collected, analysed and action has been taken C) Feedback collected and analysed D) Feedback collected E) Feedback not collected	QnM	10	2.80	28.00
1.4	Feedback System		20	3.00	60.00
Criterion I – Curricular Aspects			150	1.72	257.63
Criterion II – Teaching-Learning and Evaluation					
2.1	Student Enrolment and Profile				
2.1.1	List of students on roll from other States and Countries during 2018-2019	QnM	5	0.00	0.00
2.1.2	Demand Ratio of 2018-2019	QnM	5	0.00	0.00
2.1.3	Seats filled against seats reserved for various categories as per applicable reservation policy during 2018-2019	QnM	10	4.00	40.00
2.1	Student Enrolment and Profile		20	2.00	40.00
2.2	Catering to Student Diversity				
2.2.1	The institution assesses the learning levels of the students, after admission and organises special programs for advanced learners and slow learners	QIM	10	2.66	26.58
2.2.2	Student - Full time teacher ratio(current year data)	QnM	15	3.83	57.50
2.2.3	Details of differently-abled students (Divyangjan) on rolls (2018 – 2019)	QnM	5	1.00	5.00
2.2	Catering to Student Diversity		30	2.97	89.08

2.3	Teaching - Learning Process				
2.3.1	Student centric methods, such as experiential learning, participative learning and problem solving methodologies are used for enhancing learning experiences	QIM	20	2.95	58.95
2.3.2	Teachers using ICT for effective teaching with Learning Management Systems (LMS), E-learning resources etc. (2018 - 2019)	QnM	10	0.00	0.00
2.3.3	Ratio of students to mentor for academic and stress related issues (current year data)	QnM	10	3.67	36.67
2.3.4	Preparation and adherence to Academic Calendar and Teaching plans by the institution	QIM	10	2.51	25.06
2.3	Teaching - Learning Process		50	2.41	120.67
2.4	Teacher Profile and Quality				
2.4.1	Full time teachers against sanctioned posts during 2018-2019 (10) & 2.4.3 Teaching experience of full time teachers in number of years	QnM	10	3.78	37.78
2.4.2	Full time teachers with Ph.D. during 2018-2019	QnM	20	2.78	55.56
2.4.3	Teaching experience of full time teachers in number of years (current year data)	QnM	10	1.94	19.44
2.4.4	Full time teachers who received awards, recognition, fellowships at State, National, International level from Government, recognised bodies during 2018-2019 (10) & for 3.4.2 The institution provides incentives to teachers who receive state, national and international recognition/awards	QnM	10	0.22	2.22
2.4.5	Full time teachers from other States against sanctioned posts during 2018-2019	QnM	10	0.67	6.67
2.4	Teacher Profile and Quality		60	2.03	121.67
2.5	Evaluation Process and Reforms				
2.5.1	Number of days from the date of last semester-end/ year- end examination till the declaration of results during 2018-2019	QnM	15	4.00	60.00
2.5.2	Student complaints/grievances about evaluation against total number appeared in the examinations	QnM	5	3.00	15.00
2.5.3	Applications for revaluation leading to change in marks	QnM	5	0.00	0.00
2.5.4	Provide the Positive impact of reforms on Examination Procedures & Processes including IT Integration and CIA	QIM	10	3.50	35.00
2.5.5	Status of automation of Examination division along with approved examination Manual	QnM	5	2.00	10.00
2.5	Evaluation Process and Reforms		40	3.00	120.00

2.6	Student Performance and Learning Outcomes				
2.6.1	i) Provide the web link displaying Programme Outcomes(PO)/Programme Specific Outcomes (PSO) / Course Outcomes (CO) for all programmes offered by the Department.	QIM	20	3.40	68.00
2.6.2	Evaluation of attainment of PO, PSO & CO	QIM	10	2.78	27.75
2.6.3	Passed out details of final year students	QnM	20	1.28	25.56
2.6	Student Performance and Learning Outcomes		50	2.43	121.31
2.7	Student Satisfaction Survey				
2.7.1	Online student satisfaction survey (SSS) regarding to teaching learning process.	QnM	50	2.85	142.50
2.7	Student Satisfaction Survey		50	2.85	142.50
Criterion II – Teaching-Learning and Evaluation			300	2.52	755.22
Criterion III – Research, Innovations and Extension					
3.1	Promotion of Research and Facilities				
3.1.1	The institution has a well defined policy for promotion of research and the same is uploaded on the institutional website	QnM	1	0.00	0.00
3.1.2	The institution provides seed money to its teachers for research	QnM	6	0.00	0.00
3.1.3	Number of teachers awarded international fellowship for advanced studies/ research during 2018-2019	QnM	6	0.22	1.33
3.1.4	Institution has the following facilities: 1. Central Instrumentation Centre 2. Animal House/Green House / Museum 3. Central Fabrication facility 4. Media laboratory/Business Lab/Studios 5. Research/Statistical Databases	QnM	7	0.00	0.00
3.1	Promotion of Research and Facilities		20	0.07	1.33
3.2	Resource Mobilization for Research				
3.2.1	Grants for research projects sponsored by the government, non-government sources such as industry, corporate houses, international bodies, endowments, Chairs in the institution during 2018-2019	QnM	3	0.44	1.33
3.2.2	Number of research centers recognized by Institution and National/International Bodies	QnM	2	2.00	4.00
3.2.3	Teachers recognised as research guides	QnM	2	2.00	4.00
3.2.4	Number of research projects per teacher funded by government and non-government agencies during 2018-2019	QnM	3	0.39	1.17
3.2	Resource Mobilization for Research		10	1.05	10.50

3.3	Innovation Ecosystem				
3.3.1	What are the innovation done by the Department / Club including Incubation Centre and other initiatives for creation and transfer of knowledge?	QIM	4	2.51	10.04
3.3.2	Number of workshops/seminars conducted on Intellectual Property Rights (IPR) and Industry-Academia Innovative practices during 2018-2019	QnM	6	0.05	0.32
3.3.3	Number of awards for innovation won by institution/teachers/research scholars/students during 2018-2019	QnM	5	0.00	0.00
3.3.4	Number of start-ups incubated on campus during 2018-2019	QnM	5	0.11	0.53
3.3	Innovation Ecosystem		20	0.54	10.88
3.4	Research Publications and Awards				
3.4.1	The institution has a stated Code of Ethics to check malpractices and plagiarism in Research	QnM	1	0.67	0.67
3.4.2	The institution provides incentives to teachers who receive state, national and international recognition/awards	QnM	1	0.00	0.00
3.4.3	Number of Patents published/awarded during 2018-2019	QnM	4	0.00	0.00
3.4.4	Number of Ph.D.s awarded per teacher during 2018-2019	QnM	4	0.50	2.00
3.4.5	Number of research papers per teacher in the Journals notified on UGC website during 2018-2019	QnM	2	2.22	4.44
3.4.6	Number of books and chapters in edited volumes / books published, and papers in national/international conference - proceedings per teacher during 2018-2019	QnM	5	0.39	1.94
3.4.7	Bibliometrics of the publications during 2018-2019 based on average citation index in Scopus/ Web of Science or Pub Med/ Indian Citation Index	QnM	2	0.22	0.44
3.4.8	Bibliometrics of the publications during 2018-19 based on Scopus/ Web of Science – h-index of the Department	QnM	1	0.22	0.22
3.4	Research Publications and Awards		20	0.49	9.72
3.5	Consultancy				
3.5.1	Institution has a policy on consultancy including revenue sharing between the institution and the individual	QnM	1	0.00	0.00

3.5.2	Revenue generated from consultancy during 2018-2019	QnM	6	0.00	0.00
3.5.3	Revenue generated from corporate training by the Department during 2018-2019	QnM	3	0.00	0.00
3.5	Consultancy		10	0.00	0.00
3.6	Extension Activities				
3.6.1	What are the Extension activities in the neighborhood community in terms of impact and sensitizing students to social issues and holistic development during 2018-2019?	QIM	10	3.04	30.43
3.6.2	Number of awards and recognition received for extension activities from Government /recognized bodies during 2018 - 19	QnM	15	0.13	2.00
3.6.3	Number of extension and outreach Programmes conducted in collaboration with industry, community and Non- Government Organizations through NSS/NCC/Red cross/YRC etc., during 2018-2019	QnM	15	0.00	0.00
3.6.4	Students participating in extension activities with Government Organizations, Non-Government Organizations and Programmes such as Swachh Bharat, Aids Awareness, Gender Issue, etc. during 2018-2019	QnM	10	0.15	1.54
3.6	Extension Activities		50	0.68	33.97
3.7	Collaboration				
3.7.1	Number of Collaborative activities for research, faculty exchange, student exchange	QnM	5	0.00	0.00
3.7.2	Number of linkages with institutions/industries for internship, on-the-job training, project work, sharing of research facilities etc. during 2018-2019	QnM	10	0.00	0.00
3.7.3	Number of functional MoUs with institutions of national, international importance, other universities, industries, corporate houses etc. during 2018-2019	QnM	5	0.22	1.11
3.7	Collaboration		20	0.06	1.11
Criterion III – Research, Innovations and Extension					
			150	0.45	67.52
Criterion IV – Infrastructure and Learning Resources					
4.1	Physical Facilities				
4.1.1	The institution has adequate facilities for teaching – learning, viz., classrooms, laboratories, computing equipment, etc.	QIM	5	3.74	18.68

4.1.2	The institution has adequate facilities for sports, games (indoor, outdoor) gymnasium, yoga centre etc., and cultural activities	QIM	5	3.50	17.50
4.1.3	Percentage of classrooms and seminar halls with ICT – enabled facilities such as smart class, LMS, etc.	QnM	10	0.18	1.76
4.1.4	Budget allocation, excluding salary for infrastructure augmentation (INR in Lakhs)	QnM	10	2.00	20.00
4.1	Physical Facilities		30	1.93	57.94
4.2	Library as a Learning Resources				
4.2.1	Provide the details of Integrated library Management System (ILMS)	QIM	4	3.00	12.00
4.2.2	Give the details of Rare Books/ Rare Manuscripts/ Special Reports	QIM	3	2.00	6.00
4.2.3	Does the institution have the following: 1. e – journals 2. e-ShodhSindhu 3. Shodhganga membership 4. e-books 5. Databases	QnM	3	3.00	9.00
4.2.4	Annual expenditure for purchase of books and journals during 2018-2019	QnM	7	4.00	28.00
4.2.5	Does the institution have the following: 1. e – journals 2. e-ShodhSindhu 3. Shodhganga membership 4. e-books 5. Databases	QnM	1	0.00	0.00
4.2.6	Usage of library by teachers and students (2018-19)	QnM	2	0.00	0.00
4.2	Library as a Learning Resources		20	2.75	55.00
4.3	IT Infrastructure				
4.3.1	Institution frequently updates its IT facilities including Wi-Fi	QIM	10	3.00	30.00
4.3.2	Student - Computer ratio (current year data) Number of Computers in working condition	QnM	14	0.00	0.00
4.3.3	Available bandwidth of internet connection in the Institution	QnM	5	4.00	20.00
4.3.4	Facilities for e-content development such as Media centre, Recording facility, Lecture Capturing System (LCS)	QnM	1	0.00	0.00
4.3	IT Infrastructure		30	1.67	50.00
4.4	Maintenance of Campus Infrastructure				
4.4.1	Expenditure incurred on maintenance of physical facilities and academic support facilities excluding salary component during 2018-2019	QnM	10	0.00	0.00
4.4.2	Provide the Service/Maintenance Record	QIM	10	2.74	27.35
4.4	Maintenance of Campus Infrastructure		20	1.37	27.35
Criterion IV – Infrastructure and Learning Resources			100	1.90	190.29

Criterion V - Student Support and Progression					
5.1	Student Support				
5.1.1	Students benefited by scholarships and freeships provided by the Government during 2018 -19	QnM	5	4.00	20.00
5.1.2	Students benefited by scholarships, freeships, etc. provided by the institution besides government schemes during 2018-2019	QnM	5	2.50	12.50
5.1.3	Number of capability enhancement and development schemes 1. Guidance for competitive examinations, 2. Career Counselling, 3. Softskill development, 4. Remedial coaching 5. Language lab, 6. Bridge courses 7. Yoga and Meditation 8. Personal Counselling Options: A. 7 or more of the above B. Any 6 of the above V. Any 5 of the above D. Any 4 of the above E. \leq 3 of the above (Opt one)	QnM	9	0.30	2.70
5.1.4	Students benefited by guidance for competitive examinations and career counseling offered by the institution during 2018-2019	QnM	8	0.40	3.20
5.1.5	Students benefited by Vocational Education and Training (VET) during 2018-2019	QnM	2	0.00	0.00
5.1.6	The institution has a transparent mechanism for timely redressal of student grievances including sexual harassment and ragging cases	QnM	1	4.00	4.00
5.1	Student Support		30	1.41	42.40
5.2	Student Progression				
5.2.1	Placement of outgoing students during 2018-2019	QnM	10	0.00	0.00
5.2.2	Student progression to higher education (previous graduating batch i.e., 2018 - 2019)	QnM	10	2.00	20.00
5.2.3	Students qualifying in state/ national/ international level examinations during 2018-2019 (eg: NET/ SLET/GATE/GMAT /CAT, GRE/TOFEL/Civil Services/State government examinations)	QnM	10	0.32	3.16
5.2	Student Progression		30	0.77	23.16
5.3	Student Participation and Activities				
5.3.1	Number of awards/medals for outstanding performance in sports/cultural activities at national/international level (award for a team event should be counted as one) during 2018-2019	QnM	15	0.00	0.00
5.3.2	Presence of an active Student Council & representation of students on academic & administrative bodies/committees	QIM	10	2.46	24.58

5.3.3	Sports and cultural activities / competitions organized at the institution level during 2018 – 2019	QnM	5	0.00	0.00
5.3	Student Participation and Activities		30	0.82	24.58
5.4	Alumni Engagement				
5.4.1	The Alumni Association/Chapters (registered and functional) contributes significantly to the development of the institution through financial and non financial means.	QIM	4	0.00	0.00
5.4.2	Alumni contribution during 2018-2019	QnM	4	0.00	0.00
5.4.3	Number of Alumni Association /Chapters meetings held during 2018-2019	QnM	2	0.00	0.00
5.4	Alumni Engagement		10	0.00	0.00
Criterion V - Student Support and Progression			100	0.90	90.14
Criterion VI – Governance, Leadership and Management					
6.1	Institutional Vision and Leadership				
6.1.1	The governance of the institution is reflective of an effective leadership in tune with the vision and mission of the Institution.	QnM	5	3.00	15.00
6.1.2	The institution practices decentralization and participative management	QIM	5	3.50	17.50
6.1	Institutional Vision and Leadership		10	3.25	32.50
6.2	Strategy Development and Deployment				
6.2.1	Perspective/Strategic plan and deployment documents are available in the institution	QIM	2	2.10	4.20
6.2.2	Organizational structure of the Institution including governing body, administrative setup, and functions of various bodies, service rules, procedures, recruitment, promotional policies as well as grievance redressal mechanism	QIM	2	3.20	6.40
6.2.3	Implementation of e-governance in areas of operation : 1. Planning and Development 2. Administration 3. Finance and Accounts 4. Student Admission and Support 5. Examination	QnM	4	2.00	8.00
6.2.4	Minutes of Meetings and action taken reports of Associations /Cells / Bodies / Committees /Clubs etc	QIM	2	2.30	4.61
6.2	Strategy Development and Deployment		10	2.32	23.21
6.3	Faculty Empowerment Strategies				
6.3.1	List of Welfare measures for teaching & Non-teaching Staff	QIM	9	3.50	31.50

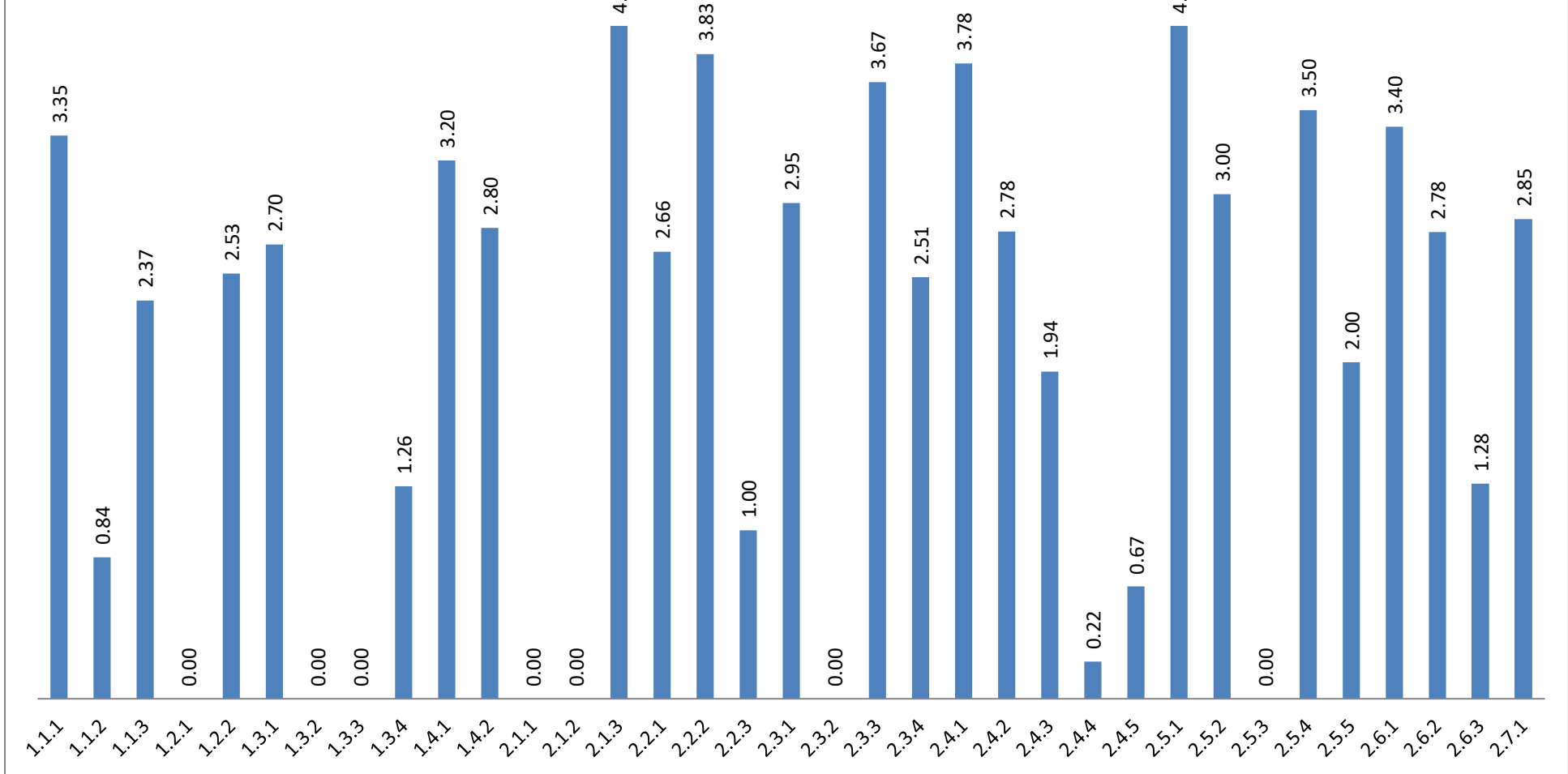
6.3.2	Teachers provided with financial support to attend conferences / workshops and towards membership fee of professional bodies during 2018-2019	QnM	6	0.00	0.00
6.3.3	Number of professional development / administrative training Programmes organized by the Institution for teaching and non teaching staff during 2018-2019	QnM	5	0.23	1.14
6.3.4	Teachers attending professional development Programmes, viz., Orientation Programme, Refresher Course, Short Term Course, Faculty Development Programmes during 2018-2019	QnM	5	1.55	7.75
6.3.5	Institution has Performance Appraisal System for teaching and non-teaching staff	QIM	5	3.00	15.00
6.3	Faculty Empowerment Strategies		30	1.85	55.39
6.4	Financial Management and Resource Mobilization				
6.4.1	Internal Audit & External Audit Report and Balance Sheets	QIM	4	3.50	14.00
6.4.2	Funds / Grants received from Government, non-government bodies, individuals, philanthropers during 2018-2019	QnM	8	0.00	0.00
6.4.3	Institutional strategies for mobilisation of funds and the optimal utilisation of resources	QIM	8	3.50	28.00
6.4	Financial Management and Resource Mobilization		20	2.10	42.00
6.5	Internal Quality Assurance System				
6.5.1	Internal Quality Assurance Cell (IQAC) has contributed significantly for institutionalizing the quality assurance strategies and processes	QIM	8	2.50	20.00
6.5.2	The institution reviews its teaching learning process, structures & methodologies of operations and learning outcomes at periodic intervals through IQAC set up as per norms	QIM	8	2.50	20.00
6.5.3	Number of quality initiatives by IQAC for promoting quality culture	QnM	3	0.00	0.00
6.5.4	Quality assurance initiatives of the institution include: 1. Regular meeting of Internal Quality Assurance Cell (IQAC); timely submission of Annual Quality Assurance Report (AQAR) to NAAC; Feedback collected, analysed and used for improvements 2. Academic Administrative Audit (AAA) and initiation of follow up action 3. Participation in NIRF 4. ISO Certification 5. NBA or any other quality audit	QnM	6	3.00	18.00

6.5.5	Post accreditation quality initiatives	QIM	5	2.00	10.00
6.5	Internal Quality Assurance System		30	2.27	68.00
Criterion VI – Governance, Leadership and Management			100	2.21	221.09
Criterion VII – Institutional Values and Best Practices					
7.1	Institutional Values and Social Responsibilities				
7.1.1	Number of gender equity promotion Programmes organized by the department/club/cell/ unit during 2018-2019	QnM	5	0.00	0.00
7.1.2	Institution shows gender sensitivity in providing facilities such as: a) Safety and Security b) Counselling c) Common Room	QIM	5	3.50	17.50
7.1.3	Environmental Consciousness and Sustainability Alternate Energy initiatives such as: Power requirement of the Department met by the renewable energy sources	QnM	1	0.00	0.00
7.1.4	Annual lighting power requirements met through LED bulbs	QnM	1	0.24	0.24
7.1.5	Waste Management steps including: a) Solid waste management b) Liquid waste management c) E-waste management	QIM	3	2.15	6.44
7.1.6	Rain water harvesting structures and utilization	QIM	1	1.29	1.29
7.1.7	Green Practices` : 1) Students, staff using : a. Bicycles b. Public Transport c. Pedestrian Friendly Roads 2. Plastic free campus 3. Paperless office 4. Green landscaping with trees and plants	QIM	2	2.75	5.50
7.1.8	Expenditure on green initiatives and waste management excluding salary component during 2018-2019	QnM	2	0.00	0.00
7.1.9	Differently abled (Divyangjan) friendliness : Resources available in the institution:1. Physical facilities 2. Provision for lift 3. Ramp / Rails 4. Braille Software/facilities 5. Rest Rooms designated 6. Scribes for examination 7. Special skill development for differently abled students 8. Any other similar facility (Specify)	QnM	10	0.00	0.00

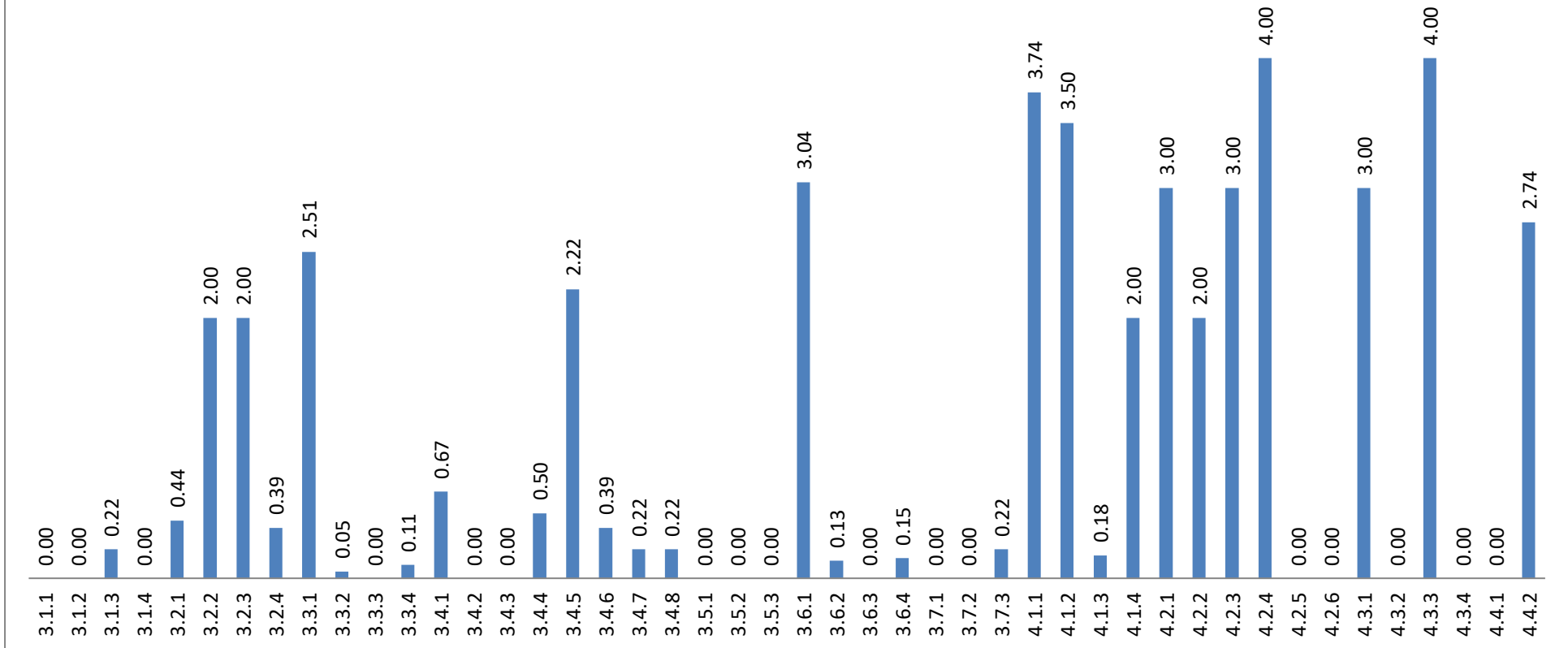
7.1.10	Number of specific initiatives to address locational advantages and disadvantages during 2018-2019	QnM	5	0.17	0.83
7.1.11	Number of initiatives taken to engage with and contribute to local community during 2018-2019	QnM	5	0.22	1.11
7.1.12	Code of conduct handbook exists for students, teachers, governing body, administration and support staff (Yes/No)	QnM	1	0.00	0.00
7.1.13	Display of core values in the institution and on its website (Yes/No)	QnM	1	0.00	0.00
7.1.14	The Department plans and organizes appropriate activities to increase consciousness about national identities and symbols; Fundamental Duties and Rights of Indian citizens and other constitutional obligations (Yes/No)	QnM	1	0.13	0.13
7.1.15	The Department offers a course on Human Values and professional ethics (Yes/No)	QnM	1	3.37	3.37
7.1.16	The institutional functioning is as per professional code of prescribed / suggested by statutory bodies / regulatory authorities for different professions (Yes/No)	QnM	1	0.00	0.00
7.1.17	Number of activities conducted for promotion of universal values (Truth, Righteous conduct, Love, Non-Violence and peace); national values, human values, national integration, communal harmony and social cohesion as well as for observance of fundamental duties during 2018-2019	QnM	2	0.27	0.55
7.1.18	Institution organizes national festivals and birth / death anniversaries of the great Indian personalities.	QIM	1	2.12	2.12
7.1.19	Describe the maintenance of transparency in Financial, Academic, Administrative & Auxiliary functions (in 500 words)	QIM	2	3.00	6.00
7.1	Institutional Values and Social Responsibilities		50	0.90	45.07
7.2	Best Practices				
7.2.1	Describe any one best practice followed by the Department / Cell / Body / Committee / Club/Unit	QIM	30	2.68	80.45
7.2	Best Practices		30	2.68	80.45

7.3	Institutional Distinctiveness				
7.3.1	Describe/Explain the performance the Department in one area distinctive to its Vision, Priority & Thrust	QIM	20	2.55	50.91
7.3	Institutional Distinctiveness		20	2.55	50.91
Criterion VII – Institutional Values and Best Practices			100	1.76	176.43
	Criteria-wise Assessment		Weightage (W)	Score	Wtd Grade Point (WGP)
1	Curricular Aspects		150.00	1.72	257.63
2	Teaching, Learning & Evaluation		300.00	2.52	755.22
3	Research, Innovation & Extension		150.00	0.45	67.52
4	Infrastructure & Learning resources		100.00	1.90	190.29
5	Student Support & Progression		100.00	0.90	90.14
6	Governance, Leadership & Management		100.00	2.21	221.09
7	Institutional values & Best Practices		100.00	1.76	176.43
	Overall:-		1000.00	1.76	1758.34

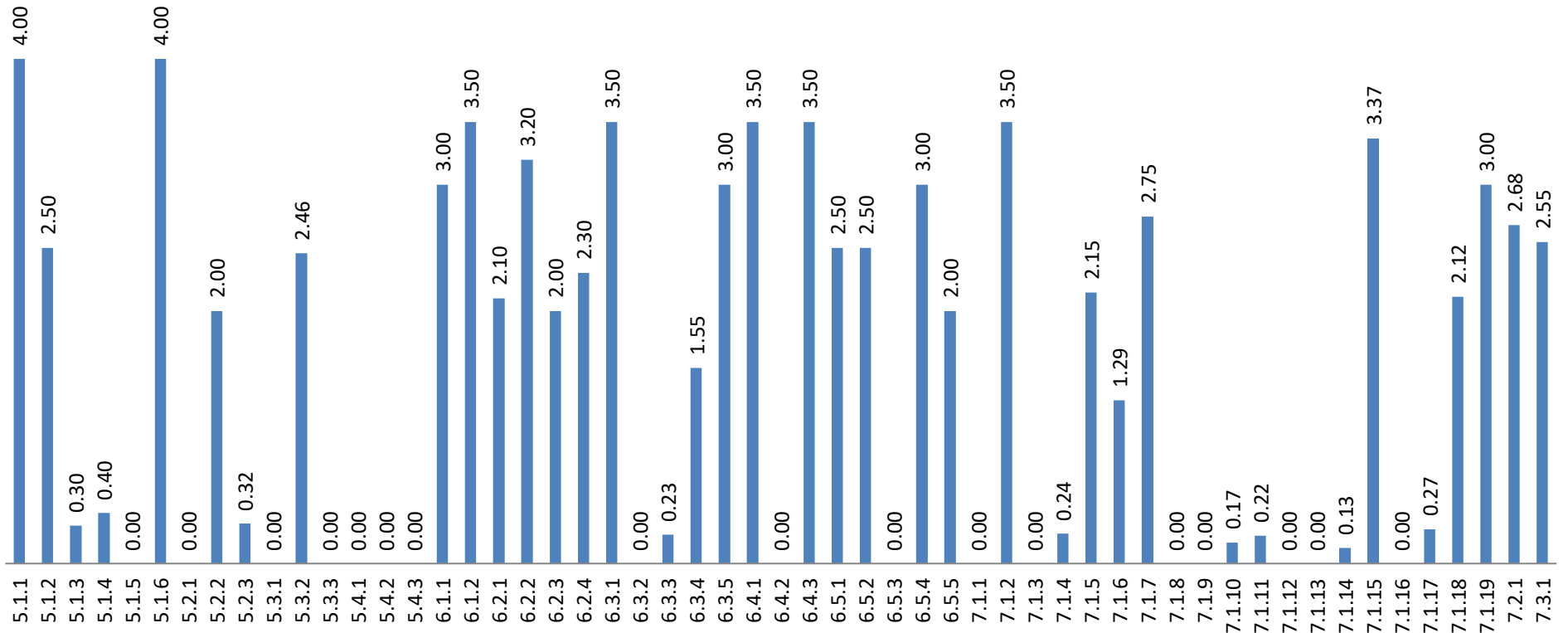
Performance of metrics in Curricular Aspects, Teaching-learning and Evaluation



Performance of metrics in Research, Innovations and Extension, Infrastructure and Learning Resources



**Performance of metrics in Student Support and Progression, Governance, Leadership and Management,
Institutional Values and Best Practices**





Academic and Administrative Audit - 18.10.2019

Grade

Department	Curricular Aspects	Teaching, Learning & Evaluation	Research, Innovation & Extension	Infrastructure & Learning resources	Student Support & Progression	Governance, Leadership & Management	Institutional values & Best Practices	Overall	Grade
Departments									
Tamil	2.29	3.02	0.61	1.90	1.02	2.17	2.55	2.12	B
English	2.47	2.74	0.50	2.80	1.36	2.58	2.20	2.07	B
Malayalam	1.00	2.73	0.06	2.40	0.68	0.17	1.41	1.46	D
History	0.93	2.39	0.44	1.60	0.42	1.75	2.23	1.47	D
Economics	2.60	2.61	0.63	1.60	0.81	2.83	2.22	1.99	C
Commerce	1.37	2.40	0.46	1.70	0.51	1.00	2.43	1.59	C
Mathematics	1.74	2.59	0.40	1.60	1.17	1.75	0.09	1.54	C
Physics	2.17	2.42	0.51	1.70	1.02	0.92	0.05	1.56	C
Chemistry	1.97	2.74	0.69	2.10	2.02	2.25	2.88	2.10	B
Botany	2.27	2.61	0.81	2.00	0.51	1.33	2.17	1.91	C
Zoology	2.33	2.89	1.04	2.40	0.83	2.33	2.26	2.14	B
Hindi	0.87	2.94	0.03	1.20	0.85	0.17	1.14	1.44	D
Computer Science	2.07	2.42	0.23	2.00	1.02	0.75	1.41	1.64	C
Business Studies	2.17	2.39	0.30	1.90	1.10	0.92	2.23	1.76	C
Physical Education	0.80	2.77	0.19	1.60	1.02	0.33	1.25	1.44	D
Microbiology	2.27	2.74	0.48	2.00	0.34	0.50	2.12	1.86	C
Computer Application	1.93	2.00	0.10	2.00	0.68	0.58	0.11	1.27	D

Department	Curricular Aspects	Teaching, Learning & Evaluation	Research, Innovation & Extension	Infrastructure & Learning resources	Student Support & Progression	Governance, Leadership & Management	Institutional values & Best Practices	Overall	Grade
Units /Cells / Clubs									
Dean -Arts	0.70	1.68	3.20	-	-	1.17	2.74	1.42	D
Dean -Science	0.70	1.63	3.00	-	-	0.83	2.72	1.38	D
Dean -Research	-	-	0.08	-	-	0.00	2.50	0.91	D
Dean Student Welfare	-	3.00	-	-	1.48	3.50	3.05	2.53	B+
Bursar	-	-	0.00	1.00	4.00	2.10	3.07	2.43	B
NCC – Army	-	-	0.08	-	-	-	2.83	1.86	C
NCC - Navy	-	-	2.00	-	-	-	3.78	2.92	B++
NSS – 90	-	-	1.60	-	-	-	3.76	2.72	B+
NSS – 91	-	-	1.60	-	-	-	3.76	2.72	B+
NSS – 92	-	-	1.60	-	-	-	3.76	2.72	B+
NSS – 93	-	-	1.60	-	-	-	3.76	2.72	B+
NSS – 123	-	-	1.60	-	-	-	3.76	2.72	B+
NSS – 124	-	-	1.60	-	-	-	3.76	2.72	B+
NSS – 127	-	-	1.60	-	-	-	3.76	2.72	B+
Sports	-	-	-	3.50	0.00	-	3.00	2.79	B++
Youth Welfare	-	-	-	-	0.00	2.50	3.00	2.72	B+
Science Club	-	-	1.40	-	3.50	2.50	2.59	2.37	B
Youth Red Cross	-	-	1.60	-	3.50	2.50	2.59	2.42	B
Scott Adventure Club	-	-	1.60	-	3.50	2.50	2.59	2.42	B
Rotaract Club	-	-	1.60	-	3.00	2.50	2.59	2.37	B
Innovation Council	-	-	0.90	-	-	0.00	1.00	0.94	D
HRDC	-	-	-	-	0.62	-	3.00	2.13	B
Placement	-	-	-	-	0.82	-	0.00	0.40	D
IQAC	3.00	2.95	-	-	-	1.94	-	2.65	B+
Admission	-	1.80	-	-	-	2.00	-	1.81	B
Governance - Office	-	0.80	-	-	-	3.17	0.27	1.14	D
Controller of Examinations	-	2.79	-	-	-	1.09	2.10	2.42	B
Website	-	2.24	-	1.67	-	1.67	0.00	2.03	B
Library	-	-	-	2.75	-	1.00	2.00	2.18	B
Alumni	-	-	-	-	0.00	-	-	0.00	D

Dean IQAC

Principal

Strengths and Weaknesses

Strengths :

- Institutional Vision and Leadership
- Feedback System
- Evaluation Process and Reforms

Weaknesses :

- Physical Facilities
- Faculty Empowerment Strategies
- IT Infrastructure
- Student Support
- Maintenance of Campus Infrastructure
- Academic Flexibility
- Resource Mobilization for Research
- Curriculum Enrichment
- Institutional Values and Social Responsibilities
- Student Participation and Activities
- Student Progression
- Extension Activities
- Innovation Ecosystem
- Research Publications and Awards
- Promotion of Research and Facilities
- Collaboration
- Consultancy
- Alumni Engagement



Dr. V. Balamurugan
Director

Internal Quality Assurance Cell
MANONMANIAM SUNDARANAR UNIVERSITY
Abishekappatti, Tirunelveli – 627012



Mobile: 94862 40097
e- mail: bala_vm@msuniv.ac.in

Date: 18th Oct 2019

To

The Dean
Internal Quality Assurance Cell
Scott Christian College (Autonomous)
Nagercoil – 629 003

Sir,


Sub: Exit Summary on the Conduct of AAA on 18th Oct 2019 – Regarding

Warm Greetings!

First of all, I feel happy to be the part of the AAA programme that was conducted on 18th Oct 2019. I hereby submit a report as “Exit Summary” which will be useful to the college in improving the quality.

1. Though the academic process is effective the documentation needs improvements in the areas viz. Activity based Learning, Identification of Slow, Medium and Advanced Learners, Outcome Mapping, Students Participation in Committees, etc.
2. The programme objectives needs improvement in some of the departments like Mathematics and History. Therefore it may be ensured that the programme objectives may be specific, measurable, attainable, relevant and time bound.
3. It may be ensured that all the meetings must be minuted and the signatures of the members may be obtained in the minutes itself.
4. A faculty development training may be conducted in the areas of activity based learning, NAAC criterions, Research Quality Parameters, etc.
5. Policies, Processes, Procedures , Duties and Responsibilities, Organisation Chart, etc may be compiled as a single document and a softcopy may be made available in the college website.
6. More number of MoUs, placement and Extension activities may be conducted in the days to come.
7. Quality initiatives and its effectiveness may be documented and displayed on the walls.

Yours faithfully,


Dr.V.Balamurugan 18/10/19



Dr. A. Lourdusamy
IQAC DIRECTOR

Associate Professor
Department of Mathematics
St. Xavier's College (Autonomous)
Palayamkottai - 627002
Tirunelveli District,
Tamil Nadu, INDIA

Res: 9/33, Arul Nagar, Palayamkottai-627002, Tamil Nadu, India.

Mobile:9994343275 **E.mail:** lourdusamy15@gmail.com

Date: 18.10.2019

To

Principal
Scott Christian College(Autonomous)
Nagercoil – 629 003.

Respected Sir,

Greetings from Dr. A. Lourdusamy, IQAC Director & Associate Professor of Mathematics, St. Xavier's College (Autonomous), Palayamkottai.

I am happy to be part of the Expert Team to conduct Academic and Administrative Audit on October 18, 2019. As an academician and a well-wisher of the College, I am very much pleased to offer my suggestions and feedback about Scott Christian College, Nagercoil – 629 003.

Since 1809, Scott Christian College, Nagercoil – 629 003, has been striving hard to promote holistic education and overall development of the underprivileged young men and women and to empower them to be eminent entrepreneurs and educationists. Apart from that, the students are also trained well to have social responsibility through extension programmes. So Scott Christian College is able to blend academic training with the noble task of making the students realize their social concern.

Autonomy has helped your institution to remodel the syllabus periodically and inculcate the knowledge and skills among the students in recent developments and academic innovations.

All Departments are doing commendable work in raising the standard of education in the College. The Internal Quality Assurance Cell(IQAC) is very active and undertakes a slew of quality sustenance and quality enhancement activities. All clubs actively participate in co-curricular and extracurricular activities.

I am really proud to mention the keen interest of the institution in research activities. I wish and pray that the institution produces more researchers to take the fruit of the research to the society.

I offer my prayerful wishes for the growth of the institution. I wish that Scott Christian College reaches newer heights in all its endeavors.

Yours Sincerely,

(Dr.A. Lourdusamy)



Scott Christian College (Autonomous), Nagercoil - 3


INTERNAL QUALITY ASSURANCE CELL



**ACADEMIC & ADMINISTRATIVE
AUDIT 2018 – 2019**

GRADE

DEPARTMENT OF TAMIL



Department / Cell : TAMIL

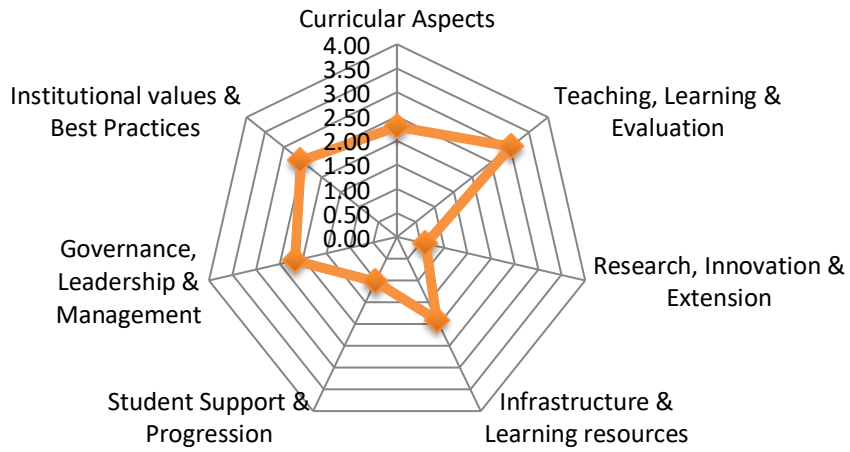
Academic and Administrative Audit - 18.10.2019

No	Criteria	Weightage (Wi)	Weighted Grade Point (CrWGP _i)	Grade Point Averages (CrWGP _i /W _i)
1	Curricular Aspects	150	344.0	2.29
2	Teaching, Learning & Evaluation	235	709.0	3.02
3	Research, Innovation & Extension	134	82.0	0.61
4	Infrastructure & Learning resources	25	47.5	1.90
5	Student Support & Progression	59	60.0	1.02
6	Governance, Leadership & Management	12	26.0	2.17
7	Institutional values & Best Practices	76	194.0	2.55
	Total	691	1462.5	2.12
CGPA : 2.12				
Grade : B				

Dean IQAC

Principal

Criteria wise Radar Graph (GPA)



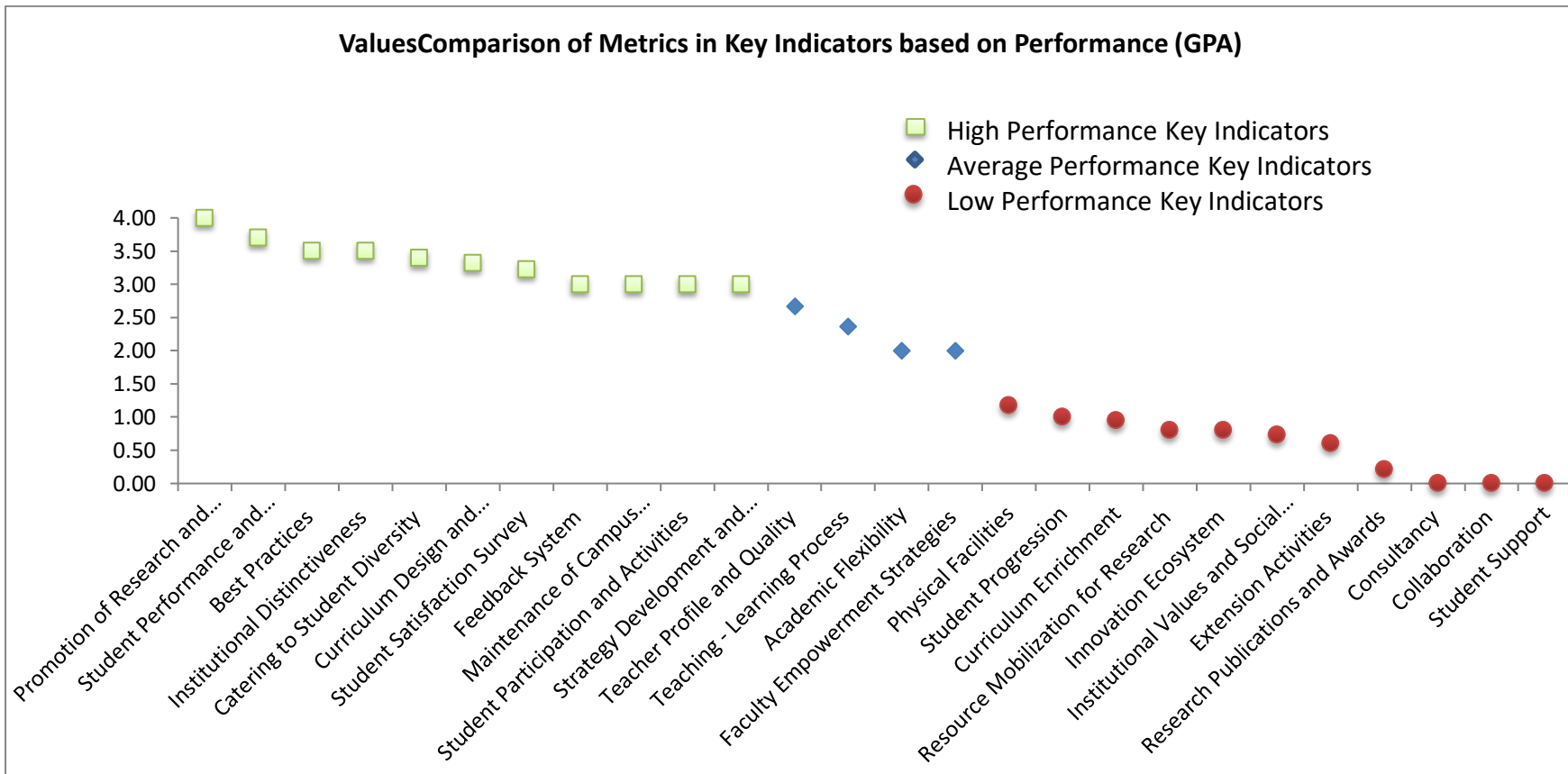
Department / Cell : Tamil


Academic and Administrative Audit - 18.10.2019

No	Criteria and Key Indicators	Key Indicator Weightage (W _i)	Key Indicator Wise Weighted Grade Points (KIWGP) _i	Grade Point Averages (CrWGPi/Wi)
Criterion I – Curricular Aspects				
1.1	Curriculum Design and Development	50	166.0	3.32
1.2	Academic Flexibility	40	80.0	2.00
1.3	Curriculum Enrichment	40	38.0	0.95
1.4	Feedback System	20	60.0	3.00
	Total	150	344.0	2.29
Criterion II – Teaching-Learning and Evaluation				
2.2	Catering to Student Diversity	25	85.0	3.40
2.3	Teaching - Learning Process	50	118.0	2.36
2.4	Teacher Profile and Quality	60	160.0	2.67
2.6	Student Performance and Learning Outcomes	50	185.0	3.70
2.7	Student Satisfaction Survey	50	161.0	3.22
	Total	235	709.0	3.02
Criterion III – Research, Innovations and Extension				
3.1	Promotion of Research and Facilities	6	24.0	4.00
3.2	Resource Mobilization for Research	10	8.0	0.80
3.3	Innovation Ecosystem	20	16.0	0.80
3.4	Research Publications and Awards	19	4.0	0.21
3.5	Consultancy	9	0.0	0.00
3.6	Extension Activities	50	30.0	0.60
3.7	Collaboration	20	0.0	0.00

No	Criteria and Key Indicators	Key Indicator Weightage (W _i)	Key Indicator Wise Weighted Grade Points (KIWGP) _i	Grade Point Averages (CrWGP _i /W _i)
	Total	134	82.0	0.61
Criterion IV – Infrastructure and Learning Resources				
4.1	Physical Facilities	15	17.5	1.17
4.4	Maintenance of Campus Infrastructure	10	30.0	3.00
	Total	25	47.5	1.90
Criterion V - Student Support and Progression				
5.1	Student Support	19	0.0	0.00
5.2	Student Progression	30	30.0	1.00
5.3	Student Participation and Activities	10	30.0	3.00
	Total	59	60.0	1.02
Criterion VI – Governance, Leadership and Management				
6.2	Strategy Development and Deployment	2	6.0	3.00
6.3	Faculty Empowerment Strategies	10	20.0	2.00
	Total	12	26.0	2.17
Criterion VII – Institutional Values and Best Practices				
7.1	Institutional Values and Social Responsibilities	26	19.0	0.73
7.2	Best Practices	30	105.0	3.50
7.3	Institutional Distinctiveness	20	70.0	3.50
	Total	76	194.0	2.55
	Grand Total	691	1462.5	2.12

ValuesComparison of Metrics in Key Indicators based on Performance (GPA)





Qualitative & Quantitative Metrics

Metric	Parameter	QIM/ QnM	Weight age	Score	Wtd. Score
Criterion I – Curricular Aspects					
1.1	Curriculum Design and Development				
1.1.1	Curricula developed/adopted having Learning Outcomes including Programme Outcomes (Pos), Programme specific outcomes (PSOs) and Course Outcomes (COs) for all the UG, PG and M.Phil programmes offered by the Department and mapped them with syllabus properly.	QIM	20	3.8	76
1.1.2	List of Programmes where syllabus revision was carried out during 2018-2019	QnM	20	4	80
1.1.3	Courses having focus on employability/ entrepreneurship/ skill development during 2018 - 2019	QnM	10	1	10
1.1	Curriculum Design and Development		50	3.32	166
1.2	Academic Flexibility				
1.2.1	New courses introduced of the total number of courses across all programs offered during 2018 – 2019.	QnM	20	0	0
1.2.2	Programs in which Choice Based Credit System (CBCS)/elective course system has been implemented (2018-19)	QnM	20	4	80
1.2	Academic Flexibility		40	2	80
1.3	Curriculum Enrichment				
1.3.1	List of courses whose syllabus integrate Cross cutting Issues related to Gender/ Environment & Sustainability/Human Values & Professional Ethics.	QIM	10	3.8	38
1.3.2	List of Value-added courses imparting transferable and life skills offered during 2018-2019 with details of the students	QnM	10	0	0
1.3.3	List of Value-added courses imparting transferable and life skills offered during 2018-2019 with details of the students	QnM	10	0	0

1.3.4	Details of students undertaking field projects / internships (2018 - 2019)	QnM	10	0	0
1.3	Curriculum Enrichment		40	0.95	38
1.4	Feedback System				
1.4.1	Structured feedback received from: 1) Students, 2) Teachers, 3) Employers, 4) Alumni 5) Parents, for design and review of syllabus - Semester wise /year wise (<i>Weightage: 10 QnM</i>) Options: A. Any 4 of the above B. Any 3 of the above C. Any 2 of the above D. Any 1 of the above E. None of the above	QnM	10	3	30
1.4.2	Feedback processes of the institution may be classified as follows: A) Feedback collected, analysed and action taken and feedback available on website B) Feedback collected, analysed and action has been taken C) Feedback collected and analysed D) Feedback collected E) Feedback not collected	QnM	10	3	30
1.4	Feedback System		20	3	60
Criterion I – Curricular Aspects			150	2.29	344
Criterion II – Teaching-Learning and Evaluation					
2.2	Catering to Student Diversity				
2.2.1	<i>The institution assesses the learning levels of the students, after admission and organises special programs for advanced learners and slow learners</i>	QIM	10	2.5	25
2.2.2	<i>Student - Full time teacher ratio(current year data)</i>	QnM	15	4	60
2.2	Catering to Student Diversity		25	3.4	85
2.3	Teaching - Learning Process				
2.3.1	<i>Student centric methods, such as experiential learning, participative learning and problem solving methodologies are used for enhancing learning experiences</i>	QIM	20	3	60
2.3.2	Teachers using ICT for effective teaching with Learning Management Systems (LMS), E-learning resources etc. (2018 - 2019)	QnM	10	0	0
2.3.3	Ratio of students to mentor for academic and stress related issues (current year data)	QnM	10	3	30
2.3.4	<i>Preparation and adherence to Academic Calendar and Teaching plans by the institution</i>	QIM	10	2.8	28
2.3	Teaching - Learning Process		50	2.36	118
2.4	Teacher Profile and Quality				
2.4.1	Full time teachers against sanctioned posts during 2018-2019 (10) & 2.4.3 Teaching experience of full time teachers in number of years	QnM	10	4	40
2.4.2	Full time teachers with Ph.D. during 2018-2019	QnM	20	4	80

2.4.3	Teaching experience of full time teachers in number of years (current year data)	QnM	10	0	0
2.4.4	Full time teachers who received awards, recognition, fellowships at State, National, International level from Government, recognised bodies during 2018-2019 (10) & for 3.4.2 The institution provides incentives to teachers who receive state, national and international recognition/awards	QnM	10	4	40
2.4.5	Full time teachers from other States against sanctioned posts during 2018-2019	QnM	10	0	0
2.4	Teacher Profile and Quality		60	2.67	160
2.6	Student Performance and Learning Outcomes				
2.6.1	i) Provide the web link displaying Programme Outcomes(PO)/Programme Specific Outcomes (PSO) / Course Outcomes (CO) for all programmes offered by the Department.	QIM	20	3.5	70
2.6.2	Evaluation of attainment of PO, PSO & CO	QIM	10	3.5	35
2.6.3	Passed out details of final year students	QnM	20	4	80
2.6	Student Performance and Learning Outcomes		50	3.7	185
2.7	Student Satisfaction Survey				
2.7.1	Online student satisfaction survey (SSS) regarding to teaching learning process.	QnM	50	3.22	161
2.7	Student Satisfaction Survey		50	3.22	161
Criterion II – Teaching-Learning and Evaluation			235	3.02	709
Criterion III – Research, Innovations and Extension					
3.1	Promotion of Research and Facilities				
3.1.3	Number of teachers awarded international fellowship for advanced studies/ research during 2018-2019	QnM	6	4	24
3.1	Promotion of Research and Facilities		6	4	24
3.2	Resource Mobilization for Research				
3.2.1	Grants for research projects sponsored by the government, non-government sources such as industry, corporate houses, international bodies, endowments, Chairs in the institution during 2018-2019	QnM	3	0	0
3.2.2	Number of research centers recognized by Institution and National/International Bodies	QnM	2	0	0
3.2.3	Teachers recognised as research guides	QnM	2	4	8
3.2.4	Number of research projects per teacher funded by government and non-government agencies during 2018-2019	QnM	3	0	0
3.2	Resource Mobilization for Research		10	0.8	8
3.3	Innovation Ecosystem				
3.3.1	What are the innovation done by the Department / Club including Incubation Centre and other initiatives	QIM	4	2.5	10

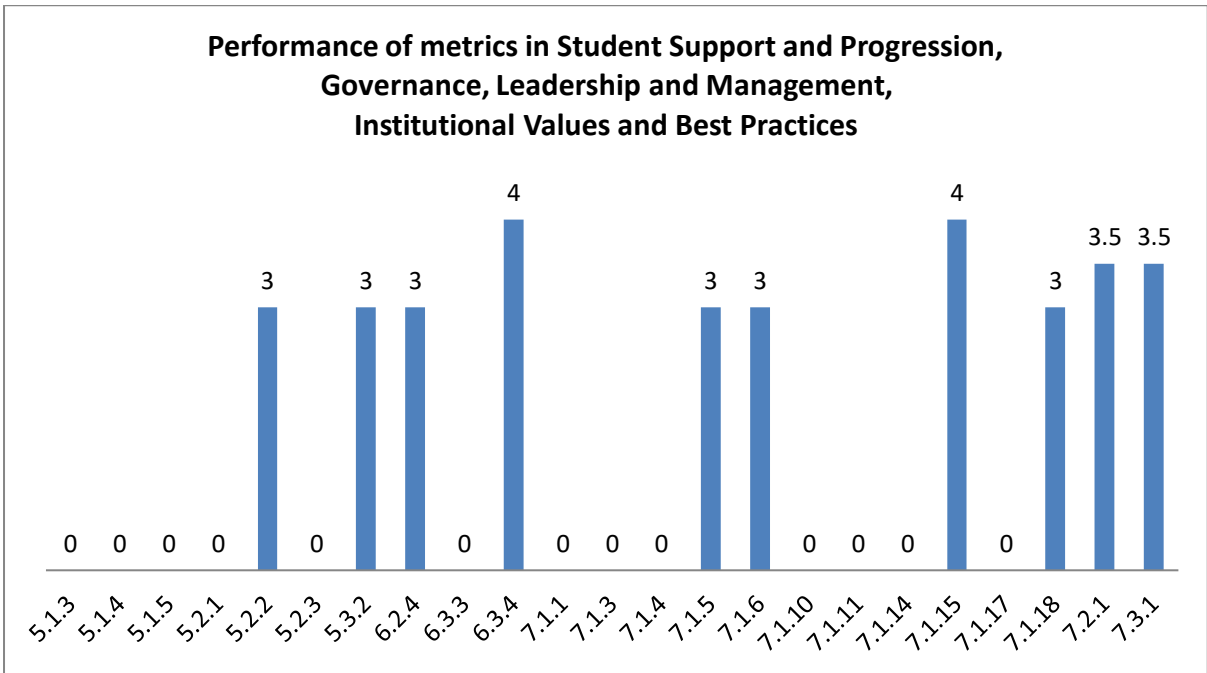
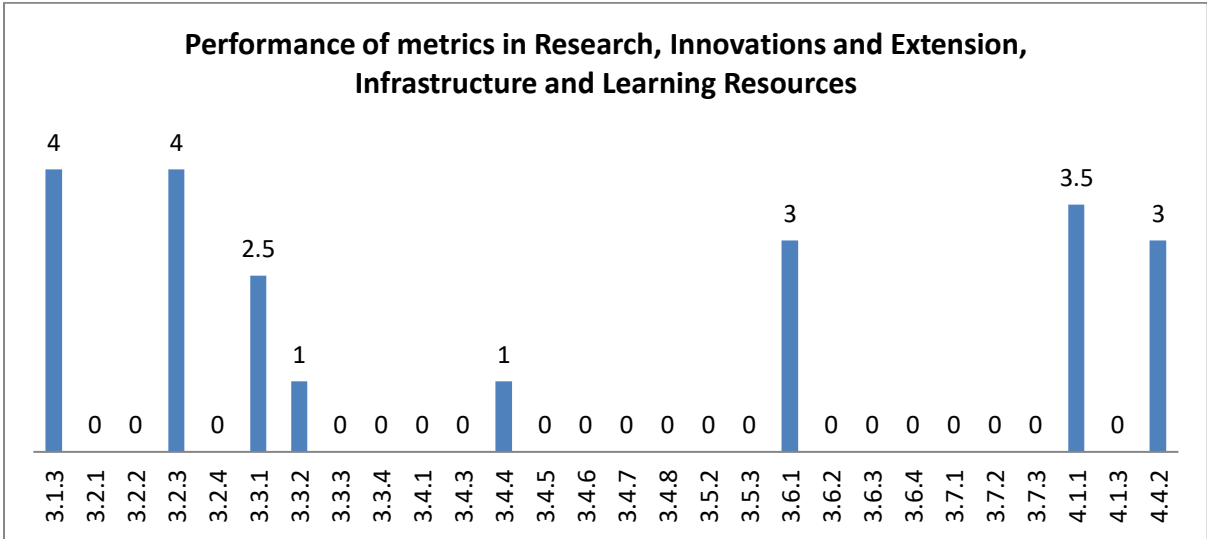
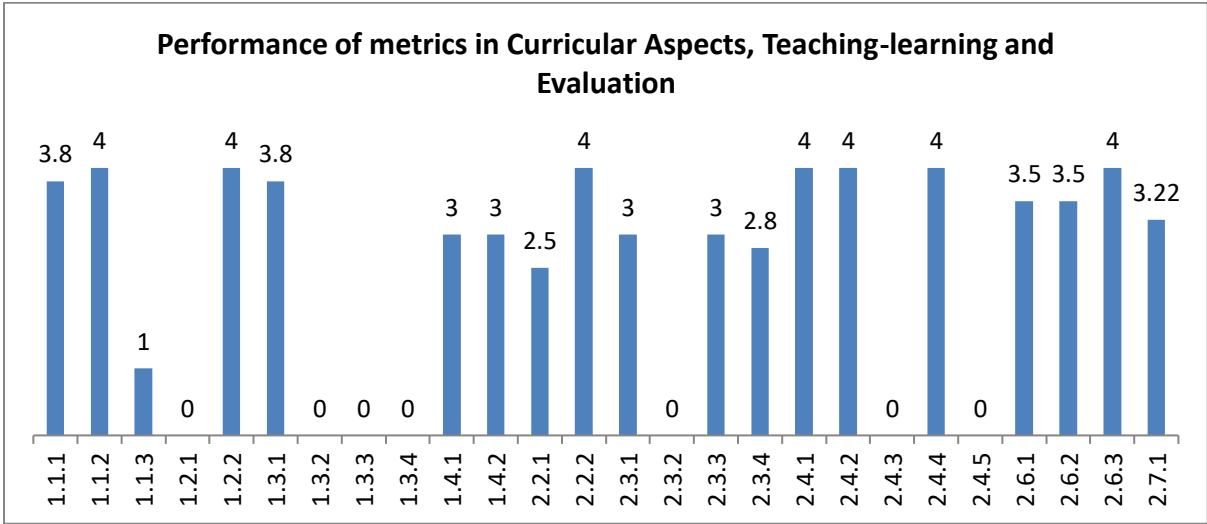
	for creation and transfer of knowledge?				
3.3.2	Number of workshops/seminars conducted on Intellectual Property Rights (IPR) and Industry-Academia Innovative practices during 2018-2019	QnM	6	1	6
3.3.3	Number of awards for innovation won by institution/teachers/research scholars/students during 2018-2019	QnM	5	0	0
3.3.4	Number of start-ups incubated on campus during 2018-2019	QnM	5	0	0
3.3	Innovation Ecosystem		20	0.8	16
3.4	Research Publications and Awards				
3.4.1	The institution has a stated Code of Ethics to check malpractices and plagiarism in Research	QnM	1	0	0
3.4.3	Number of Patents published/awarded during 2018-2019	QnM	4	0	0
3.4.4	Number of Ph.D.s awarded per teacher during 2018-2019	QnM	4	1	4
3.4.5	Number of research papers per teacher in the Journals notified on UGC website during 2018-2019	QnM	2	0	0
3.4.6	Number of books and chapters in edited volumes / books published, and papers in national/international conference - proceedings per teacher during 2018-2019	QnM	5	0	0
3.4.7	Bibliometrics of the publications during 2018-2019 based on average citation index in Scopus/ Web of Science or Pub Med/ Indian Citation Index	QnM	2	0	0
3.4.8	Bibliometrics of the publications during 2018-19 based on Scopus/ Web of Science – h-index of the Department	QnM	1	0	0
3.4	Research Publications and Awards		19	0.21	4
3.5	Consultancy				
3.5.2	Revenue generated from consultancy during 2018-2019	QnM	6	0	0
3.5.3	Revenue generated from corporate training by the Department during 2018-2019	QnM	3	0	0
3.5	Consultancy		9	0	0
3.6	Extension Activities				
3.6.1	What are the Extension activities in the neighborhood community in terms of impact and sensitizing students to social issues and holistic development during 2018-2019?	QIM	10	3	30

3.6.2	Number of awards and recognition received for extension activities from Government /recognized bodies during 2018 - 19	QnM	15	0	0
3.6.3	Number of extension and outreach Programmes conducted in collaboration with industry, community and Non- Government Organizations through NSS/NCC/Red cross/YRC etc., during 2018-2019	QnM	15	0	0
3.6.4	Students participating in extension activities with Government Organizations, Non-Government Organizations and Programmes such as Swachh Bharat, Aids Awareness, Gender Issue, etc. during 2018-2019	QnM	10	0	0
3.6	Extension Activities		50	0.6	30
3.7	Collaboration				
3.7.1	Number of Collaborative activities for research, faculty exchange, student exchange	QnM	5	0	0
3.7.2	Number of linkages with institutions/industries for internship, on-the-job training, project work, sharing of research facilities etc. during 2018-2019	QnM	10	0	0
3.7.3	Number of functional MoUs with institutions of national, international importance, other universities, industries, corporate houses etc. during 2018-2019	QnM	5	0	0
3.7	Collaboration		20	0	0
Criterion III – Research, Innovations and Extension			134	0.61	82
Criterion IV – Infrastructure and Learning Resources					
4.1	Physical Facilities				
4.1.1	<i>The institution has adequate facilities for teaching – learning, viz., classrooms, laboratories, computing equipment, etc.</i>	QIM	5	3.5	17.5
4.1.3	<i>Percentage of classrooms and seminar halls with ICT – enabled facilities such as smart class, LMS, etc.</i>	QnM	10	0	0
4.1	Physical Facilities		15	1.17	17.5
4.4	Maintenance of Campus Infrastructure				
4.4.2	Provide the Service/Maintenance Record	QIM	10	3	30
4.4	Maintenance of Campus Infrastructure		10	3	30
Criterion IV – Infrastructure and Learning Resources			25	1.9	47.5

	Criterion V - Student Support and Progression				
5.1	Student Support				
5.1.3	<i>Number of capability enhancement and development schemes</i> 1. Guidance for competitive examinations, 2. Career Counselling, 3. Softskill development, 4. Remedial coaching 5. Language lab, 6. Bridge courses 7. Yoga and Meditation 8. Personal Counselling Options: A. 7 or more of the above B. Any 6 of the above V. Any 5 of the above D. Any 4 of the above E. ≤ 3 of the above (Opt one)	QnM	9	0	0
5.1.4	Students benefited by guidance for competitive examinations and career counseling offered by the institution during 2018-2019	QnM	8	0	0
5.1.5	Students benefited by Vocational Education and Training (VET) during 2018-2019	QnM	2	0	0
5.1	Student Support		19	0	0
5.2	Student Progression				
5.2.1	Placement of outgoing students during 2018-2019	QnM	10	0	0
5.2.2	Student progression to higher education (previous graduating batch i.e., 2018 - 2019)	QnM	10	3	30
5.2.3	Students qualifying in state/ national/ international level examinations during 2018-2019 (eg: NET/ SLET/GATE/GMAT /CAT, GRE/TOFEL/Civil Services/State government examinations)	QnM	10	0	0
5.2	Student Progression		30	1	30
5.3	Student Participation and Activities				
5.3.2	<i>Presence of an active Student Council & representation of students on academic & administrative bodies/committees</i>	QIM	10	3	30
5.3	Student Participation and Activities		10	3	30
Criterion V - Student Support and Progression			59	1.02	60
	Criterion VI – Governance, Leadership and Management				
6.2	Strategy Development and Deployment				
6.2.4	Minutes of Meetings and action taken reports of Associations /Cells / Bodies / Committees /Clubs etc	QIM	2	3	6
6.2	Strategy Development and Deployment		2	3	6

6.3	Faculty Empowerment Strategies				
6.3.3	Number of professional development / administrative training Programmes organized by the Institution for teaching and non teaching staff during 2018-2019	QnM	5	0	0
6.3.4	Teachers attending professional development Programmes, viz., Orientation Programme, Refresher Course, Short Term Course, Faculty Development Programmes during 2018-2019	QnM	5	4	20
6.3	Faculty Empowerment Strategies		10	2	20
Criterion VI – Governance, Leadership and Management			12	2.17	26
Criterion VII – Institutional Values and Best Practices					
7.1	Institutional Values and Social Responsibilities				
7.1.1	Number of gender equity promotion Programmes organized by the department/club/cell/ unit during 2018-2019	QnM	5	0	0
7.1.3	Environmental Consciousness and Sustainability Alternate Energy initiatives such as: Power requirement of the Department met by the renewable energy sources	QnM	1	0	0
7.1.4	Annual lighting power requirements met through LED bulbs	QnM	1	0	0
7.1.5	Waste Management steps including: a) Solid waste management b) Liquid waste management c) E-waste management	QIM	3	3	9
7.1.6	Rain water harvesting structures and utilization	QIM	1	3	3
7.1.10	Number of specific initiatives to address locational advantages and disadvantages during 2018-2019	QnM	5	0	0
7.1.11	Number of initiatives taken to engage with and contribute to local community during 2018-2019	QnM	5	0	0
7.1.14	The Department plans and organizes appropriate activities to increase consciousness about national identities and symbols; Fundamental Duties and Rights of Indian citizens and other constitutional obligations (Yes/No)	QnM	1	0	0
7.1.15	The Department offers a course on Human Values and professional ethics (Yes/No)	QnM	1	4	4

7.1.17	Number of activities conducted for promotion of universal values (Truth, Righteous conduct, Love, Non-Violence and peace); national values, human values, national integration, communal harmony and social cohesion as well as for observance of fundamental duties during 2018-2019	QnM	2	0	0
7.1.18	Institution organizes national festivals and birth / death anniversaries of the great Indian personalities.	QIM	1	3	3
7.1	Institutional Values and Social Responsibilities		26	0.73	19
7.2	Best Practices				
7.2.1	Describe any one best practice followed by the Department / Cell / Body / Committee / Club/Unit	QIM	30	3.5	105
7.2	Best Practices		30	3.5	105
7.3	Institutional Distinctiveness				
7.3.1	Describe/Explain the performance the Department in one area distinctive to its Vision, Priority & Thrust	QIM	20	3.5	70
7.3	Institutional Distinctiveness		20	3.5	70
Criterion VII – Institutional Values and Best Practices			76	2.55	194
	Criteria-wise Assessment		Weight age (W)	Score	Wtd Grade Point (WGP)
1	Curricular Aspects		150.00	2.29	344.00
2	Teaching, Learning & Evaluation		235.00	3.02	709.00
3	Research, Innovation & Extension		134.00	0.61	82.00
4	Infrastructure & Learning resources		25.00	1.90	47.50
5	Student Support & Progression		59.00	1.02	60.00
6	Governance, Leadership & Management		12.00	2.17	26.00
7	Institutional values & Best Practices		76.00	2.55	194.00
Overall:-			691.00	2.12	1462.50



Department / Cell : Tamil

Academic and Administrative Audit - 18.10.2019

Strengths and Weaknesses

Strengths :

- Promotion of Research and Facilities
- Student Performance and Learning Outcomes
- Best Practices
- Institutional Distinctiveness
- Catering to Student Diversity
- Curriculum Design and Development
- Student Satisfaction Survey
- Feedback System
- Maintenance of Campus Infrastructure
- Student Participation and Activities
- Strategy Development and Deployment

Weaknesses :

- Student Progression
- Curriculum Enrichment
- Resource Mobilization for Research
- Innovation Ecosystem
- Institutional Values and Social Responsibilities
- Extension Activities
- Research Publications and Awards
- Consultancy
- Collaboration
- Student Support





Scott Christian College (Autonomous), Nagercoil - 3

INTERNAL QUALITY ASSURANCE CELL



ACADEMIC & ADMINISTRATIVE AUDIT 2018 – 2019

GRADE

DEPARTMENT OF ENGLISH

B

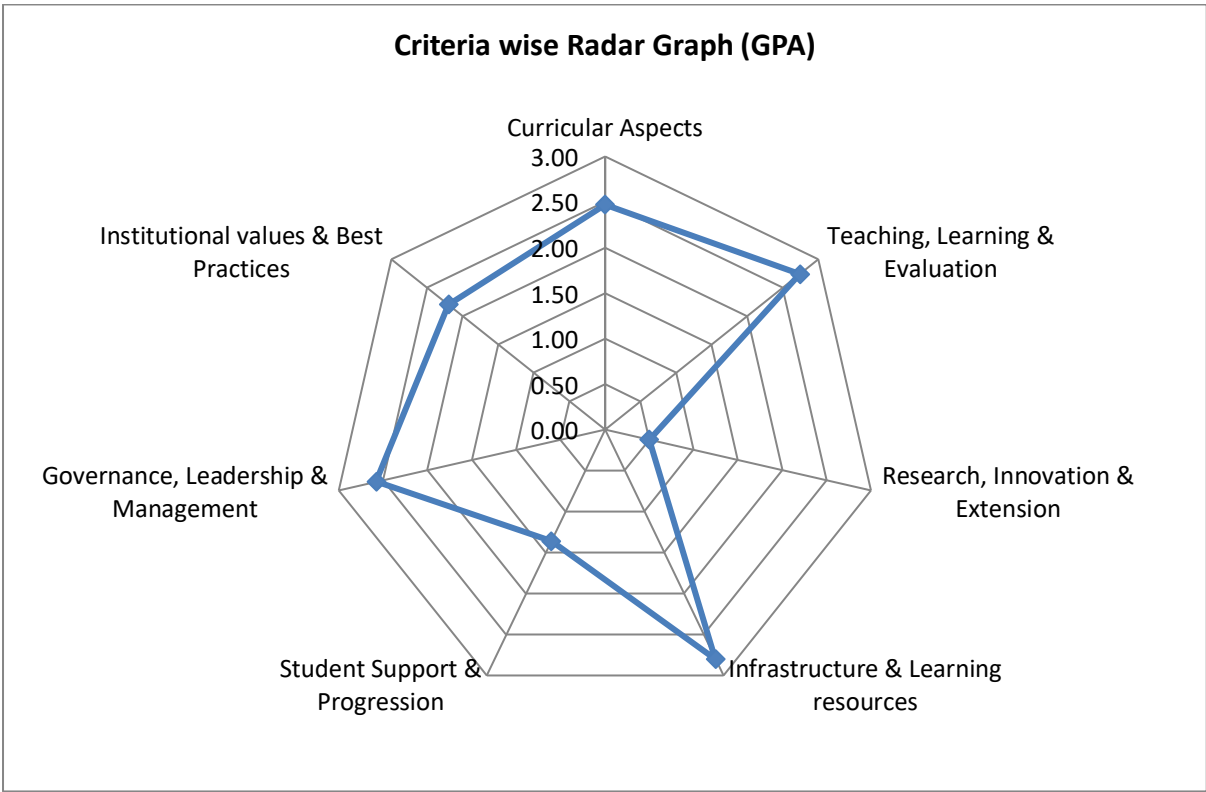
Department / Cell : English

Academic and Administrative Audit - 18.10.2019

No	Criteria	Weightage (W1)	Weighted Grade Point (CrWGP _i)	Grade Point Averages (CrWGP _i /W _i)
1	Curricular Aspects	150	370.0	2.47
2	Teaching, Learning & Evaluation	235	644.5	2.74
3	Research, Innovation & Extension	134	67.0	0.50
4	Infrastructure & Learning resources	25	70.0	2.80
5	Student Support & Progression	59	80.0	1.36
6	Governance, Leadership & Management	12	31.0	2.58
7	Institutional values & Best Practices	76	167.0	2.20
	Total	691	1429.5	2.07
CGPA : 2.07				
Grade : B				

Dean IQAC

Principal

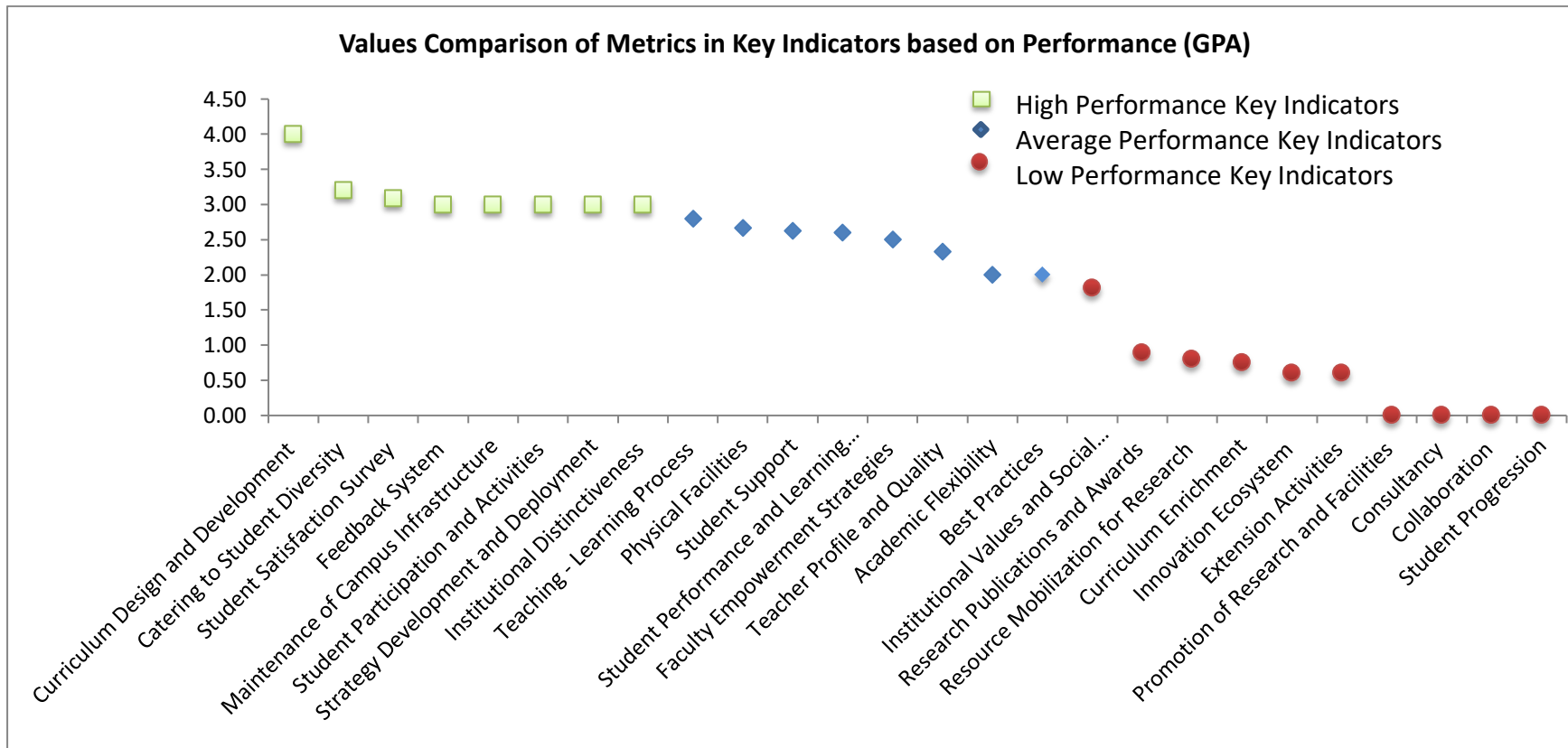


Department / Cell : English

Academic and Administrative Audit - 18.10.2019

No	Criteria and Key Indicators	Key Indicator Weightage (W _i)	Key Indicator Wise Weighted Grade Points (KIWGP) _i	Grade Point Averages (CrWGP _i /W _i)
Criterion I – Curricular Aspects				
1.1	Curriculum Design and Development	50	200.0	4.00
1.2	Academic Flexibility	40	80.0	2.00
1.3	Curriculum Enrichment	40	30.0	0.75
1.4	Feedback System	20	60.0	3.00
	Total	150	370.0	2.47
Criterion II – Teaching-Learning and Evaluation				
2.2	Catering to Student Diversity	25	80.0	3.20
2.3	Teaching - Learning Process	50	140.0	2.80
2.4	Teacher Profile and Quality	60	140.0	2.33
2.6	Student Performance and Learning Outcomes	50	130.0	2.60
2.7	Student Satisfaction Survey	50	154.5	3.09
	Total	235	644.5	2.74
Criterion III – Research, Innovations and Extension				
3.1	Promotion of Research and Facilities	6	0.0	0.00
3.2	Resource Mobilization for Research	10	8.0	0.80
3.3	Innovation Ecosystem	20	12.0	0.60
3.4	Research Publications and Awards	19	17.0	0.89
3.5	Consultancy	9	0.0	0.00
3.6	Extension Activities	50	30.0	0.60

No	Criteria and Key Indicators	Key Indicator Weightage (W _i)	Key Indicator Wise Weighted Grade Points (KIWGP) _i	Grade Point Averages (CrWGPI/W _i)
3.7	Collaboration	20	0.0	0.00
	Total	134	67.0	0.50
Criterion IV – Infrastructure and Learning Resources				
4.1	Physical Facilities	15	40.0	2.67
4.4	Maintenance of Campus Infrastructure	10	30.0	3.00
	Total	25	70.0	2.80
Criterion V - Student Support and Progression				
5.1	Student Support	19	50.0	2.63
5.2	Student Progression	30	0.0	0.00
5.3	Student Participation and Activities	10	30.0	3.00
	Total	59	80.0	1.36
Criterion VI – Governance, Leadership and Management				
6.2	Strategy Development and Deployment	2	6.0	3.00
6.3	Faculty Empowerment Strategies	10	25.0	2.50
	Total	12	31.0	2.58
Criterion VII – Institutional Values and Best Practices				
7.1	Institutional Values and Social Responsibilities	26	47.0	1.81
7.2	Best Practices	30	60.0	2.00
7.3	Institutional Distinctiveness	20	60.0	3.00
	Total	76	167.0	2.20
	Grand Total	691	1429.5	2.07





Scott Christian College (Autonomous), Nagercoil - 3

AAA 2018 - 2019 - Assessment Sheet

Department of English



Qualitative & Quantitative Metrics

Metric	Parameter	QIM/ QnM	Weight age	Score	Wtd. Score
Criterion I – Curricular Aspects					
1.1	Curriculum Design and Development				
1.1.1	Curricula developed/adopted having Learning Outcomes including Programme Outcomes (Pos), Programme specific outcomes (PSOs) and Course Outcomes (COs) for all the UG, PG and M.Phil programmes offered by the Department and mapped them with syllabus properly.	QIM	20	4	80
1.1.2	List of Programmes where syllabus revision was carried out during 2018-2019	QnM	20	4	80
1.1.3	Courses having focus on employability/ entrepreneurship/ skill development during 2018 - 2019	QnM	10	4	40
1.1	Curriculum Design and Development		50	4	200
1.2	Academic Flexibility				
1.2.1	New courses introduced of the total number of courses across all programs offered during 2018 – 2019.	QnM	20	0	0
1.2.2	Programs in which Choice Based Credit System (CBCS)/elective course system has been implemented (2018-19)	QnM	20	4	80
1.2	Academic Flexibility		40	2	80
1.3	Curriculum Enrichment				
1.3.1	List of courses whose syllabus integrate Cross cutting Issues related to Gender/ Environment & Sustainability/Human Values & Professional Ethics.	QIM	10	3	30
1.3.2	List of Value-added courses imparting transferable and life skills offered during 2018-2019 with details of the students	QnM	10	0	0
1.3.3	List of Value-added courses imparting transferable and life skills offered during 2018-2019 with details of the students	QnM	10	0	0

1.3.4	Details of students undertaking field projects / internships (2018 - 2019)	QnM	10	0	0
1.3	Curriculum Enrichment		40	0.75	30
1.4	Feedback System				
1.4.1	Structured feedback received from: 1) Students, 2) Teachers, 3) Employers, 4) Alumni 5) Parents, for design and review of syllabus - Semester wise /year wise (<i>Weightage: 10 QnM</i>) Options: A. Any 4 of the above B. Any 3 of the above C. Any 2 of the above D. Any 1 of the above E. None of the above	QnM	10	3	30
1.4.2	Feedback processes of the institution may be classified as follows: A) Feedback collected, analysed and action taken and feedback available on website B) Feedback collected, analysed and action has been taken C) Feedback collected and analysed D) Feedback collected E) Feedback not collected	QnM	10	3	30
1.4	Feedback System		20	3	60
Criterion I – Curricular Aspects			150	2.47	370
Criterion II – Teaching-Learning and Evaluation					
2.2	Catering to Student Diversity				
2.2.1	The institution assesses the learning levels of the students, after admission and organises special programs for advanced learners and slow learners	QIM	10	2	20
2.2.2	Student - Full time teacher ratio(current year data)	QnM	15	4	60
2.2	Catering to Student Diversity		25	3.2	80
2.3	Teaching - Learning Process				
2.3.1	Student centric methods, such as experiential learning, participative learning and problem solving methodologies are used for enhancing learning experiences	QIM	20	4	80
2.3.2	Teachers using ICT for effective teaching with Learning Management Systems (LMS), E-learning resources etc. (2018 - 2019)	QnM	10	0	0
2.3.3	Ratio of students to mentor for academic and stress related issues (current year data)	QnM	10	4	40
2.3.4	Preparation and adherence to Academic Calendar and Teaching plans by the institution	QIM	10	2	20
2.3	Teaching - Learning Process		50	0	140

2.4	Teacher Profile and Quality				
2.4.1	Full time teachers against sanctioned posts during 2018-2019 (10) & 2.4.3 Teaching experience of full time teachers in number of years	QnM	10	4	40
2.4.2	Full time teachers with Ph.D. during 2018-2019	QnM	20	4	80
2.4.3	Teaching experience of full time teachers in number of years (current year data)	QnM	10	2	20
2.4.4	Full time teachers who received awards, recognition, fellowships at State, National, International level from Government, recognised bodies during 2018-2019 (10) & for 3.4.2 The institution provides incentives to teachers who receive state, national and international recognition/awards	QnM	10	0	0
2.4.5	Full time teachers from other States against sanctioned posts during 2018-2019	QnM	10	0	0
2.4	Teacher Profile and Quality		60	2.33	140
2.6	Student Performance and Learning Outcomes				
2.6.1	i) Provide the web link displaying Programme Outcomes(PO)/Programme Specific Outcomes (PSO) / Course Outcomes (CO) for all programmes offered by the Department.	QIM	20	4	80
2.6.2	Evaluation of attainment of PO, PSO & CO	QIM	10	3	30
2.6.3	Passed out details of final year students	QnM	20	1	20
2.6	Student Performance and Learning Outcomes		50	2.6	130
2.7	Student Satisfaction Survey				
2.7.1	Online student satisfaction survey (SSS) regarding to teaching learning process.	QnM	50	3.09	154.5
2.7	Student Satisfaction Survey		50	3.09	154.5
Criterion II – Teaching-Learning and Evaluation			235	2.74	644.5
Criterion III – Research, Innovations and Extension					
3.1	Promotion of Research and Facilities				
3.1.3	Number of teachers awarded international fellowship for advanced studies/ research during 2018-2019	QnM	6	0	0
3.1	Promotion of Research and Facilities		6	0	0
3.2	Resource Mobilization for Research				
3.2.1	Grants for research projects sponsored by the government, non-government sources such as industry, corporate houses, international bodies, endowments, Chairs in the institution during 2018-2019	QnM	3	0	0

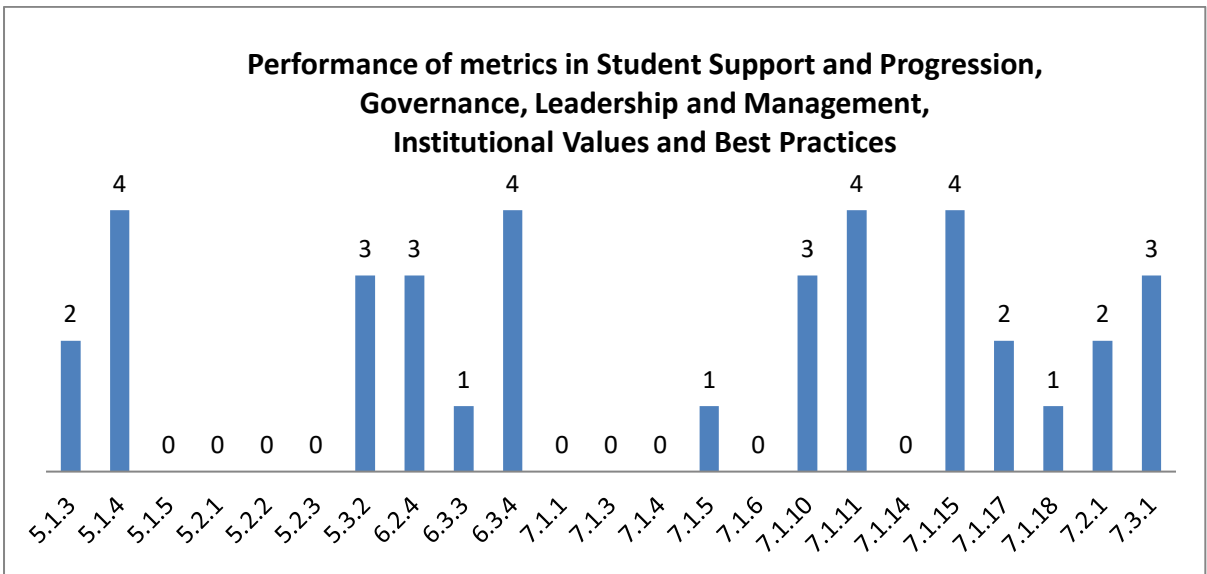
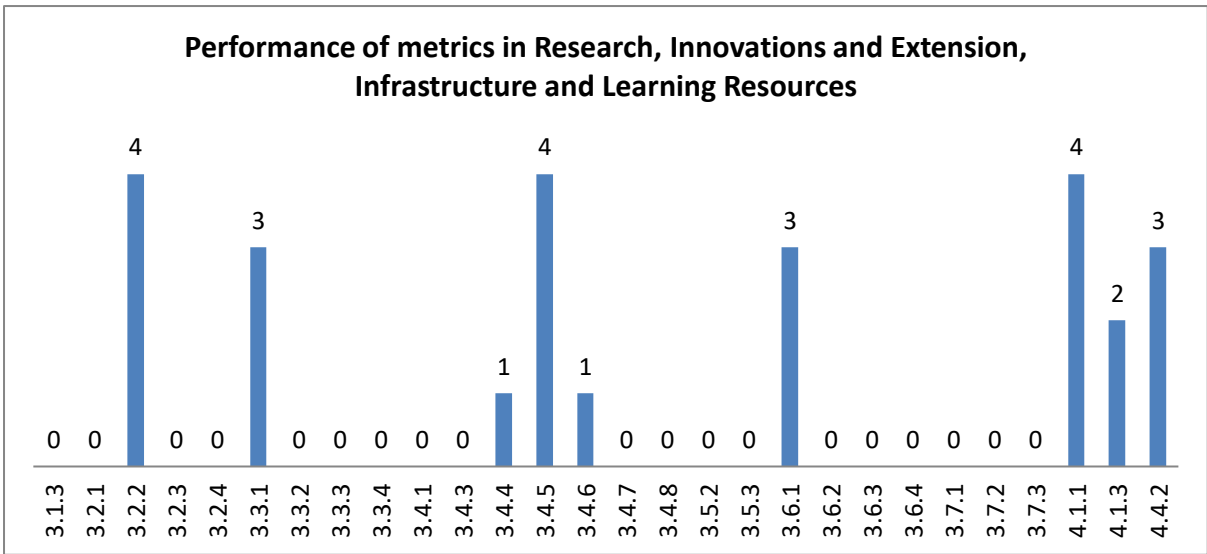
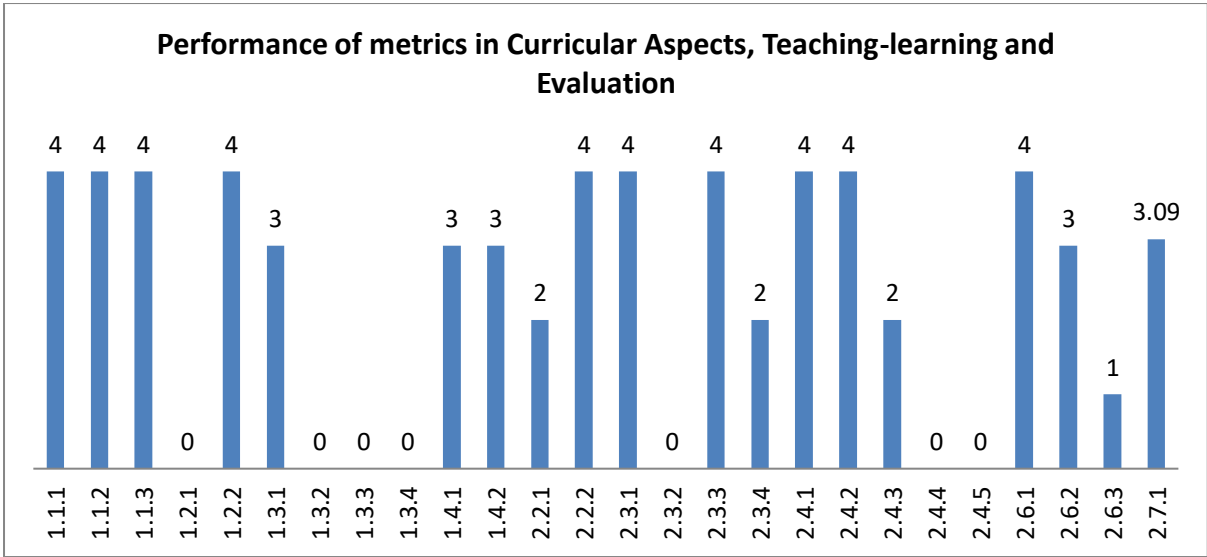
3.2.2	Number of research centers recognized by Institution and National/International Bodies	QnM	2	4	8
3.2.3	Teachers recognised as research guides	QnM	2	0	0
3.2.4	Number of research projects per teacher funded by government and non-government agencies during 2018-2019	QnM	3	0	0
3.2	Resource Mobilization for Research		10	0.8	8
3.3	Innovation Ecosystem				
3.3.1	What are the innovation done by the Department / Club including Incubation Centre and other initiatives for creation and transfer of knowledge?	QIM	4	3	12
3.3.2	Number of workshops/seminars conducted on Intellectual Property Rights (IPR) and Industry-Academia Innovative practices during 2018-2019	QnM	6	0	0
3.3.3	Number of awards for innovation won by institution/teachers/research scholars/students during 2018-2019	QnM	5	0	0
3.3.4	Number of start-ups incubated on campus during 2018-2019	QnM	5	0	0
3.3	Innovation Ecosystem		20	0.6	12
3.4	Research Publications and Awards				
3.4.1	The institution has a stated Code of Ethics to check malpractices and plagiarism in Research	QnM	1	0	0
3.4.3	Number of Patents published/awarded during 2018-2019	QnM	4	0	0
3.4.4	Number of Ph.D.s awarded per teacher during 2018-2019	QnM	4	1	4
3.4.5	Number of research papers per teacher in the Journals notified on UGC website during 2018-2019	QnM	2	4	8
3.4.6	Number of books and chapters in edited volumes / books published, and papers in national/international conference - proceedings per teacher during 2018-2019	QnM	5	1	5
3.4.7	Bibliometrics of the publications during 2018-2019 based on average citation index in Scopus/ Web of Science or Pub Med/ Indian Citation Index	QnM	2	0	0
3.4.8	Bibliometrics of the publications during 2018-19 based on Scopus/ Web of Science – h-index of the Department	QnM	1	0	0
3.4	Research Publications and Awards		19	0.89	17

3.5	Consultancy				
3.5.2	Revenue generated from consultancy during 2018-2019	QnM	6	0	0
3.5.3	Revenue generated from corporate training by the Department during 2018-2019	QnM	3	0	0
3.5	Consultancy		9	0	0
3.6	Extension Activities				
3.6.1	What are the Extension activities in the neighborhood community in terms of impact and sensitizing students to social issues and holistic development during 2018-2019?	QIM	10	3	30
3.6.2	Number of awards and recognition received for extension activities from Government /recognized bodies during 2018 - 19	QnM	15	0	0
3.6.3	Number of extension and outreach Programmes conducted in collaboration with industry, community and Non- Government Organizations through NSS/NCC/Red cross/YRC etc., during 2018-2019	QnM	15	0	0
3.6.4	Students participating in extension activities with Government Organizations, Non-Government Organizations and Programmes such as Swachh Bharat, Aids Awareness, Gender Issue, etc. during 2018-2019	QnM	10	0	0
3.6	Extension Activities		50	0.6	30
3.7	Collaboration				
3.7.1	Number of Collaborative activities for research, faculty exchange, student exchange	QnM	5	0	0
3.7.2	Number of linkages with institutions/industries for internship, on-the-job training, project work, sharing of research facilities etc. during 2018-2019	QnM	10	0	0
3.7.3	Number of functional MoUs with institutions of national, international importance, other universities, industries, corporate houses etc. during 2018-2019	QnM	5	0	0
3.7	Collaboration		20	0	0
Criterion III – Research, Innovations and Extension			134	0.5	67
Criterion IV – Infrastructure and Learning Resources					
4.1	Physical Facilities				
4.1.1	The institution has adequate facilities for teaching – learning, viz., classrooms, laboratories, computing equipment, etc.	QIM	5	4	20

4.1.3	Percentage of classrooms and seminar halls with ICT – enabled facilities such as smart class, LMS, etc.	QnM	10	2	20
4.1	Physical Facilities		15	2.67	40
4.4	Maintenance of Campus Infrastructure				
4.4.2	Provide the Service/Maintenance Record	QIM	10	3	30
4.4	Maintenance of Campus Infrastructure		10	3	30
Criterion IV – Infrastructure and Learning Resources			25	2.8	70
Criterion V - Student Support and Progression					
5.1	Student Support				
5.1.3	Number of capability enhancement and development schemes 1. Guidance for competitive examinations, 2. Career Counselling, 3. Softskill development, 4. Remedial coaching 5. Language lab, 6. Bridge courses 7. Yoga and Meditation 8. Personal Counselling Options: A. 7 or more of the above B. Any 6 of the above V. Any 5 of the above D. Any 4 of the above E. ≤ 3 of the above (Opt one)	QnM	9	2	18
5.1.4	Students benefited by guidance for competitive examinations and career counseling offered by the institution during 2018-2019	QnM	8	4	32
5.1.5	Students benefited by Vocational Education and Training (VET) during 2018-2019	QnM	2	0	0
5.1	Student Support		19	2.63	50
5.2	Student Progression				
5.2.1	Placement of outgoing students during 2018-2019	QnM	10	0	0
5.2.2	Student progression to higher education (previous graduating batch i.e., 2018 - 2019)	QnM	10	0	0
5.2.3	Students qualifying in state/ national/ international level examinations during 2018-2019 (eg: NET/ SLET/GATE/GMAT /CAT, GRE/TOFEL/Civil Services/State government examinations)	QnM	10	0	0
5.2	Student Progression		30	0	0
5.3	Student Participation and Activities				
5.3.2	Presence of an active Student Council & representation of students on academic & administrative bodies/committees	QIM	10	3	30
5.3	Student Participation and Activities		10	3	30
Criterion V - Student Support and Progression			59	1.36	80

Criterion VI – Governance, Leadership and Management					
6.2	Strategy Development and Deployment				
6.2.4	Minutes of Meetings and action taken reports of Associations /Cells / Bodies / Committees /Clubs etc	QIM	2	3	6
6.2	Strategy Development and Deployment		2	3	6
6.3	Faculty Empowerment Strategies				
6.3.3	Number of professional development / administrative training Programmes organized by the Institution for teaching and non teaching staff during 2018-2019	QnM	5	1	5
6.3.4	Teachers attending professional development Programmes, viz., Orientation Programme, Refresher Course, Short Term Course, Faculty Development Programmes during 2018-2019	QnM	5	4	20
6.3	Faculty Empowerment Strategies		10	2.5	25
Criterion VI – Governance, Leadership and Management			12	2.58	31
Criterion VII – Institutional Values and Best Practices					
7.1	Institutional Values and Social Responsibilities				
7.1.1	Number of gender equity promotion Programmes organized by the department/club/cell/ unit during 2018-2019	QnM	5	0	0
7.1.3	Environmental Consciousness and Sustainability Alternate Energy initiatives such as: Power requirement of the Department met by the renewable energy sources	QnM	1	0	0
7.1.4	Annual lighting power requirements met through LED bulbs	QnM	1	0	0
7.1.5	Waste Management steps including: a) Solid waste management b) Liquid waste management c) E-waste management	QIM	3	1	3
7.1.6	Rain water harvesting structures and utilization	QIM	1	0	0
7.1.10	Number of specific initiatives to address locational advantages and disadvantages during 2018-2019	QnM	5	3	15
7.1.11	Number of initiatives taken to engage with and contribute to local community during 2018-2019	QnM	5	4	20
7.1.14	The Department plans and organizes appropriate activities to increase consciousness about national identities and symbols; Fundamental Duties and Rights of Indian citizens and other constitutional obligations (Yes/No)	QnM	1	0	0

7.1.15	The Department offers a course on Human Values and professional ethics (Yes/No)	QnM	1	4	4
7.1.17	Number of activities conducted for promotion of universal values (Truth, Righteous conduct, Love, Non-Violence and peace); national values, human values, national integration, communal harmony and social cohesion as well as for observance of fundamental duties during 2018-2019	QnM	2	2	4
7.1.18	Institution organizes national festivals and birth / death anniversaries of the great Indian personalities.	QIM	1	1	1
7.1	Institutional Values and Social Responsibilities		26	1.81	47
7.2	Best Practices				
7.2.1	Describe any one best practice followed by the Department / Cell / Body / Committee / Club/Unit	QIM	30	2	60
7.2	Best Practices		30	2	60
7.3	Institutional Distinctiveness				
7.3.1	Describe/Explain the performance the Department in one area distinctive to its Vision, Priority & Thrust	QIM	20	3	60
7.3	Institutional Distinctiveness		20	3	60
Criterion VII – Institutional Values and Best Practices			76	2.2	167
	Criteria-wise Assessment		Weight age (W)	Score	Wtd Grade Point (WGP)
1	Curricular Aspects		150.00	2.47	370.00
2	Teaching, Learning & Evaluation		235.00	2.74	644.50
3	Research, Innovation & Extension		134.00	0.50	67.00
4	Infrastructure & Learning resources		25.00	2.80	70.00
5	Student Support & Progression		59.00	1.36	80.00
6	Governance, Leadership & Management		12.00	2.58	31.00
7	Institutional values & Best Practices		76.00	2.20	167.00
Overall:-			691.00	2.07	1429.50



Department / Cell : English

Academic and Administrative Audit - 18.10.2019

Strengths and Weaknesses

Strengths :

- Curriculum Design and Development
- Catering to Student Diversity
- Student Satisfaction Survey
- Feedback System
- Maintenance of Campus Infrastructure
- Student Participation and Activities
- Strategy Development and Deployment
- Institutional Distinctiveness

Weaknesses :

- Research Publications and Awards
- Resource Mobilization for Research
- Curriculum Enrichment
- Innovation Ecosystem
- Extension Activities
- Promotion of Research and Facilities
- Consultancy
- Collaboration
- Student Progression





Scott Christian College (Autonomous), Nagercoil - 3
INTERNAL QUALITY ASSURANCE CELL



ACADEMIC & ADMINISTRATIVE AUDIT 2018 – 2019

GRADE

DEPARTMENT OF MALAYALAM

D

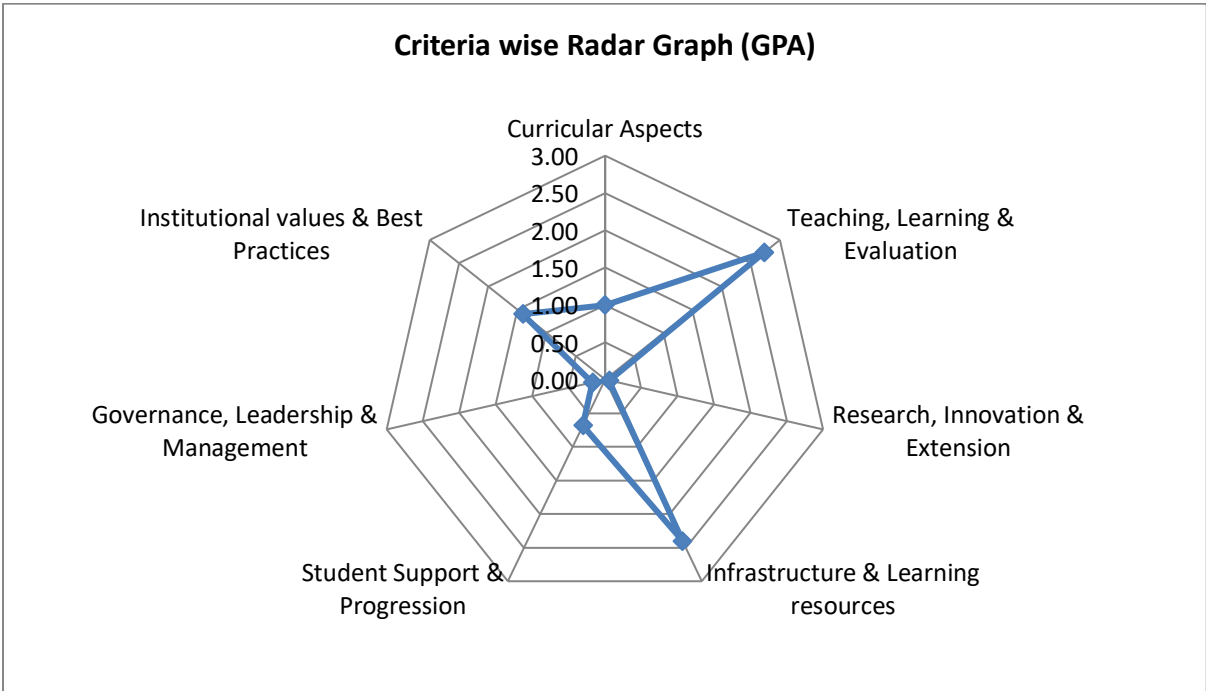
Department / Cell : Malayalam

Academic and Administrative Audit - 18.10.2019

No	Criteria	Weightage (W1)	Weighted Grade Point (CrWGP_i)	Grade Point Averages (CrWGP_i/W_i)
1	Curricular Aspects	150	150.0	1.00
2	Teaching, Learning & Evaluation	235	642.0	2.73
3	Research, Innovation & Extension	134	8.0	0.06
4	Infrastructure & Learning resources	25	60.0	2.40
5	Student Support & Progression	59	40.0	0.68
6	Governance, Leadership & Management	12	2.0	0.17
7	Institutional values & Best Practices	76	107.0	1.41
	Total	691	1009	1.46
CGPA : 1.46				
Grade : D				

Dean IQAC

Principal

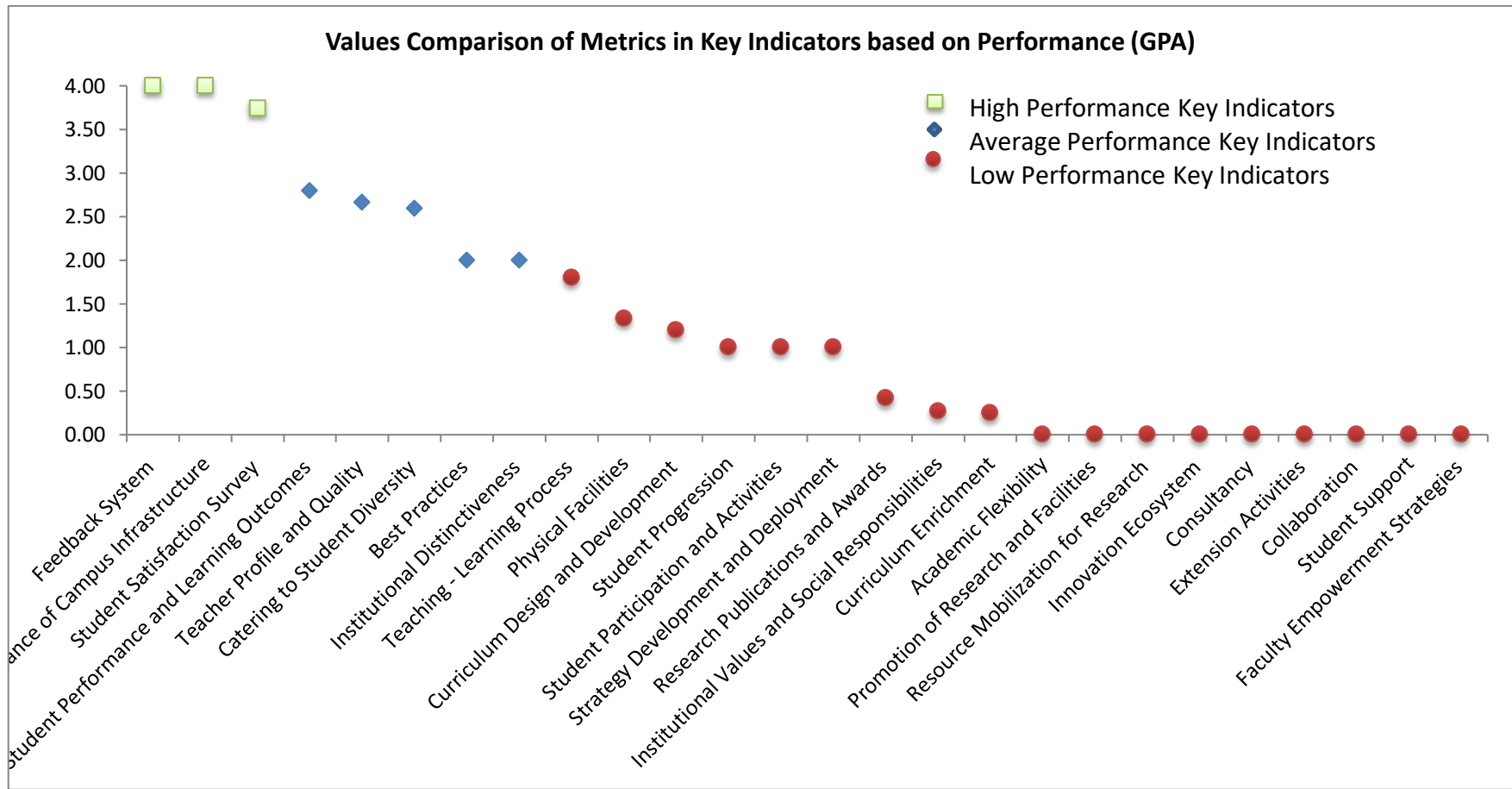


Department / Cell : Malayalam

Academic and Administrative Audit - 18.10.2019

No	Criteria and Key Indicators	Key Indicator Weightage (W _i)	Key Indicator Wise Weighted Grade Points (KIWGP) _i	Grade Point Averages (CrWGPI/W _i)
Criterion I – Curricular Aspects				
1.1	Curriculum Design and Development	50	60.0	1.20
1.2	Academic Flexibility	40	0.0	0.00
1.3	Curriculum Enrichment	40	10.0	0.25
1.4	Feedback System	20	80.0	4.00
	Total	150	150.0	1.00
Criterion II – Teaching-Learning and Evaluation				
2.2	Catering to Student Diversity	25	65.0	2.60
2.3	Teaching - Learning Process	50	90.0	1.80
2.4	Teacher Profile and Quality	60	160.0	2.67
2.6	Student Performance and Learning Outcomes	50	140.0	2.80
2.7	Student Satisfaction Survey	50	187.0	3.74
	Total	235	642.0	2.73
Criterion III – Research, Innovations and Extension				
3.1	Promotion of Research and Facilities	6	0.0	0.00
3.2	Resource Mobilization for Research	10	0.0	0.00
3.3	Innovation Ecosystem	20	0.0	0.00
3.4	Research Publications and Awards	19	8.0	0.42
3.5	Consultancy	9	0.0	0.00
3.6	Extension Activities	50	0.0	0.00

No	Criteria and Key Indicators	Key Indicator Weightage (W _i)	Key Indicator Wise Weighted Grade Points (KIWGP);	Grade Point Averages (CrWGPI/W _i)
3.7	Collaboration	20	0.0	0.00
	Total	134	8.0	0.06
Criterion IV – Infrastructure and Learning Resources				
4.1	Physical Facilities	15	20.0	1.33
4.4	Maintenance of Campus Infrastructure	10	40.0	4.00
	Total	25	60.0	2.40
Criterion V - Student Support and Progression				
5.1	Student Support	19	0.0	0.00
5.2	Student Progression	30	30.0	1.00
5.3	Student Participation and Activities	10	10.0	1.00
	Total	59	40.0	0.68
Criterion VI – Governance, Leadership and Management				
6.2	Strategy Development and Deployment	2	2.0	1.00
6.3	Faculty Empowerment Strategies	10	0.0	0.00
	Total	12	2.0	0.17
Criterion VII – Institutional Values and Best Practices				
7.1	Institutional Values and Social Responsibilities	26	7.0	0.27
7.2	Best Practices	30	60.0	2.00
7.3	Institutional Distinctiveness	20	40.0	2.00
	Total	76	107.0	1.41
	Grand Total	691	1009	1.46





Scott Christian College (Autonomous), Nagercoil 3

AAA 2018 - 2019 - Assessment Sheet

Department of Malayalam

Qualitative & Quantitative Metrics



Metric	Parameter	QIM/ QnM	Weight age	Score	Wtd. Score
	Criterion I – Curricular Aspects				
1.1	Curriculum Design and Development				
1.1.1	Curricula developed/adopted having Learning Outcomes including Programme Outcomes (Pos), Programme specific outcomes (PSOs) and Course Outcomes (COs) for all the UG, PG and M.Phil programmes offered by the Department and mapped them with syllabus properly.	QIM	20	3	60
1.1.2	List of Programmes where syllabus revision was carried out during 2018-2019	QnM	20	0	0
1.1.3	Courses having focus on employability/ entrepreneurship/ skill development during 2018 - 2019	QnM	10	0	0
1.1	Curriculum Design and Development		50	1.2	60
1.2	Academic Flexibility				
1.2.1	New courses introduced of the total number of courses across all programs offered during 2018 – 2019.	QnM	20	0	0
1.2.2	Programs in which Choice Based Credit System (CBCS)/elective course system has been implemented (2018-19)	QnM	20	0	0
1.2	Academic Flexibility		40	0	0
1.3	Curriculum Enrichment				
1.3.1	List of courses whose syllabus integrate Cross cutting Issues related to Gender/ Environment & Sustainability/Human Values & Professional Ethics.	QIM	10	1	10
1.3.2	List of Value-added courses imparting transferable and life skills offered during 2018-2019 with details of the students	QnM	10	0	0

1.3.3	List of Value-added courses imparting transferable and life skills offered during 2018-2019 with details of the students	QnM	10	0	0
1.3.4	Details of students undertaking field projects / internships (2018 - 2019)	QnM	10	0	0
1.3	Curriculum Enrichment		40	0.25	10
1.4	Feedback System				
1.4.1	Structured feedback received from: 1) Students, 2) Teachers, 3) Employers, 4) Alumni 5) Parents, for design and review of syllabus - Semester wise /year wise (Weightage: 10 QnM) Options: A. Any 4 of the above B. Any 3 of the above C. Any 2 of the above D. Any 1 of the above E. None of the above	QnM	10	4	40
1.4.2	Feedback processes of the institution may be classified as follows: A) Feedback collected, analysed and action taken and feedback available on website B) Feedback collected, analysed and action has been taken C) Feedback collected and analysed D) Feedback collected E) Feedback not collected	QnM	10	4	40
1.4	Feedback System		20	4	80
Criterion I – Curricular Aspects			150	1	150
Criterion II – Teaching-Learning and Evaluation					
2.2	Catering to Student Diversity				
2.2.1	The institution assesses the learning levels of the students, after admission and organises special programs for advanced learners and slow learners	QIM	10	2	20
2.2.2	Student - Full time teacher ratio(current year data)	QnM	15	3	45
2.2	Catering to Student Diversity		25	2.6	65
2.3	Teaching - Learning Process				
2.3.1	Student centric methods, such as experiential learning, participative learning and problem solving methodologies are used for enhancing learning experiences	QIM	20	2	40
2.3.2	Teachers using ICT for effective teaching with Learning Management Systems (LMS), E-learning resources etc. (2018 - 2019)	QnM	10	0	0
2.3.3	Ratio of students to mentor for academic and stress related issues (current year data)	QnM	10	4	40

2.3.4	Preparation and adherence to Academic Calendar and Teaching plans by the institution	QIM	10	1	10
2.3	Teaching - Learning Process		50	0	90
2.4	Teacher Profile and Quality				
2.4.1	Full time teachers against sanctioned posts during 2018-2019 (10) & 2.4.3 Teaching experience of full time teachers in number of years	QnM	10	4	40
2.4.2	Full time teachers with Ph.D. during 2018-2019	QnM	20	4	80
2.4.3	Teaching experience of full time teachers in number of years (current year data)	QnM	10	0	0
2.4.4	Full time teachers who received awards, recognition, fellowships at State, National, International level from Government, recognised bodies during 2018-2019 (10) & for 3.4.2 The institution provides incentives to teachers who receive state, national and international recognition/awards	QnM	10	0	0
2.4.5	Full time teachers from other States against sanctioned posts during 2018-2019	QnM	10	4	40
2.4	Teacher Profile and Quality		60	2.67	160
2.6	Student Performance and Learning Outcomes				
2.6.1	i) Provide the web link displaying Programme Outcomes(PO)/Programme Specific Outcomes (PSO) / Course Outcomes (CO) for all programmes offered by the Department.	QIM	20	3	60
2.6.2	Evaluation of attainment of PO, PSO & CO	QIM	10	0	0
2.6.3	Passed out details of final year students	QnM	20	4	80
2.6	Student Performance and Learning Outcomes		50	2.8	140
2.7	Student Satisfaction Survey				
2.7.1	Online student satisfaction survey (SSS) regarding to teaching learning process.	QnM	50	3.74	187
2.7	Student Satisfaction Survey		50	3.74	187
Criterion II – Teaching-Learning and Evaluation			235	2.73	642
Criterion III – Research, Innovations and Extension					
3.1	Promotion of Research and Facilities				
3.1.3	Number of teachers awarded international fellowship for advanced studies/ research during 2018-2019	QnM	6	0	0
3.1	Promotion of Research and Facilities		6	0	0
3.2	Resource Mobilization for Research				

3.2.1	Grants for research projects sponsored by the government, non-government sources such as industry, corporate houses, international bodies, endowments, Chairs in the institution during 2018-2019	QnM	3	0	0
3.2.2	Number of research centers recognized by Institution and National/International Bodies	QnM	2	0	0
3.2.3	Teachers recognised as research guides	QnM	2	0	0
3.2.4	Number of research projects per teacher funded by government and non-government agencies during 2018-2019	QnM	3	0	0
3.2	Resource Mobilization for Research		10	0	0
3.3	Innovation Ecosystem				
3.3.1	What are the innovation done by the Department / Club including Incubation Centre and other initiatives for creation and transfer of knowledge?	QIM	4	0	0
3.3.2	Number of workshops/seminars conducted on Intellectual Property Rights (IPR) and Industry-Academia Innovative practices during 2018-2019	QnM	6	0	0
3.3.3	Number of awards for innovation won by institution/teachers/research scholars/students during 2018-2019	QnM	5	0	0
3.3.4	Number of start-ups incubated on campus during 2018-2019	QnM	5	0	0
3.3	Innovation Ecosystem		20	0	0
3.4	Research Publications and Awards				
3.4.1	The institution has a stated Code of Ethics to check malpractices and plagiarism in Research	QnM	1	0	0
3.4.3	Number of Patents published/awarded during 2018-2019	QnM	4	0	0
3.4.4	Number of Ph.D.s awarded per teacher during 2018-2019	QnM	4	0	0
3.4.5	Number of research papers per teacher in the Journals notified on UGC website during 2018-2019	QnM	2	4	8
3.4.6	Number of books and chapters in edited volumes / books published, and papers in national/international conference - proceedings per teacher during 2018-2019	QnM	5	0	0

3.4.7	Bibliometrics of the publications during 2018-2019 based on average citation index in Scopus/ Web of Science or Pub Med/ Indian Citation Index	QnM	2	0	0
3.4.8	Bibliometrics of the publications during 2018-19 based on Scopus/ Web of Science – h-index of the Department	QnM	1	0	0
3.4	Research Publications and Awards		19	0.42	8
3.5	Consultancy				
3.5.2	Revenue generated from consultancy during 2018-2019	QnM	6	0	0
3.5.3	Revenue generated from corporate training by the Department during 2018-2019	QnM	3	0	0
3.5	Consultancy		9	0	0
3.6	Extension Activities				
3.6.1	What are the Extension activities in the neighborhood community in terms of impact and sensitizing students to social issues and holistic development during 2018-2019?	QIM	10	0	0
3.6.2	Number of awards and recognition received for extension activities from Government /recognized bodies during 2018 - 19	QnM	15	0	0
3.6.3	Number of extension and outreach Programmes conducted in collaboration with industry, community and Non-Government Organizations through NSS/NCC/Red cross/YRC etc., during 2018-2019	QnM	15	0	0
3.6.4	Students participating in extension activities with Government Organizations, Non-Government Organizations and Programmes such as Swachh Bharat, Aids Awareness, Gender Issue, etc. during 2018-2019	QnM	10	0	0
3.6	Extension Activities		50	0	0
3.7	Collaboration				
3.7.1	Number of Collaborative activities for research, faculty exchange, student exchange	QnM	5	0	0
3.7.2	Number of linkages with institutions/industries for internship, on-the-job training, project work, sharing of research facilities etc. during 2018-2019	QnM	10	0	0

3.7.3	Number of functional MoUs with institutions of national, international importance, other universities, industries, corporate houses etc. during 2018-2019	QnM	5	0	0
3.7	Collaboration		20	0	0
Criterion III – Research, Innovations and Extension			134	0.06	8
Criterion IV – Infrastructure and Learning Resources					
4.1	Physical Facilities				
4.1.1	The institution has adequate facilities for teaching – learning, viz., classrooms, laboratories, computing equipment, etc.	QIM	5	4	20
4.1.3	Percentage of classrooms and seminar halls with ICT – enabled facilities such as smart class, LMS, etc.	QnM	10	0	0
4.1	Physical Facilities		15	1.33	20
4.4	Maintenance of Campus Infrastructure				
4.4.2	Provide the Service/Maintenance Record	QIM	10	4	40
4.4	Maintenance of Campus Infrastructure		10	4	40
Criterion IV – Infrastructure and Learning Resources			25	2.4	60
Criterion V - Student Support and Progression					
5.1	Student Support				
5.1.3	Number of capability enhancement and development schemes 1. Guidance for competitive examinations, 2. Career Counselling, 3. Softskill development, 4. Remedial coaching 5. Language lab, 6. Bridge courses 7. Yoga and Meditation 8. Personal Counselling Options: A. 7 or more of the above B. Any 6 of the above V. Any 5 of the above D. Any 4 of the above E. ≤ 3 of the above (Opt one)	QnM	9	0	0
5.1.4	Students benefited by guidance for competitive examinations and career counseling offered by the institution during 2018-2019	QnM	8	0	0
5.1.5	Students benefited by Vocational Education and Training (VET) during 2018-2019	QnM	2	0	0
5.1	Student Support		19	0	0
5.2	Student Progression				
5.2.1	Placement of outgoing students during 2018-2019	QnM	10	0	0
5.2.2	Student progression to higher education (previous graduating batch i.e., 2018 - 2019)	QnM	10	3	30

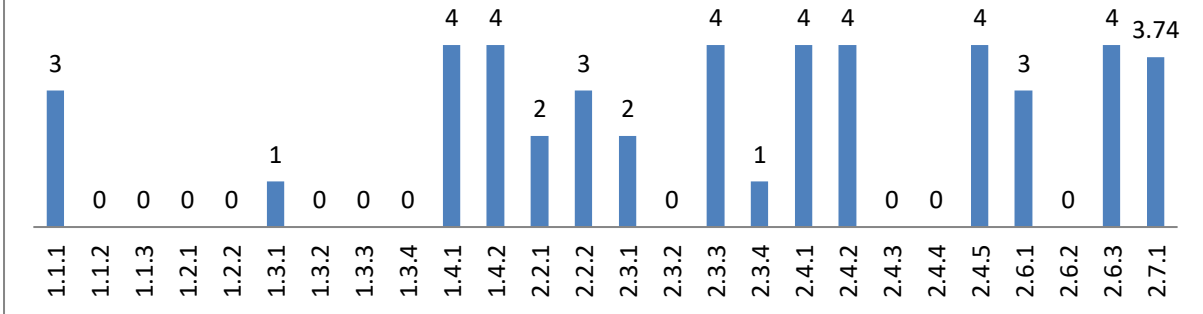
5.2.3	Students qualifying in state/ national/ international level examinations during 2018-2019 (eg: NET/ SLET/GATE/GMAT /CAT, GRE/TOFEL/Civil Services/State government examinations)	QnM	10	0	0
5.2	Student Progression		30	1	30
5.3	Student Participation and Activities				
5.3.2	Presence of an active Student Council & representation of students on academic & administrative bodies/committees	QIM	10	1	10
5.3	Student Participation and Activities		10	1	10
Criterion V - Student Support and Progression			59	0.68	40
Criterion VI – Governance, Leadership and Management					
6.2	Strategy Development and Deployment				
6.2.4	Minutes of Meetings and action taken reports of Associations /Cells / Bodies / Committees /Clubs etc	QIM	2	1	2
6.2	Strategy Development and Deployment		2	1	2
6.3	Faculty Empowerment Strategies				
6.3.3	Number of professional development / administrative training Programmes organized by the Institution for teaching and non teaching staff during 2018-2019	QnM	5	0	0
6.3.4	Teachers attending professional development Programmes, viz., Orientation Programme, Refresher Course, Short Term Course, Faculty Development Programmes during 2018-2019	QnM	5	0	0
6.3	Faculty Empowerment Strategies		10	0	0
Criterion VI – Governance, Leadership and Management			12	0.17	2
Criterion VII – Institutional Values and Best Practices					
7.1	Institutional Values and Social Responsibilities				
7.1.1	Number of gender equity promotion Programmes organized by the department/club/cell/ unit during 2018-2019	QnM	5	0	0

7.1.3	Environmental Consciousness and Sustainability Alternate Energy initiatives such as: Power requirement of the Department met by the renewable energy sources	QnM	1	0	0
7.1.4	Annual lighting power requirements met through LED bulbs	QnM	1	0	0
7.1.5	Waste Management steps including: a) Solid waste management b) Liquid waste management c) E-waste management	QIM	3	1	3
7.1.6	Rain water harvesting structures and utilization	QIM	1	0	0
7.1.10	Number of specific initiatives to address locational advantages and disadvantages during 2018-2019	QnM	5	0	0
7.1.11	Number of initiatives taken to engage with and contribute to local community during 2018-2019	QnM	5	0	0
7.1.14	The Department plans and organizes appropriate activities to increase consciousness about national identities and symbols; Fundamental Duties and Rights of Indian citizens and other constitutional obligations (Yes/No)	QnM	1	0	0
7.1.15	The Department offers a course on Human Values and professional ethics (Yes/No)	QnM	1	4	4
7.1.17	Number of activities conducted for promotion of universal values (Truth, Righteous conduct, Love, Non-Violence and peace); national values, human values, national integration, communal harmony and social cohesion as well as for observance of fundamental duties during 2018-2019	QnM	2	0	0
7.1.18	Institution organizes national festivals and birth / death anniversaries of the great Indian personalities.	QIM	1	0	0
7.1	Institutional Values and Social Responsibilities		26	0.27	7
7.2	Best Practices				
7.2.1	Describe any one best practice followed by the Department / Cell / Body / Committee / Club/Unit	QIM	30	2	60
7.2	Best Practices		30	2	60

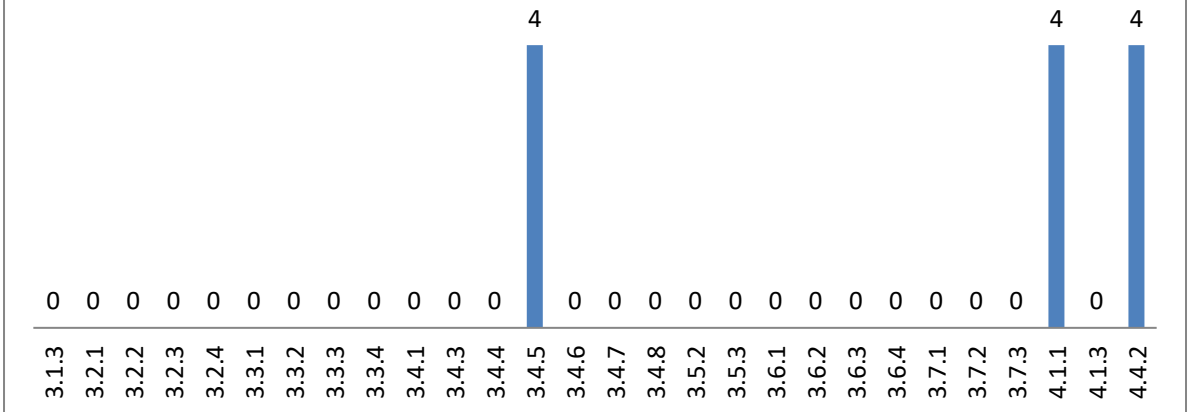
7.3	Institutional Distinctiveness				
7.3.1	Describe/Explain the performance the Department in one area distinctive to its Vision, Priority & Thrust	QIM	20	2	40
7.3	Institutional Distinctiveness		20	2	40
Criterion VII – Institutional Values and Best Practices			76	1.41	107
	Criteria-wise Assessment		Weight age (W)	Score	Wtd Grade Point (WGP)
1	Curricular Aspects		150.00	1.00	150.00
2	Teaching, Learning & Evaluation		235.00	2.73	642.00
3	Research, Innovation & Extension		134.00	0.06	8.00
4	Infrastructure & Learning resources		25.00	2.40	60.00
5	Student Support & Progression		59.00	0.68	40.00
6	Governance, Leadership & Management		12.00	0.17	2.00
7	Institutional values & Best Practices		76.00	1.41	107.00
	Overall:-		691.00	1.46	1009.00



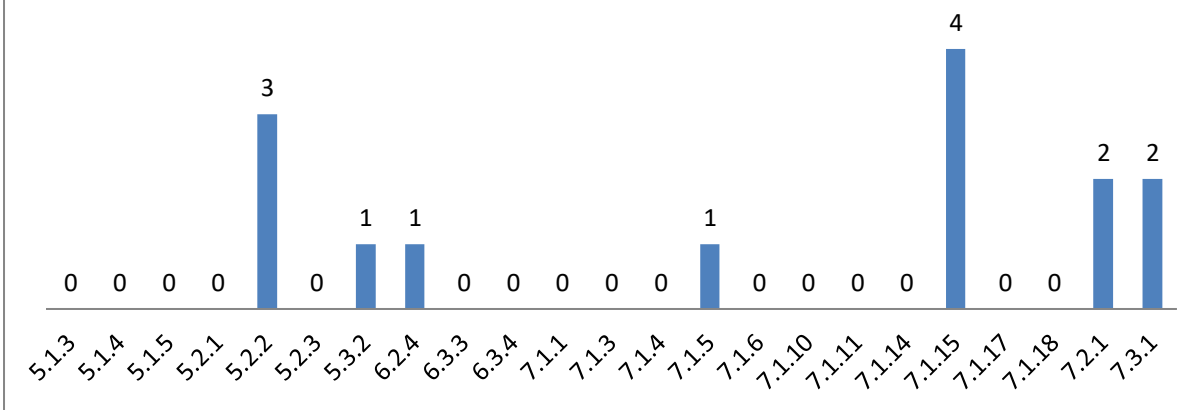
Performance of metrics in Curricular Aspects, Teaching-learning and Evaluation



Performance of metrics in Research, Innovations and Extension, Infrastructure and Learning Resources



Performance of metrics in Student Support and Progression, Governance, Leadership and Management, Institutional Values and Best Practices



Strengths and Weaknesses

Strengths :

- Feedback System
- Maintenance of Campus Infrastructure
- Student Satisfaction Survey

Weaknesses :

- Student Progression
- Student Participation and Activities
- Strategy Development and Deployment
- Research Publications and Awards
- Institutional Values and Social Responsibilities
- Curriculum Enrichment
- Academic Flexibility
- Promotion of Research and Facilities
- Resource Mobilization for Research
- Innovation Ecosystem
- Consultancy
- Extension Activities
- Collaboration
- Student Support
- Faculty Empowerment Strategies





Scott Christian College (Autonomous), Nagercoil - 3

INTERNAL QUALITY ASSURANCE CELL



ACADEMIC & ADMINISTRATIVE AUDIT 2018 – 2019

GRADE

DEPARTMENT OF HISTORY

D

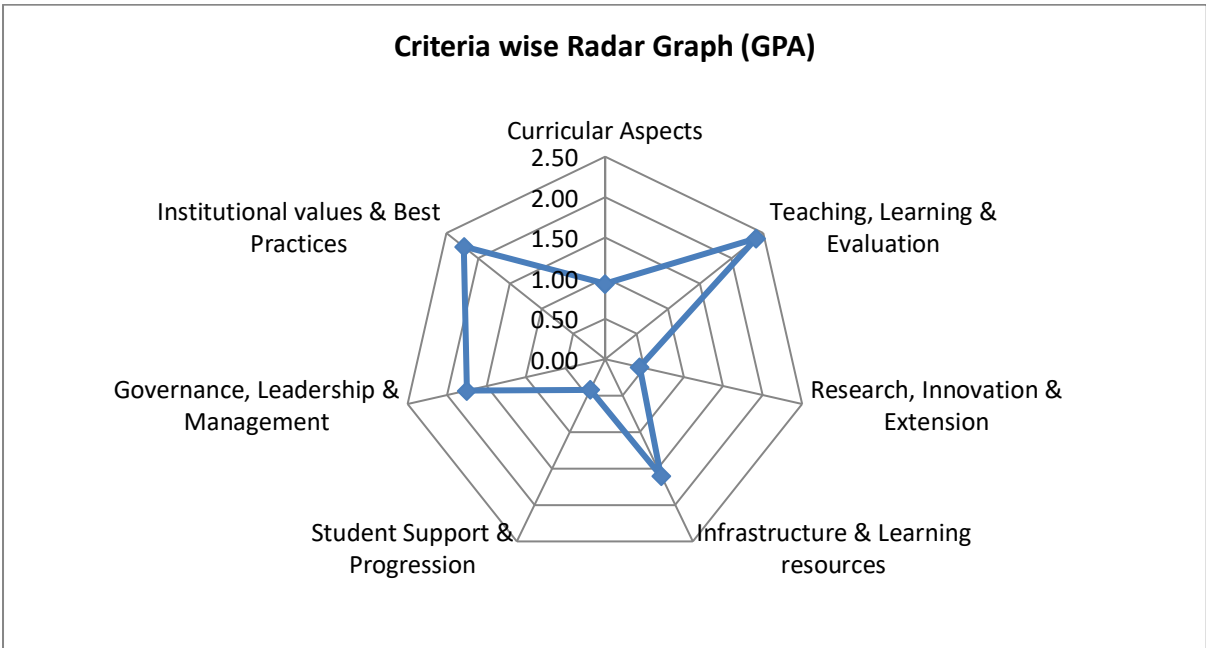
Department / Cell : History

Academic and Administrative Audit - 18.10.2019

No	Criteria	Weightage (W1)	Weighted Grade Point (CrWGP _i)	Grade Point Averages (CrWGP _i /W _i)
1	Curricular Aspects	150	140.0	0.93
2	Teaching, Learning & Evaluation	235	562.0	2.39
3	Research, Innovation & Extension	134	59.0	0.44
4	Infrastructure & Learning resources	25	40.0	1.60
5	Student Support & Progression	59	25.0	0.42
6	Governance, Leadership & Management	12	21.0	1.75
7	Institutional values & Best Practices	76	169.5	2.23
	Total	691	1016.5	1.47
CGPA : 1.47				
Grade : D				

Dean IQAC

Principal



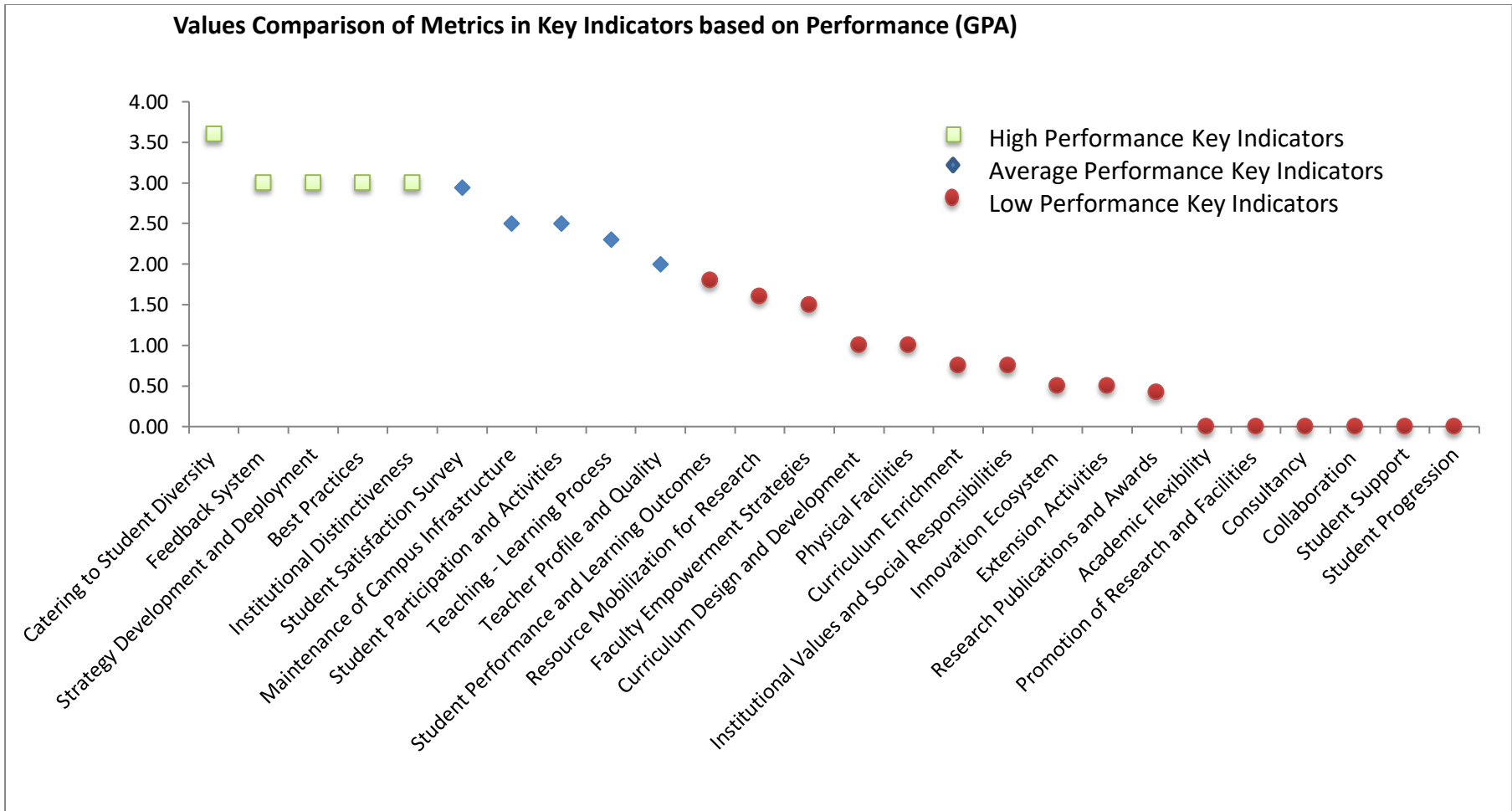
Department / Cell : History

Academic and Administrative Audit - 18.10.2019

No	Criteria and Key Indicators	Key Indicator Weightage (W _i)	Key Indicator Wise Weighted Grade Points (KIWGP) _i	Grade Point Averages (CrWGPI/W _i)
Criterion I – Curricular Aspects				
1.1	Curriculum Design and Development	50	50.0	1.00
1.2	Academic Flexibility	40	0.0	0.00
1.3	Curriculum Enrichment	40	30.0	0.75
1.4	Feedback System	20	60.0	3.00
	Total	150	140.0	0.93
Criterion II – Teaching-Learning and Evaluation				
2.2	Catering to Student Diversity	25	90.0	3.60
2.3	Teaching - Learning Process	50	115.0	2.30
2.4	Teacher Profile and Quality	60	120.0	2.00
2.6	Student Performance and Learning Outcomes	50	90.0	1.80
2.7	Student Satisfaction Survey	50	147.0	2.94
	Total	235	562.0	2.39
Criterion III – Research, Innovations and Extension				
3.1	Promotion of Research and Facilities	6	0.0	0.00
3.2	Resource Mobilization for Research	10	16.0	1.60
3.3	Innovation Ecosystem	20	10.0	0.50
3.4	Research Publications and Awards	19	8.0	0.42
3.5	Consultancy	9	0.0	0.00
3.6	Extension Activities	50	25.0	0.50
3.7	Collaboration	20	0.0	0.00

No	Criteria and Key Indicators	Key Indicator Weightage (W _i)	Key Indicator Wise Weighted Grade Points (KIWGP) _i	Grade Point Averages (CrWGPI/W _i)
	Total	134	59.0	0.44
Criterion IV – Infrastructure and Learning Resources				
4.1	Physical Facilities	15	15.0	1.00
4.4	Maintenance of Campus Infrastructure	10	25.0	2.50
	Total	25	40.0	1.60
Criterion V - Student Support and Progression				
5.1	Student Support	19	0.0	0.00
5.2	Student Progression	30	0.0	0.00
5.3	Student Participation and Activities	10	25.0	2.50
	Total	59	25.0	0.42
Criterion VI – Governance, Leadership and Management				
6.2	Strategy Development and Deployment	2	6.0	3.00
6.3	Faculty Empowerment Strategies	10	15.0	1.50
	Total	12	21.0	1.75
Criterion VII – Institutional Values and Best Practices				
7.1	Institutional Values and Social Responsibilities	26	19.5	0.75
7.2	Best Practices	30	90.0	3.00
7.3	Institutional Distinctiveness	20	60.0	3.00
	Total	76	169.5	2.23
	Grand Total	691	1016.5	1.47

Values Comparison of Metrics in Key Indicators based on Performance (GPA)





Scott Christian College (Autonomous), Nagercoil - 3

AAA 2018 - 2019 - Assessment Sheet

Department of History



Qualitative & Quantitative Metrics

Metric	Parameter	QIM/ QnM	Weight age	Score	Wtd. Score
	Criterion I – Curricular Aspects				
1.1	Curriculum Design and Development				
1.1.1	Curricula developed/adopted having Learning Outcomes including Programme Outcomes (Pos), Programme specific outcomes (PSOs) and Course Outcomes (COs) for all the UG, PG and M.Phil programmes offered by the Department and mapped them with syllabus properly.	QIM	20	2.5	50
1.1.2	List of Programmes where syllabus revision was carried out during 2018-2019	QnM	20	0	0
1.1.3	Courses having focus on employability/ entrepreneurship/ skill development during 2018 - 2019	QnM	10	0	0
1.1	Curriculum Design and Development		50	1	50
1.2	Academic Flexibility				
1.2.1	New courses introduced of the total number of courses across all programs offered during 2018 – 2019.	QnM	20	0	0
1.2.2	Programs in which Choice Based Credit System (CBCS)/elective course system has been implemented (2018-19)	QnM	20	0	0
1.2	Academic Flexibility		40	0	0
1.3	Curriculum Enrichment				
1.3.1	List of courses whose syllabus integrate Cross cutting Issues related to Gender/ Environment & Sustainability/Human Values & Professional Ethics.	QIM	10	3	30
1.3.2	List of Value-added courses imparting transferable and life skills offered during 2018-2019 with details of the students	QnM	10	0	0
1.3.3	List of Value-added courses imparting transferable and life skills offered during 2018-2019 with details of the students	QnM	10	0	0

1.3.4	Details of students undertaking field projects / internships (2018 - 2019)	QnM	10	0	0
1.3	Curriculum Enrichment		40	0.75	30
1.4	Feedback System				
1.4.1	Structured feedback received from: 1) Students, 2) Teachers, 3) Employers, 4) Alumni 5) Parents, for design and review of syllabus - Semester wise /year wise (Weightage: 10 QnM) Options: A. Any 4 of the above B. Any 3 of the above C. Any 2 of the above D. Any 1 of the above E. None of the above	QnM	10	3	30
1.4.2	Feedback processes of the institution may be classified as follows: A) Feedback collected, analysed and action taken and feedback available on website B) Feedback collected, analysed and action has been taken C) Feedback collected and analysed D) Feedback collected E) Feedback not collected	QnM	10	3	30
1.4	Feedback System		20	3	60
Criterion I – Curricular Aspects			150	0.93	140
Criterion II – Teaching-Learning and Evaluation					
2.2	Catering to Student Diversity				
2.2.1	The institution assesses the learning levels of the students, after admission and organises special programs for advanced learners and slow learners	QIM	10	3	30
2.2.2	Student - Full time teacher ratio(current year data)	QnM	15	4	60
2.2	Catering to Student Diversity		25	3.6	90
2.3	Teaching - Learning Process				
2.3.1	Student centric methods, such as experiential learning, participative learning and problem solving methodologies are used for enhancing learning experiences	QIM	20	2.5	50
2.3.2	Teachers using ICT for effective teaching with Learning Management Systems (LMS), E-learning resources etc. (2018 - 2019)	QnM	10	0	0
2.3.3	Ratio of students to mentor for academic and stress related issues (current year data)	QnM	10	4	40
2.3.4	Preparation and adherence to Academic Calendar and Teaching plans by the institution	QIM	10	2.5	25
2.3	Teaching - Learning Process		50	0	115
2.4	Teacher Profile and Quality				

2.4.1	Full time teachers against sanctioned posts during 2018-2019 (10) & 2.4.3 Teaching experience of full time teachers in number of years	QnM	10	4	40
2.4.2	Full time teachers with Ph.D. during 2018-2019	QnM	20	4	80
2.4.3	Teaching experience of full time teachers in number of years (current year data)	QnM	10	0	0
2.4.4	Full time teachers who received awards, recognition, fellowships at State, National, International level from Government, recognised bodies during 2018-2019 (10) & for 3.4.2 The institution provides incentives to teachers who receive state, national and international recognition/awards	QnM	10	0	0
2.4.5	Full time teachers from other States against sanctioned posts during 2018-2019	QnM	10	0	0
2.4	Teacher Profile and Quality		60	2	120
2.6	Student Performance and Learning Outcomes				
2.6.1	i) Provide the web link displaying Programme Outcomes(PO)/Programme Specific Outcomes (PSO) / Course Outcomes (CO) for all programmes offered by the Department.	QIM	20	3	60
2.6.2	Evaluation of attainment of PO, PSO & CO	QIM	10	3	30
2.6.3	Passed out details of final year students	QnM	20	0	0
2.6	Student Performance and Learning Outcomes		50	1.8	90
2.7	Student Satisfaction Survey				
2.7.1	Online student satisfaction survey (SSS) regarding to teaching learning process.	QnM	50	2.94	147
2.7	Student Satisfaction Survey		50	2.94	147
Criterion II – Teaching-Learning and Evaluation			235	2.39	562
Criterion III – Research, Innovations and Extension					
3.1	Promotion of Research and Facilities				
3.1.3	Number of teachers awarded international fellowship for advanced studies/ research during 2018-2019	QnM	6	0	0
3.1	Promotion of Research and Facilities		6	0	0
3.2	Resource Mobilization for Research				
3.2.1	Grants for research projects sponsored by the government, non-government sources such as industry, corporate houses, international bodies, endowments, Chairs in the institution during 2018-2019	QnM	3	0	0
3.2.2	Number of research centers recognized by Institution and National/International Bodies	QnM	2	4	8
3.2.3	Teachers recognised as research guides	QnM	2	4	8

3.2.4	Number of research projects per teacher funded by government and non-government agencies during 2018-2019	QnM	3	0	0
3.2	Resource Mobilization for Research		10	1.6	16
3.3	Innovation Ecosystem				
3.3.1	What are the innovation done by the Department / Club including Incubation Centre and other initiatives for creation and transfer of knowledge?	QIM	4	2.5	10
3.3.2	Number of workshops/seminars conducted on Intellectual Property Rights (IPR) and Industry-Academia Innovative practices during 2018-2019	QnM	6	0	0
3.3.3	Number of awards for innovation won by institution/teachers/research scholars/students during 2018-2019	QnM	5	0	0
3.3.4	Number of start-ups incubated on campus during 2018-2019	QnM	5	0	0
3.3	Innovation Ecosystem		20	0.5	10
3.4	Research Publications and Awards				
3.4.1	The institution has a stated Code of Ethics to check malpractices and plagiarism in Research	QnM	1	0	0
3.4.3	Number of Patents published/awarded during 2018-2019	QnM	4	0	0
3.4.4	Number of Ph.D.s awarded per teacher during 2018-2019	QnM	4	0	0
3.4.5	Number of research papers per teacher in the Journals notified on UGC website during 2018-2019	QnM	2	4	8
3.4.6	Number of books and chapters in edited volumes / books published, and papers in national/international conference - proceedings per teacher during 2018-2019	QnM	5	0	0
3.4.7	Bibliometrics of the publications during 2018-2019 based on average citation index in Scopus/ Web of Science or Pub Med/ Indian Citation Index	QnM	2	0	0
3.4.8	Bibliometrics of the publications during 2018-19 based on Scopus/ Web of Science – h-index of the Department	QnM	1	0	0
3.4	Research Publications and Awards		19	0.42	8
3.5	Consultancy				
3.5.2	Revenue generated from consultancy during 2018-2019	QnM	6	0	0
3.5.3	Revenue generated from corporate training by the Department during 2018-2019	QnM	3	0	0

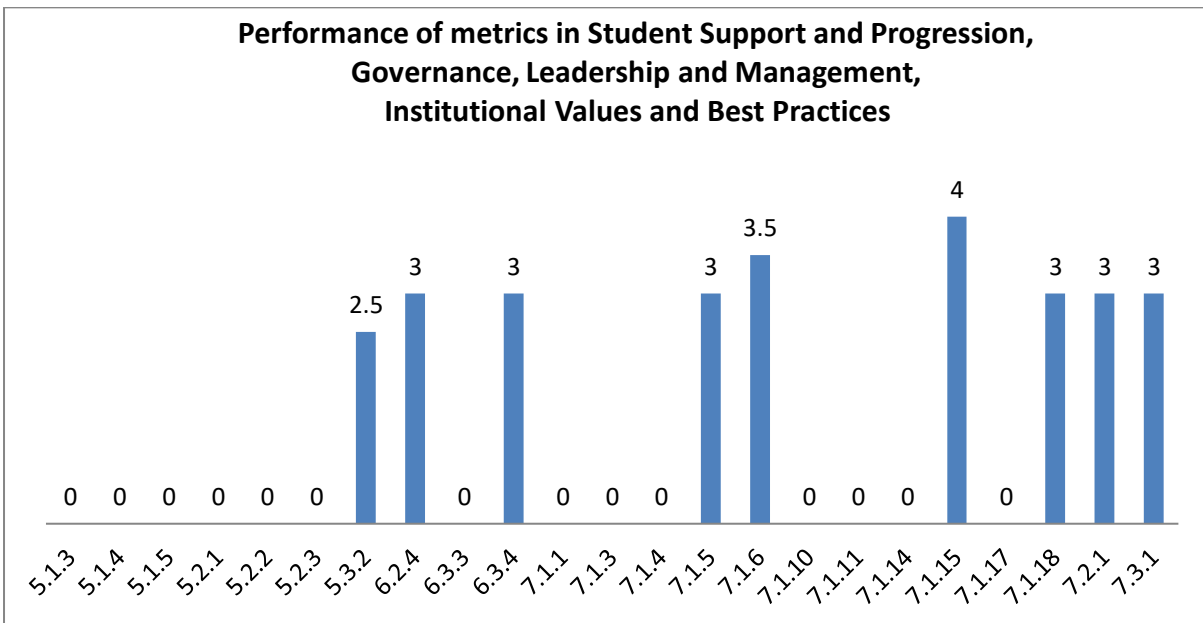
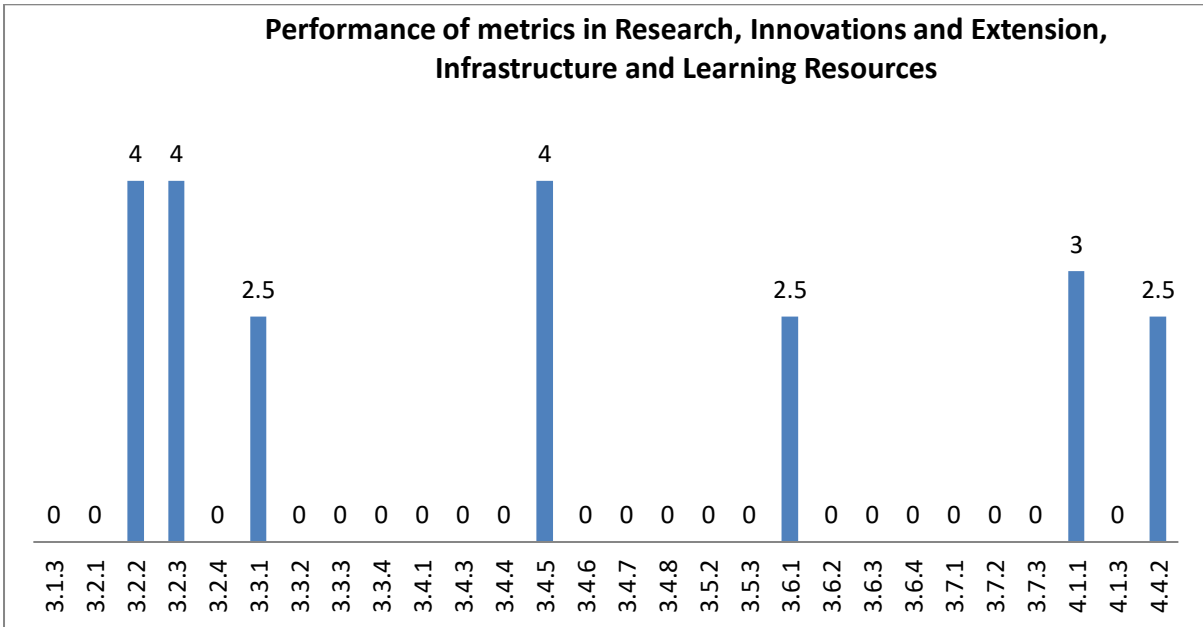
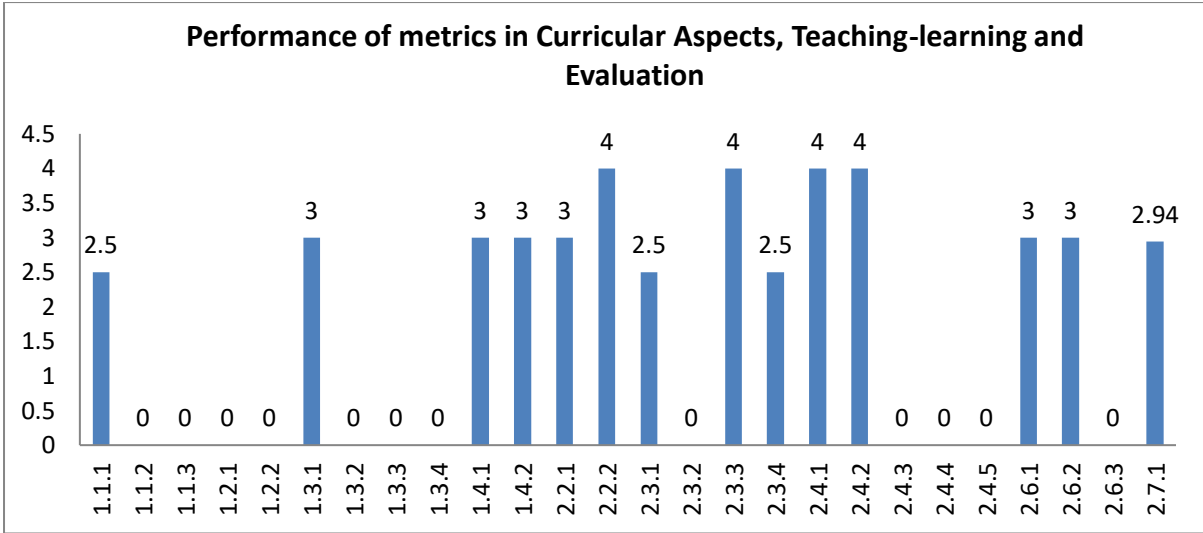
3.5	Consultancy		9	0	0
3.6	Extension Activities				
3.6.1	What are the Extension activities in the neighborhood community in terms of impact and sensitizing students to social issues and holistic development during 2018-2019?	QIM	10	2.5	25
3.6.2	Number of awards and recognition received for extension activities from Government /recognized bodies during 2018 - 19	QnM	15	0	0
3.6.3	Number of extension and outreach Programmes conducted in collaboration with industry, community and Non- Government Organizations through NSS/NCC/Red cross/YRC etc., during 2018-2019	QnM	15	0	0
3.6.4	Students participating in extension activities with Government Organizations, Non-Government Organizations and Programmes such as Swachh Bharat, Aids Awareness, Gender Issue, etc. during 2018-2019	QnM	10	0	0
3.6	Extension Activities		50	0.5	25
3.7	Collaboration				
3.7.1	Number of Collaborative activities for research, faculty exchange, student exchange	QnM	5	0	0
3.7.2	Number of linkages with institutions/industries for internship, on-the-job training, project work, sharing of research facilities etc. during 2018-2019	QnM	10	0	0
3.7.3	Number of functional MoUs with institutions of national, international importance, other universities, industries, corporate houses etc. during 2018-2019	QnM	5	0	0
3.7	Collaboration		20	0	0
Criterion III – Research, Innovations and Extension			134	0.44	59
Criterion IV – Infrastructure and Learning Resources					
4.1	Physical Facilities				
4.1.1	The institution has adequate facilities for teaching – learning, viz., classrooms, laboratories, computing equipment, etc.	QIM	5	3	15
4.1.3	Percentage of classrooms and seminar halls with ICT – enabled facilities such as smart class, LMS, etc.	QnM	10	0	0
4.1	Physical Facilities		15	1	15
4.4	Maintenance of Campus Infrastructure				
4.4.2	Provide the Service/Maintenance Record	QIM	10	2.5	25
4.4	Maintenance of Campus Infrastructure		10	2.5	25
Criterion IV – Infrastructure and Learning Resources			25	1.6	40

Criterion V - Student Support and Progression					
5.1	Student Support				
5.1.3	Number of capability enhancement and development schemes 1. Guidance for competitive examinations, 2. Career Counselling, 3. Softskill development, 4. Remedial coaching 5. Language lab, 6. Bridge courses 7. Yoga and Meditation 8. Personal Counselling Options: A. 7 or more of the above B. Any 6 of the above V. Any 5 of the above D. Any 4 of the above E. ≤ 3 of the above (Opt one)	QnM	9	0	0
5.1.4	Students benefited by guidance for competitive examinations and career counseling offered by the institution during 2018-2019	QnM	8	0	0
5.1.5	Students benefited by Vocational Education and Training (VET) during 2018-2019	QnM	2	0	0
5.1	Student Support		19	0	0
5.2	Student Progression				
5.2.1	Placement of outgoing students during 2018-2019	QnM	10	0	0
5.2.2	Student progression to higher education (previous graduating batch i.e., 2018 - 2019)	QnM	10	0	0
5.2.3	Students qualifying in state/ national/ international level examinations during 2018-2019 (eg: NET/ SLET/GATE/GMAT /CAT, GRE/TOFEL/Civil Services/State government examinations)	QnM	10	0	0
5.2	Student Progression		30	0	0
5.3	Student Participation and Activities				
5.3.2	Presence of an active Student Council & representation of students on academic & administrative bodies/committees	QIM	10	2.5	25
5.3	Student Participation and Activities		10	2.5	25
Criterion V - Student Support and Progression			59	0.42	25
Criterion VI – Governance, Leadership and Management					
6.2	Strategy Development and Deployment				
6.2.4	Minutes of Meetings and action taken reports of Associations /Cells / Bodies / Committees /Clubs etc	QIM	2	3	6
6.2	Strategy Development and Deployment		2	3	6
6.3	Faculty Empowerment Strategies				
6.3.3	Number of professional development / administrative training Programmes organized by the Institution for teaching and non teaching staff during 2018-2019	QnM	5	0	0
6.3.4	Teachers attending professional development Programmes, viz., Orientation Programme, Refresher	QnM	5	3	15

	Course, Short Term Course, Faculty Development Programmes during 2018-2019				
6.3	Faculty Empowerment Strategies		10	1.5	15
Criterion VI – Governance, Leadership and Management			12	1.75	21
Criterion VII – Institutional Values and Best Practices					
7.1	Institutional Values and Social Responsibilities				
7.1.1	Number of gender equity promotion Programmes organized by the department/club/cell/ unit during 2018-2019	QnM	5	0	0
7.1.3	Environmental Consciousness and Sustainability Alternate Energy initiatives such as: Power requirement of the Department met by the renewable energy sources	QnM	1	0	0
7.1.4	Annual lighting power requirements met through LED bulbs	QnM	1	0	0
7.1.5	Waste Management steps including: a) Solid waste management b) Liquid waste management c) E-waste management	QIM	3	3	9
7.1.6	Rain water harvesting structures and utilization	QIM	1	3.5	3.5
7.1.10	Number of specific initiatives to address locational advantages and disadvantages during 2018-2019	QnM	5	0	0
7.1.11	Number of initiatives taken to engage with and contribute to local community during 2018-2019	QnM	5	0	0
7.1.14	The Department plans and organizes appropriate activities to increase consciousness about national identities and symbols; Fundamental Duties and Rights of Indian citizens and other constitutional obligations (Yes/No)	QnM	1	0	0
7.1.15	The Department offers a course on Human Values and professional ethics (Yes/No)	QnM	1	4	4
7.1.17	Number of activities conducted for promotion of universal values (Truth, Righteous conduct, Love, Non-Violence and peace); national values, human values, national integration, communal harmony and social cohesion as well as for observance of fundamental duties during 2018-2019	QnM	2	0	0
7.1.18	Institution organizes national festivals and birth / death anniversaries of the great Indian personalities.	QIM	1	3	3
7.1	Institutional Values and Social Responsibilities		26	0.75	19.5
7.2	Best Practices				
7.2.1	Describe any one best practice followed by the Department / Cell / Body / Committee / Club/Unit	QIM	30	3	90
7.2	Best Practices		30	3	90

7.3	Institutional Distinctiveness				
7.3.1	Describe/Explain the performance the Department in one area distinctive to its Vision, Priority & Thrust	QIM	20	3	60
7.3	Institutional Distinctiveness		20	3	60
Criterion VII – Institutional Values and Best Practices			76	2.23	169.5
	Criteria-wise Assessment		Weight age (W)	Score	Wtd Grade Point (WGP)
1	Curricular Aspects		150.00	0.93	140.00
2	Teaching, Learning & Evaluation		235.00	2.39	562.00
3	Research, Innovation & Extension		134.00	0.44	59.00
4	Infrastructure & Learning resources		25.00	1.60	40.00
5	Student Support & Progression		59.00	0.42	25.00
6	Governance, Leadership & Management		12.00	1.75	21.00
7	Institutional values & Best Practices		76.00	2.23	169.50
Overall:-			691.00	1.47	1016.50





Department / Cell : History

Academic and Administrative Audit - 18.10.2019

Strengths and Weaknesses

Strengths :

- Catering to Student Diversity
- Feedback System
- Strategy Development and Deployment
- Best Practices
- Institutional Distinctiveness

Weaknesses :

- Curriculum Design and Development
- Physical Facilities
- Curriculum Enrichment
- Institutional Values and Social Responsibilities
- Innovation Ecosystem
- Extension Activities
- Research Publications and Awards
- Academic Flexibility
- Promotion of Research and Facilities
- Consultancy
- Collaboration
- Student Support
- Student Progression






Scott Christian College (Autonomous), Nagercoil - 3
INTERNAL QUALITY ASSURANCE CELL



ACADEMIC & ADMINISTRATIVE AUDIT 2018 – 2019

GRADE

DEPARTMENT OF ECONOMICS



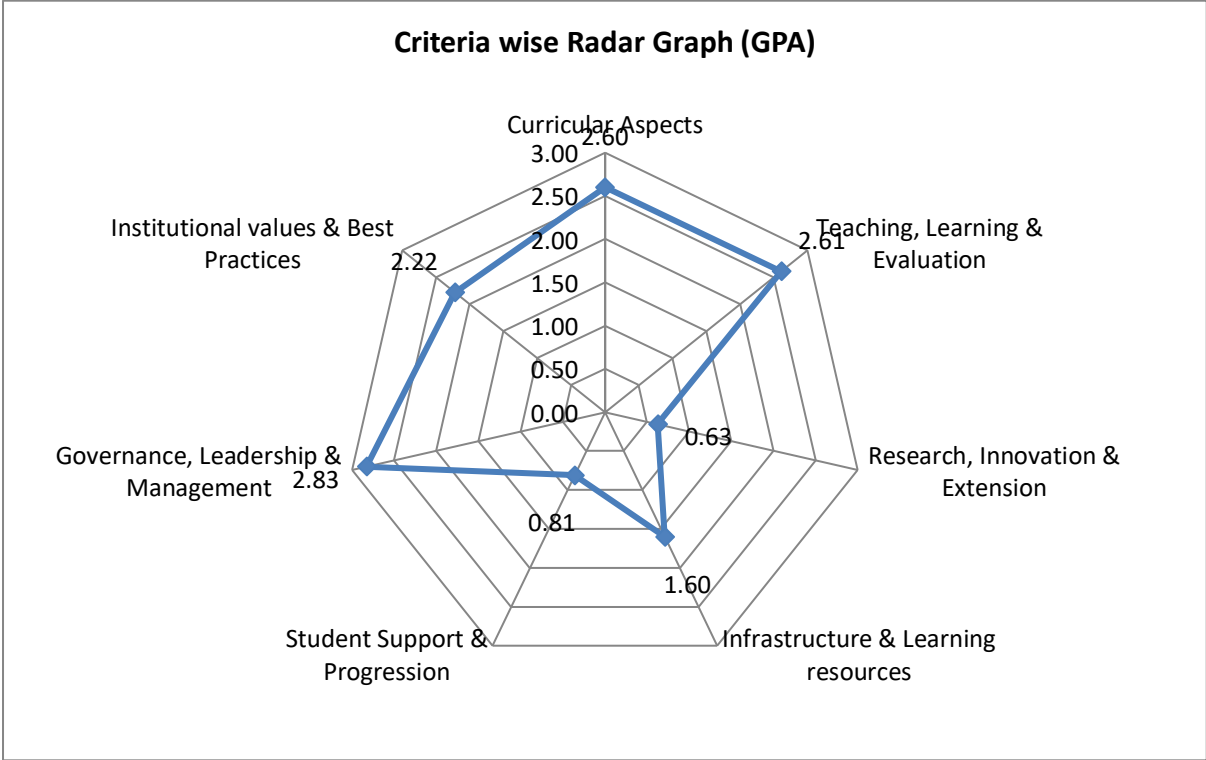
Department / Cell : Economics

Academic and Administrative Audit - 18.10.2019

No	Criteria	Weightage (W1)	Weighted Grade Point (CrWGP _i)	Grade Point Averages (CrWGP _i /W _i)
1	Curricular Aspects	150	390.0	2.60
2	Teaching, Learning & Evaluation	235	612.5	2.61
3	Research, Innovation & Extension	134	85.0	0.63
4	Infrastructure & Learning resources	25	40.0	1.60
5	Student Support & Progression	59	48.0	0.81
6	Governance, Leadership & Management	12	34.0	2.83
7	Institutional values & Best Practices	76	169.0	2.22
	Total	691	1378.5	1.99
CGPA : 1.99				
Grade : C				

Dean IQAC

Principal

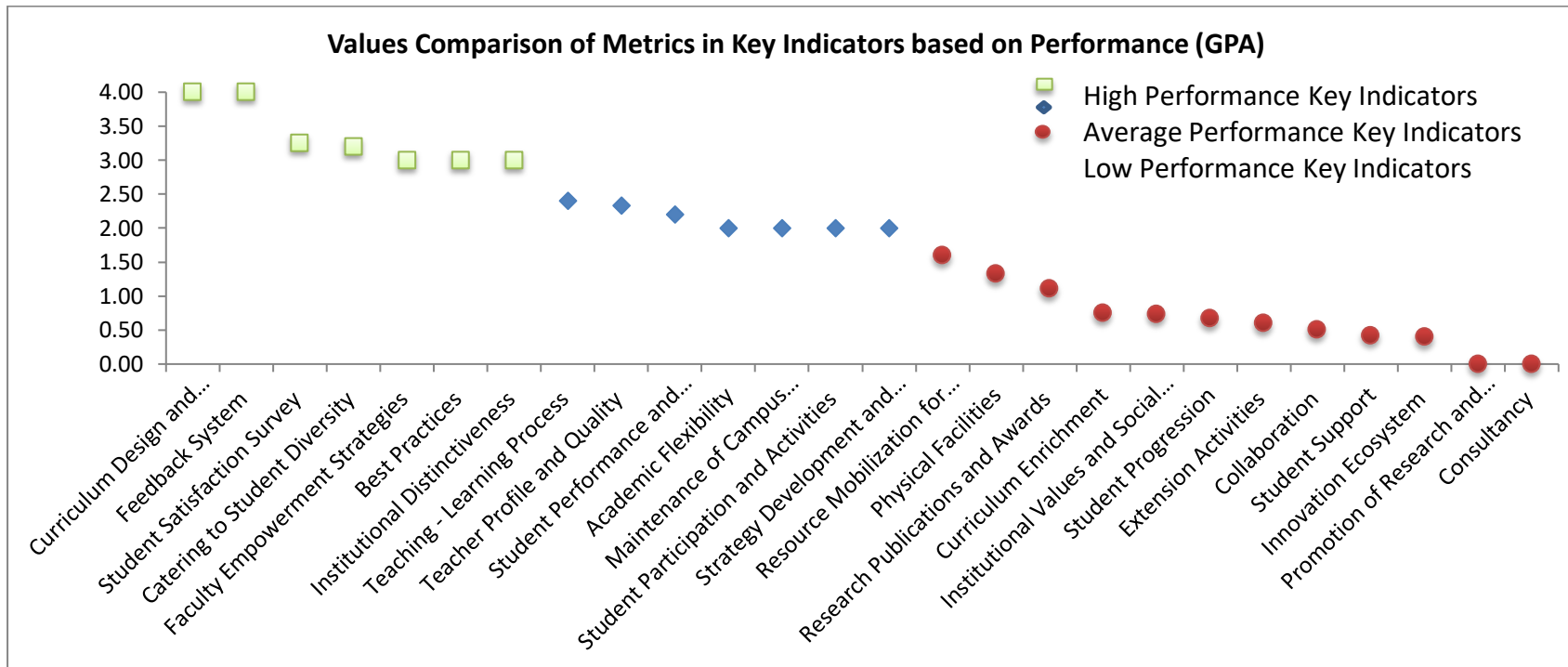


Department / Cell : Economics

Academic and Administrative Audit - 18.10.2019

No	Criteria and Key Indicators	Key Indicator Weightage (W _i)	Key Indicator Wise Weighted Grade Points (KIWGP) _i	Grade Point Averages (CrWGPi/Wi)
Criterion I – Curricular Aspects				
1.1	Curriculum Design and Development	50	200.0	4.00
1.2	Academic Flexibility	40	80.0	2.00
1.3	Curriculum Enrichment	40	30.0	0.75
1.4	Feedback System	20	80.0	4.00
	Total	150	390.0	2.60
Criterion II – Teaching-Learning and Evaluation				
2.2	Catering to Student Diversity	25	80.0	3.20
2.3	Teaching - Learning Process	50	120.0	2.40
2.4	Teacher Profile and Quality	60	140.0	2.33
2.6	Student Performance and Learning Outcomes	50	110.0	2.20
2.7	Student Satisfaction Survey	50	162.5	3.25
	Total	235	612.5	2.61
Criterion III – Research, Innovations and Extension				
3.1	Promotion of Research and Facilities	6	0.0	0.00
3.2	Resource Mobilization for Research	10	16.0	1.60
3.3	Innovation Ecosystem	20	8.0	0.40
3.4	Research Publications and Awards	19	21.0	1.11
3.5	Consultancy	9	0.0	0.00

No	Criteria and Key Indicators	Key Indicator Weightage (W _i)	Key Indicator Wise Weighted Grade Points (KIWGP) _i	Grade Point Averages (CrWGPI/W _i)
3.6	Extension Activities	50	30.0	0.60
3.7	Collaboration	20	10.0	0.50
	Total	134	85.0	0.63
Criterion IV – Infrastructure and Learning Resources				
4.1	Physical Facilities	15	20.0	1.33
4.4	Maintenance of Campus Infrastructure	10	20.0	2.00
	Total	25	40.0	1.60
Criterion V - Student Support and Progression				
5.1	Student Support	19	8.0	0.42
5.2	Student Progression	30	20.0	0.67
5.3	Student Participation and Activities	10	20.0	2.00
	Total	59	48.0	0.81
Criterion VI – Governance, Leadership and Management				
6.2	Strategy Development and Deployment	2	4.0	2.00
6.3	Faculty Empowerment Strategies	10	30.0	3.00
	Total	12	34.0	2.83
Criterion VII – Institutional Values and Best Practices				
7.1	Institutional Values and Social Responsibilities	26	19.0	0.73
7.2	Best Practices	30	90.0	3.00
7.3	Institutional Distinctiveness	20	60.0	3.00
	Total	76	169.0	2.22
	Grand Total	691	1378.5	1.99





Scott Christian College (Autonomous), Nagercoil - 3

AAA 2018 - 2019 - Assessment Sheet

Department of Economics

Qualitative & Quantitative Metrics



Metric	Parameter	QIM/ QnM	Weight age	Score	Wtd. Score
	Criterion I – Curricular Aspects				
1.1	Curriculum Design and Development				
1.1.1	Curricula developed/adopted having Learning Outcomes including Programme Outcomes (Pos), Programme specific outcomes (PSOs) and Course Outcomes (COs) for all the UG, PG and M.Phil programmes offered by the Department and mapped them with syllabus properly.	QIM	20	4	80
1.1.2	List of Programmes where syllabus revision was carried out during 2018-2019	QnM	20	4	80
1.1.3	Courses having focus on employability/ entrepreneurship/ skill development during 2018 - 2019	QnM	10	4	40
1.1	Curriculum Design and Development		50	4	200
1.2	Academic Flexibility				
1.2.1	New courses introduced of the total number of courses across all programs offered during 2018 – 2019.	QnM	20	0	0
1.2.2	Programs in which Choice Based Credit System (CBCS)/elective course system has been implemented (2018-19)	QnM	20	4	80
1.2	Academic Flexibility		40	2	80
1.3	Curriculum Enrichment				
1.3.1	List of courses whose syllabus integrate Cross cutting Issues related to Gender/ Environment & Sustainability/Human Values & Professional Ethics.	QIM	10	3	30
1.3.2	List of Value-added courses imparting transferable and life skills offered during 2018-2019 with details of the students	QnM	10	0	0

1.3.3	List of Value-added courses imparting transferable and life skills offered during 2018-2019 with details of the students	QnM	10	0	0
1.3.4	Details of students undertaking field projects / internships (2018 - 2019)	QnM	10	0	0
1.3	Curriculum Enrichment		40	0.75	30
1.4	Feedback System				
1.4.1	Structured feedback received from: 1) Students, 2) Teachers, 3) Employers, 4) Alumni 5) Parents, for design and review of syllabus - Semester wise /year wise (Weightage: 10 QnM) Options: A. Any 4 of the above B. Any 3 of the above C. Any 2 of the above D. Any 1 of the above E. None of the above	QnM	10	4	40
1.4.2	Feedback processes of the institution may be classified as follows: A) Feedback collected, analysed and action taken and feedback available on website B) Feedback collected, analysed and action has been taken C) Feedback collected and analysed D) Feedback collected E) Feedback not collected	QnM	10	4	40
1.4	Feedback System		20	4	80
Criterion I – Curricular Aspects			150	2.6	390
Criterion II – Teaching-Learning and Evaluation					
2.2	Catering to Student Diversity				
2.2.1	The institution assesses the learning levels of the students, after admission and organises special programs for advanced learners and slow learners	QIM	10	2	20
2.2.2	Student - Full time teacher ratio(current year data)	QnM	15	4	60
2.2	Catering to Student Diversity		25	3.2	80
2.3	Teaching - Learning Process				
2.3.1	Student centric methods, such as experiential learning, participative learning and problem solving methodologies are used for enhancing learning experiences	QIM	20	3	60
2.3.2	Teachers using ICT for effective teaching with Learning Management Systems (LMS), E-learning resources etc. (2018 - 2019)	QnM	10	0	0
2.3.3	Ratio of students to mentor for academic and stress related issues (current year data)	QnM	10	4	40
2.3.4	Preparation and adherence to Academic Calendar and Teaching plans by the institution	QIM	10	2	20
2.3	Teaching - Learning Process		50	0	120
2.4	Teacher Profile and Quality				

2.4.1	Full time teachers against sanctioned posts during 2018-2019 (10) & 2.4.3 Teaching experience of full time teachers in number of years	QnM	10	4	40
2.4.2	Full time teachers with Ph.D. during 2018-2019	QnM	20	4	80
2.4.3	Teaching experience of full time teachers in number of years (current year data)	QnM	10	2	20
2.4.4	Full time teachers who received awards, recognition, fellowships at State, National, International level from Government, recognised bodies during 2018-2019 (10) & for 3.4.2 The institution provides incentives to teachers who receive state, national and international recognition/awards	QnM	10	0	0
2.4.5	Full time teachers from other States against sanctioned posts during 2018-2019	QnM	10	0	0
2.4	Teacher Profile and Quality		60	2.33	140
2.6	Student Performance and Learning Outcomes				
2.6.1	i) Provide the web link displaying Programme Outcomes(PO)/Programme Specific Outcomes (PSO) / Course Outcomes (CO) for all programmes offered by the Department.	QIM	20	4	80
2.6.2	Evaluation of attainment of PO, PSO & CO	QIM	10	3	30
2.6.3	Passed out details of final year students	QnM	20	0	0
2.6	Student Performance and Learning Outcomes		50	2.2	110
2.7	Student Satisfaction Survey				
2.7.1	Online student satisfaction survey (SSS) regarding to teaching learning process.	QnM	50	3.25	162.5
2.7	Student Satisfaction Survey		50	3.25	162.5
Criterion II – Teaching-Learning and Evaluation			235	2.61	612.5
Criterion III – Research, Innovations and Extension					
3.1	Promotion of Research and Facilities				
3.1.3	Number of teachers awarded international fellowship for advanced studies/ research during 2018-2019	QnM	6	0	0
3.1	Promotion of Research and Facilities		6	0	0
3.2	Resource Mobilization for Research				
3.2.1	Grants for research projects sponsored by the government, non-government sources such as industry, corporate houses, international bodies, endowments, Chairs in the institution during 2018-2019	QnM	3	0	0
3.2.2	Number of research centers recognized by Institution and National/International Bodies	QnM	2	4	8
3.2.3	Teachers recognised as research guides	QnM	2	4	8

3.2.4	Number of research projects per teacher funded by government and non-government agencies during 2018-2019	QnM	3	0	0
3.2	Resource Mobilization for Research		10	1.6	16
3.3	Innovation Ecosystem				
3.3.1	What are the innovation done by the Department / Club including Incubation Centre and other initiatives for creation and transfer of knowledge?	QIM	4	2	8
3.3.2	Number of workshops/seminars conducted on Intellectual Property Rights (IPR) and Industry-Academia Innovative practices during 2018-2019	QnM	6	0	0
3.3.3	Number of awards for innovation won by institution/teachers/research scholars/students during 2018-2019	QnM	5	0	0
3.3.4	Number of start-ups incubated on campus during 2018-2019	QnM	5	0	0
3.3	Innovation Ecosystem		20	0.4	8
3.4	Research Publications and Awards				
3.4.1	The institution has a stated Code of Ethics to check malpractices and plagiarism in Research	QnM	1	4	4
3.4.3	Number of Patents published/awarded during 2018-2019	QnM	4	0	0
3.4.4	Number of Ph.D.s awarded per teacher during 2018-2019	QnM	4	1	4
3.4.5	Number of research papers per teacher in the Journals notified on UGC website during 2018-2019	QnM	2	4	8
3.4.6	Number of books and chapters in edited volumes / books published, and papers in national/international conference - proceedings per teacher during 2018-2019	QnM	5	1	5
3.4.7	Bibliometrics of the publications during 2018-2019 based on average citation index in Scopus/ Web of Science or Pub Med/ Indian Citation Index	QnM	2	0	0
3.4.8	Bibliometrics of the publications during 2018-19 based on Scopus/ Web of Science – h-index of the Department	QnM	1	0	0
3.4	Research Publications and Awards		19	1.11	21
3.5	Consultancy				
3.5.2	Revenue generated from consultancy during 2018-2019	QnM	6	0	0

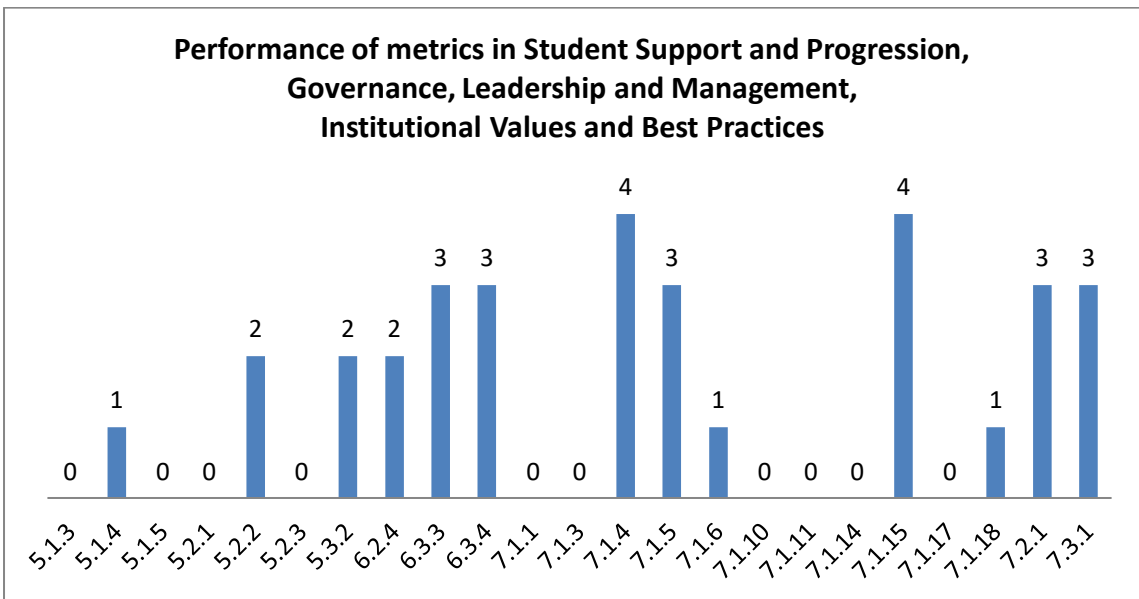
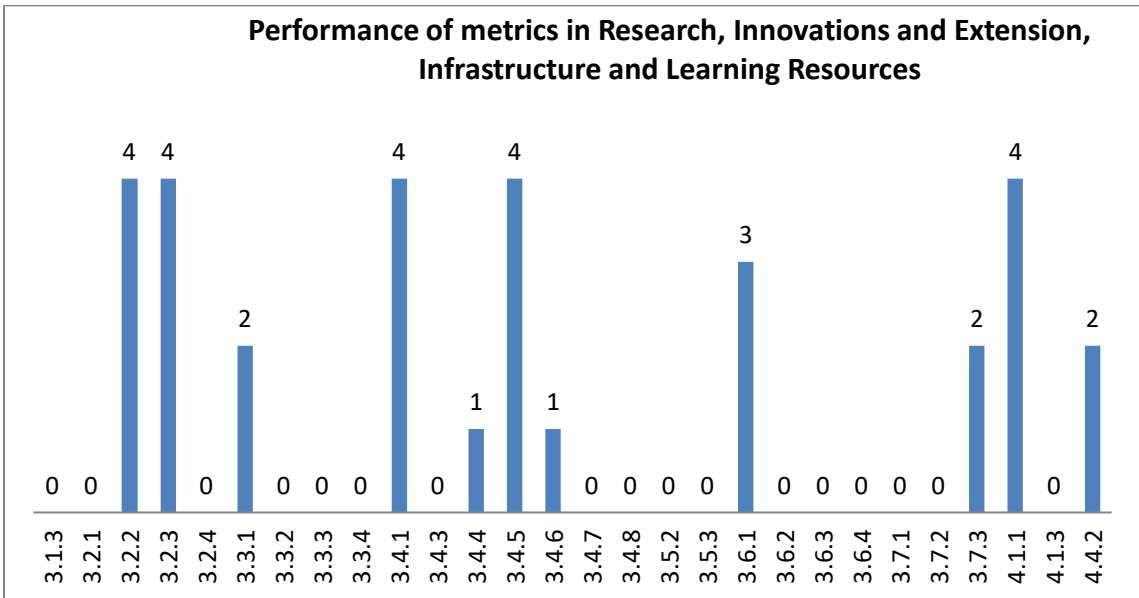
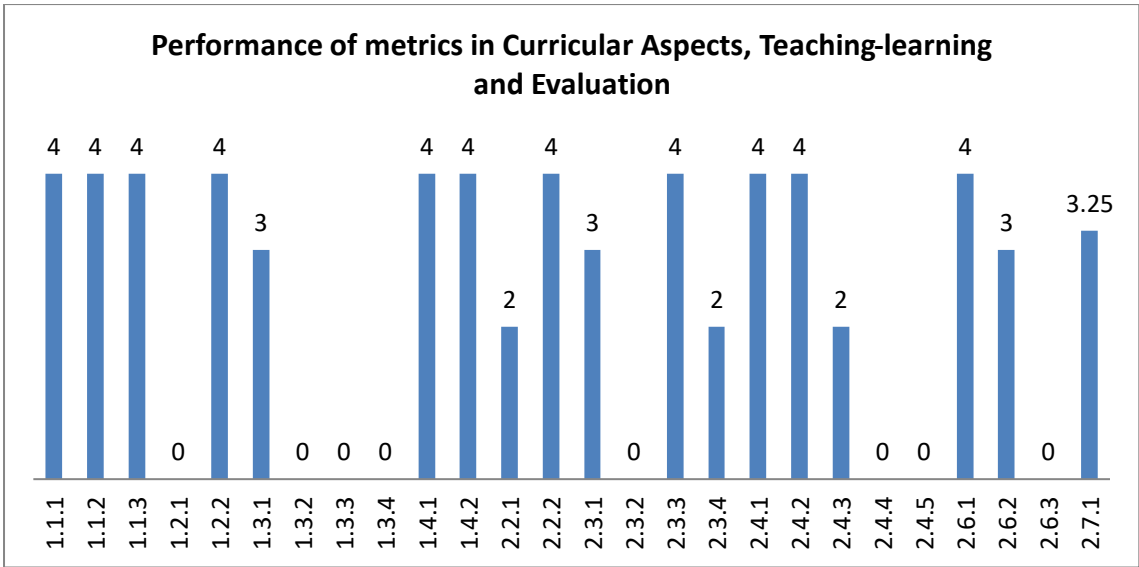
3.5.3	Revenue generated from corporate training by the Department during 2018-2019	QnM	3	0	0
3.5	Consultancy		9	0	0
3.6	Extension Activities				
3.6.1	What are the Extension activities in the neighborhood community in terms of impact and sensitizing students to social issues and holistic development during 2018-2019?	QIM	10	3	30
3.6.2	Number of awards and recognition received for extension activities from Government /recognized bodies during 2018 - 19	QnM	15	0	0
3.6.3	Number of extension and outreach Programmes conducted in collaboration with industry, community and Non- Government Organizations through NSS/NCC/Red cross/YRC etc., during 2018-2019	QnM	15	0	0
3.6.4	Students participating in extension activities with Government Organizations, Non-Government Organizations and Programmes such as Swachh Bharat, Aids Awareness, Gender Issue, etc. during 2018-2019	QnM	10	0	0
3.6	Extension Activities		50	0.6	30
3.7	Collaboration				
3.7.1	Number of Collaborative activities for research, faculty exchange, student exchange	QnM	5	0	0
3.7.2	Number of linkages with institutions/industries for internship, on-the-job training, project work, sharing of research facilities etc. during 2018-2019	QnM	10	0	0
3.7.3	Number of functional MoUs with institutions of national, international importance, other universities, industries, corporate houses etc. during 2018-2019	QnM	5	2	10
3.7	Collaboration		20	0.5	10
Criterion III – Research, Innovations and Extension			134	0.63	85
Criterion IV – Infrastructure and Learning Resources					
4.1	Physical Facilities				
4.1.1	The institution has adequate facilities for teaching – learning, viz., classrooms, laboratories, computing equipment, etc.	QIM	5	4	20
4.1.3	Percentage of classrooms and seminar halls with ICT – enabled facilities such as smart class, LMS, etc.	QnM	10	0	0

4.1	Physical Facilities		15	1.33	20
4.4	Maintenance of Campus Infrastructure				
4.4.2	Provide the Service/Maintenance Record	QIM	10	2	20
4.4	Maintenance of Campus Infrastructure		10	2	20
Criterion IV – Infrastructure and Learning Resources			25	1.6	40
Criterion V - Student Support and Progression					
5.1	Student Support				
5.1.3	Number of capability enhancement and development schemes 1. Guidance for competitive examinations, 2. Career Counselling, 3. Softskill development, 4. Remedial coaching 5. Language lab, 6. Bridge courses 7. Yoga and Meditation 8. Personal Counselling Options: A. 7 or more of the above B. Any 6 of the above V. Any 5 of the above D. Any 4 of the above E. ≤ 3 of the above (Opt one)	QnM	9	0	0
5.1.4	Students benefited by guidance for competitive examinations and career counseling offered by the institution during 2018-2019	QnM	8	1	8
5.1.5	Students benefited by Vocational Education and Training (VET) during 2018-2019	QnM	2	0	0
5.1	Student Support		19	0.42	8
5.2	Student Progression				
5.2.1	Placement of outgoing students during 2018-2019	QnM	10	0	0
5.2.2	Student progression to higher education (previous graduating batch i.e., 2018 - 2019)	QnM	10	2	20
5.2.3	Students qualifying in state/ national/ international level examinations during 2018-2019 (eg: NET/ SLET/GATE/GMAT /CAT, GRE/TOFEL/Civil Services/State government examinations)	QnM	10	0	0
5.2	Student Progression		30	0.67	20
5.3	Student Participation and Activities				
5.3.2	Presence of an active Student Council & representation of students on academic & administrative bodies/committees	QIM	10	2	20
5.3	Student Participation and Activities		10	2	20
Criterion V - Student Support and Progression			59	0.81	48
Criterion VI – Governance, Leadership and Management					
6.2	Strategy Development and Deployment				
6.2.4	Minutes of Meetings and action taken reports of Associations /Cells / Bodies / Committees /Clubs etc	QIM	2	2	4
6.2	Strategy Development and Deployment		2	2	4

6.3	Faculty Empowerment Strategies				
6.3.3	Number of professional development / administrative training Programmes organized by the Institution for teaching and non teaching staff during 2018-2019	QnM	5	3	15
6.3.4	Teachers attending professional development Programmes, viz., Orientation Programme, Refresher Course, Short Term Course, Faculty Development Programmes during 2018-2019	QnM	5	3	15
6.3	Faculty Empowerment Strategies		10	3	30
Criterion VI – Governance, Leadership and Management			12	2.83	34
Criterion VII – Institutional Values and Best Practices					
7.1	Institutional Values and Social Responsibilities				
7.1.1	Number of gender equity promotion Programmes organized by the department/club/cell/ unit during 2018-2019	QnM	5	0	0
7.1.3	Environmental Consciousness and Sustainability Alternate Energy initiatives such as: Power requirement of the Department met by the renewable energy sources	QnM	1	0	0
7.1.4	Annual lighting power requirements met through LED bulbs	QnM	1	4	4
7.1.5	Waste Management steps including: a) Solid waste management b) Liquid waste management c) E-waste management	QIM	3	3	9
7.1.6	Rain water harvesting structures and utilization	QIM	1	1	1
7.1.10	Number of specific initiatives to address locational advantages and disadvantages during 2018-2019	QnM	5	0	0
7.1.11	Number of initiatives taken to engage with and contribute to local community during 2018-2019	QnM	5	0	0
7.1.14	The Department plans and organizes appropriate activities to increase consciousness about national identities and symbols; Fundamental Duties and Rights of Indian citizens and other constitutional obligations (Yes/No)	QnM	1	0	0
7.1.15	The Department offers a course on Human Values and professional ethics (Yes/No)	QnM	1	4	4
7.1.17	Number of activities conducted for promotion of universal values (Truth, Righteous conduct, Love, Non-Violence and peace); national values, human values, national integration, communal harmony and social cohesion as well as for observance of fundamental duties during 2018-2019	QnM	2	0	0
7.1.18	Institution organizes national festivals and birth / death anniversaries of the great Indian personalities.	QIM	1	1	1
7.1	Institutional Values and Social Responsibilities		26	0.73	19

7.2	Best Practices				
7.2.1	Describe any one best practice followed by the Department / Cell / Body / Committee / Club/Unit	QIM	30	3	90
7.2	Best Practices		30	3	90
7.3	Institutional Distinctiveness				
7.3.1	Describe/Explain the performance the Department in one area distinctive to its Vision, Priority & Thrust	QIM	20	3	60
7.3	Institutional Distinctiveness		20	3	60
Criterion VII – Institutional Values and Best Practices			76	2.22	169
	Criteria-wise Assessment		Weight age (W)	Score	Wtd Grade Point (WGP)
1	Curricular Aspects		150.00	2.60	390.00
2	Teaching, Learning & Evaluation		235.00	2.61	612.50
3	Research, Innovation & Extension		134.00	0.63	85.00
4	Infrastructure & Learning resources		25.00	1.60	40.00
5	Student Support & Progression		59.00	0.81	48.00
6	Governance, Leadership & Management		12.00	2.83	34.00
7	Institutional values & Best Practices		76.00	2.22	169.00
Overall:-			691.00	1.99	1378.50





Department / Cell : Economics

Academic and Administrative Audit - 18.10.2019

Strengths and Weaknesses

Strengths :

- Curriculum Design and Development
- Feedback System
- Student Satisfaction Survey
- Catering to Student Diversity
- Faculty Empowerment Strategies
- Best Practices
- Institutional Distinctiveness

Weaknesses :

- Curriculum Enrichment
- Institutional Values and Social Responsibilities
- Student Progression
- Extension Activities
- Collaboration
- Student Support
- Innovation Ecosystem
- Promotion of Research and Facilities
- Consultancy





Scott Christian College (Autonomous), Nagercoil - 3


INTERNAL QUALITY ASSURANCE CELL



ACADEMIC & ADMINISTRATIVE AUDIT 2018 – 2019

GRADE

DEPARTMENT OF COMMERCE



Department / Cell : Commerce

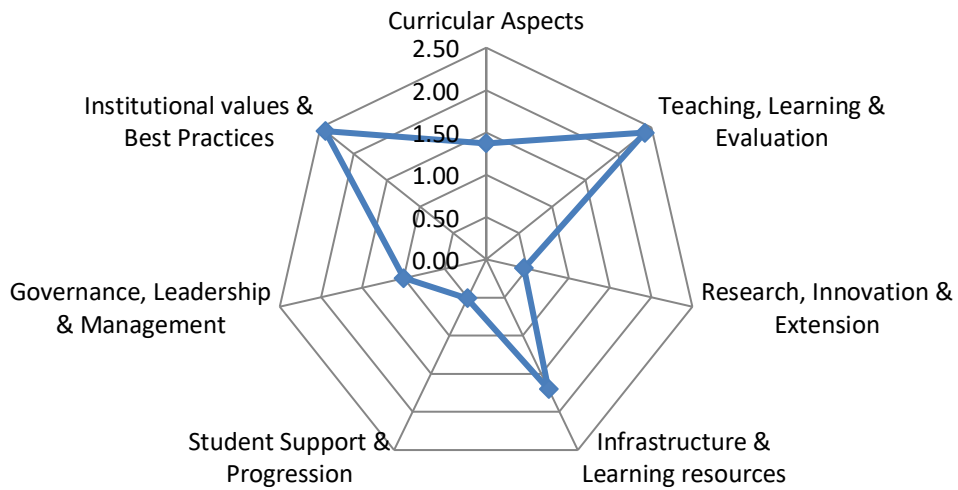
Academic and Administrative Audit - 18.10.2019

No	Criteria	Weightage (W1)	Weighted Grade Point (CrWGP _i)	Grade Point Averages (CrWGP _i /W _i)
1	Curricular Aspects	150	205.0	1.37
2	Teaching, Learning & Evaluation	235	563.0	2.40
3	Research, Innovation & Extension	134	62.0	0.46
4	Infrastructure & Learning resources	25	42.5	1.70
5	Student Support & Progression	59	30.0	0.51
6	Governance, Leadership & Management	12	12.0	1.00
7	Institutional values & Best Practices	76	185.0	2.43
	Total	691	1099.5	1.59
CGPA : 1.59				
Grade : C				

Dean IQAC

Principal

Criteria wise Radar Graph (GPA)

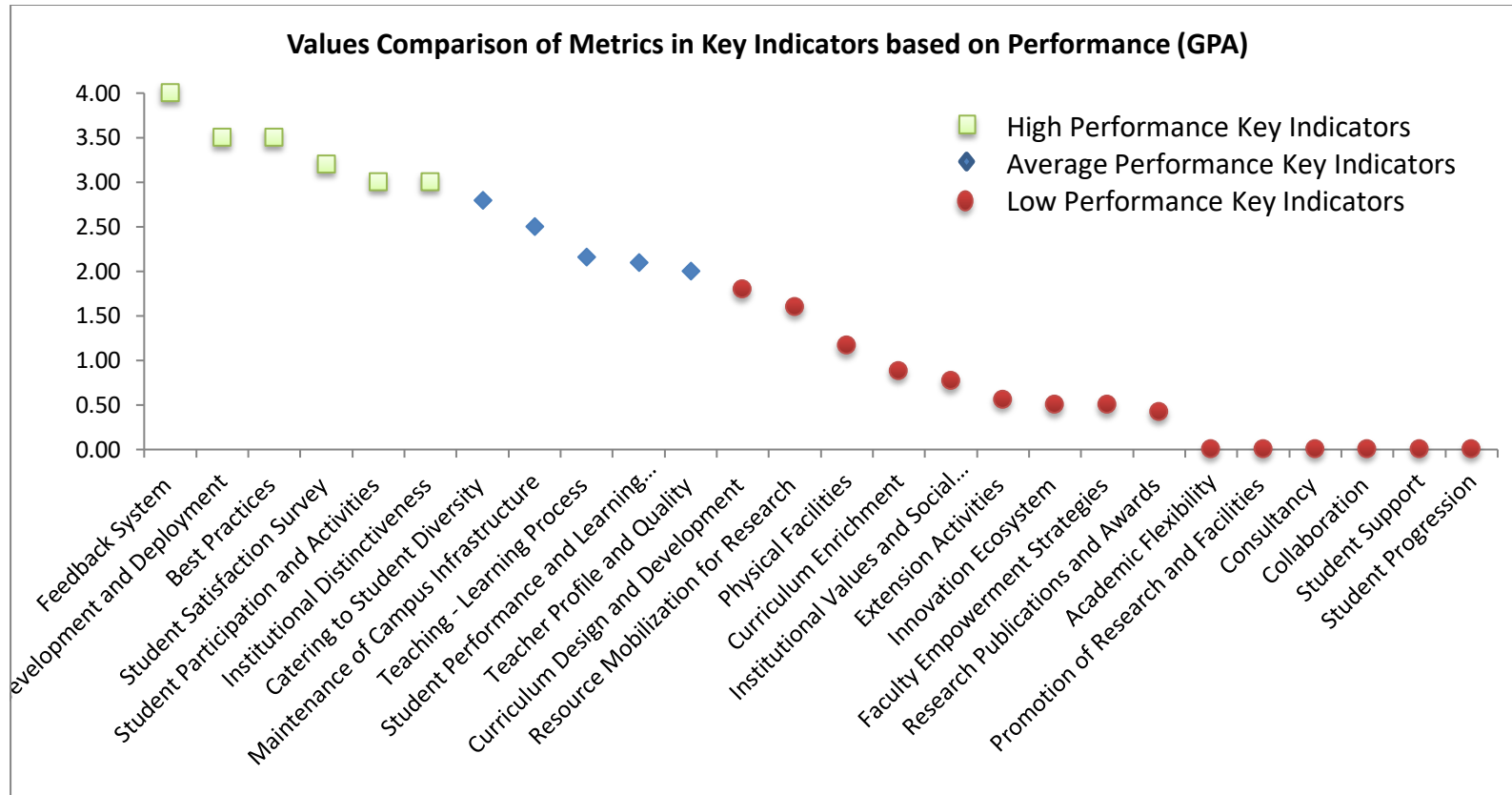


Department / Cell : Commerce

Academic and Administrative Audit - 18.10.2019

No	Criteria and Key Indicators	Key Indicator Weightage (W _i)	Key Indicator Wise Weighted Grade Points (KIWGP) _i	Grade Point Averages (CrWGPI/W _i)
Criterion I – Curricular Aspects				
1.1	Curriculum Design and Development	50	90.0	1.80
1.2	Academic Flexibility	40	0.0	0.00
1.3	Curriculum Enrichment	40	35.0	0.88
1.4	Feedback System	20	80.0	4.00
	Total	150	205.0	1.37
Criterion II – Teaching-Learning and Evaluation				
2.2	Catering to Student Diversity	25	70.0	2.80
2.3	Teaching - Learning Process	50	108.0	2.16
2.4	Teacher Profile and Quality	60	120.0	2.00
2.6	Student Performance and Learning Outcomes	50	105.0	2.10
2.7	Student Satisfaction Survey	50	160.0	3.20
	Total	235	563.0	2.40
Criterion III – Research, Innovations and Extension				
3.1	Promotion of Research and Facilities	6	0.0	0.00
3.2	Resource Mobilization for Research	10	16.0	1.60
3.3	Innovation Ecosystem	20	10.0	0.50
3.4	Research Publications and Awards	19	8.0	0.42
3.5	Consultancy	9	0.0	0.00

No	Criteria and Key Indicators	Key Indicator Weightage (W _i)	Key Indicator Wise Weighted Grade Points (KIWGP) _i	Grade Point Averages (CrWGPI/W _i)
3.6	Extension Activities	50	28.0	0.56
3.7	Collaboration	20	0.0	0.00
	Total	134	62.0	0.46
Criterion IV – Infrastructure and Learning Resources				
4.1	Physical Facilities	15	17.5	1.17
4.4	Maintenance of Campus Infrastructure	10	25.0	2.50
	Total	25	42.5	1.70
Criterion V - Student Support and Progression				
5.1	Student Support	19	0.0	0.00
5.2	Student Progression	30	0.0	0.00
5.3	Student Participation and Activities	10	30.0	3.00
	Total	59	30.0	0.51
Criterion VI – Governance, Leadership and Management				
6.2	Strategy Development and Deployment	2	7.0	3.50
6.3	Faculty Empowerment Strategies	10	5.0	0.50
	Total	12	12.0	1.00
Criterion VII – Institutional Values and Best Practices				
7.1	Institutional Values and Social Responsibilities	26	20.0	0.77
7.2	Best Practices	30	105.0	3.50
7.3	Institutional Distinctiveness	20	60.0	3.00
	Total	76	185.0	2.43
	Grand Total	691	1099.5	1.59





Scott Christian College (Autonomous), Nagercoil - 3

AAA 2018 - 2019 - Assessment Sheet

Department of Commerce



Qualitative & Quantitative Metrics

Metric	Parameter	QIM/ QnM	Weight age	Score	Wtd. Score
	Criterion I – Curricular Aspects				
1.1	Curriculum Design and Development				
1.1.1	Curricula developed/adopted having Learning Outcomes including Programme Outcomes (Pos), Programme specific outcomes (PSOs) and Course Outcomes (COs) for all the UG, PG and M.Phil programmes offered by the Department and mapped them with syllabus properly.	QIM	20	3	60
1.1.2	List of Programmes where syllabus revision was carried out during 2018-2019	QnM	20	0	0
1.1.3	Courses having focus on employability/ entrepreneurship/ skill development during 2018 - 2019	QnM	10	3	30
1.1	Curriculum Design and Development		50	1.8	90
1.2	Academic Flexibility				
1.2.1	New courses introduced of the total number of courses across all programs offered during 2018 – 2019.	QnM	20	0	0
1.2.2	Programs in which Choice Based Credit System (CBCS)/elective course system has been implemented (2018-19)	QnM	20	0	0
1.2	Academic Flexibility		40	0	0
1.3	Curriculum Enrichment				
1.3.1	List of courses whose syllabus integrate Cross cutting Issues related to Gender/ Environment & Sustainability/Human Values & Professional Ethics.	QIM	10	3.5	35
1.3.2	List of Value-added courses imparting transferable and life skills offered during 2018-2019 with details of the students	QnM	10	0	0

1.3.3	List of Value-added courses imparting transferable and life skills offered during 2018-2019 with details of the students	QnM	10	0	0
1.3.4	Details of students undertaking field projects / internships (2018 - 2019)	QnM	10	0	0
1.3	Curriculum Enrichment		40	0.88	35
1.4	Feedback System				
1.4.1	Structured feedback received from: 1) Students, 2) Teachers, 3) Employers, 4) Alumni 5) Parents, for design and review of syllabus - Semester wise /year wise (<i>Weightage: 10 QnM</i>) Options: A. Any 4 of the above B. Any 3 of the above C. Any 2 of the above D. Any 1 of the above E. None of the above	QnM	10	4	40
1.4.2	Feedback processes of the institution may be classified as follows: A) Feedback collected, analysed and action taken and feedback available on website B) Feedback collected, analysed and action has been taken C) Feedback collected and analysed D) Feedback collected E) Feedback not collected	QnM	10	4	40
1.4	Feedback System		20	4	80
Criterion I – Curricular Aspects			150	1.37	205
Criterion II – Teaching-Learning and Evaluation					
2.2	Catering to Student Diversity				
2.2.1	<i>The institution assesses the learning levels of the students, after admission and organises special programs for advanced learners and slow learners</i>	QIM	10	2.5	25
2.2.2	<i>Student - Full time teacher ratio(current year data)</i>	QnM	15	3	45
2.2	Catering to Student Diversity		25	2.8	70
2.3	Teaching - Learning Process				
2.3.1	<i>Student centric methods, such as experiential learning, participative learning and problem solving methodologies are used for enhancing learning experiences</i>	QIM	20	3	60
2.3.2	Teachers using ICT for effective teaching with Learning Management Systems (LMS), E-learning resources etc. (2018 - 2019)	QnM	10	0	0
2.3.3	Ratio of students to mentor for academic and stress related issues (current year data)	QnM	10	2	20
2.3.4	<i>Preparation and adherence to Academic Calendar and Teaching plans by the institution</i>	QIM	10	2.8	28
2.3	Teaching - Learning Process		50	2.16	108
2.4	Teacher Profile and Quality				

2.4.1	Full time teachers against sanctioned posts during 2018-2019 (10) & 2.4.3 Teaching experience of full time teachers in number of years	QnM	10	4	40
2.4.2	Full time teachers with Ph.D. during 2018-2019	QnM	20	4	80
2.4.3	Teaching experience of full time teachers in number of years (current year data)	QnM	10	0	0
2.4.4	Full time teachers who received awards, recognition, fellowships at State, National, International level from Government, recognised bodies during 2018-2019 (10) & for 3.4.2 The institution provides incentives to teachers who receive state, national and international recognition/awards	QnM	10	0	0
2.4.5	Full time teachers from other States against sanctioned posts during 2018-2019	QnM	10	0	0
2.4	Teacher Profile and Quality		60	2	120
2.6	Student Performance and Learning Outcomes				
2.6.1	i) Provide the web link displaying Programme Outcomes(PO)/Programme Specific Outcomes (PSO) / Course Outcomes (CO) for all programmes offered by the Department.	QIM	20	3.5	70
2.6.2	Evaluation of attainment of PO, PSO & CO	QIM	10	3.5	35
2.6.3	Passed out details of final year students	QnM	20	0	0
2.6	Student Performance and Learning Outcomes		50	2.1	105
2.7	Student Satisfaction Survey				
2.7.1	Online student satisfaction survey (SSS) regarding to teaching learning process.	QnM	50	3.2	160
2.7	Student Satisfaction Survey		50	3.2	160
Criterion II – Teaching-Learning and Evaluation			235	2.4	563
Criterion III – Research, Innovations and Extension					
3.1	Promotion of Research and Facilities				
3.1.3	Number of teachers awarded international fellowship for advanced studies/ research during 2018-2019	QnM	6	0	0
3.1	Promotion of Research and Facilities		6	0	0
3.2	Resource Mobilization for Research				
3.2.1	Grants for research projects sponsored by the government, non-government sources such as industry, corporate houses, international bodies, endowments, Chairs in the institution during 2018-2019	QnM	3	0	0
3.2.2	Number of research centers recognized by Institution and National/International Bodies	QnM	2	4	8
3.2.3	Teachers recognised as research guides	QnM	2	4	8

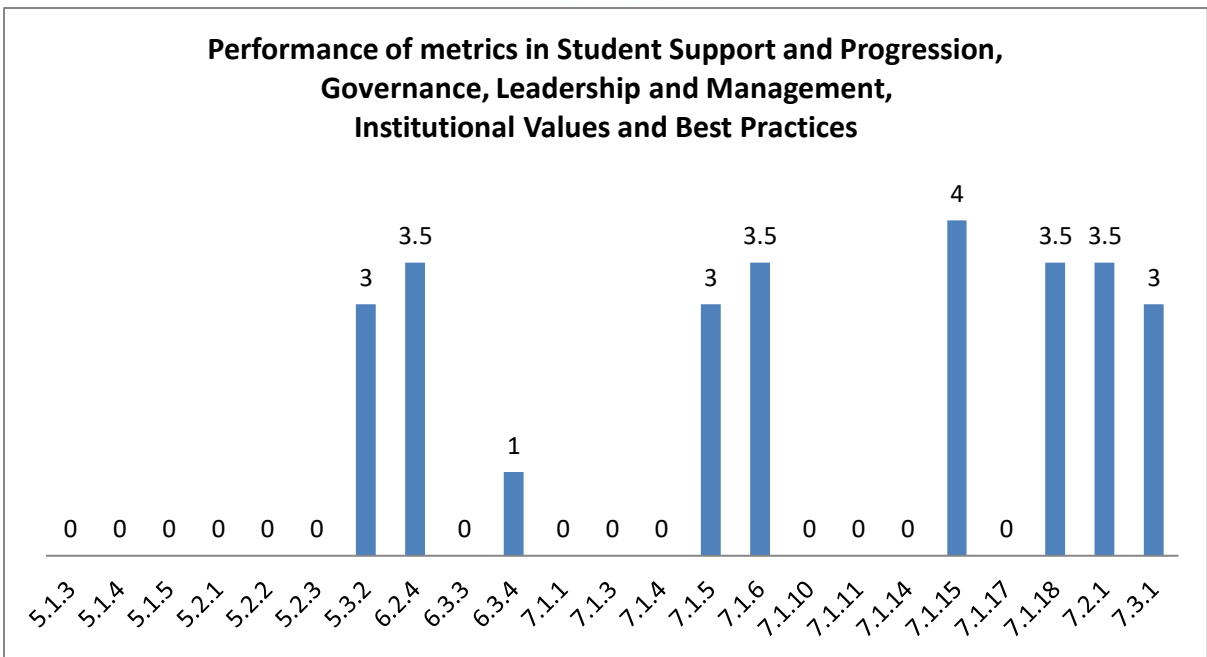
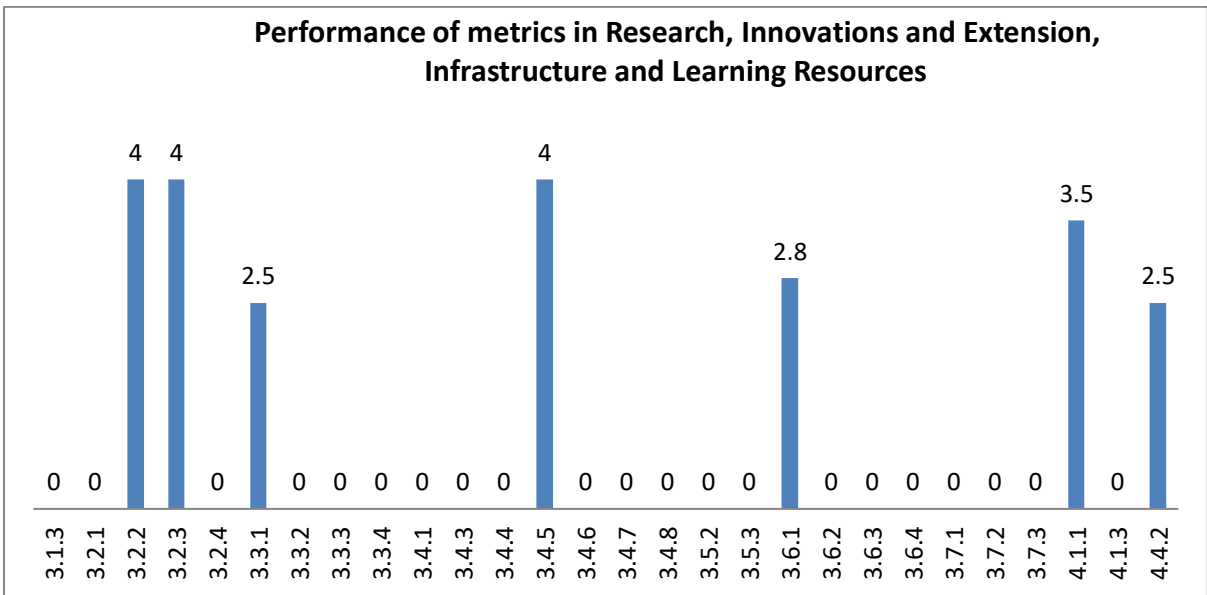
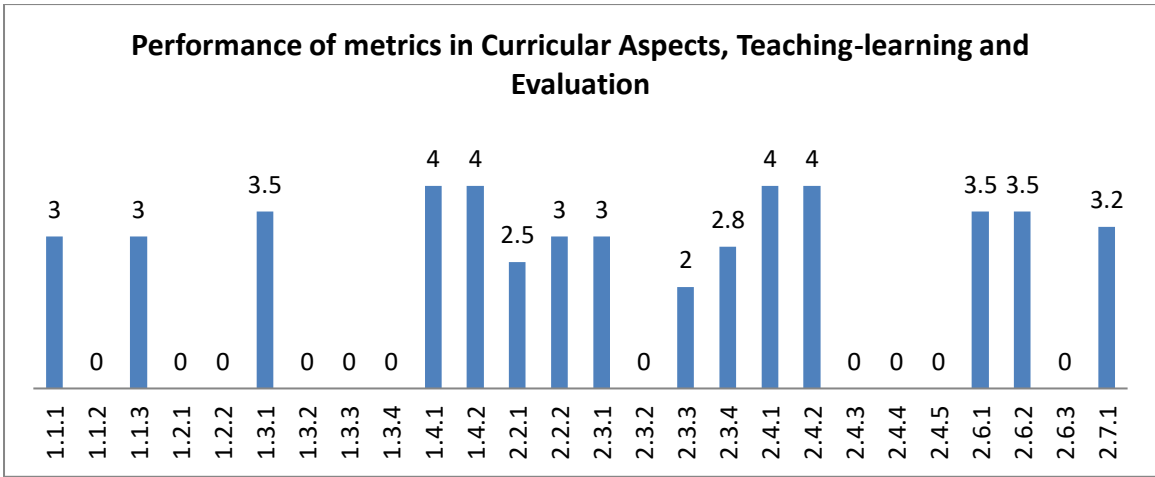
3.2.4	Number of research projects per teacher funded by government and non-government agencies during 2018-2019	QnM	3	0	0
3.2	Resource Mobilization for Research		10	1.6	16
3.3	Innovation Ecosystem				
3.3.1	What are the innovation done by the Department / Club including Incubation Centre and other initiatives for creation and transfer of knowledge?	QIM	4	2.5	10
3.3.2	Number of workshops/seminars conducted on Intellectual Property Rights (IPR) and Industry-Academia Innovative practices during 2018-2019	QnM	6	0	0
3.3.3	Number of awards for innovation won by institution/teachers/research scholars/students during 2018-2019	QnM	5	0	0
3.3.4	Number of start-ups incubated on campus during 2018-2019	QnM	5	0	0
3.3	Innovation Ecosystem		20	0.5	10
3.4	Research Publications and Awards				
3.4.1	The institution has a stated Code of Ethics to check malpractices and plagiarism in Research	QnM	1	0	0
3.4.3	Number of Patents published/awarded during 2018-2019	QnM	4	0	0
3.4.4	Number of Ph.D.s awarded per teacher during 2018-2019	QnM	4	0	0
3.4.5	Number of research papers per teacher in the Journals notified on UGC website during 2018-2019	QnM	2	4	8
3.4.6	Number of books and chapters in edited volumes / books published, and papers in national/international conference - proceedings per teacher during 2018-2019	QnM	5	0	0
3.4.7	Bibliometrics of the publications during 2018-2019 based on average citation index in Scopus/ Web of Science or Pub Med/ Indian Citation Index	QnM	2	0	0
3.4.8	Bibliometrics of the publications during 2018-19 based on Scopus/ Web of Science – h-index of the Department	QnM	1	0	0
3.4	Research Publications and Awards		19	0.42	8
3.5	Consultancy				

3.5.2	Revenue generated from consultancy during 2018-2019	QnM	6	0	0
3.5.3	Revenue generated from corporate training by the Department during 2018-2019	QnM	3	0	0
3.5	Consultancy		9	0	0
3.6	Extension Activities				
3.6.1	What are the Extension activities in the neighborhood community in terms of impact and sensitizing students to social issues and holistic development during 2018-2019?	QIM	10	2.8	28
3.6.2	Number of awards and recognition received for extension activities from Government /recognized bodies during 2018 - 19	QnM	15	0	0
3.6.3	Number of extension and outreach Programmes conducted in collaboration with industry, community and Non- Government Organizations through NSS/NCC/Red cross/YRC etc., during 2018-2019	QnM	15	0	0
3.6.4	Students participating in extension activities with Government Organizations, Non-Government Organizations and Programmes such as Swachh Bharat, Aids Awareness, Gender Issue, etc. during 2018-2019	QnM	10	0	0
3.6	Extension Activities		50	0.56	28
3.7	Collaboration				
3.7.1	Number of Collaborative activities for research, faculty exchange, student exchange	QnM	5	0	0
3.7.2	Number of linkages with institutions/industries for internship, on-the-job training, project work, sharing of research facilities etc. during 2018-2019	QnM	10	0	0
3.7.3	Number of functional MoUs with institutions of national, international importance, other universities, industries, corporate houses etc. during 2018-2019	QnM	5	0	0
3.7	Collaboration		20	0	0
Criterion III – Research, Innovations and Extension			134	0.46	62
Criterion IV – Infrastructure and Learning Resources					
4.1	Physical Facilities				
4.1.1	<i>The institution has adequate facilities for teaching – learning, viz., classrooms, laboratories, computing equipment, etc.</i>	QIM	5	3.5	17.5

4.1.3	<i>Percentage of classrooms and seminar halls with ICT – enabled facilities such as smart class, LMS, etc.</i>	QnM	10	0	0
4.1	Physical Facilities		15	1.17	17.5
4.4	Maintenance of Campus Infrastructure				
4.4.2	Provide the Service/Maintenance Record	QIM	10	2.5	25
4.4	Maintenance of Campus Infrastructure		10	2.5	25
Criterion IV – Infrastructure and Learning Resources			25	1.7	42.5
Criterion V - Student Support and Progression					
5.1	Student Support				
5.1.3	<i>Number of capability enhancement and development schemes 1. Guidance for competitive examinations, 2. Career Counselling, 3. Softskill development, 4. Remedial coaching 5. Language lab, 6. Bridge courses 7. Yoga and Meditation 8. Personal Counselling Options: A. 7 or more of the above B. Any 6 of the above V. Any 5 of the above D. Any 4 of the above E. ≤ 3 of the above (Opt one)</i>	QnM	9	0	0
5.1.4	Students benefited by guidance for competitive examinations and career counseling offered by the institution during 2018-2019	QnM	8	0	0
5.1.5	Students benefited by Vocational Education and Training (VET) during 2018-2019	QnM	2	0	0
5.1	Student Support		19	0	0
5.2	Student Progression				
5.2.1	Placement of outgoing students during 2018-2019	QnM	10	0	0
5.2.2	Student progression to higher education (previous graduating batch i.e., 2018 - 2019)	QnM	10	0	0
5.2.3	Students qualifying in state/ national/ international level examinations during 2018-2019 (eg: NET/ SLET/GATE/GMAT /CAT, GRE/TOFEL/Civil Services/State government examinations)	QnM	10	0	0
5.2	Student Progression		30	0	0
5.3	Student Participation and Activities				
5.3.2	<i>Presence of an active Student Council & representation of students on academic & administrative bodies/committees</i>	QIM	10	3	30
5.3	Student Participation and Activities		10	3	30
Criterion V - Student Support and Progression			59	0.51	30

	Criterion VI – Governance, Leadership and Management				
6.2	Strategy Development and Deployment				
6.2.4	Minutes of Meetings and action taken reports of Associations /Cells / Bodies / Committees /Clubs etc	QIM	2	3.5	7
6.2	Strategy Development and Deployment		2	3.5	7
6.3	Faculty Empowerment Strategies				
6.3.3	Number of professional development / administrative training Programmes organized by the Institution for teaching and non teaching staff during 2018-2019	QnM	5	0	0
6.3.4	Teachers attending professional development Programmes, viz., Orientation Programme, Refresher Course, Short Term Course, Faculty Development Programmes during 2018-2019	QnM	5	1	5
6.3	Faculty Empowerment Strategies		10	0.5	5
	Criterion VI – Governance, Leadership and Management		12	1	12
	Criterion VII – Institutional Values and Best Practices				
7.1	Institutional Values and Social Responsibilities				
7.1.1	Number of gender equity promotion Programmes organized by the department/club/cell/ unit during 2018-2019	QnM	5	0	0
7.1.3	Environmental Consciousness and Sustainability Alternate Energy initiatives such as: Power requirement of the Department met by the renewable energy sources	QnM	1	0	0
7.1.4	Annual lighting power requirements met through LED bulbs	QnM	1	0	0
7.1.5	Waste Management steps including: a) Solid waste management b) Liquid waste management c) E-waste management	QIM	3	3	9
7.1.6	Rain water harvesting structures and utilization	QIM	1	3.5	3.5
7.1.10	Number of specific initiatives to address locational advantages and disadvantages during 2018-2019	QnM	5	0	0
7.1.11	Number of initiatives taken to engage with and contribute to local community during 2018-2019	QnM	5	0	0

7.1.14	The Department plans and organizes appropriate activities to increase consciousness about national identities and symbols; Fundamental Duties and Rights of Indian citizens and other constitutional obligations (Yes/No)	QnM	1	0	0
7.1.15	The Department offers a course on Human Values and professional ethics (Yes/No)	QnM	1	4	4
7.1.17	Number of activities conducted for promotion of universal values (Truth, Righteous conduct, Love, Non-Violence and peace); national values, human values, national integration, communal harmony and social cohesion as well as for observance of fundamental duties during 2018-2019	QnM	2	0	0
7.1.18	Institution organizes national festivals and birth / death anniversaries of the great Indian personalities.	QIM	1	3.5	3.5
7.1	Institutional Values and Social Responsibilities		26	0.77	20
7.2	Best Practices				
7.2.1	Describe any one best practice followed by the Department / Cell / Body / Committee / Club/Unit	QIM	30	3.5	105
7.2	Best Practices		30	3.5	105
7.3	Institutional Distinctiveness				
7.3.1	Describe/Explain the performance the Department in one area distinctive to its Vision, Priority & Thrust	QIM	20	3	60
7.3	Institutional Distinctiveness		20	3	60
Criterion VII – Institutional Values and Best Practices			76	2.43	185
	Criteria-wise Assessment		Weight age (W)	Score	Wtd Grade Point (WGP)
1	Curricular Aspects		150.00	1.37	205.00
2	Teaching, Learning & Evaluation		235.00	2.40	563.00
3	Research, Innovation & Extension		134.00	0.46	62.00
4	Infrastructure & Learning resources		25.00	1.70	42.50
5	Student Support & Progression		59.00	0.51	30.00
6	Governance, Leadership & Management		12.00	1.00	12.00
7	Institutional values & Best Practices		76.00	2.43	185.00
Overall:-			691.00	1.59	1099.50



Department / Cell : Commerce

Academic and Administrative Audit - 18.10.2019

Strengths and Weaknesses

Strengths :

- Feedback System
- Strategy Development and Deployment
- Best Practices
- Student Satisfaction Survey
- Student Participation and Activities
- Institutional Distinctiveness

Weaknesses :

- Curriculum Enrichment
- Institutional Values and Social Responsibilities
- Extension Activities
- Innovation Ecosystem
- Faculty Empowerment Strategies
- Research Publications and Awards
- Academic Flexibility
- Promotion of Research and Facilities
- Consultancy
- Collaboration
- Student Support
- Student Progression






Scott Christian College (Autonomous), Nagercoil - 3
INTERNAL QUALITY ASSURANCE CELL



ACADEMIC & ADMINISTRATIVE AUDIT 2018 – 2019

GRADE

DEPARTMENT OF MATHEMATICS



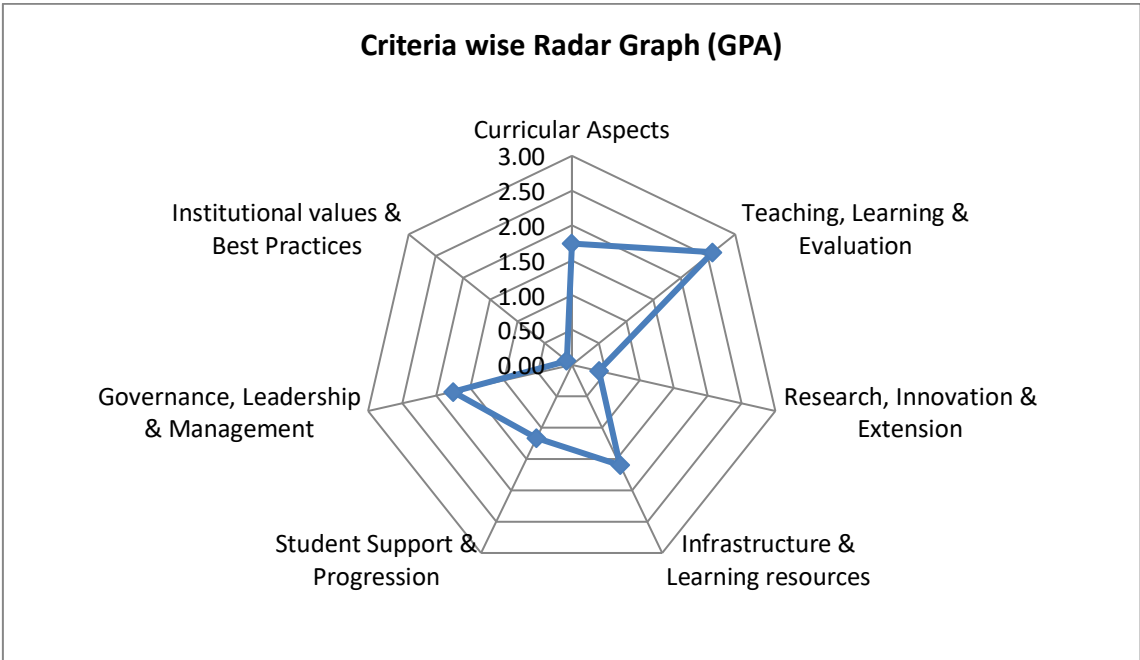
Department / Cell : Mathematics

Academic and Administrative Audit - 18.10.2019

No	Criteria	Weightage (W1)	Weighted Grade Point (CrWGP _i)	Grade Point Averages (CrWGP _i /W _i)
1	Curricular Aspects	150	261.0	1.74
2	Teaching, Learning & Evaluation	235	609.5	2.59
3	Research, Innovation & Extension	134	54.0	0.40
4	Infrastructure & Learning resources	25	40.0	1.60
5	Student Support & Progression	59	69.0	1.17
6	Governance, Leadership & Management	12	21.0	1.75
7	Institutional values & Best Practices	76	7.0	0.09
	Total	691	1061.5	1.54
CGPA : 1.54				
Grade : C				

Dean IQAC

Principal

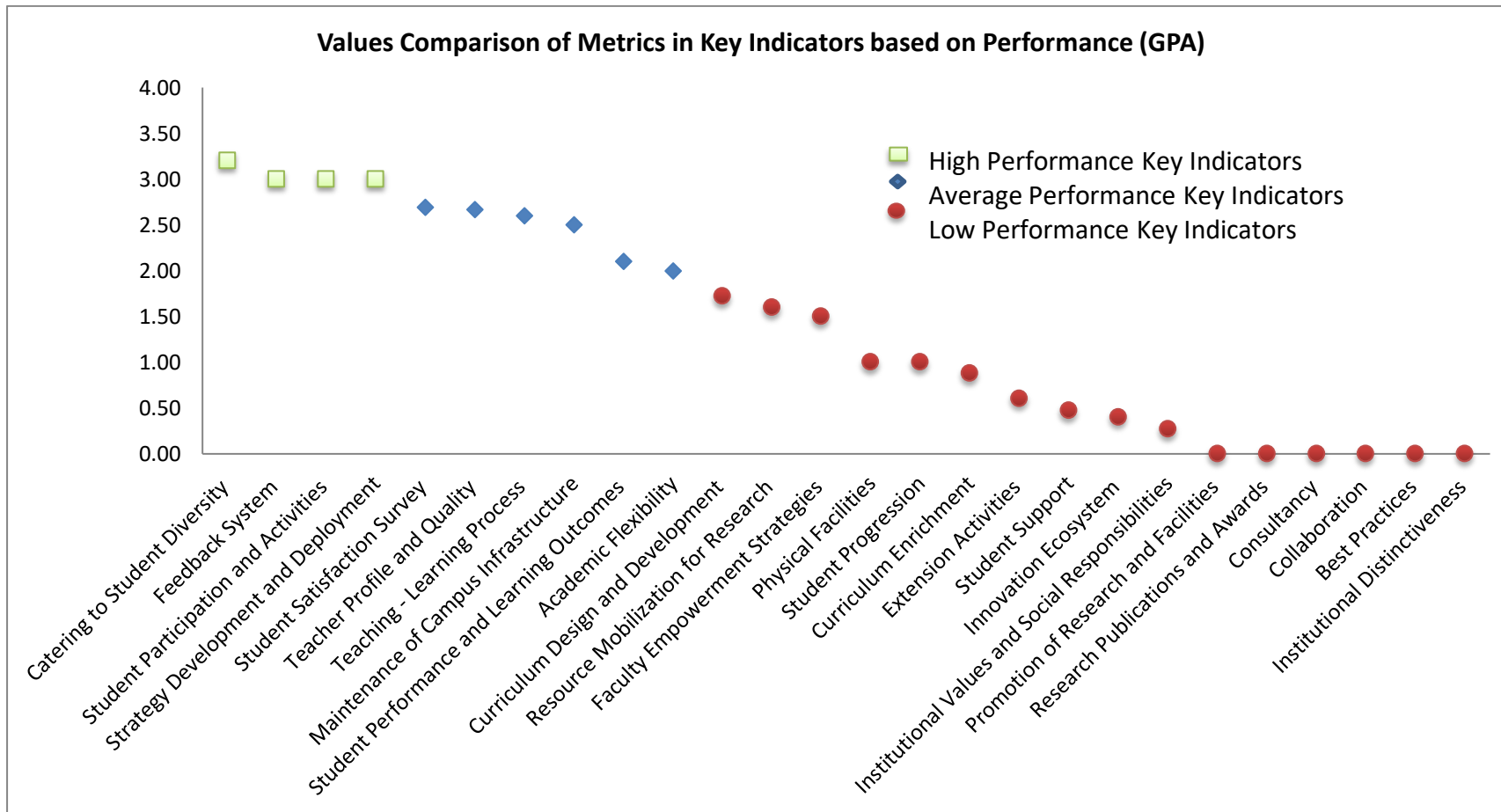


Department / Cell : Mathematics

Academic and Administrative Audit - 18.10.2019

No	Criteria and Key Indicators	Key Indicator Weightage (W _i)	Key Indicator Wise Weighted Grade Points (KIWGP) _i	Grade Point Averages (CrWGPi/Wi)
Criterion I – Curricular Aspects				
1.1	Curriculum Design and Development	50	86.0	1.72
1.2	Academic Flexibility	40	80.0	2.00
1.3	Curriculum Enrichment	40	35.0	0.88
1.4	Feedback System	20	60.0	3.00
	Total	150	261.0	1.74
Criterion II – Teaching-Learning and Evaluation				
2.2	Catering to Student Diversity	25	80.0	3.20
2.3	Teaching - Learning Process	50	130.0	2.60
2.4	Teacher Profile and Quality	60	160.0	2.67
2.6	Student Performance and Learning Outcomes	50	105.0	2.10
2.7	Student Satisfaction Survey	50	134.5	2.69
	Total	235	609.5	2.59
Criterion III – Research, Innovations and Extension				
3.1	Promotion of Research and Facilities	6	0.0	0.00
3.2	Resource Mobilization for Research	10	16.0	1.60
3.3	Innovation Ecosystem	20	8.0	0.40
3.4	Research Publications and Awards	19	0.0	0.00
3.5	Consultancy	9	0.0	0.00

No	Criteria and Key Indicators	Key Indicator Weightage (W _i)	Key Indicator Wise Weighted Grade Points (KIWGP);	Grade Point Averages (CrWGPI/W _i)
3.6	Extension Activities	50	30.0	0.60
3.7	Collaboration	20	0.0	0.00
	Total	134	54.0	0.40
Criterion IV – Infrastructure and Learning Resources				
4.1	Physical Facilities	15	15.0	1.00
4.4	Maintenance of Campus Infrastructure	10	25.0	2.50
	Total	25	40.0	1.60
Criterion V - Student Support and Progression				
5.1	Student Support	19	9.0	0.47
5.2	Student Progression	30	30.0	1.00
5.3	Student Participation and Activities	10	30.0	3.00
	Total	59	69.0	1.17
Criterion VI – Governance, Leadership and Management				
6.2	Strategy Development and Deployment	2	6.0	3.00
6.3	Faculty Empowerment Strategies	10	15.0	1.50
	Total	12	21.0	1.75
Criterion VII – Institutional Values and Best Practices				
7.1	Institutional Values and Social Responsibilities	26	7.0	0.27
7.2	Best Practices	30	0.0	0.00
7.3	Institutional Distinctiveness	20	0.0	0.00
	Total	76	7.0	0.09
	Grand Total	691	1061.5	1.54





Scott Christian College (Autonomous), Nagercoil - 3

AAA 2018 - 2019 - Assessment Sheet

Department of Mathematics

Qualitative & Quantitative Metrics



Metric	Parameter	QIM/ QnM	Weight age	Score	Wtd. Score
	Criterion I – Curricular Aspects				
1.1	Curriculum Design and Development				
1.1.1	Curricula developed/adopted having Learning Outcomes including Programme Outcomes (Pos), Programme specific outcomes (PSOs) and Course Outcomes (COs) for all the UG, PG and M.Phil programmes offered by the Department and mapped them with syllabus properly.	QIM	20	2.8	56
1.1.2	List of Programmes where syllabus revision was carried out during 2018-2019	QnM	20	0	0
1.1.3	Courses having focus on employability/ entrepreneurship/ skill development during 2018 - 2019	QnM	10	3	30
1.1	Curriculum Design and Development		50	1.72	86
1.2	Academic Flexibility				
1.2.1	New courses introduced of the total number of courses across all programs offered during 2018 – 2019.	QnM	20	0	0
1.2.2	Programs in which Choice Based Credit System (CBCS)/elective course system has been implemented (2018-19)	QnM	20	4	80
1.2	Academic Flexibility		40	2	80
1.3	Curriculum Enrichment				
1.3.1	List of courses whose syllabus integrate Cross cutting Issues related to Gender/ Environment & Sustainability/Human Values & Professional Ethics.	QIM	10	3.5	35
1.3.2	List of Value-added courses imparting transferable and life skills offered during 2018-2019 with details of the students	QnM	10	0	0

1.3.3	List of Value-added courses imparting transferable and life skills offered during 2018-2019 with details of the students	QnM	10	0	0
1.3.4	Details of students undertaking field projects / internships (2018 - 2019)	QnM	10	0	0
1.3	Curriculum Enrichment		40	0.88	35
1.4	Feedback System				
1.4.1	Structured feedback received from: 1) Students, 2) Teachers, 3) Employers, 4) Alumni 5) Parents, for design and review of syllabus - Semester wise /year wise (Weightage: 10 QnM) Options: A. Any 4 of the above B. Any 3 of the above C. Any 2 of the above D. Any 1 of the above E. None of the above	QnM	10	3	30
1.4.2	Feedback processes of the institution may be classified as follows: A) Feedback collected, analysed and action taken and feedback available on website B) Feedback collected, analysed and action has been taken C) Feedback collected and analysed D) Feedback collected E) Feedback not collected	QnM	10	3	30
1.4	Feedback System		20	3	60
Criterion I – Curricular Aspects			150	1.74	261
Criterion II – Teaching-Learning and Evaluation					
2.2	Catering to Student Diversity				
2.2.1	The institution assesses the learning levels of the students, after admission and organises special programs for advanced learners and slow learners	QIM	10	2	20
2.2.2	Student - Full time teacher ratio(current year data)	QnM	15	4	60
2.2	Catering to Student Diversity		25	3.2	80
2.3	Teaching - Learning Process				
2.3.1	Student centric methods, such as experiential learning, participative learning and problem solving methodologies are used for enhancing learning experiences	QIM	20	3	60
2.3.2	Teachers using ICT for effective teaching with Learning Management Systems (LMS), E-learning resources etc. (2018 - 2019)	QnM	10	0	0
2.3.3	Ratio of students to mentor for academic and stress related issues (current year data)	QnM	10	4	40
2.3.4	Preparation and adherence to Academic Calendar and Teaching plans by the institution	QIM	10	3	30
2.3	Teaching - Learning Process		50	2.6	130

2.4	Teacher Profile and Quality				
2.4.1	Full time teachers against sanctioned posts during 2018-2019 (10) & 2.4.3 Teaching experience of full time teachers in number of years	QnM	10	4	40
2.4.2	Full time teachers with Ph.D. during 2018-2019	QnM	20	4	80
2.4.3	Teaching experience of full time teachers in number of years (current year data)	QnM	10	4	40
2.4.4	Full time teachers who received awards, recognition, fellowships at State, National, International level from Government, recognised bodies during 2018-2019 (10) & for 3.4.2 The institution provides incentives to teachers who receive state, national and international recognition/awards	QnM	10	0	0
2.4.5	Full time teachers from other States against sanctioned posts during 2018-2019	QnM	10	0	0
2.4	Teacher Profile and Quality		60	2.67	160
2.6	Student Performance and Learning Outcomes				
2.6.1	i) Provide the web link displaying Programme Outcomes(PO)/Programme Specific Outcomes (PSO) / Course Outcomes (CO) for all programmes offered by the Department.	QIM	20	3	60
2.6.2	Evaluation of attainment of PO, PSO & CO	QIM	10	2.5	25
2.6.3	Passed out details of final year students	QnM	20	1	20
2.6	Student Performance and Learning Outcomes		50	2.1	105
2.7	Student Satisfaction Survey				
2.7.1	Online student satisfaction survey (SSS) regarding to teaching learning process.	QnM	50	2.69	134.5
2.7	Student Satisfaction Survey		50	2.69	134.5
Criterion II – Teaching-Learning and Evaluation			235	2.59	609.5
Criterion III – Research, Innovations and Extension					
3.1	Promotion of Research and Facilities				
3.1.3	Number of teachers awarded international fellowship for advanced studies/ research during 2018-2019	QnM	6	0	0
3.1	Promotion of Research and Facilities		6	0	0
3.2	Resource Mobilization for Research				
3.2.1	Grants for research projects sponsored by the government, non-government sources such as industry, corporate houses, international bodies, endowments, Chairs in the institution during 2018-2019	QnM	3	0	0
3.2.2	Number of research centers recognized by Institution and National/International Bodies	QnM	2	4	8
3.2.3	Teachers recognised as research guides	QnM	2	4	8

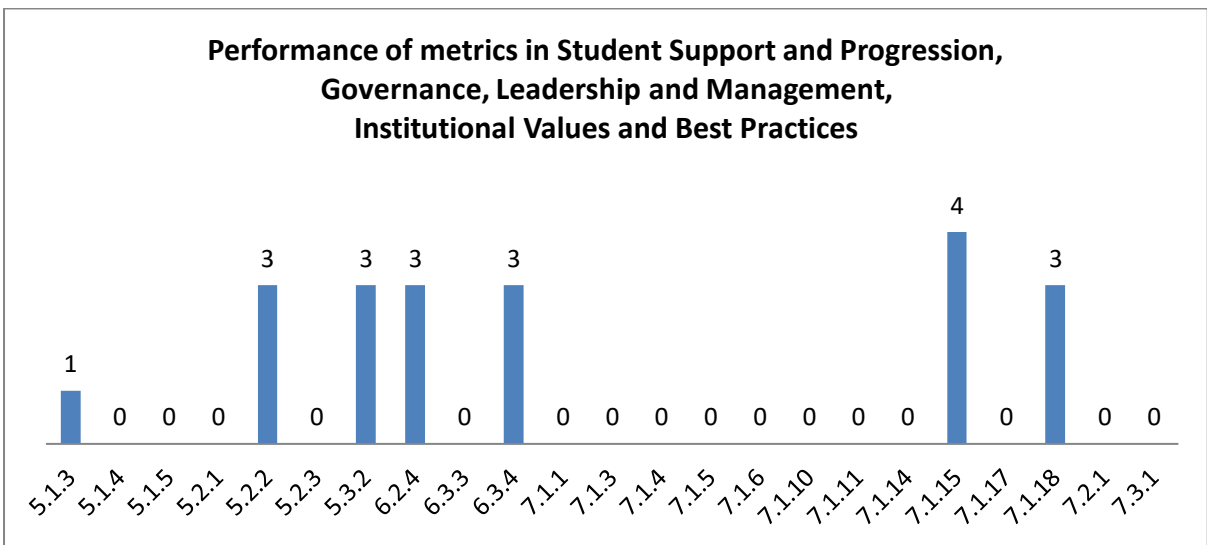
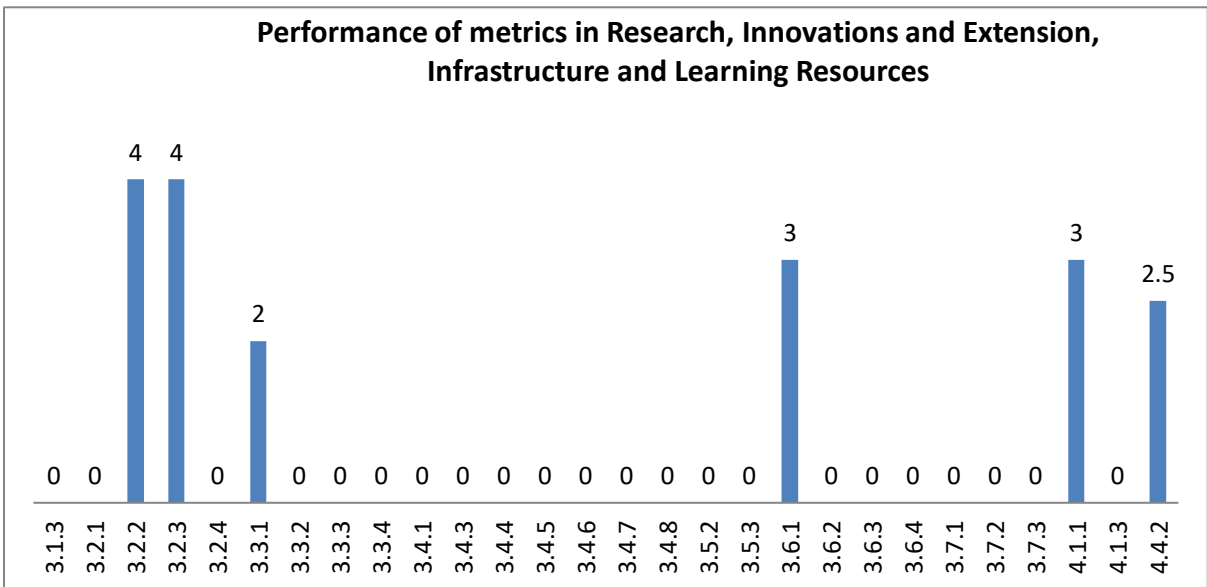
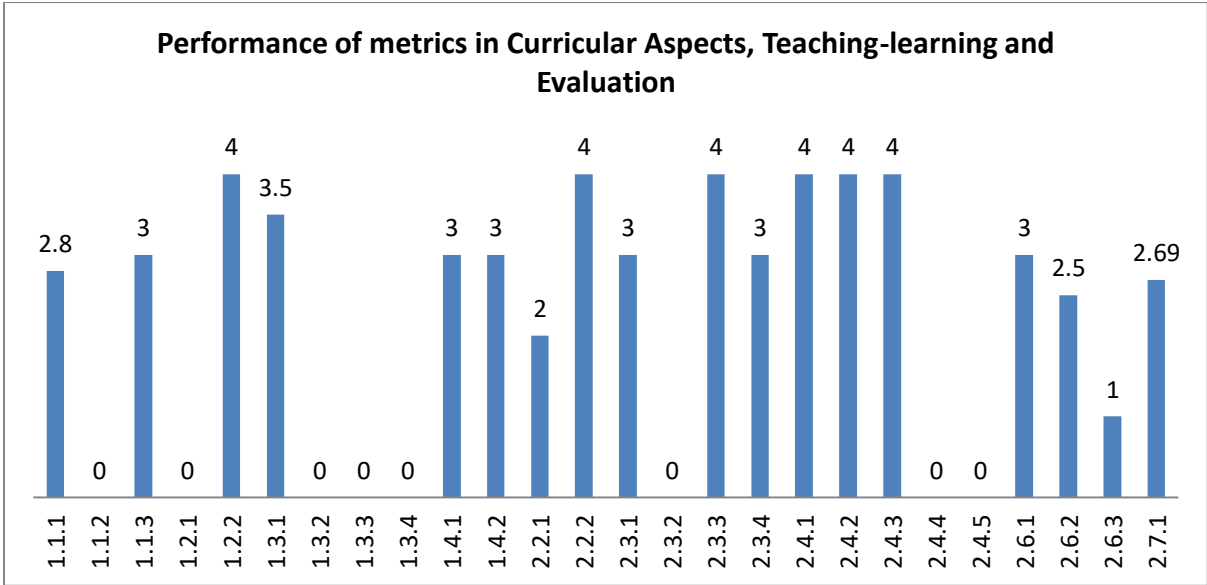
3.2.4	Number of research projects per teacher funded by government and non-government agencies during 2018-2019	QnM	3	0	0
3.2	Resource Mobilization for Research		10	1.6	16
3.3	Innovation Ecosystem				
3.3.1	What are the innovation done by the Department / Club including Incubation Centre and other initiatives for creation and transfer of knowledge?	QIM	4	2	8
3.3.2	Number of workshops/seminars conducted on Intellectual Property Rights (IPR) and Industry-Academia Innovative practices during 2018-2019	QnM	6	0	0
3.3.3	Number of awards for innovation won by institution/teachers/research scholars/students during 2018-2019	QnM	5	0	0
3.3.4	Number of start-ups incubated on campus during 2018-2019	QnM	5	0	0
3.3	Innovation Ecosystem		20	0.4	8
3.4	Research Publications and Awards				
3.4.1	The institution has a stated Code of Ethics to check malpractices and plagiarism in Research	QnM	1	0	0
3.4.3	Number of Patents published/awarded during 2018-2019	QnM	4	0	0
3.4.4	Number of Ph.D.s awarded per teacher during 2018-2019	QnM	4	0	0
3.4.5	Number of research papers per teacher in the Journals notified on UGC website during 2018-2019	QnM	2	0	0
3.4.6	Number of books and chapters in edited volumes / books published, and papers in national/international conference - proceedings per teacher during 2018-2019	QnM	5	0	0
3.4.7	Bibliometrics of the publications during 2018-2019 based on average citation index in Scopus/ Web of Science or Pub Med/ Indian Citation Index	QnM	2	0	0
3.4.8	Bibliometrics of the publications during 2018-19 based on Scopus/ Web of Science – h-index of the Department	QnM	1	0	0
3.4	Research Publications and Awards		19	0	0
3.5	Consultancy				
3.5.2	Revenue generated from consultancy during 2018-2019	QnM	6	0	0
3.5.3	Revenue generated from corporate training by the Department during 2018-2019	QnM	3	0	0
3.5	Consultancy		9	0	0

3.6	Extension Activities				
3.6.1	What are the Extension activities in the neighborhood community in terms of impact and sensitizing students to social issues and holistic development during 2018-2019?	QIM	10	3	30
3.6.2	Number of awards and recognition received for extension activities from Government /recognized bodies during 2018 - 19	QnM	15	0	0
3.6.3	Number of extension and outreach Programmes conducted in collaboration with industry, community and Non- Government Organizations through NSS/NCC/Red cross/YRC etc., during 2018-2019	QnM	15	0	0
3.6.4	Students participating in extension activities with Government Organizations, Non-Government Organizations and Programmes such as Swachh Bharat, Aids Awareness, Gender Issue, etc. during 2018-2019	QnM	10	0	0
3.6	Extension Activities		50	0.6	30
3.7	Collaboration				
3.7.1	Number of Collaborative activities for research, faculty exchange, student exchange	QnM	5	0	0
3.7.2	Number of linkages with institutions/industries for internship, on-the-job training, project work, sharing of research facilities etc. during 2018-2019	QnM	10	0	0
3.7.3	Number of functional MoUs with institutions of national, international importance, other universities, industries, corporate houses etc. during 2018-2019	QnM	5	0	0
3.7	Collaboration		20	0	0
Criterion III – Research, Innovations and Extension			134	0.4	54
Criterion IV – Infrastructure and Learning Resources					
4.1	Physical Facilities				
4.1.1	The institution has adequate facilities for teaching – learning, viz., classrooms, laboratories, computing equipment, etc.	QIM	5	3	15
4.1.3	Percentage of classrooms and seminar halls with ICT – enabled facilities such as smart class, LMS, etc.	QnM	10	0	0
4.1	Physical Facilities		15	1	15
4.4	Maintenance of Campus Infrastructure				
4.4.2	Provide the Service/Maintenance Record	QIM	10	2.5	25
4.4	Maintenance of Campus Infrastructure		10	2.5	25
Criterion IV – Infrastructure and Learning Resources			25	1.6	40

	Criterion V - Student Support and Progression				
5.1	Student Support				
5.1.3	Number of capability enhancement and development schemes 1. Guidance for competitive examinations, 2. Career Counselling, 3. Softskill development, 4. Remedial coaching 5. Language lab, 6. Bridge courses 7. Yoga and Meditation 8. Personal Counselling Options: A. 7 or more of the above B. Any 6 of the above V. Any 5 of the above D. Any 4 of the above E. ≤ 3 of the above (Opt one)	QnM	9	1	9
5.1.4	Students benefited by guidance for competitive examinations and career counseling offered by the institution during 2018-2019	QnM	8	0	0
5.1.5	Students benefited by Vocational Education and Training (VET) during 2018-2019	QnM	2	0	0
5.1	Student Support		19	0.47	9
5.2	Student Progression				
5.2.1	Placement of outgoing students during 2018-2019	QnM	10	0	0
5.2.2	Student progression to higher education (previous graduating batch i.e., 2018 - 2019)	QnM	10	3	30
5.2.3	Students qualifying in state/ national/ international level examinations during 2018-2019 (eg: NET/ SLET/GATE/GMAT /CAT, GRE/TOFEL/Civil Services/State government examinations)	QnM	10	0	0
5.2	Student Progression		30	1	30
5.3	Student Participation and Activities				
5.3.2	Presence of an active Student Council & representation of students on academic & administrative bodies/committees	QIM	10	3	30
5.3	Student Participation and Activities		10	3	30
Criterion V - Student Support and Progression			59	1.17	69
	Criterion VI – Governance, Leadership and Management				
6.2	Strategy Development and Deployment				
6.2.4	Minutes of Meetings and action taken reports of Associations /Cells / Bodies / Committees /Clubs etc	QIM	2	3	6
6.2	Strategy Development and Deployment		2	3	6
6.3	Faculty Empowerment Strategies				

6.3.3	Number of professional development / administrative training Programmes organized by the Institution for teaching and non teaching staff during 2018-2019	QnM	5	0	0
6.3.4	Teachers attending professional development Programmes, viz., Orientation Programme, Refresher Course, Short Term Course, Faculty Development Programmes during 2018-2019	QnM	5	3	15
6.3	Faculty Empowerment Strategies		10	1.5	15
Criterion VI – Governance, Leadership and Management			12	1.75	21
Criterion VII – Institutional Values and Best Practices					
7.1	Institutional Values and Social Responsibilities				
7.1.1	Number of gender equity promotion Programmes organized by the department/club/cell/ unit during 2018-2019	QnM	5	0	0
7.1.3	Environmental Consciousness and Sustainability Alternate Energy initiatives such as: Power requirement of the Department met by the renewable energy sources	QnM	1	0	0
7.1.4	Annual lighting power requirements met through LED bulbs	QnM	1	0	0
7.1.5	Waste Management steps including: a) Solid waste management b) Liquid waste management c) E-waste management	QIM	3	0	0
7.1.6	Rain water harvesting structures and utilization	QIM	1	0	0
7.1.10	Number of specific initiatives to address locational advantages and disadvantages during 2018-2019	QnM	5	0	0
7.1.11	Number of initiatives taken to engage with and contribute to local community during 2018-2019	QnM	5	0	0
7.1.14	The Department plans and organizes appropriate activities to increase consciousness about national identities and symbols; Fundamental Duties and Rights of Indian citizens and other constitutional obligations (Yes/No)	QnM	1	0	0
7.1.15	The Department offers a course on Human Values and professional ethics (Yes/No)	QnM	1	4	4
7.1.17	Number of activities conducted for promotion of universal values (Truth, Righteous conduct, Love, Non-Violence and peace); national values, human values, national integration, communal harmony and social cohesion as well as for observance of fundamental duties during 2018-2019	QnM	2	0	0

7.1.18	Institution organizes national festivals and birth / death anniversaries of the great Indian personalities.	QIM	1	3	3
7.1	Institutional Values and Social Responsibilities		26	0.27	7
7.2	Best Practices				
7.2.1	Describe any one best practice followed by the Department / Cell / Body / Committee / Club/Unit	QIM	30	0	0
7.2	Best Practices		30	0	0
7.3	Institutional Distinctiveness				
7.3.1	Describe/Explain the performance the Department in one area distinctive to its Vision, Priority & Thrust	QIM	20	0	0
7.3	Institutional Distinctiveness		20	0	0
Criterion VII – Institutional Values and Best Practices			76	0.09	7
	Criteria-wise Assessment		Weight age (W)	Score	Wtd Grade Point (WGP)
1	Curricular Aspects		150.00	1.74	261.00
2	Teaching, Learning & Evaluation		235.00	2.59	609.50
3	Research, Innovation & Extension		134.00	0.40	54.00
4	Infrastructure & Learning resources		25.00	1.60	40.00
5	Student Support & Progression		59.00	1.17	69.00
6	Governance, Leadership & Management		12.00	1.75	21.00
7	Institutional values & Best Practices		76.00	0.09	7.00
Overall:-			691.00	1.54	1061.50



Department / Cell : Mathematics

Academic and Administrative Audit - 18.10.2019

Strengths and Weaknesses

Strengths :

- Catering to Student Diversity
- Feedback System
- Student Participation and Activities
- Strategy Development and Deployment

Weaknesses :

- Physical Facilities
- Student Progression
- Curriculum Enrichment
- Extension Activities
- Student Support
- Innovation Ecosystem
- Institutional Values and Social Responsibilities
- Promotion of Research and Facilities
- Research Publications and Awards
- Consultancy
- Collaboration
- Best Practices
- Institutional Distinctiveness






Scott Christian College (Autonomous), Nagercoil - 3
INTERNAL QUALITY ASSURANCE CELL



ACADEMIC & ADMINISTRATIVE AUDIT 2018 – 2019

GRADE

DEPARTMENT OF PHYSICS



Department / Cell : Physics

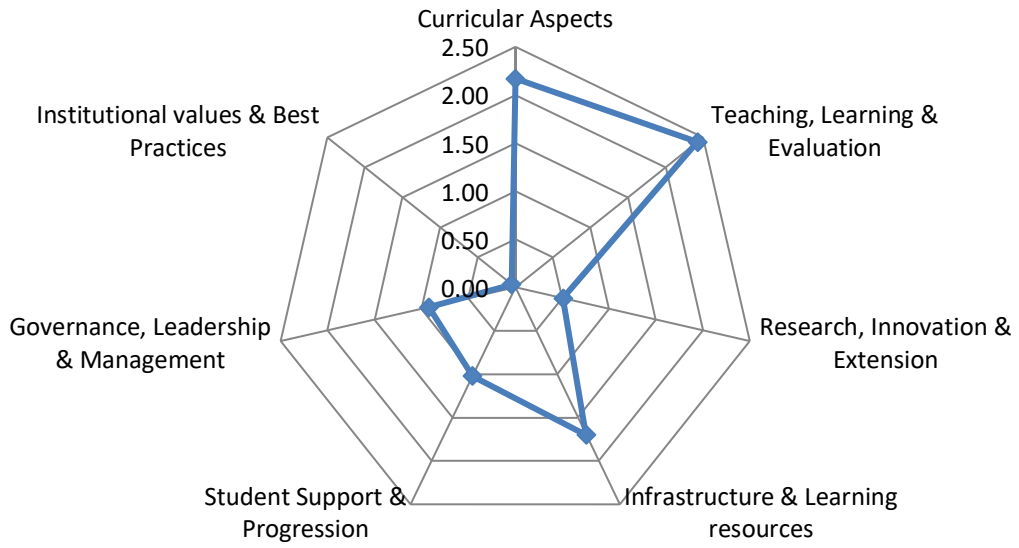
Academic and Administrative Audit - 18.10.2019

No	Criteria	Weightage (W1)	Weighted Grade Point (CrWGP _i)	Grade Point Averages (CrWGP _i /W _i)
1	Curricular Aspects	150	325.0	2.17
2	Teaching, Learning & Evaluation	235	569.0	2.42
3	Research, Innovation & Extension	134	69.0	0.51
4	Infrastructure & Learning resources	25	42.5	1.70
5	Student Support & Progression	59	60.0	1.02
6	Governance, Leadership & Management	12	11.0	0.92
7	Institutional values & Best Practices	76	4.0	0.05
	Total	691	1080.5	1.56
CGPA : 1.56				
Grade : C				

Dean IQAC

Principal

Criteria wise Radar Graph (GPA)

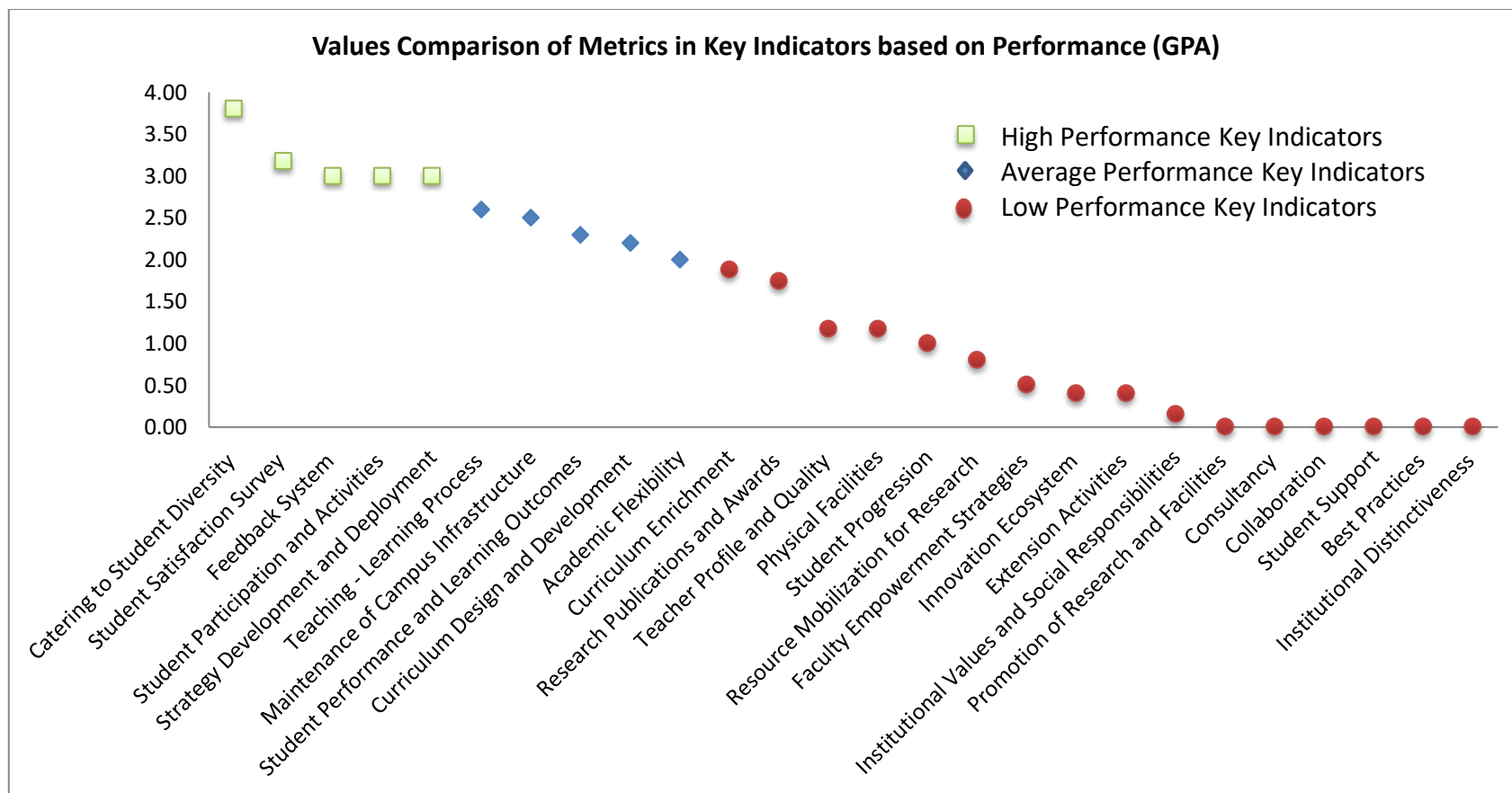


Department / Cell : Physics

Academic and Administrative Audit - 18.10.2019

No	Criteria and Key Indicators	Key Indicator Weightage (W _i)	Key Indicator Wise Weighted Grade Points (KIWGP) _i	Grade Point Averages (CrWGPi/Wi)
Criterion I – Curricular Aspects				
1.1	Curriculum Design and Development	50	110.0	2.20
1.2	Academic Flexibility	40	80.0	2.00
1.3	Curriculum Enrichment	40	75.0	1.88
1.4	Feedback System	20	60.0	3.00
	Total	150	325.0	2.17
Criterion II – Teaching-Learning and Evaluation				
2.2	Catering to Student Diversity	25	95.0	3.80
2.3	Teaching - Learning Process	50	130.0	2.60
2.4	Teacher Profile and Quality	60	70.0	1.17
2.6	Student Performance and Learning Outcomes	50	115.0	2.30
2.7	Student Satisfaction Survey	50	159.0	3.18
	Total	235	569.0	2.42
Criterion III – Research, Innovations and Extension				
3.1	Promotion of Research and Facilities	6	0.0	0.00
3.2	Resource Mobilization for Research	10	8.0	0.80
3.3	Innovation Ecosystem	20	8.0	0.40
3.4	Research Publications and Awards	19	33.0	1.74
3.5	Consultancy	9	0.0	0.00

No	Criteria and Key Indicators	Key Indicator Weightage (W _i)	Key Indicator Wise Weighted Grade Points (KIWGP) _i	Grade Point Averages (CrWGPI/W _i)
3.6	Extension Activities	50	20.0	0.40
3.7	Collaboration	20	0.0	0.00
	Total	134	69.0	0.51
Criterion IV – Infrastructure and Learning Resources				
4.1	Physical Facilities	15	17.5	1.17
4.4	Maintenance of Campus Infrastructure	10	25.0	2.50
	Total	25	42.5	1.70
Criterion V - Student Support and Progression				
5.1	Student Support	19	0.0	0.00
5.2	Student Progression	30	30.0	1.00
5.3	Student Participation and Activities	10	30.0	3.00
	Total	59	60.0	1.02
Criterion VI – Governance, Leadership and Management				
6.2	Strategy Development and Deployment	2	6.0	3.00
6.3	Faculty Empowerment Strategies	10	5.0	0.50
	Total	12	11.0	0.92
Criterion VII – Institutional Values and Best Practices				
7.1	Institutional Values and Social Responsibilities	26	4.0	0.15
7.2	Best Practices	30	0.0	0.00
7.3	Institutional Distinctiveness	20	0.0	0.00
	Total	76	4.0	0.05
	Grand Total	691	1080.5	1.56






Scott Christian College (Autonomous), Nagercoil - 3

AAA 2018 - 2019 - Assessment Sheet

Department of Physics



Qualitative & Quantitative Metrics

Metric	Parameter	QIM/ QnM	Weight age	Score	Wtd. Score
	Criterion I – Curricular Aspects				
1.1	Curriculum Design and Development				
1.1.1	Curricula developed/adopted having Learning Outcomes including Programme Outcomes (Pos), Programme specific outcomes (PSOs) and Course Outcomes (COs) for all the UG, PG and M.Phil programmes offered by the Department and mapped them with syllabus properly.	QIM	20	3.5	70
1.1.2	List of Programmes where syllabus revision was carried out during 2018-2019	QnM	20	0	0
1.1.3	Courses having focus on employability/ entrepreneurship/ skill development during 2018 - 2019	QnM	10	4	40
1.1	Curriculum Design and Development		50	2.2	110
1.2	Academic Flexibility				
1.2.1	New courses introduced of the total number of courses across all programs offered during 2018 – 2019.	QnM	20	0	0
1.2.2	Programs in which Choice Based Credit System (CBCS)/elective course system has been implemented (2018-19)	QnM	20	4	80
1.2	Academic Flexibility		40	2	80
1.3	Curriculum Enrichment				
1.3.1	List of courses whose syllabus integrate Cross cutting Issues related to Gender/ Environment & Sustainability/Human Values & Professional Ethics.	QIM	10	3.5	35
1.3.2	List of Value-added courses imparting transferable and life skills offered during 2018-2019 with details of the students	QnM	10	0	0
1.3.3	List of Value-added courses imparting transferable and life skills offered during 2018-2019 with details of the students	QnM	10	0	0

1.3.4	Details of students undertaking field projects / internships (2018 - 2019)	QnM	10	4	40
1.3	Curriculum Enrichment		40	1.88	75
1.4	Feedback System				
1.4.1	Structured feedback received from: 1) Students, 2) Teachers, 3) Employers, 4) Alumni 5) Parents, for design and review of syllabus - Semester wise /year wise (Weightage: 10 QnM) Options: A. Any 4 of the above B. Any 3 of the above C. Any 2 of the above D. Any 1 of the above E. None of the above	QnM	10	4	40
1.4.2	Feedback processes of the institution may be classified as follows: A) Feedback collected, analysed and action taken and feedback available on website B) Feedback collected, analysed and action has been taken C) Feedback collected and analysed D) Feedback collected E) Feedback not collected	QnM	10	2	20
1.4	Feedback System		20	3	60
Criterion I – Curricular Aspects			150	2.17	325
Criterion II – Teaching-Learning and Evaluation					
2.2	Catering to Student Diversity				
2.2.1	The institution assesses the learning levels of the students, after admission and organises special programs for advanced learners and slow learners	QIM	10	3.5	35
2.2.2	Student - Full time teacher ratio(current year data)	QnM	15	4	60
2.2	Catering to Student Diversity		25	3.8	95
2.3	Teaching - Learning Process				
2.3.1	Student centric methods, such as experiential learning, participative learning and problem solving methodologies are used for enhancing learning experiences	QIM	20	3	60
2.3.2	Teachers using ICT for effective teaching with Learning Management Systems (LMS), E-learning resources etc. (2018 - 2019)	QnM	10	0	0
2.3.3	Ratio of students to mentor for academic and stress related issues (current year data)	QnM	10	4	40
2.3.4	Preparation and adherence to Academic Calendar and Teaching plans by the institution	QIM	10	3	30
2.3	Teaching - Learning Process		50	0	130
2.4	Teacher Profile and Quality				
2.4.1	Full time teachers against sanctioned posts during 2018-2019 (10) & 2.4.3 Teaching experience of full time teachers in number of years	QnM	10	4	40
2.4.2	Full time teachers with Ph.D. during 2018-2019	QnM	20	0	0
2.4.3	Teaching experience of full time teachers in number of years (current year data)	QnM	10	3	30

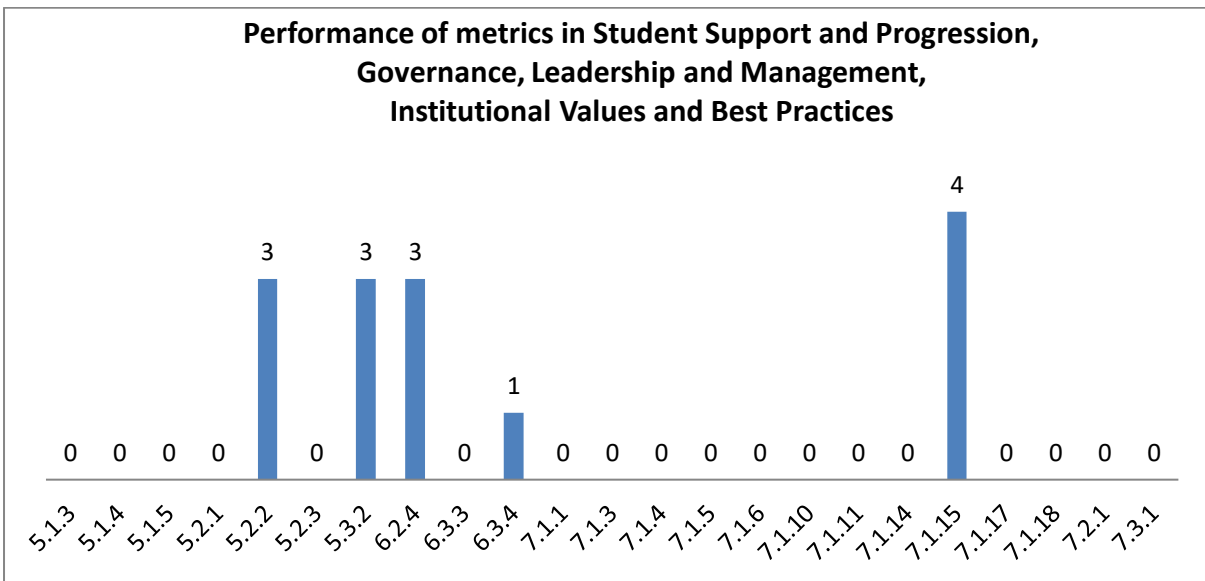
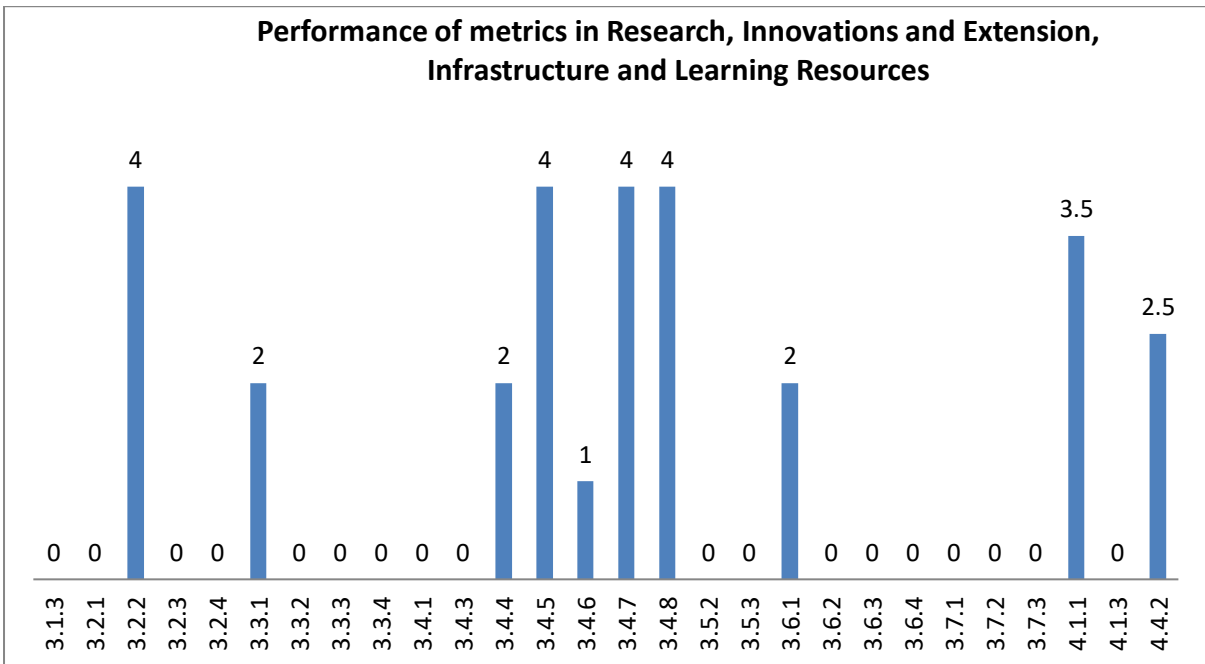
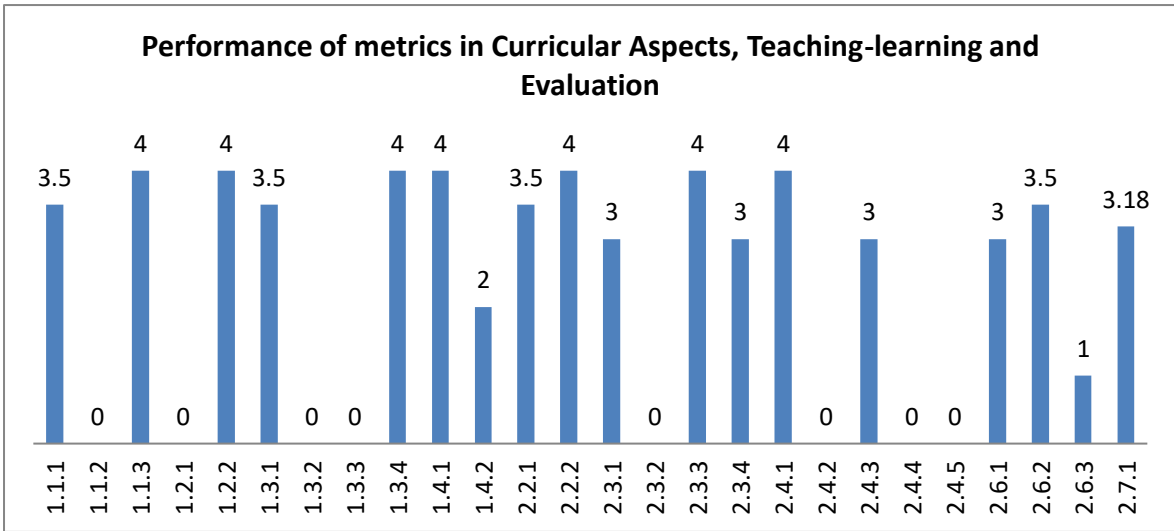
2.4.4	Full time teachers who received awards, recognition, fellowships at State, National, International level from Government, recognised bodies during 2018-2019 (10) & for 3.4.2 The institution provides incentives to teachers who receive state, national and international recognition/awards	QnM	10	0	0
2.4.5	Full time teachers from other States against sanctioned posts during 2018-2019	QnM	10	0	0
2.4	Teacher Profile and Quality		60	1.17	70
2.6	Student Performance and Learning Outcomes				
2.6.1	i) Provide the web link displaying Programme Outcomes(PO)/Programme Specific Outcomes (PSO) / Course Outcomes (CO) for all programmes offered by the Department.	QIM	20	3	60
2.6.2	Evaluation of attainment of PO, PSO & CO	QIM	10	3.5	35
2.6.3	Passed out details of final year students	QnM	20	1	20
2.6	Student Performance and Learning Outcomes		50	2.3	115
2.7	Student Satisfaction Survey				
2.7.1	Online student satisfaction survey (SSS) regarding to teaching learning process.	QnM	50	3.18	159
2.7	Student Satisfaction Survey		50	3.18	159
Criterion II – Teaching-Learning and Evaluation			235	2.42	569
Criterion III – Research, Innovations and Extension					
3.1	Promotion of Research and Facilities				
3.1.3	Number of teachers awarded international fellowship for advanced studies/ research during 2018-2019	QnM	6	0	0
3.1	Promotion of Research and Facilities		6	0	0
3.2	Resource Mobilization for Research				
3.2.1	Grants for research projects sponsored by the government, non-government sources such as industry, corporate houses, international bodies, endowments, Chairs in the institution during 2018-2019	QnM	3	0	0
3.2.2	Number of research centers recognized by Institution and National/International Bodies	QnM	2	4	8
3.2.3	Teachers recognised as research guides	QnM	2	0	0
3.2.4	Number of research projects per teacher funded by government and non-government agencies during 2018-2019	QnM	3	0	0
3.2	Resource Mobilization for Research		10	0.8	8
3.3	Innovation Ecosystem				
3.3.1	What are the innovation done by the Department / Club including Incubation Centre and other initiatives for creation and transfer of knowledge?	QIM	4	2	8

3.3.2	Number of workshops/seminars conducted on Intellectual Property Rights (IPR) and Industry-Academia Innovative practices during 2018-2019	QnM	6	0	0
3.3.3	Number of awards for innovation won by institution/teachers/research scholars/students during 2018-2019	QnM	5	0	0
3.3.4	Number of start-ups incubated on campus during 2018-2019	QnM	5	0	0
3.3	Innovation Ecosystem		20	0.4	8
3.4	Research Publications and Awards				
3.4.1	The institution has a stated Code of Ethics to check malpractices and plagiarism in Research	QnM	1	0	0
3.4.3	Number of Patents published/awarded during 2018-2019	QnM	4	0	0
3.4.4	Number of Ph.D.s awarded per teacher during 2018-2019	QnM	4	2	8
3.4.5	Number of research papers per teacher in the Journals notified on UGC website during 2018-2019	QnM	2	4	8
3.4.6	Number of books and chapters in edited volumes / books published, and papers in national/international conference - proceedings per teacher during 2018-2019	QnM	5	1	5
3.4.7	Bibliometrics of the publications during 2018-2019 based on average citation index in Scopus/ Web of Science or Pub Med/ Indian Citation Index	QnM	2	4	8
3.4.8	Bibliometrics of the publications during 2018-19 based on Scopus/ Web of Science – h-index of the Department	QnM	1	4	4
3.4	Research Publications and Awards		19	1.74	33
3.5	Consultancy				
3.5.2	Revenue generated from consultancy during 2018-2019	QnM	6	0	0
3.5.3	Revenue generated from corporate training by the Department during 2018-2019	QnM	3	0	0
3.5	Consultancy		9	0	0
3.6	Extension Activities				
3.6.1	What are the Extension activities in the neighborhood community in terms of impact and sensitizing students to social issues and holistic development during 2018-2019?	QIM	10	2	20
3.6.2	Number of awards and recognition received for extension activities from Government /recognized bodies during 2018 - 19	QnM	15	0	0

3.6.3	Number of extension and outreach Programmes conducted in collaboration with industry, community and Non- Government Organizations through NSS/NCC/Red cross/YRC etc., during 2018-2019	QnM	15	0	0
3.6.4	Students participating in extension activities with Government Organizations, Non-Government Organizations and Programmes such as Swachh Bharat, Aids Awareness, Gender Issue, etc. during 2018-2019	QnM	10	0	0
3.6	Extension Activities		50	0.4	20
3.7	Collaboration				
3.7.1	Number of Collaborative activities for research, faculty exchange, student exchange	QnM	5	0	0
3.7.2	Number of linkages with institutions/industries for internship, on-the-job training, project work, sharing of research facilities etc. during 2018-2019	QnM	10	0	0
3.7.3	Number of functional MoUs with institutions of national, international importance, other universities, industries, corporate houses etc. during 2018-2019	QnM	5	0	0
3.7	Collaboration		20	0	0
Criterion III – Research, Innovations and Extension			134	0.51	69
Criterion IV – Infrastructure and Learning Resources					
4.1	Physical Facilities				
4.1.1	The institution has adequate facilities for teaching – learning, viz., classrooms, laboratories, computing equipment, etc.	QIM	5	3.5	17.5
4.1.3	Percentage of classrooms and seminar halls with ICT – enabled facilities such as smart class, LMS, etc.	QnM	10	0	0
4.1	Physical Facilities		15	1.17	17.5
4.4	Maintenance of Campus Infrastructure				
4.4.2	Provide the Service/Maintenance Record	QIM	10	2.5	25
4.4	Maintenance of Campus Infrastructure		10	2.5	25
Criterion IV – Infrastructure and Learning Resources			25	1.7	42.5
Criterion V - Student Support and Progression					
5.1	Student Support				
5.1.3	Number of capability enhancement and development schemes 1. Guidance for competitive examinations, 2. Career Counselling, 3. Softskill development, 4. Remedial coaching 5. Language lab, 6. Bridge courses 7. Yoga and Meditation 8. Personal Counselling Options: A. 7 or more of the above B. Any 6 of the above V. Any 5 of the above D. Any 4 of the above E. ≤ 3 of the above (Opt one)	QnM	9	0	0
5.1.4	Students benefited by guidance for competitive examinations and career counseling offered by the institution during 2018-2019	QnM	8	0	0

5.1.5	Students benefited by Vocational Education and Training (VET) during 2018-2019	QnM	2	0	0
5.1	Student Support		19	0	0
5.2	Student Progression				
5.2.1	Placement of outgoing students during 2018-2019	QnM	10	0	0
5.2.2	Student progression to higher education (previous graduating batch i.e., 2018 - 2019)	QnM	10	3	30
5.2.3	Students qualifying in state/ national/ international level examinations during 2018-2019 (eg: NET/ SLET/GATE/GMAT /CAT, GRE/TOFEL/Civil Services/State government examinations)	QnM	10	0	0
5.2	Student Progression		30	1	30
5.3	Student Participation and Activities				
5.3.2	Presence of an active Student Council & representation of students on academic & administrative bodies/committees	QIM	10	3	30
5.3	Student Participation and Activities		10	3	30
Criterion V - Student Support and Progression			59	1.02	60
Criterion VI – Governance, Leadership and Management					
6.2	Strategy Development and Deployment				
6.2.4	Minutes of Meetings and action taken reports of Associations /Cells / Bodies / Committees /Clubs etc	QIM	2	3	6
6.2	Strategy Development and Deployment		2	3	6
6.3	Faculty Empowerment Strategies				
6.3.3	Number of professional development / administrative training Programmes organized by the Institution for teaching and non teaching staff during 2018-2019	QnM	5	0	0
6.3.4	Teachers attending professional development Programmes, viz., Orientation Programme, Refresher Course, Short Term Course, Faculty Development Programmes during 2018-2019	QnM	5	1	5
6.3	Faculty Empowerment Strategies		10	0.5	5
Criterion VI – Governance, Leadership and Management			12	0.92	11
Criterion VII – Institutional Values and Best Practices					
7.1	Institutional Values and Social Responsibilities				
7.1.1	Number of gender equity promotion Programmes organized by the department/club/cell/ unit during 2018-2019	QnM	5	0	0
7.1.3	Environmental Consciousness and Sustainability Alternate Energy initiatives such as: Power requirement of the Department met by the renewable energy sources	QnM	1	0	0
7.1.4	Annual lighting power requirements met through LED bulbs	QnM	1	0	0

7.1.5	Waste Management steps including: a) Solid waste management b) Liquid waste management c) E-waste management	QIM	3	0	0
7.1.6	Rain water harvesting structures and utilization	QIM	1	0	0
7.1.10	Number of specific initiatives to address locational advantages and disadvantages during 2018-2019	QnM	5	0	0
7.1.11	Number of initiatives taken to engage with and contribute to local community during 2018-2019	QnM	5	0	0
7.1.14	The Department plans and organizes appropriate activities to increase consciousness about national identities and symbols; Fundamental Duties and Rights of Indian citizens and other constitutional obligations (Yes/No)	QnM	1	0	0
7.1.15	The Department offers a course on Human Values and professional ethics (Yes/No)	QnM	1	4	4
7.1.17	Number of activities conducted for promotion of universal values (Truth, Righteous conduct, Love, Non-Violence and peace); national values, human values, national integration, communal harmony and social cohesion as well as for observance of fundamental duties during 2018-2019	QnM	2	0	0
7.1.18	Institution organizes national festivals and birth / death anniversaries of the great Indian personalities.	QIM	1	0	0
7.1	Institutional Values and Social Responsibilities		26	0.15	4
7.2	Best Practices				
7.2.1	Describe any one best practice followed by the Department / Cell / Body / Committee / Club/Unit	QIM	30	0	0
7.2	Best Practices		30	0	0
7.3	Institutional Distinctiveness				
7.3.1	Describe/Explain the performance the Department in one area distinctive to its Vision, Priority & Thrust	QIM	20	0	0
7.3	Institutional Distinctiveness		20	0	0
Criterion VII – Institutional Values and Best Practices			76	0.05	4
	Criteria-wise Assessment		Weight age (W)	Score	Wtd Grade Point (WGP)
1	Curricular Aspects		150.00	2.17	325.00
2	Teaching, Learning & Evaluation		235.00	2.42	569.00
3	Research, Innovation & Extension		134.00	0.51	69.00
4	Infrastructure & Learning resources		25.00	1.70	42.50
5	Student Support & Progression		59.00	1.02	60.00
6	Governance, Leadership & Management		12.00	0.92	11.00
7	Institutional values & Best Practices		76.00	0.05	4.00
Overall:-			691.00	1.56	1080.50



Department / Cell : Physics

Academic and Administrative Audit - 18.10.2019

Strengths and Weaknesses

Strengths :

- Catering to Student Diversity
- Student Satisfaction Survey
- Feedback System
- Student Participation and Activities
- Strategy Development and Deployment

Weaknesses :

- Student Progression
- Resource Mobilization for Research
- Faculty Empowerment Strategies
- Innovation Ecosystem
- Extension Activities
- Institutional Values and Social Responsibilities
- Promotion of Research and Facilities
- Consultancy
- Collaboration
- Student Support
- Best Practices
- Institutional Distinctiveness





Scott Christian College (Autonomous), Nagercoil - 3

INTERNAL QUALITY ASSURANCE CELL



ACADEMIC & ADMINISTRATIVE AUDIT 2018 – 2019

GRADE

DEPARTMENT OF CHEMISTRY

B

Department / Cell : Chemistry

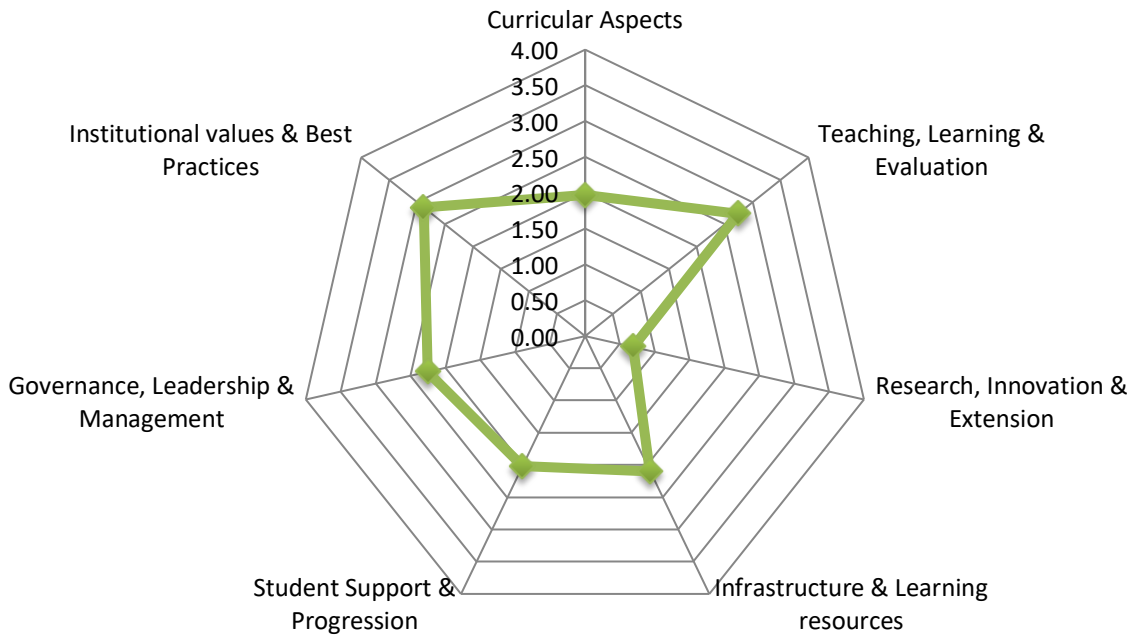
Academic and Administrative Audit - 18.10.2019

No	Criteria	Weightage (W_i)	Weighted Grade Point (CrWGP_i)	Grade Point Averages (CrWGP_i/W_i)
1	Curricular Aspects	150	295.0	1.97
2	Teaching, Learning & Evaluation	235	644.0	2.74
3	Research, Innovation & Extension	134	92.0	0.69
4	Infrastructure & Learning resources	25	52.5	2.10
5	Student Support & Progression	59	119.0	2.02
6	Governance, Leadership & Management	12	27.0	2.25
7	Institutional values & Best Practices	76	214.5	2.82
Total		691	1444	2.09
CGPA : 2.09				
Grade : B				

Dean IQAC

Principal

Criteria wise Radar Graph (GPA)

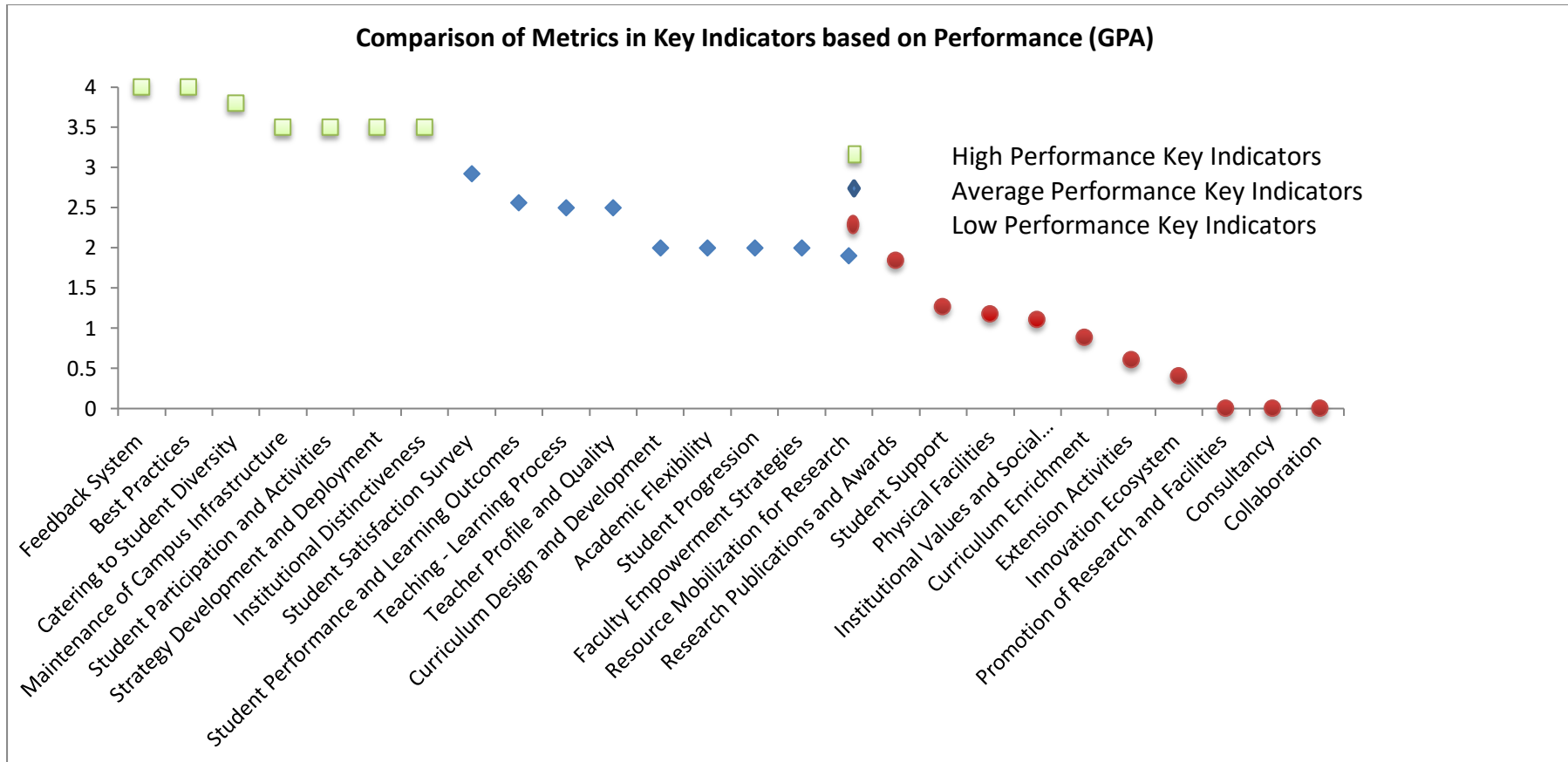


Department / Cell : Chemistry

Academic and Administrative Audit - 18.10.2019

No	Criteria and Key Indicators	Key Indicator Weightage (W _i)	Key Indicator Wise Weighted Grade Points (KIWGP) _i	Grade Point Averages (CrWGP _i /W _i)
Criterion I – Curricular Aspects				
1.1	Curriculum Design and Development	50	100.0	2.00
1.2	Academic Flexibility	40	80.0	2.00
1.3	Curriculum Enrichment	40	35.0	0.88
1.4	Feedback System	20	80.0	4.00
	Total	150	295.0	1.97
Criterion II – Teaching-Learning and Evaluation				
2.2	Catering to Student Diversity	25	95.0	3.80
2.3	Teaching - Learning Process	50	125.0	2.50
2.4	Teacher Profile and Quality	60	150.0	2.50
2.6	Student Performance and Learning Outcomes	50	128.0	2.56
2.7	Student Satisfaction Survey	50	146.0	2.92
	Total	235	644.0	2.74
Criterion III – Research, Innovations and Extension				
3.1	Promotion of Research and Facilities	6	0.0	0.00
3.2	Resource Mobilization for Research	10	19.0	1.90
3.3	Innovation Ecosystem	20	8.0	0.40
3.4	Research Publications and Awards	19	35.0	1.84
3.5	Consultancy	9	0.0	0.00
3.6	Extension Activities	50	30.0	0.60
3.7	Collaboration	20	0.0	0.00
	Total	134	92.0	0.69

No	Criteria and Key Indicators	Key Indicator Weightage (W _i)	Key Indicator Wise Weighted Grade Points (KIWGP) _i	Grade Point Averages (CrWGP _i /W _i)
Criterion IV – Infrastructure and Learning Resources				
4.1	Physical Facilities	15	17.5	1.17
4.4	Maintenance of Campus Infrastructure	10	35.0	3.50
	Total	25	52.5	2.10
Criterion V - Student Support and Progression				
5.1	Student Support	19	24.0	1.26
5.2	Student Progression	30	60.0	2.00
5.3	Student Participation and Activities	10	35.0	3.50
	Total	59	119.0	2.02
Criterion VI – Governance, Leadership and Management				
6.2	Strategy Development and Deployment	2	7.0	3.50
6.3	Faculty Empowerment Strategies	10	20.0	2.00
	Total	12	27.0	2.25
Criterion VII – Institutional Values and Best Practices				
7.1	Institutional Values and Social Responsibilities	26	24.5	0.94
7.2	Best Practices	30	120.0	4.00
7.3	Institutional Distinctiveness	20	70.0	3.50
	Total	76	214.5	2.82
	Grand Total	691	1444.0	2.09
	Overall Grade Point & Grade	2.09 (B)		





Scott Christian College (Autonomous), Nagercoil - 3

AAA 2018 - 2019 - Assessment Sheet

Department of Chemistry

Qualitative & Quantitative Metrics



Metric	Parameter	QIM/ QnM	Weight age	Score	Wtd. Score
	Criterion I – Curricular Aspects				
1.1	Curriculum Design and Development				
1.1.1	Curricula developed/adopted having Learning Outcomes including Programme Outcomes (Pos), Programme specific outcomes (PSOs) and Course Outcomes (COs) for all the UG, PG and M.Phil programmes offered by the Department and mapped them with syllabus properly.	QIM	20	3.5	70
1.1.2	List of Programmes where syllabus revision was carried out during 2018-2019	QnM	20	0	0
1.1.3	Courses having focus on employability/ entrepreneurship/ skill development during 2018 - 2019	QnM	10	3	30
1.1	Curriculum Design and Development		50	2	100
1.2	Academic Flexibility				
1.2.1	New courses introduced of the total number of courses across all programs offered during 2018 – 2019.	QnM	20	0	0
1.2.2	Programs in which Choice Based Credit System (CBCS)/elective course system has been implemented (2018-19)	QnM	20	4	80
1.2	Academic Flexibility		40	2	80
1.3	Curriculum Enrichment				
1.3.1	List of courses whose syllabus integrate Cross cutting Issues related to Gender/ Environment & Sustainability/Human Values & Professional Ethics.	QIM	10	3.5	35

1.3.2	List of Value-added courses imparting transferable and life skills offered during 2018-2019 with details of the students	QnM	10	0	0
1.3.3	List of Value-added courses imparting transferable and life skills offered during 2018-2019 with details of the students	QnM	10	0	0
1.3.4	Details of students undertaking field projects / internships (2018 - 2019)	QnM	10	0	0
1.3	Curriculum Enrichment		40	0.88	35
1.4	Feedback System				
1.4.1	Structured feedback received from: 1) Students, 2) Teachers, 3) Employers, 4) Alumni 5) Parents, for design and review of syllabus - Semester wise /year wise (<i>Weightage: 10 QnM</i>) Options: A. Any 4 of the above B. Any 3 of the above C. Any 2 of the above D. Any 1 of the above E. None of the above	QnM	10	4	40
1.4.2	Feedback processes of the institution may be classified as follows: A) Feedback collected, analysed and action taken and feedback available on website B) Feedback collected, analysed and action has been taken C) Feedback collected and analysed D) Feedback collected E) Feedback not collected	QnM	10	4	40
1.4	Feedback System		20	4	80
Criterion I – Curricular Aspects			150	1.97	295
Criterion II – Teaching-Learning and Evaluation					
2.2	Catering to Student Diversity				
2.2.1	<i>The institution assesses the learning levels of the students, after admission and organises special programs for advanced learners and slow learners</i>	QIM	10	3.5	35
2.2.2	<i>Student - Full time teacher ratio(current year data)</i>	QnM	15	4	60
2.2	Catering to Student Diversity		25	3.8	95
2.3	Teaching - Learning Process				
2.3.1	<i>Student centric methods, such as experiential learning, participative learning and problem solving methodologies are used for enhancing learning experiences</i>	QIM	20	3	60

2.3.2	Teachers using ICT for effective teaching with Learning Management Systems (LMS), E-learning resources etc. (2018 - 2019)	QnM	10	0	0
2.3.3	Ratio of students to mentor for academic and stress related issues (current year data)	QnM	10	3	30
2.3.4	<i>Preparation and adherence to Academic Calendar and Teaching plans by the institution</i>	QIM	10	3.5	35
2.3	Teaching - Learning Process		50	0	125
2.4	Teacher Profile and Quality				
2.4.1	Full time teachers against sanctioned posts during 2018-2019 (10) & 2.4.3 Teaching experience of full time teachers in number of years	QnM	10	4	40
2.4.2	Full time teachers with Ph.D. during 2018-2019	QnM	20	4	80
2.4.3	Teaching experience of full time teachers in number of years (current year data)	QnM	10	3	30
2.4.4	Full time teachers who received awards, recognition, fellowships at State, National, International level from Government, recognised bodies during 2018-2019 (10) & for 3.4.2 The institution provides incentives to teachers who receive state, national and international recognition/awards	QnM	10	0	0
2.4.5	Full time teachers from other States against sanctioned posts during 2018-2019	QnM	10	0	0
2.4	Teacher Profile and Quality		60	2.5	150
2.6	Student Performance and Learning Outcomes				
2.6.1	i) Provide the web link displaying Programme Outcomes(PO)/Programme Specific Outcomes (PSO) / Course Outcomes (CO) for all programmes offered by the Department.	QIM	20	3.5	70
2.6.2	Evaluation of attainment of PO, PSO & CO	QIM	10	3.8	38
2.6.3	Passed out details of final year students	QnM	20	1	20
2.6	Student Performance and Learning Outcomes		50	2.56	128
2.7	Student Satisfaction Survey				
2.7.1	Online student satisfaction survey (SSS) regarding to teaching learning process.	QnM	50	2.92	146
2.7	Student Satisfaction Survey		50	2.92	146
Criterion II – Teaching-Learning and Evaluation			235	2.74	644

Criterion III – Research, Innovations and Extension					
3.1	Promotion of Research and Facilities				
3.1.3	Number of teachers awarded international fellowship for advanced studies/ research during 2018-2019	QnM	6	0	0
3.1	Promotion of Research and Facilities		6	0	0
3.2	Resource Mobilization for Research				
3.2.1	Grants for research projects sponsored by the government, non-government sources such as industry, corporate houses, international bodies, endowments, Chairs in the institution during 2018-2019	QnM	3	0	0
3.2.2	Number of research centers recognized by Institution and National/International Bodies	QnM	2	4	8
3.2.3	Teachers recognised as research guides	QnM	2	4	8
3.2.4	Number of research projects per teacher funded by government and non-government agencies during 2018-2019	QnM	3	1	3
3.2	Resource Mobilization for Research		10	1.9	19
3.3	Innovation Ecosystem				
3.3.1	What are the innovation done by the Department / Club including Incubation Centre and other initiatives for creation and transfer of knowledge?	QIM	4	2	8
3.3.2	Number of workshops/seminars conducted on Intellectual Property Rights (IPR) and Industry-Academia Innovative practices during 2018-2019	QnM	6	0	0
3.3.3	Number of awards for innovation won by institution/teachers/research scholars/students during 2018-2019	QnM	5	0	0
3.3.4	Number of start-ups incubated on campus during 2018-2019	QnM	5	0	0
3.3	Innovation Ecosystem		20	0.4	8
3.4	Research Publications and Awards				
3.4.1	The institution has a stated Code of Ethics to check malpractices and plagiarism in Research	QnM	1	4	4

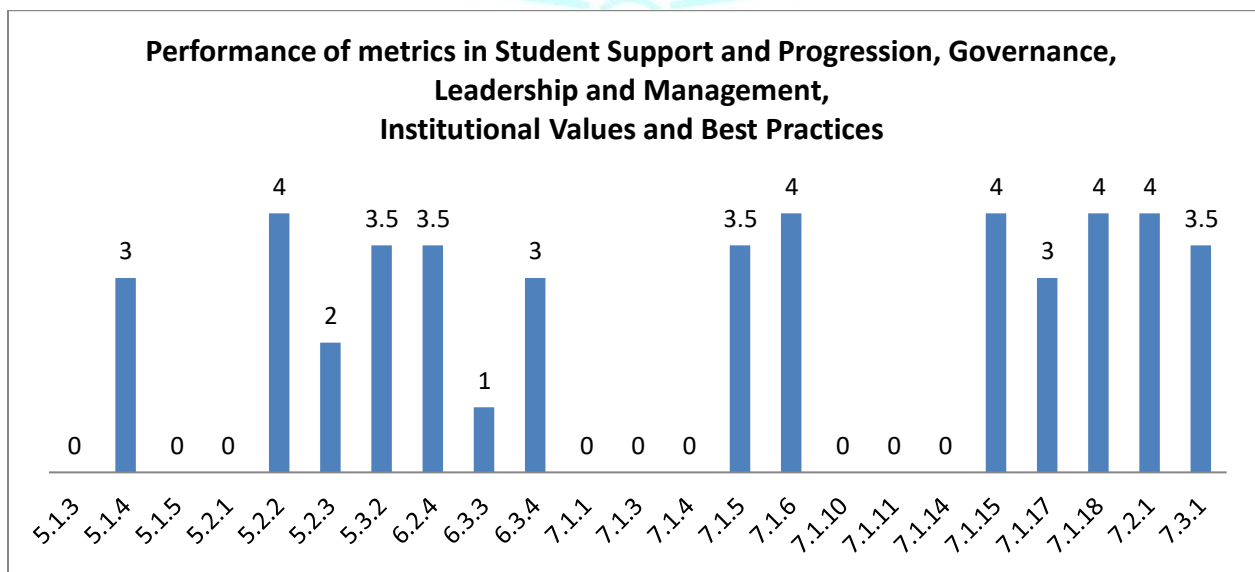
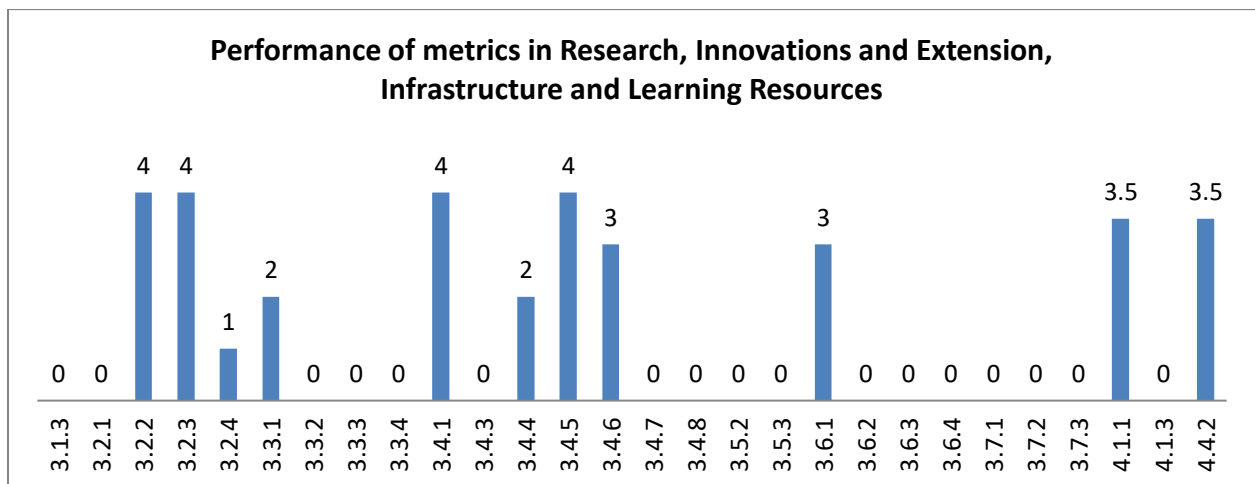
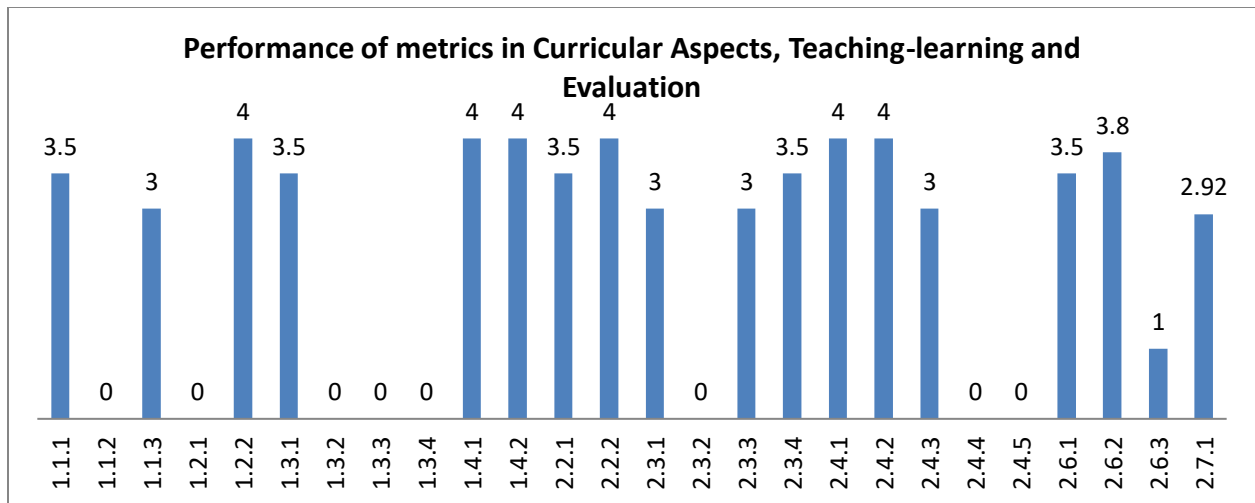
3.4.3	Number of Patents published/awarded during 2018-2019	QnM	4	0	0
3.4.4	Number of Ph.D.s awarded per teacher during 2018-2019	QnM	4	2	8
3.4.5	Number of research papers per teacher in the Journals notified on UGC website during 2018-2019	QnM	2	4	8
3.4.6	Number of books and chapters in edited volumes / books published, and papers in national/international conference - proceedings per teacher during 2018-2019	QnM	5	3	15
3.4.7	Bibliometrics of the publications during 2018-2019 based on average citation index in Scopus/ Web of Science or Pub Med/ Indian Citation Index	QnM	2	0	0
3.4.8	Bibliometrics of the publications during 2018-19 based on Scopus/ Web of Science – h-index of the Department	QnM	1	0	0
3.4	Research Publications and Awards		19	1.84	35
3.5	Consultancy				
3.5.2	Revenue generated from consultancy during 2018-2019	QnM	6	0	0
3.5.3	Revenue generated from corporate training by the Department during 2018-2019	QnM	3	0	0
3.5	Consultancy		9	0	0
3.6	Extension Activities				
3.6.1	What are the Extension activities in the neighborhood community in terms of impact and sensitizing students to social issues and holistic development during 2018-2019?	QIM	10	3	30
3.6.2	Number of awards and recognition received for extension activities from Government /recognized bodies during 2018 - 19	QnM	15	0	0
3.6.3	Number of extension and outreach Programmes conducted in collaboration with industry, community and Non- Government Organizations through NSS/NCC/Red cross/YRC etc., during 2018-2019	QnM	15	0	0
3.6.4	Students participating in extension activities with Government Organizations, Non-Government Organizations and Programmes such as Swachh Bharat, Aids Awareness, Gender Issue, etc. during 2018-2019	QnM	10	0	0
3.6	Extension Activities		50	0.6	30

3.7	Collaboration				
3.7.1	Number of Collaborative activities for research, faculty exchange, student exchange	QnM	5	0	0
3.7.2	Number of linkages with institutions/industries for internship, on-the-job training, project work, sharing of research facilities etc. during 2018-2019	QnM	10	0	0
3.7.3	Number of functional MoUs with institutions of national, international importance, other universities, industries, corporate houses etc. during 2018-2019	QnM	5	0	0
3.7	Collaboration		20	0	0
Criterion III – Research, Innovations and Extension			134	0.69	92
Criterion IV – Infrastructure and Learning Resources					
4.1	Physical Facilities				
4.1.1	<i>The institution has adequate facilities for teaching – learning, viz., classrooms, laboratories, computing equipment, etc.</i>	QIM	5	3.5	17.5
4.1.3	<i>Percentage of classrooms and seminar halls with ICT – enabled facilities such as smart class, LMS, etc.</i>	QnM	10	0	0
4.1	Physical Facilities		15	1.17	17.5
4.4	Maintenance of Campus Infrastructure				
4.4.2	Provide the Service/Maintenance Record	QIM	10	3.5	35
4.4	Maintenance of Campus Infrastructure		10	3.5	35
Criterion IV – Infrastructure and Learning Resources			25	2.1	52.5
Criterion V - Student Support and Progression					
5.1	Student Support				
5.1.3	<i>Number of capability enhancement and development schemes 1. Guidance for competitive examinations, 2. Career Counselling, 3. Softskill development, 4. Remedial coaching 5. Language lab, 6. Bridge courses 7. Yoga and Meditation 8. Personal Counselling Options: A. 7 or more of the above B. Any 6 of the above V. Any 5 of the above D. Any 4 of the above E. ≤ 3 of the above (Opt one)</i>	QnM	9	0	0

5.1.4	Students benefited by guidance for competitive examinations and career counseling offered by the institution during 2018-2019	QnM	8	3	24
5.1.5	Students benefited by Vocational Education and Training (VET) during 2018-2019	QnM	2	0	0
5.1	Student Support		19	1.26	24
5.2	Student Progression				
5.2.1	Placement of outgoing students during 2018-2019	QnM	10	0	0
5.2.2	Student progression to higher education (previous graduating batch i.e., 2018 - 2019)	QnM	10	4	40
5.2.3	Students qualifying in state/ national/ international level examinations during 2018-2019 (eg: NET/ SLET/GATE/GMAT /CAT, GRE/TOFEL/Civil Services/State government examinations)	QnM	10	2	20
5.2	Student Progression		30	2	60
5.3	Student Participation and Activities				
5.3.2	<i>Presence of an active Student Council & representation of students on academic & administrative bodies/committees</i>	QIM	10	3.5	35
5.3	Student Participation and Activities		10	3.5	35
Criterion V - Student Support and Progression			59	2.02	119
Criterion VI – Governance, Leadership and Management					
6.2	Strategy Development and Deployment				
6.2.4	Minutes of Meetings and action taken reports of Associations /Cells / Bodies / Committees /Clubs etc	QIM	2	3.5	7
6.2	Strategy Development and Deployment		2	3.5	7
6.3	Faculty Empowerment Strategies				
6.3.3	Number of professional development / administrative training Programmes organized by the Institution for teaching and non teaching staff during 2018-2019	QnM	5	1	5
6.3.4	Teachers attending professional development Programmes, viz., Orientation Programme, Refresher Course, Short Term Course, Faculty Development Programmes during 2018-2019	QnM	5	3	15
6.3	Faculty Empowerment Strategies		10	2	20
Criterion VI – Governance, Leadership and Management			12	2.25	27

	Criterion VII – Institutional Values and Best Practices				
7.1	Institutional Values and Social Responsibilities				
7.1.1	Number of gender equity promotion Programmes organized by the department/club/cell/ unit during 2018-2019	QnM	5	0	0
7.1.3	Environmental Consciousness and Sustainability Alternate Energy initiatives such as: Power requirement of the Department met by the renewable energy sources	QnM	1	0	0
7.1.4	Annual lighting power requirements met through LED bulbs	QnM	1	0	0
7.1.5	Waste Management steps including: a) Solid waste management b) Liquid waste management c) E-waste management	QIM	3	3.5	10.5
7.1.6	Rain water harvesting structures and utilization	QIM	1	4	4
7.1.10	Number of specific initiatives to address locational advantages and disadvantages during 2018-2019	QnM	5	0	0
7.1.11	Number of initiatives taken to engage with and contribute to local community during 2018-2019	QnM	5	0	0
7.1.14	The Department plans and organizes appropriate activities to increase consciousness about national identities and symbols; Fundamental Duties and Rights of Indian citizens and other constitutional obligations (Yes/No)	QnM	1	0	0
7.1.15	The Department offers a course on Human Values and professional ethics (Yes/No)	QnM	1	4	4
7.1.17	Number of activities conducted for promotion of universal values (Truth, Righteous conduct, Love, Non-Violence and peace); national values, human values, national integration, communal harmony and social cohesion as well as for observance of fundamental duties during 2018-2019	QnM	2	3	6
7.1.18	Institution organizes national festivals and birth / death anniversaries of the great Indian personalities.	QIM	1	4	4

7.1	Institutional Values and Social Responsibilities		26	1.1	28.5
7.2	Best Practices				
7.2.1	Describe any one best practice followed by the Department / Cell / Body / Committee / Club/Unit	QIM	30	4	120
7.2	Best Practices		30	4	120
7.3	Institutional Distinctiveness				
7.3.1	Describe/Explain the performance the Department in one area distinctive to its Vision, Priority & Thrust	QIM	20	3.5	70
7.3	Institutional Distinctiveness		20	3.5	70
Criterion VII – Institutional Values and Best Practices			76	2.88	218.5
	Criteria-wise Assessment		Weight age (W)	Score	Wtd Grade Point (WGP)
1	Curricular Aspects		150.00	1.97	295.00
2	Teaching, Learning & Evaluation		235.00	2.74	644.00
3	Research, Innovation & Extension		134.00	0.69	92.00
4	Infrastructure & Learning resources		25.00	2.10	52.50
5	Student Support & Progression		59.00	2.02	119.00
6	Governance, Leadership & Management		12.00	2.25	27.00
7	Institutional values & Best Practices		76.00	2.88	218.50
	Overall:-		691.00	2.10	1448.00



Department / Cell : Chemistry

Academic and Administrative Audit - 18.10.2019

Strengths and Weaknesses

Strengths :

- Feedback System
- Best Practices
- Catering to Student Diversity
- Maintenance of Campus Infrastructure
- Student Participation and Activities
- Strategy Development and Deployment
- Institutional Distinctiveness

Weaknesses :

- Curriculum Enrichment
- Extension Activities
- Innovation Ecosystem
- Promotion of Research and Facilities
- Consultancy
- Collaboration





Scott Christian College (Autonomous), Nagercoil - 3


INTERNAL QUALITY ASSURANCE CELL



ACADEMIC & ADMINISTRATIVE AUDIT 2018 – 2019

GRADE

DEPARTMENT OF BOTANY



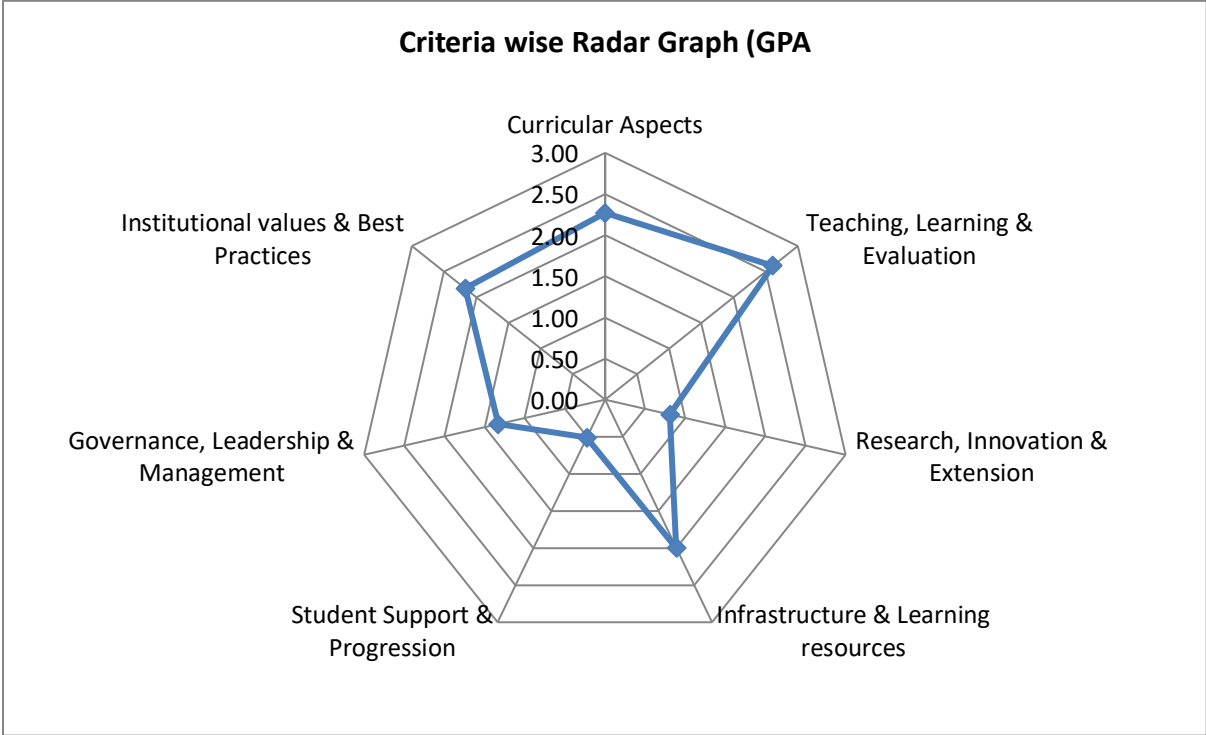
Department / Cell : Botany

Academic and Administrative Audit - 18.10.2019

No	Criteria	Weightage (W1)	Weighted Grade Point (CrWGP _i)	Grade Point Averages (CrWGP _i /W _i)
1	Curricular Aspects	150	340.0	2.27
2	Teaching, Learning & Evaluation	235	614.0	2.61
3	Research, Innovation & Extension	134	108.0	0.81
4	Infrastructure & Learning resources	25	50.0	2.00
5	Student Support & Progression	59	30.0	0.51
6	Governance, Leadership & Management	12	16.0	1.33
7	Institutional values & Best Practices	76	165.0	2.17
	Total	691	1323	1.91
CGPA : 1.91				
Grade : C				

Dean IQAC

Principal

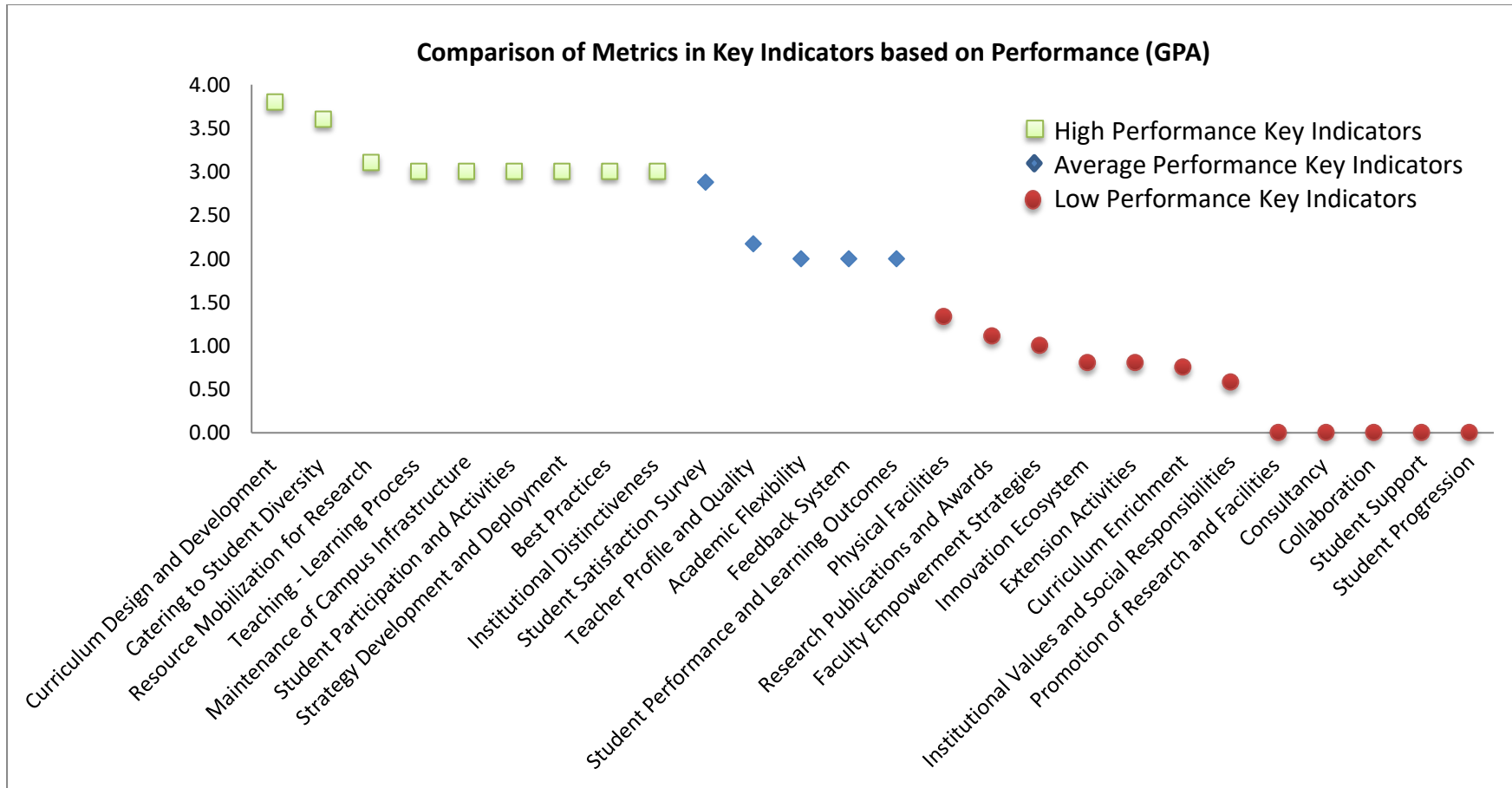


Department / Cell : Botany

Academic and Administrative Audit - 18.10.2019

No	Criteria and Key Indicators	Key Indicator Weightage (W _i)	Key Indicator Wise Weighted Grade Points (KIWGP) _i	Grade Point Averages (CrWGP _i /W _i)
Criterion I – Curricular Aspects				
1.1	Curriculum Design and Development	50	190.0	3.80
1.2	Academic Flexibility	40	80.0	2.00
1.3	Curriculum Enrichment	40	30.0	0.75
1.4	Feedback System	20	40.0	2.00
	Total	150	340.0	2.27
Criterion II – Teaching-Learning and Evaluation				
2.2	Catering to Student Diversity	25	90.0	3.60
2.3	Teaching - Learning Process	50	150.0	3.00
2.4	Teacher Profile and Quality	60	130.0	2.17
2.6	Student Performance and Learning Outcomes	50	100.0	2.00
2.7	Student Satisfaction Survey	50	144.0	2.88
	Total	235	614.0	2.61
Criterion III – Research, Innovations and Extension				
3.1	Promotion of Research and Facilities	6	0.0	0.00
3.2	Resource Mobilization for Research	10	31.0	3.10
3.3	Innovation Ecosystem	20	16.0	0.80
3.4	Research Publications and Awards	19	21.0	1.11
3.5	Consultancy	9	0.0	0.00

No	Criteria and Key Indicators	Key Indicator Weightage (W _i)	Key Indicator Wise Weighted Grade Points (KIWGP) _i	Grade Point Averages (CrWGPI/W _i)
3.6	Extension Activities	50	40.0	0.80
3.7	Collaboration	20	0.0	0.00
	Total	134	108.0	0.81
Criterion IV – Infrastructure and Learning Resources				
4.1	Physical Facilities	15	20.0	1.33
4.4	Maintenance of Campus Infrastructure	10	30.0	3.00
	Total	25	50.0	2.00
Criterion V - Student Support and Progression				
5.1	Student Support	19	0.0	0.00
5.2	Student Progression	30	0.0	0.00
5.3	Student Participation and Activities	10	30.0	3.00
	Total	59	30.0	0.51
Criterion VI – Governance, Leadership and Management				
6.2	Strategy Development and Deployment	2	6.0	3.00
6.3	Faculty Empowerment Strategies	10	10.0	1.00
	Total	12	16.0	1.33
Criterion VII – Institutional Values and Best Practices				
7.1	Institutional Values and Social Responsibilities	26	15.0	0.58
7.2	Best Practices	30	90.0	3.00
7.3	Institutional Distinctiveness	20	60.0	3.00
	Total	76	165.0	2.17
	Grand Total	691	1323	1.91





Scott Christian College (Autonomous), Nagercoil - 3

AAA 2018 - 2019 - Assessment Sheet

Department of Botany



Qualitative & Quantitative Metrics

Metric	Parameter	QIM/ QnM	Weight age	Score	Wtd. Score
	Criterion I – Curricular Aspects				
1.1	Curriculum Design and Development				
1.1.1	Curricula developed/adopted having Learning Outcomes including Programme Outcomes (Pos), Programme specific outcomes (PSOs) and Course Outcomes (COs) for all the UG, PG and M.Phil programmes offered by the Department and mapped them with syllabus properly.	QIM	20	4	80
1.1.2	List of Programmes where syllabus revision was carried out during 2018-2019	QnM	20	4	80
1.1.3	Courses having focus on employability/ entrepreneurship/ skill development during 2018 - 2019	QnM	10	3	30
1.1	Curriculum Design and Development		50	3.8	190
1.2	Academic Flexibility				
1.2.1	New courses introduced of the total number of courses across all programs offered during 2018 – 2019.	QnM	20	0	0
1.2.2	Programs in which Choice Based Credit System (CBCS)/elective course system has been implemented (2018-19)	QnM	20	4	80
1.2	Academic Flexibility		40	2	80
1.3	Curriculum Enrichment				
1.3.1	List of courses whose syllabus integrate Cross cutting Issues related to Gender/ Environment & Sustainability/Human Values & Professional Ethics.	QIM	10	3	30
1.3.2	List of Value-added courses imparting transferable and life skills offered during 2018-2019 with details of the students	QnM	10	0	0
1.3.3	List of Value-added courses imparting transferable and life skills offered during 2018-2019 with details of the students	QnM	10	0	0

1.3.4	Details of students undertaking field projects / internships (2018 - 2019)	QnM	10	0	0
1.3	Curriculum Enrichment		40	0.75	30
1.4	Feedback System				
1.4.1	Structured feedback received from: 1) Students, 2) Teachers, 3) Employers, 4) Alumni 5) Parents, for design and review of syllabus - Semester wise /year wise (<i>Weightage: 10 QnM</i>) Options: A. Any 4 of the above B. Any 3 of the above C. Any 2 of the above D. Any 1 of the above E. None of the above	QnM	10	2	20
1.4.2	Feedback processes of the institution may be classified as follows: A) Feedback collected, analysed and action taken and feedback available on website B) Feedback collected, analysed and action has been taken C) Feedback collected and analysed D) Feedback collected E) Feedback not collected	QnM	10	2	20
1.4	Feedback System		20	2	40
Criterion I – Curricular Aspects			150	2.27	340
Criterion II – Teaching-Learning and Evaluation					
2.2	Catering to Student Diversity				
2.2.1	<i>The institution assesses the learning levels of the students, after admission and organises special programs for advanced learners and slow learners</i>	QIM	10	3	30
2.2.2	<i>Student - Full time teacher ratio(current year data)</i>	QnM	15	4	60
2.2	Catering to Student Diversity		25	3.6	90
2.3	Teaching - Learning Process				
2.3.1	<i>Student centric methods, such as experiential learning, participative learning and problem solving methodologies are used for enhancing learning experiences</i>	QIM	20	4	80
2.3.2	Teachers using ICT for effective teaching with Learning Management Systems (LMS), E-learning resources etc. (2018 - 2019)	QnM	10	0	0
2.3.3	Ratio of students to mentor for academic and stress related issues (current year data)	QnM	10	4	40
2.3.4	<i>Preparation and adherence to Academic Calendar and Teaching plans by the institution</i>	QIM	10	3	30
2.3	Teaching - Learning Process		50	3	150
2.4	Teacher Profile and Quality				
2.4.1	Full time teachers against sanctioned posts during 2018-2019 (10) & 2.4.3 Teaching experience of full time teachers in number of years	QnM	10	4	40
2.4.2	Full time teachers with Ph.D. during 2018-2019	QnM	20	4	80
2.4.3	Teaching experience of full time teachers in number of years (current year data)	QnM	10	1	10

2.4.4	Full time teachers who received awards, recognition, fellowships at State, National, International level from Government, recognised bodies during 2018-2019 (10) & for 3.4.2 The institution provides incentives to teachers who receive state, national and international recognition/awards	QnM	10	0	0
2.4.5	Full time teachers from other States against sanctioned posts during 2018-2019	QnM	10	0	0
2.4	Teacher Profile and Quality		60	2.17	130
2.6	Student Performance and Learning Outcomes				
2.6.1	i) Provide the web link displaying Programme Outcomes(PO)/Programme Specific Outcomes (PSO) / Course Outcomes (CO) for all programmes offered by the Department.	QIM	20	4	80
2.6.2	Evaluation of attainment of PO, PSO & CO	QIM	10	2	20
2.6.3	Passed out details of final year students	QnM	20	0	0
2.6	Student Performance and Learning Outcomes		50	2	100
2.7	Student Satisfaction Survey				
2.7.1	Online student satisfaction survey (SSS) regarding to teaching learning process.	QnM	50	2.88	144
2.7	Student Satisfaction Survey		50	2.88	144
Criterion II – Teaching-Learning and Evaluation			235	2.61	614
Criterion III – Research, Innovations and Extension					
3.1	Promotion of Research and Facilities				
3.1.3	Number of teachers awarded international fellowship for advanced studies/ research during 2018-2019	QnM	6	0	0
3.1	Promotion of Research and Facilities		6	0	0
3.2	Resource Mobilization for Research				
3.2.1	Grants for research projects sponsored by the government, non-government sources such as industry, corporate houses, international bodies, endowments, Chairs in the institution during 2018-2019	QnM	3	4	12
3.2.2	Number of research centers recognized by Institution and National/International Bodies	QnM	2	4	8
3.2.3	Teachers recognised as research guides	QnM	2	4	8
3.2.4	Number of research projects per teacher funded by government and non-government agencies during 2018-2019	QnM	3	1	3
3.2	Resource Mobilization for Research		10	3.1	31
3.3	Innovation Ecosystem				
3.3.1	What are the innovation done by the Department / Club including Incubation Centre and other initiatives for creation and transfer of knowledge?	QIM	4	4	16

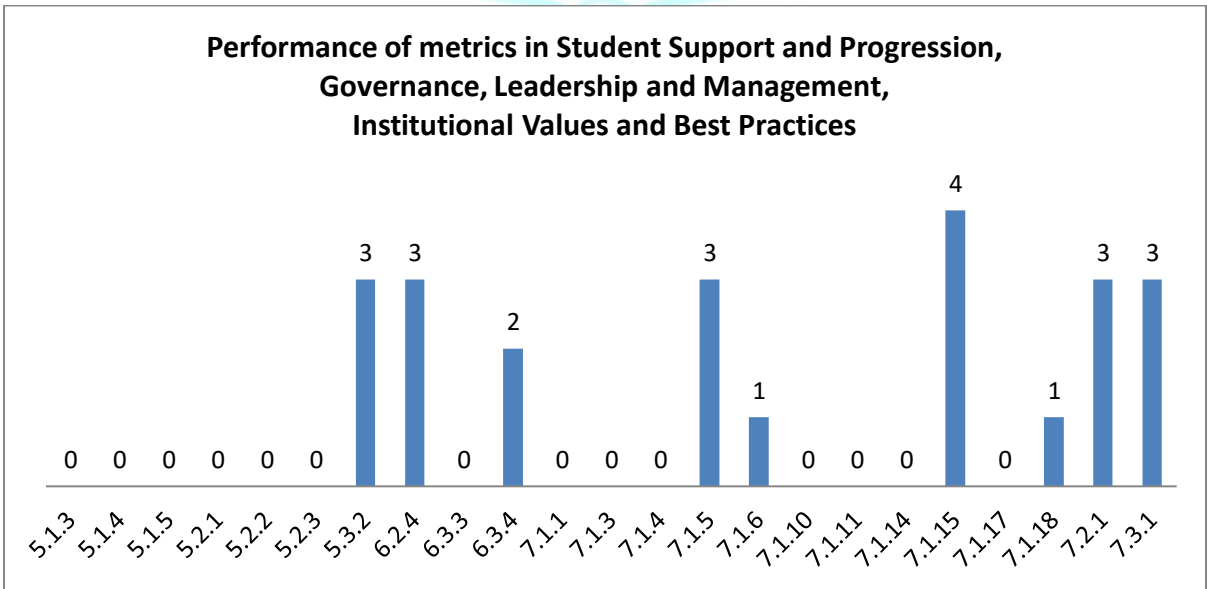
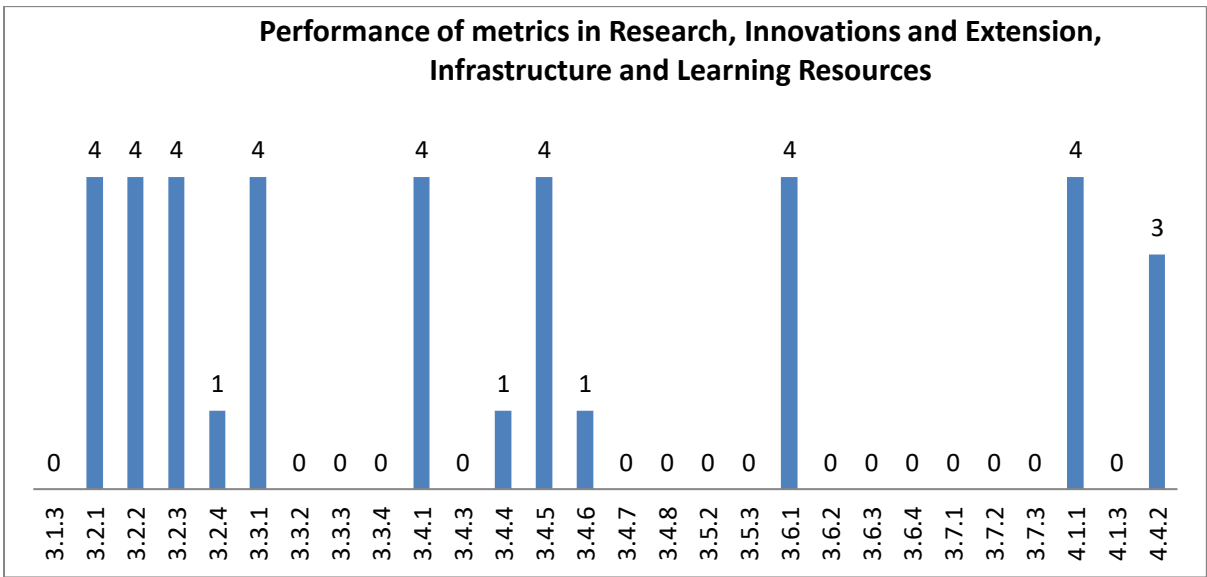
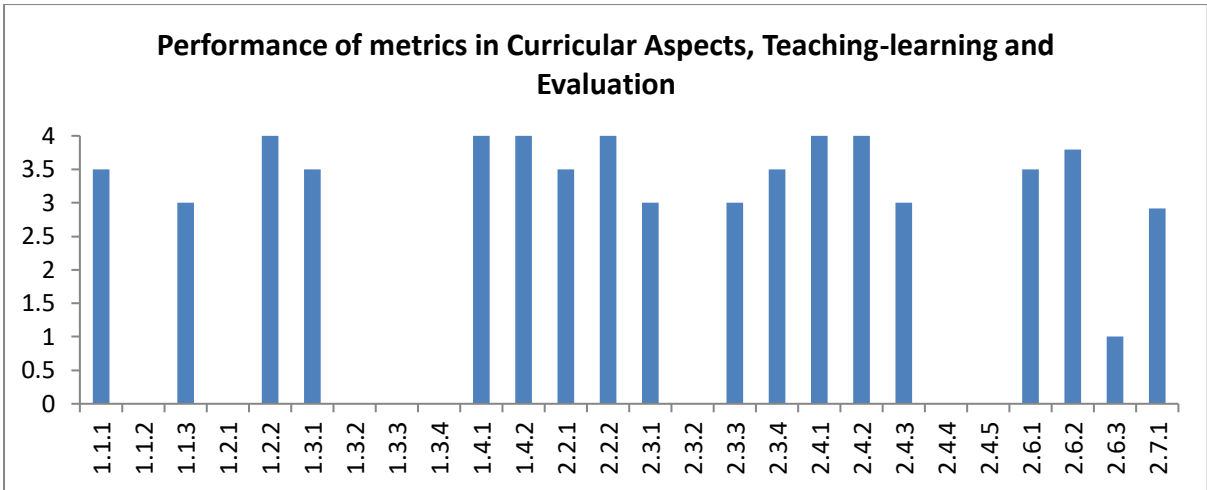
3.3.2	Number of workshops/seminars conducted on Intellectual Property Rights (IPR) and Industry-Academia Innovative practices during 2018-2019	QnM	6	0	0
3.3.3	Number of awards for innovation won by institution/teachers/research scholars/students during 2018-2019	QnM	5	0	0
3.3.4	Number of start-ups incubated on campus during 2018-2019	QnM	5	0	0
3.3	Innovation Ecosystem		20	0.8	16
3.4	Research Publications and Awards				
3.4.1	The institution has a stated Code of Ethics to check malpractices and plagiarism in Research	QnM	1	4	4
3.4.3	Number of Patents published/awarded during 2018-2019	QnM	4	0	0
3.4.4	Number of Ph.D.s awarded per teacher during 2018-2019	QnM	4	1	4
3.4.5	Number of research papers per teacher in the Journals notified on UGC website during 2018-2019	QnM	2	4	8
3.4.6	Number of books and chapters in edited volumes / books published, and papers in national/international conference - proceedings per teacher during 2018-2019	QnM	5	1	5
3.4.7	Bibliometrics of the publications during 2018-2019 based on average citation index in Scopus/ Web of Science or Pub Med/ Indian Citation Index	QnM	2	0	0
3.4.8	Bibliometrics of the publications during 2018-19 based on Scopus/ Web of Science – h-index of the Department	QnM	1	0	0
3.4	Research Publications and Awards		19	1.11	21
3.5	Consultancy				
3.5.2	Revenue generated from consultancy during 2018-2019	QnM	6	0	0
3.5.3	Revenue generated from corporate training by the Department during 2018-2019	QnM	3	0	0
3.5	Consultancy		9	0	0
3.6	Extension Activities				
3.6.1	What are the Extension activities in the neighborhood community in terms of impact and sensitizing students to social issues and holistic development during 2018-2019?	QIM	10	4	40

3.6.2	Number of awards and recognition received for extension activities from Government /recognized bodies during 2018 - 19	QnM	15	0	0
3.6.3	Number of extension and outreach Programmes conducted in collaboration with industry, community and Non- Government Organizations through NSS/NCC/Red cross/YRC etc., during 2018-2019	QnM	15	0	0
3.6.4	Students participating in extension activities with Government Organizations, Non-Government Organizations and Programmes such as Swachh Bharat, Aids Awareness, Gender Issue, etc. during 2018-2019	QnM	10	0	0
3.6	Extension Activities		50	0.8	40
3.7	Collaboration				
3.7.1	Number of Collaborative activities for research, faculty exchange, student exchange	QnM	5	0	0
3.7.2	Number of linkages with institutions/industries for internship, on-the-job training, project work, sharing of research facilities etc. during 2018-2019	QnM	10	0	0
3.7.3	Number of functional MoUs with institutions of national, international importance, other universities, industries, corporate houses etc. during 2018-2019	QnM	5	0	0
3.7	Collaboration		20	0	0
Criterion III – Research, Innovations and Extension			134	0.81	108
Criterion IV – Infrastructure and Learning Resources					
4.1	Physical Facilities				
4.1.1	<i>The institution has adequate facilities for teaching – learning, viz., classrooms, laboratories, computing equipment, etc.</i>	QIM	5	4	20
4.1.3	<i>Percentage of classrooms and seminar halls with ICT – enabled facilities such as smart class, LMS, etc.</i>	QnM	10	0	0
4.1	Physical Facilities		15	1.33	20
4.4	Maintenance of Campus Infrastructure				
4.4.2	Provide the Service/Maintenance Record	QIM	10	3	30
4.4	Maintenance of Campus Infrastructure		10	3	30
Criterion IV – Infrastructure and Learning Resources			25	2	50

Criterion V - Student Support and Progression					
5.1	Student Support				
5.1.3	Number of capability enhancement and development schemes 1. Guidance for competitive examinations, 2. Career Counselling, 3. Softskill development, 4. Remedial coaching 5. Language lab, 6. Bridge courses 7. Yoga and Meditation 8. Personal Counselling Options: A. 7 or more of the above B. Any 6 of the above V. Any 5 of the above D. Any 4 of the above E. ≤ 3 of the above (Opt one)	QnM	9	0	0
5.1.4	Students benefited by guidance for competitive examinations and career counseling offered by the institution during 2018-2019	QnM	8	0	0
5.1.5	Students benefited by Vocational Education and Training (VET) during 2018-2019	QnM	2	0	0
5.1	Student Support		19	0	0
5.2	Student Progression				
5.2.1	Placement of outgoing students during 2018-2019	QnM	10	0	0
5.2.2	Student progression to higher education (previous graduating batch i.e., 2018 - 2019)	QnM	10	0	0
5.2.3	Students qualifying in state/ national/ international level examinations during 2018-2019 (eg: NET/ SLET/GATE/GMAT /CAT, GRE/TOFEL/Civil Services/State government examinations)	QnM	10	0	0
5.2	Student Progression		30	0	0
5.3	Student Participation and Activities				
5.3.2	Presence of an active Student Council & representation of students on academic & administrative bodies/committees	QIM	10	3	30
5.3	Student Participation and Activities		10	3	30
Criterion V - Student Support and Progression			59	0.51	30
Criterion VI – Governance, Leadership and Management					
6.2	Strategy Development and Deployment				
6.2.4	Minutes of Meetings and action taken reports of Associations /Cells / Bodies / Committees /Clubs etc	QIM	2	3	6
6.2	Strategy Development and Deployment		2	3	6
6.3	Faculty Empowerment Strategies				
6.3.3	Number of professional development / administrative training Programmes organized by the Institution for teaching and non teaching staff during 2018-2019	QnM	5	0	0

6.3.4	Teachers attending professional development Programmes, viz., Orientation Programme, Refresher Course, Short Term Course, Faculty Development Programmes during 2018-2019	QnM	5	2	10
6.3	Faculty Empowerment Strategies		10	1	10
Criterion VI – Governance, Leadership and Management			12	1.33	16
Criterion VII – Institutional Values and Best Practices					
7.1	Institutional Values and Social Responsibilities				
7.1.1	Number of gender equity promotion Programmes organized by the department/club/cell/ unit during 2018-2019	QnM	5	0	0
7.1.3	Environmental Consciousness and Sustainability Alternate Energy initiatives such as: Power requirement of the Department met by the renewable energy sources	QnM	1	0	0
7.1.4	Annual lighting power requirements met through LED bulbs	QnM	1	0	0
7.1.5	Waste Management steps including: a) Solid waste management b) Liquid waste management c) E-waste management	QIM	3	3	9
7.1.6	Rain water harvesting structures and utilization	QIM	1	1	1
7.1.10	Number of specific initiatives to address locational advantages and disadvantages during 2018-2019	QnM	5	0	0
7.1.11	Number of initiatives taken to engage with and contribute to local community during 2018-2019	QnM	5	0	0
7.1.14	The Department plans and organizes appropriate activities to increase consciousness about national identities and symbols; Fundamental Duties and Rights of Indian citizens and other constitutional obligations (Yes/No)	QnM	1	0	0
7.1.15	The Department offers a course on Human Values and professional ethics (Yes/No)	QnM	1	4	4
7.1.17	Number of activities conducted for promotion of universal values (Truth, Righteous conduct, Love, Non-Violence and peace); national values, human values, national integration, communal harmony and social cohesion as well as for observance of fundamental duties during 2018-2019	QnM	2	0	0
7.1.18	Institution organizes national festivals and birth / death anniversaries of the great Indian personalities.	QIM	1	1	1
7.1	Institutional Values and Social Responsibilities		26	0.58	15

7.2	Best Practices				
7.2.1	Describe any one best practice followed by the Department / Cell / Body / Committee / Club/Unit	QIM	30	3	90
7.2	Best Practices		30	3	90
7.3	Institutional Distinctiveness				
7.3.1	Describe/Explain the performance the Department in one area distinctive to its Vision, Priority & Thrust	QIM	20	3	60
7.3	Institutional Distinctiveness		20	3	60
Criterion VII – Institutional Values and Best Practices			76	2.17	165
	Criteria-wise Assessment		Weight age (W)	Score	Wtd Grade Point (WGP)
1	Curricular Aspects		150.00	2.27	340.00
2	Teaching, Learning & Evaluation		235.00	2.61	614.00
3	Research, Innovation & Extension		134.00	0.81	108.00
4	Infrastructure & Learning resources		25.00	2.00	50.00
5	Student Support & Progression		59.00	0.51	30.00
6	Governance, Leadership & Management		12.00	1.33	16.00
7	Institutional values & Best Practices		76.00	2.17	165.00
Overall:-			691.00	1.91	1323.00



Department / Cell : Botany

Academic and Administrative Audit - 18.10.2019

Strengths and Weaknesses

Strengths :

- Curriculum Design and Development
- Catering to Student Diversity
- Resource Mobilization for Research
- Teaching - Learning Process
- Maintenance of Campus Infrastructure
- Student Participation and Activities
- Strategy Development and Deployment
- Best Practices
- Institutional Distinctiveness

Weaknesses :

- Faculty Empowerment Strategies
- Innovation Ecosystem
- Extension Activities
- Curriculum Enrichment
- Institutional Values and Social Responsibilities
- Promotion of Research and Facilities
- Consultancy
- Collaboration
- Student Support
- Student Progression





Scott Christian College (Autonomous), Nagercoil - 3


INTERNAL QUALITY ASSURANCE CELL



ACADEMIC & ADMINISTRATIVE AUDIT 2018 – 2019

GRADE

DEPARTMENT OF ZOOLOGY



Department / Cell : Zoology

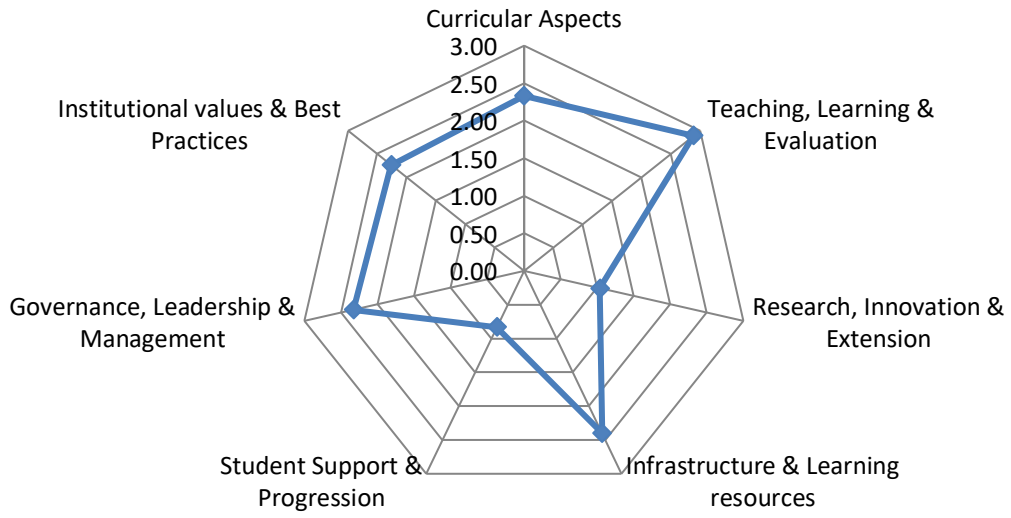
Academic and Administrative Audit - 18.10.2019

No	Criteria	Weightage (W1)	Weighted Grade Point (CrWGP _i)	Grade Point Averages (CrWGP _i /W _i)
1	Curricular Aspects	150	350.0	2.33
2	Teaching, Learning & Evaluation	235	678.5	2.89
3	Research, Innovation & Extension	134	139.0	1.04
4	Infrastructure & Learning resources	25	60.0	2.40
5	Student Support & Progression	59	49.0	0.83
6	Governance, Leadership & Management	12	28.0	2.33
7	Institutional values & Best Practices	76	172.0	2.26
	Total	691	1476.5	2.14
CGPA : 2.14				
Grade : B				

Dean IQAC

Principal

Criteria wise Radar Graph (GPA)

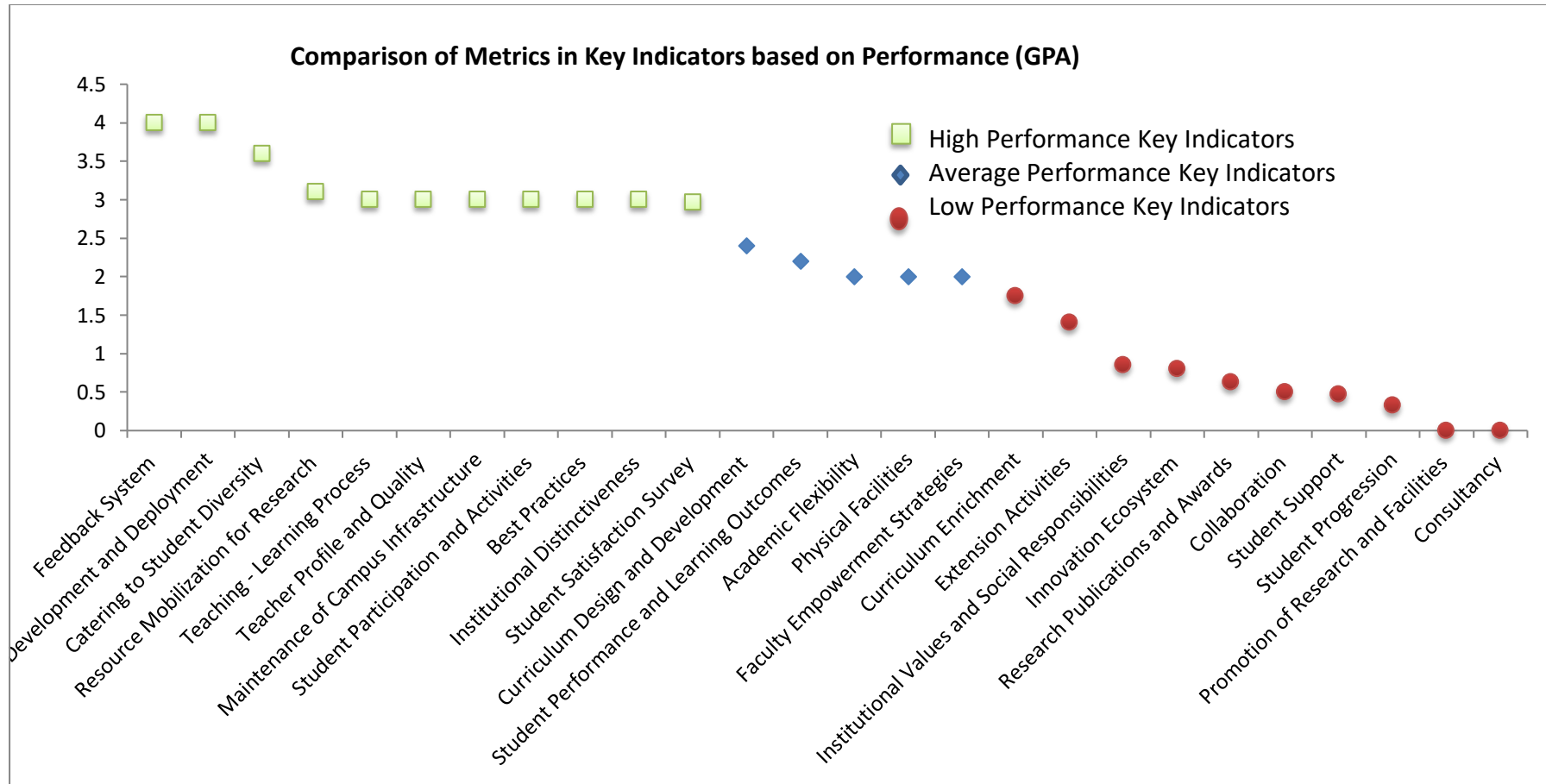


Department / Cell : Zoology

Academic and Administrative Audit - 18.10.2019

No	Criteria and Key Indicators	Key Indicator Weightage (W _i)	Key Indicator Wise Weighted Grade Points (KIWGP) _i	Grade Point Averages (CrWGPI/W _i)
Criterion I – Curricular Aspects				
1.1	Curriculum Design and Development	50	120.0	2.40
1.2	Academic Flexibility	40	80.0	2.00
1.3	Curriculum Enrichment	40	70.0	1.75
1.4	Feedback System	20	80.0	4.00
	Total	150	350.0	2.33
Criterion II – Teaching-Learning and Evaluation				
2.2	Catering to Student Diversity	25	90.0	3.60
2.3	Teaching - Learning Process	50	150.0	3.00
2.4	Teacher Profile and Quality	60	180.0	3.00
2.6	Student Performance and Learning Outcomes	50	110.0	2.20
2.7	Student Satisfaction Survey	50	148.5	2.97
	Total	235	678.5	2.89
Criterion III – Research, Innovations and Extension				
3.1	Promotion of Research and Facilities	6	0.0	0.00
3.2	Resource Mobilization for Research	10	31.0	3.10
3.3	Innovation Ecosystem	20	16.0	0.80
3.4	Research Publications and Awards	19	12.0	0.63
3.5	Consultancy	9	0.0	0.00
3.6	Extension Activities	50	70.0	1.40

No	Criteria and Key Indicators	Key Indicator Weightage (W _i)	Key Indicator Wise Weighted Grade Points (KIWGP) _i	Grade Point Averages (CrWGP _i /W _i)
3.7	Collaboration	20	10.0	0.50
	Total	134	139.0	1.04
Criterion IV – Infrastructure and Learning Resources				
4.1	Physical Facilities	15	30.0	2.00
4.4	Maintenance of Campus Infrastructure	10	30.0	3.00
	Total	25	60.0	2.40
Criterion V - Student Support and Progression				
5.1	Student Support	19	9.0	0.47
5.2	Student Progression	30	10.0	0.33
5.3	Student Participation and Activities	10	30.0	3.00
	Total	59	49.0	0.83
Criterion VI – Governance, Leadership and Management				
6.2	Strategy Development and Deployment	2	8.0	4.00
6.3	Faculty Empowerment Strategies	10	20.0	2.00
	Total	12	28.0	2.33
Criterion VII – Institutional Values and Best Practices				
7.1	Institutional Values and Social Responsibilities	26	22.0	0.85
7.2	Best Practices	30	90.0	3.00
7.3	Institutional Distinctiveness	20	60.0	3.00
	Total	76	172.0	2.26
	Grand Total	691	1476.5	2.14





Scott Christian College (Autonomous), Nagercoil - 3

AAA 2018 - 2019 - Assessment Sheet

Department of Zoology



Qualitative & Quantitative Metrics

Metric	Parameter	QIM/ QnM	Weight age	Score	Wtd. Score
Criterion I – Curricular Aspects					
1.1	Curriculum Design and Development				
1.1.1	Curricula developed/adopted having Learning Outcomes including Programme Outcomes (Pos), Programme specific outcomes (PSOs) and Course Outcomes (COs) for all the UG, PG and M.Phil programmes offered by the Department and mapped them with syllabus properly.	QIM	20	4	80
1.1.2	List of Programmes where syllabus revision was carried out during 2018-2019	QnM	20	0	0
1.1.3	Courses having focus on employability/ entrepreneurship/ skill development during 2018 - 2019	QnM	10	4	40
1.1	Curriculum Design and Development		50	2.4	120
1.2	Academic Flexibility				
1.2.1	New courses introduced of the total number of courses across all programs offered during 2018 – 2019.	QnM	20	0	0
1.2.2	Programs in which Choice Based Credit System (CBCS)/elective course system has been implemented (2018-19)	QnM	20	4	80
1.2	Academic Flexibility		40	2	80
1.3	Curriculum Enrichment				
1.3.1	List of courses whose syllabus integrate Cross cutting Issues related to Gender/ Environment & Sustainability/Human Values & Professional Ethics.	QIM	10	3	30
1.3.2	List of Value-added courses imparting transferable and life skills offered during 2018-2019 with details of the students	QnM	10	0	0
1.3.3	List of Value-added courses imparting transferable and life skills offered during 2018-2019 with details of the students	QnM	10	0	0

1.3.4	Details of students undertaking field projects / internships (2018 - 2019)	QnM	10	4	40
1.3	Curriculum Enrichment		40	1.75	70
1.4	Feedback System				
1.4.1	Structured feedback received from: 1) Students, 2) Teachers, 3) Employers, 4) Alumni 5) Parents, for design and review of syllabus - Semester wise /year wise (Weightage: 10 QnM) Options: A. Any 4 of the above B. Any 3 of the above C. Any 2 of the above D. Any 1 of the above E. None of the above	QnM	10	4	40
1.4.2	Feedback processes of the institution may be classified as follows: A) Feedback collected, analysed and action taken and feedback available on website B) Feedback collected, analysed and action has been taken C) Feedback collected and analysed D) Feedback collected E) Feedback not collected	QnM	10	4	40
1.4	Feedback System		20	4	80
Criterion I – Curricular Aspects			150	2.33	350
Criterion II – Teaching-Learning and Evaluation					
2.2	Catering to Student Diversity				
2.2.1	The institution assesses the learning levels of the students, after admission and organises special programs for advanced learners and slow learners	QIM	10	3	30
2.2.2	Student - Full time teacher ratio(current year data)	QnM	15	4	60
2.2	Catering to Student Diversity		25	3.6	90
2.3	Teaching - Learning Process				
2.3.1	Student centric methods, such as experiential learning, participative learning and problem solving methodologies are used for enhancing learning experiences	QIM	20	4	80
2.3.2	Teachers using ICT for effective teaching with Learning Management Systems (LMS), E-learning resources etc. (2018 - 2019)	QnM	10	0	0
2.3.3	Ratio of students to mentor for academic and stress related issues (current year data)	QnM	10	4	40
2.3.4	Preparation and adherence to Academic Calendar and Teaching plans by the institution	QIM	10	3	30
2.3	Teaching - Learning Process		50	3	150
2.4	Teacher Profile and Quality				
2.4.1	Full time teachers against sanctioned posts during 2018-2019 (10) & 2.4.3 Teaching experience of full time teachers in number of years	QnM	10	4	40

2.4.2	Full time teachers with Ph.D. during 2018-2019	QnM	20	4	80
2.4.3	Teaching experience of full time teachers in number of years (current year data)	QnM	10	2	20
2.4.4	Full time teachers who received awards, recognition, fellowships at State, National, International level from Government, recognised bodies during 2018-2019 (10) & for 3.4.2 The institution provides incentives to teachers who receive state, national and international recognition/awards	QnM	10	0	0
2.4.5	Full time teachers from other States against sanctioned posts during 2018-2019	QnM	10	4	40
2.4	Teacher Profile and Quality		60	3	180
2.6	Student Performance and Learning Outcomes				
2.6.1	i) Provide the web link displaying Programme Outcomes(PO)/Programme Specific Outcomes (PSO) / Course Outcomes (CO) for all programmes offered by the Department.	QIM	20	4	80
2.6.2	Evaluation of attainment of PO, PSO & CO	QIM	10	3	30
2.6.3	Passed out details of final year students	QnM	20	0	0
2.6	Student Performance and Learning Outcomes		50	2.2	110
2.7	Student Satisfaction Survey				
2.7.1	Online student satisfaction survey (SSS) regarding to teaching learning process.	QnM	50	2.97	148.5
2.7	Student Satisfaction Survey		50	2.97	148.5
Criterion II – Teaching-Learning and Evaluation			235	2.89	678.5
Criterion III – Research, Innovations and Extension					
3.1	Promotion of Research and Facilities				
3.1.3	Number of teachers awarded international fellowship for advanced studies/ research during 2018-2019	QnM	6	0	0
3.1	Promotion of Research and Facilities		6	0	0
3.2	Resource Mobilization for Research				
3.2.1	Grants for research projects sponsored by the government, non-government sources such as industry, corporate houses, international bodies, endowments, Chairs in the institution during 2018-2019	QnM	3	4	12
3.2.2	Number of research centers recognized by Institution and National/International Bodies	QnM	2	4	8
3.2.3	Teachers recognised as research guides	QnM	2	4	8
3.2.4	Number of research projects per teacher funded by government and non-government agencies during 2018-2019	QnM	3	1	3
3.2	Resource Mobilization for Research		10	3.1	31

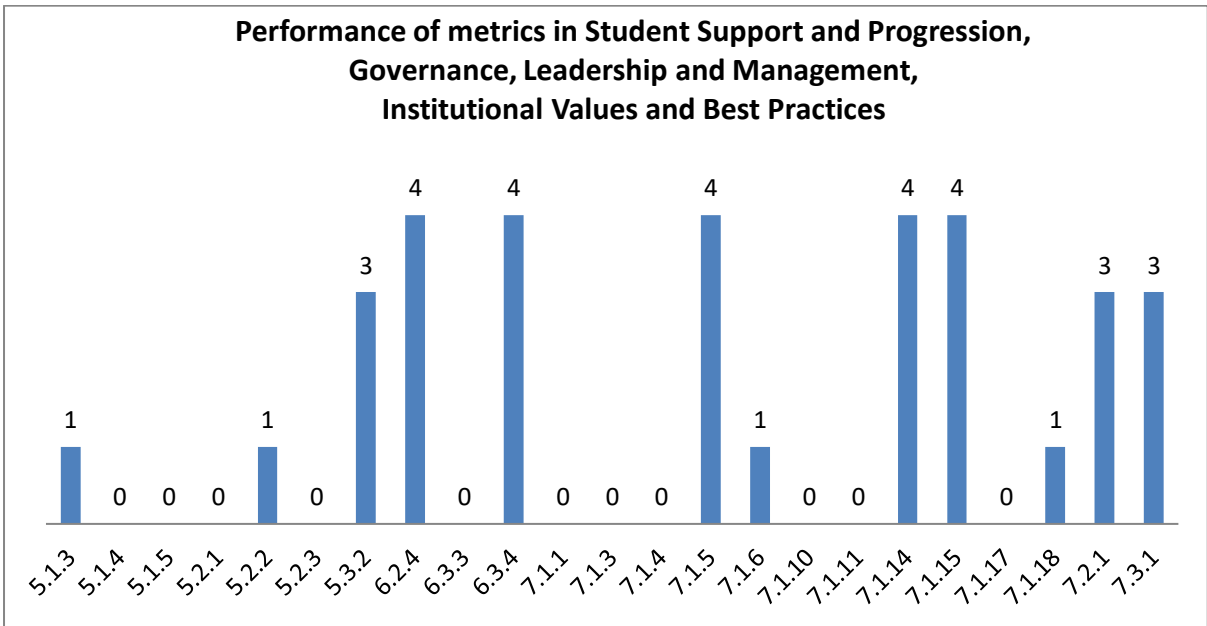
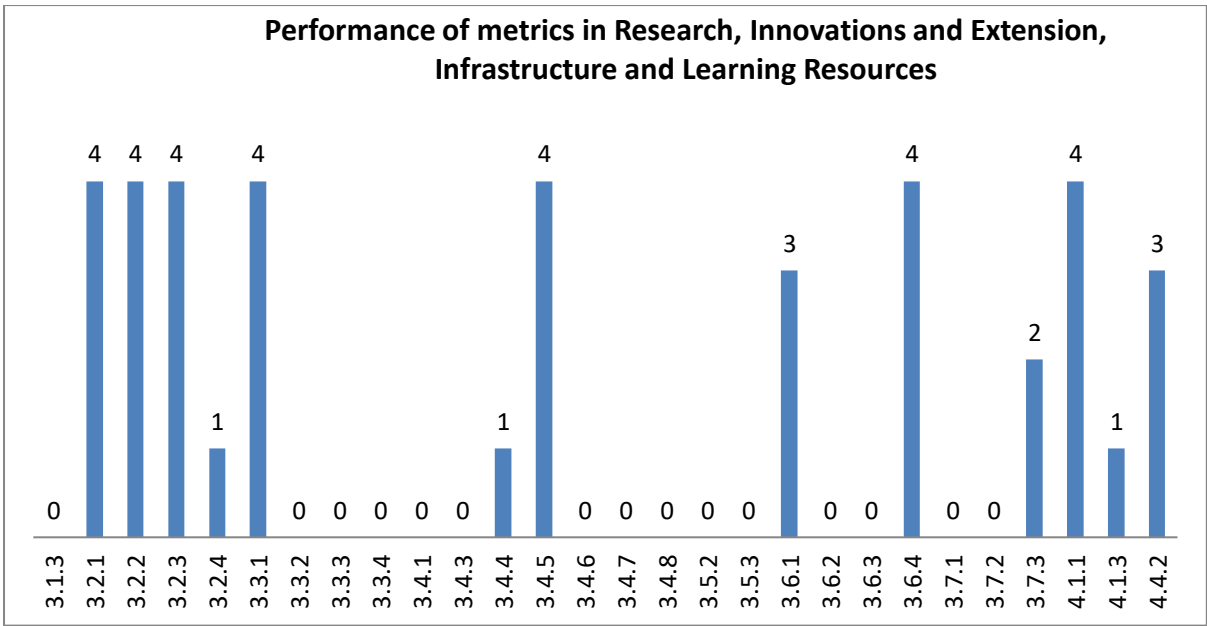
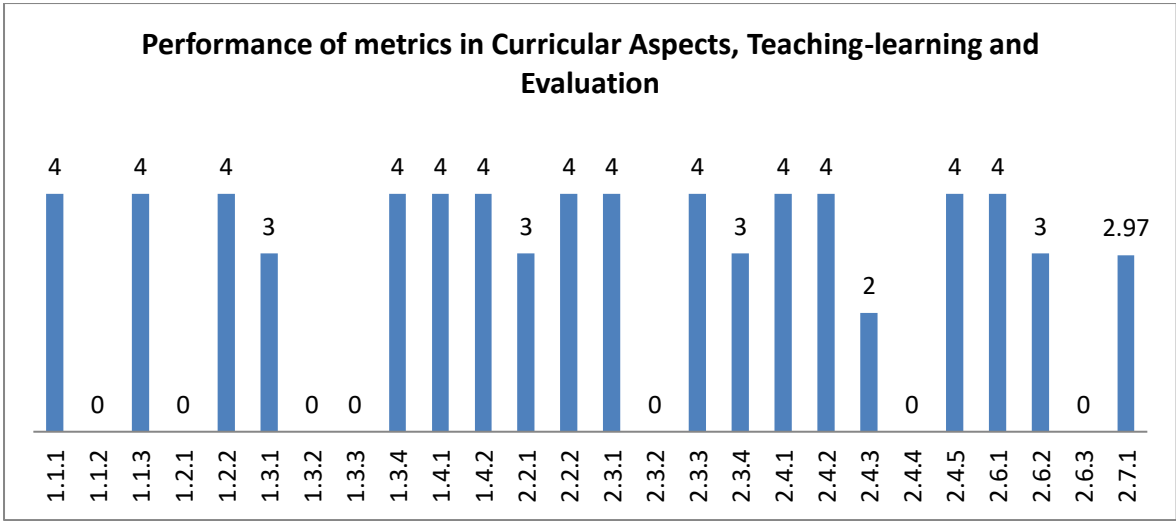
3.3	Innovation Ecosystem				
3.3.1	What are the innovation done by the Department / Club including Incubation Centre and other initiatives for creation and transfer of knowledge?	QIM	4	4	16
3.3.2	Number of workshops/seminars conducted on Intellectual Property Rights (IPR) and Industry-Academia Innovative practices during 2018-2019	QnM	6	0	0
3.3.3	Number of awards for innovation won by institution/teachers/research scholars/students during 2018-2019	QnM	5	0	0
3.3.4	Number of start-ups incubated on campus during 2018-2019	QnM	5	0	0
3.3	Innovation Ecosystem		20	0.8	16
3.4	Research Publications and Awards				
3.4.1	The institution has a stated Code of Ethics to check malpractices and plagiarism in Research	QnM	1	0	0
3.4.3	Number of Patents published/awarded during 2018-2019	QnM	4	0	0
3.4.4	Number of Ph.D.s awarded per teacher during 2018-2019	QnM	4	1	4
3.4.5	Number of research papers per teacher in the Journals notified on UGC website during 2018-2019	QnM	2	4	8
3.4.6	Number of books and chapters in edited volumes / books published, and papers in national/international conference - proceedings per teacher during 2018-2019	QnM	5	0	0
3.4.7	Bibliometrics of the publications during 2018-2019 based on average citation index in Scopus/ Web of Science or Pub Med/ Indian Citation Index	QnM	2	0	0
3.4.8	Bibliometrics of the publications during 2018-19 based on Scopus/ Web of Science – h-index of the Department	QnM	1	0	0
3.4	Research Publications and Awards		19	0.63	12
3.5	Consultancy				
3.5.2	Revenue generated from consultancy during 2018-2019	QnM	6	0	0
3.5.3	Revenue generated from corporate training by the Department during 2018-2019	QnM	3	0	0
3.5	Consultancy		9	0	0

3.6	Extension Activities				
3.6.1	What are the Extension activities in the neighborhood community in terms of impact and sensitizing students to social issues and holistic development during 2018-2019?	QIM	10	3	30
3.6.2	Number of awards and recognition received for extension activities from Government /recognized bodies during 2018 - 19	QnM	15	0	0
3.6.3	Number of extension and outreach Programmes conducted in collaboration with industry, community and Non- Government Organizations through NSS/NCC/Red cross/YRC etc., during 2018-2019	QnM	15	0	0
3.6.4	Students participating in extension activities with Government Organizations, Non-Government Organizations and Programmes such as Swachh Bharat, Aids Awareness, Gender Issue, etc. during 2018-2019	QnM	10	4	40
3.6	Extension Activities		50	1.4	70
3.7	Collaboration				
3.7.1	Number of Collaborative activities for research, faculty exchange, student exchange	QnM	5	0	0
3.7.2	Number of linkages with institutions/industries for internship, on-the-job training, project work, sharing of research facilities etc. during 2018-2019	QnM	10	0	0
3.7.3	Number of functional MoUs with institutions of national, international importance, other universities, industries, corporate houses etc. during 2018-2019	QnM	5	2	10
3.7	Collaboration		20	0.5	10
Criterion III – Research, Innovations and Extension			134	1.04	139
Criterion IV – Infrastructure and Learning Resources					
4.1	Physical Facilities				
4.1.1	The institution has adequate facilities for teaching – learning, viz., classrooms, laboratories, computing equipment, etc.	QIM	5	4	20
4.1.3	Percentage of classrooms and seminar halls with ICT – enabled facilities such as smart class, LMS, etc.	QnM	10	1	10
4.1	Physical Facilities		15	2	30
4.4	Maintenance of Campus Infrastructure				
4.4.2	Provide the Service/Maintenance Record	QIM	10	3	30
4.4	Maintenance of Campus Infrastructure		10	3	30
Criterion IV – Infrastructure and Learning Resources			25	2.4	60

Criterion V - Student Support and Progression					
5.1	Student Support				
5.1.3	Number of capability enhancement and development schemes 1. Guidance for competitive examinations, 2. Career Counselling, 3. Softskill development, 4. Remedial coaching 5. Language lab, 6. Bridge courses 7. Yoga and Meditation 8. Personal Counselling Options: A. 7 or more of the above B. Any 6 of the above V. Any 5 of the above D. Any 4 of the above E. ≤ 3 of the above (Opt one)	QnM	9	1	9
5.1.4	Students benefited by guidance for competitive examinations and career counseling offered by the institution during 2018-2019	QnM	8	0	0
5.1.5	Students benefited by Vocational Education and Training (VET) during 2018-2019	QnM	2	0	0
5.1	Student Support		19	0.47	9
5.2	Student Progression				
5.2.1	Placement of outgoing students during 2018-2019	QnM	10	0	0
5.2.2	Student progression to higher education (previous graduating batch i.e., 2018 - 2019)	QnM	10	1	10
5.2.3	Students qualifying in state/ national/ international level examinations during 2018-2019 (eg: NET/ SLET/GATE/GMAT /CAT, GRE/TOFEL/Civil Services/State government examinations)	QnM	10	0	0
5.2	Student Progression		30	0.33	10
5.3	Student Participation and Activities				
5.3.2	Presence of an active Student Council & representation of students on academic & administrative bodies/committees	QIM	10	3	30
5.3	Student Participation and Activities		10	3	30
Criterion V - Student Support and Progression			59	0.83	49
Criterion VI – Governance, Leadership and Management					
6.2	Strategy Development and Deployment				
6.2.4	Minutes of Meetings and action taken reports of Associations /Cells / Bodies / Committees /Clubs etc	QIM	2	4	8
6.2	Strategy Development and Deployment		2	4	8

6.3	Faculty Empowerment Strategies				
6.3.3	Number of professional development / administrative training Programmes organized by the Institution for teaching and non teaching staff during 2018-2019	QnM	5	0	0
6.3.4	Teachers attending professional development Programmes, viz., Orientation Programme, Refresher Course, Short Term Course, Faculty Development Programmes during 2018-2019	QnM	5	4	20
6.3	Faculty Empowerment Strategies		10	2	20
Criterion VI – Governance, Leadership and Management			12	2.33	28
Criterion VII – Institutional Values and Best Practices					
7.1	Institutional Values and Social Responsibilities				
7.1.1	Number of gender equity promotion Programmes organized by the department/club/cell/ unit during 2018-2019	QnM	5	0	0
7.1.3	Environmental Consciousness and Sustainability Alternate Energy initiatives such as: Power requirement of the Department met by the renewable energy sources	QnM	1	0	0
7.1.4	Annual lighting power requirements met through LED bulbs	QnM	1	0	0
7.1.5	Waste Management steps including: a) Solid waste management b) Liquid waste management c) E-waste management	QIM	3	4	12
7.1.6	Rain water harvesting structures and utilization	QIM	1	1	1
7.1.10	Number of specific initiatives to address locational advantages and disadvantages during 2018-2019	QnM	5	0	0
7.1.11	Number of initiatives taken to engage with and contribute to local community during 2018-2019	QnM	5	0	0
7.1.14	The Department plans and organizes appropriate activities to increase consciousness about national identities and symbols; Fundamental Duties and Rights of Indian citizens and other constitutional obligations (Yes/No)	QnM	1	4	4
7.1.15	The Department offers a course on Human Values and professional ethics (Yes/No)	QnM	1	4	4

7.1.17	Number of activities conducted for promotion of universal values (Truth, Righteous conduct, Love, Non-Violence and peace); national values, human values, national integration, communal harmony and social cohesion as well as for observance of fundamental duties during 2018-2019	QnM	2	0	0
7.1.18	Institution organizes national festivals and birth / death anniversaries of the great Indian personalities.	QIM	1	1	1
7.1	Institutional Values and Social Responsibilities		26	0.85	22
7.2	Best Practices				
7.2.1	Describe any one best practice followed by the Department / Cell / Body / Committee / Club/Unit	QIM	30	3	90
7.2	Best Practices		30	3	90
7.3	Institutional Distinctiveness				
7.3.1	Describe/Explain the performance the Department in one area distinctive to its Vision, Priority & Thrust	QIM	20	3	60
7.3	Institutional Distinctiveness		20	3	60
Criterion VII – Institutional Values and Best Practices			76	2.26	172
	Criteria-wise Assessment		Weight age (W)	Score	Wtd Grade Point (WGP)
1	Curricular Aspects		150.00	2.33	350.00
2	Teaching, Learning & Evaluation		235.00	2.89	678.50
3	Research, Innovation & Extension		134.00	1.04	139.00
4	Infrastructure & Learning resources		25.00	2.40	60.00
5	Student Support & Progression		59.00	0.83	49.00
6	Governance, Leadership & Management		12.00	2.33	28.00
7	Institutional values & Best Practices		76.00	2.26	172.00
	Overall:-		691.00	2.14	1476.50



Department / Cell : Zoology

Academic and Administrative Audit - 18.10.2019

Strengths and Weaknesses

Strengths :

- Feedback System
- Strategy Development and Deployment
- Catering to Student Diversity
- Resource Mobilization for Research
- Teaching - Learning Process
- Teacher Profile and Quality
- Maintenance of Campus Infrastructure
- Student Participation and Activities
- Best Practices
- Institutional Distinctiveness

Weaknesses :

- Institutional Values and Social Responsibilities
- Innovation Ecosystem
- Research Publications and Awards
- Collaboration
- Student Support
- Student Progression
- Promotion of Research and Facilities
- Consultancy





Scott Christian College (Autonomous), Nagercoil - 3

INTERNAL QUALITY ASSURANCE CELL



ACADEMIC & ADMINISTRATIVE AUDIT 2018 – 2019

GRADE

DEPARTMENT OF HINDI

D

Department / Cell : Hindi


Academic and Administrative Audit - 18.10.2019

No	Criteria	Weightage (W1)	Weighted Grade Point (CrWGP _i)	Grade Point Averages (CrWGP _i /W _i)
1	Curricular Aspects	150	130.0	0.87
2	Teaching, Learning & Evaluation	235	690.0	2.94
3	Research, Innovation & Extension	134	4.0	0.03
4	Infrastructure & Learning resources	25	30.0	1.20
5	Student Support & Progression	59	50.0	0.85
6	Governance, Leadership & Management	12	2.0	0.17
7	Institutional values & Best Practices	76	87.0	1.14
	Total	691	993	1.44
CGPA : 1.44				
Grade : D				

Dean IQAC

Principal

Criteria wise Radar Graph (GPA)

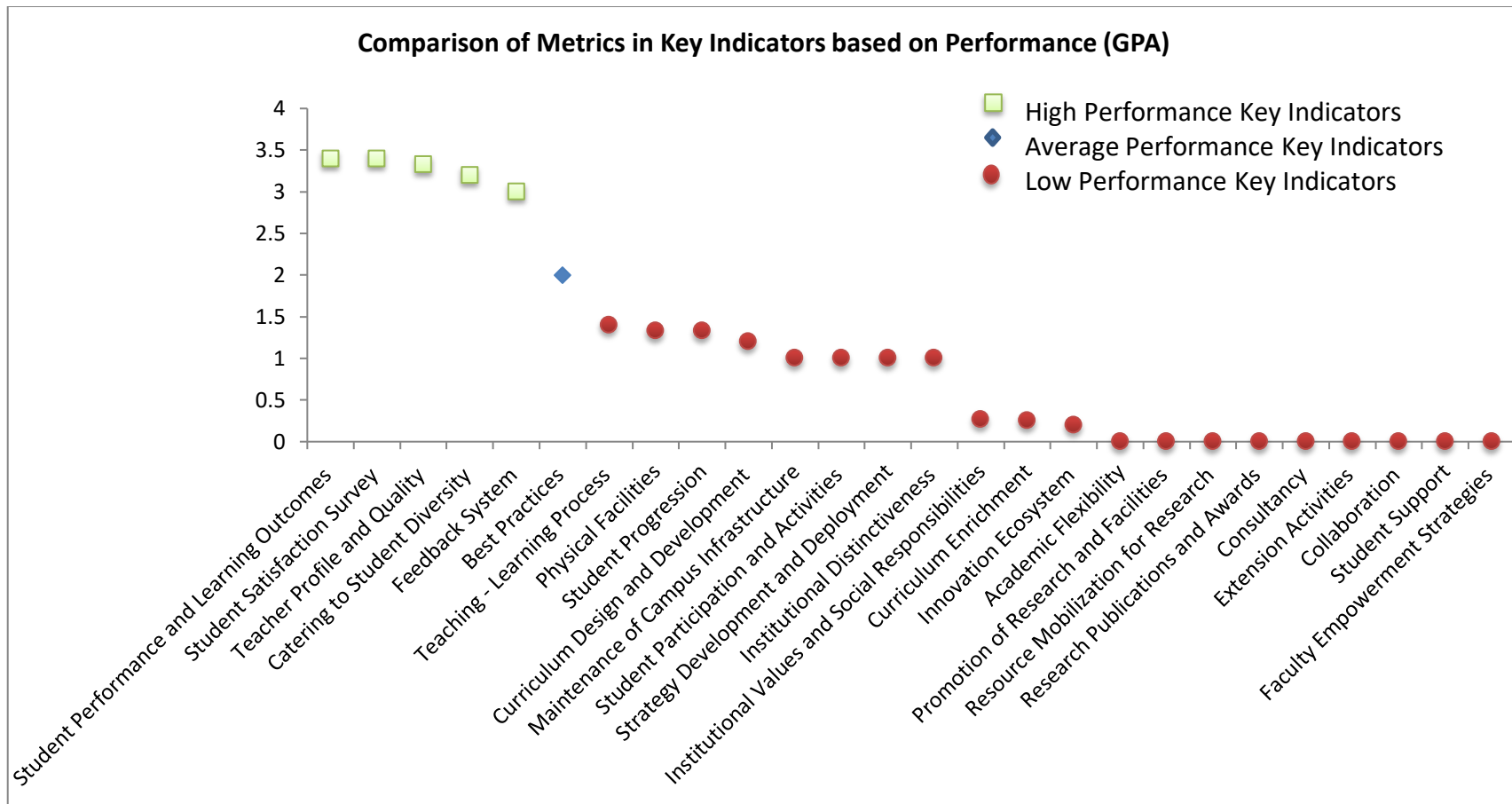


Department / Cell : Hindi

Academic and Administrative Audit - 18.10.2019

No	Criteria and Key Indicators	Key Indicator Weightage (W _i)	Key Indicator Wise Weighted Grade Points (KIWGP) _i	Grade Point Averages (CrWGPi/Wi)
Criterion I – Curricular Aspects				
1.1	Curriculum Design and Development	50	60.0	1.20
1.2	Academic Flexibility	40	0.0	0.00
1.3	Curriculum Enrichment	40	10.0	0.25
1.4	Feedback System	20	60.0	3.00
	Total	150	130.0	0.87
Criterion II – Teaching-Learning and Evaluation				
2.2	Catering to Student Diversity	25	80.0	3.20
2.3	Teaching - Learning Process	50	70.0	1.40
2.4	Teacher Profile and Quality	60	200.0	3.33
2.6	Student Performance and Learning Outcomes	50	170.0	3.40
2.7	Student Satisfaction Survey	50	170.0	3.40
	Total	235	690.0	2.94
Criterion III – Research, Innovations and Extension				
3.1	Promotion of Research and Facilities	6	0.0	0.00
3.2	Resource Mobilization for Research	10	0.0	0.00
3.3	Innovation Ecosystem	20	4.0	0.20
3.4	Research Publications and Awards	19	0.0	0.00
3.5	Consultancy	9	0.0	0.00
3.6	Extension Activities	50	0.0	0.00

No	Criteria and Key Indicators	Key Indicator Weightage (W _i)	Key Indicator Wise Weighted Grade Points (KIWGP);	Grade Point Averages (CrWGPi/W _i)
3.7	Collaboration	20	0.0	0.00
	Total	134	4.0	0.03
Criterion IV – Infrastructure and Learning Resources				
4.1	Physical Facilities	15	20.0	1.33
4.4	Maintenance of Campus Infrastructure	10	10.0	1.00
	Total	25	30.0	1.20
Criterion V - Student Support and Progression				
5.1	Student Support	19	0.0	0.00
5.2	Student Progression	30	40.0	1.33
5.3	Student Participation and Activities	10	10.0	1.00
	Total	59	50.0	0.85
Criterion VI – Governance, Leadership and Management				
6.2	Strategy Development and Deployment	2	2.0	1.00
6.3	Faculty Empowerment Strategies	10	0.0	0.00
	Total	12	2.0	0.17
Criterion VII – Institutional Values and Best Practices				
7.1	Institutional Values and Social Responsibilities	26	7.0	0.27
7.2	Best Practices	30	60.0	2.00
7.3	Institutional Distinctiveness	20	20.0	1.00
	Total	76	87.0	1.14
	Grand Total	691	993	1.44





Scott Christian College (Autonomous), Nagercoil - 3

AAA 2018 - 2019 - Assessment Sheet

Department of Hindi



Qualitative & Quantitative Metrics

Metric	Parameter	QIM/ QnM	Weight age	Score	Wtd. Score
Criterion I – Curricular Aspects					
1.1	Curriculum Design and Development				
1.1.1	Curricula developed/adopted having Learning Outcomes including Programme Outcomes (Pos), Programme specific outcomes (PSOs) and Course Outcomes (COs) for all the UG, PG and M.Phil programmes offered by the Department and mapped them with syllabus properly.	QIM	20	3	60
1.1.2	List of Programmes where syllabus revision was carried out during 2018-2019	QnM	20	0	0
1.1.3	Courses having focus on employability/ entrepreneurship/ skill development during 2018 - 2019	QnM	10	0	0
1.1	Curriculum Design and Development		50	1.2	60
1.2	Academic Flexibility				
1.2.1	New courses introduced of the total number of courses across all programs offered during 2018 – 2019.	QnM	20	0	0
1.2.2	Programs in which Choice Based Credit System (CBCS)/elective course system has been implemented (2018-19)	QnM	20	0	0
1.2	Academic Flexibility		40	0	0
1.3	Curriculum Enrichment				
1.3.1	List of courses whose syllabus integrate Cross cutting Issues related to Gender/ Environment & Sustainability/Human Values & Professional Ethics.	QIM	10	1	10
1.3.2	List of Value-added courses imparting transferable and life skills offered during 2018-2019 with details of the students	QnM	10	0	0

1.3.3	List of Value-added courses imparting transferable and life skills offered during 2018-2019 with details of the students	QnM	10	0	0
1.3.4	Details of students undertaking field projects / internships (2018 - 2019)	QnM	10	0	0
1.3	Curriculum Enrichment		40	0.25	10
1.4	Feedback System				
1.4.1	Structured feedback received from: 1) Students, 2) Teachers, 3) Employers, 4) Alumni 5) Parents, for design and review of syllabus - Semester wise /year wise (Weightage: 10 QnM) Options: A. Any 4 of the above B. Any 3 of the above C. Any 2 of the above D. Any 1 of the above E. None of the above	QnM	10	3	30
1.4.2	Feedback processes of the institution may be classified as follows: A) Feedback collected, analysed and action taken and feedback available on website B) Feedback collected, analysed and action has been taken C) Feedback collected and analysed D) Feedback collected E) Feedback not collected	QnM	10	3	30
1.4	Feedback System		20	3	60
Criterion I – Curricular Aspects			150	0.87	130
Criterion II – Teaching-Learning and Evaluation					
2.2	Catering to Student Diversity				
2.2.1	The institution assesses the learning levels of the students, after admission and organises special programs for advanced learners and slow learners	QIM	10	2	20
2.2.2	Student - Full time teacher ratio(current year data)	QnM	15	4	60
2.2	Catering to Student Diversity		25	3.2	80
2.3	Teaching - Learning Process				
2.3.1	Student centric methods, such as experiential learning, participative learning and problem solving methodologies are used for enhancing learning experiences	QIM	20	1	20
2.3.2	Teachers using ICT for effective teaching with Learning Management Systems (LMS), E-learning resources etc. (2018 - 2019)	QnM	10	0	0
2.3.3	Ratio of students to mentor for academic and stress related issues (current year data)	QnM	10	4	40
2.3.4	Preparation and adherence to Academic Calendar and Teaching plans by the institution	QIM	10	1	10
2.3	Teaching - Learning Process		50	1.4	70

2.4	Teacher Profile and Quality				
2.4.1	Full time teachers against sanctioned posts during 2018-2019 (10) & 2.4.3 Teaching experience of full time teachers in number of years	QnM	10	4	40
2.4.2	Full time teachers with Ph.D. during 2018-2019	QnM	20	4	80
2.4.3	Teaching experience of full time teachers in number of years (current year data)	QnM	10	4	40
2.4.4	Full time teachers who received awards, recognition, fellowships at State, National, International level from Government, recognised bodies during 2018-2019 (10) & for 3.4.2 The institution provides incentives to teachers who receive state, national and international recognition/awards	QnM	10	0	0
2.4.5	Full time teachers from other States against sanctioned posts during 2018-2019	QnM	10	4	40
2.4	Teacher Profile and Quality		60	3.33	200
2.6	Student Performance and Learning Outcomes				
2.6.1	i) Provide the web link displaying Programme Outcomes(PO)/Programme Specific Outcomes (PSO) / Course Outcomes (CO) for all programmes offered by the Department.	QIM	20	4	80
2.6.2	Evaluation of attainment of PO, PSO & CO	QIM	10	1	10
2.6.3	Passed out details of final year students	QnM	20	4	80
2.6	Student Performance and Learning Outcomes		50	3.4	170
2.7	Student Satisfaction Survey				
2.7.1	Online student satisfaction survey (SSS) regarding to teaching learning process.	QnM	50	3.4	170
2.7	Student Satisfaction Survey		50	3.4	170
Criterion II – Teaching-Learning and Evaluation			235	2.94	690
Criterion III – Research, Innovations and Extension					
3.1	Promotion of Research and Facilities				
3.1.3	Number of teachers awarded international fellowship for advanced studies/ research during 2018-2019	QnM	6	0	0
3.1	Promotion of Research and Facilities		6	0	0
3.2	Resource Mobilization for Research				
3.2.1	Grants for research projects sponsored by the government, non-government sources such as industry, corporate houses, international bodies, endowments, Chairs in the institution during 2018-2019	QnM	3	0	0
3.2.2	Number of research centers recognized by Institution and National/International Bodies	QnM	2	0	0
3.2.3	Teachers recognised as research guides	QnM	2	0	0

3.2.4	Number of research projects per teacher funded by government and non-government agencies during 2018-2019	QnM	3	0	0
3.2	Resource Mobilization for Research		10	0	0
3.3	Innovation Ecosystem				
3.3.1	What are the innovation done by the Department / Club including Incubation Centre and other initiatives for creation and transfer of knowledge?	QIM	4	1	4
3.3.2	Number of workshops/seminars conducted on Intellectual Property Rights (IPR) and Industry-Academia Innovative practices during 2018-2019	QnM	6	0	0
3.3.3	Number of awards for innovation won by institution/teachers/research scholars/students during 2018-2019	QnM	5	0	0
3.3.4	Number of start-ups incubated on campus during 2018-2019	QnM	5	0	0
3.3	Innovation Ecosystem		20	0.2	4
3.4	Research Publications and Awards				
3.4.1	The institution has a stated Code of Ethics to check malpractices and plagiarism in Research	QnM	1	0	0
3.4.3	Number of Patents published/awarded during 2018-2019	QnM	4	0	0
3.4.4	Number of Ph.D.s awarded per teacher during 2018-2019	QnM	4	0	0
3.4.5	Number of research papers per teacher in the Journals notified on UGC website during 2018-2019	QnM	2	0	0
3.4.6	Number of books and chapters in edited volumes / books published, and papers in national/international conference - proceedings per teacher during 2018-2019	QnM	5	0	0
3.4.7	Bibliometrics of the publications during 2018-2019 based on average citation index in Scopus/ Web of Science or Pub Med/ Indian Citation Index	QnM	2	0	0
3.4.8	Bibliometrics of the publications during 2018-19 based on Scopus/ Web of Science – h-index of the Department	QnM	1	0	0
3.4	Research Publications and Awards		19	0	0
3.5	Consultancy				
3.5.2	Revenue generated from consultancy during 2018-2019	QnM	6	0	0
3.5.3	Revenue generated from corporate training by the Department during 2018-2019	QnM	3	0	0
3.5	Consultancy		9	0	0

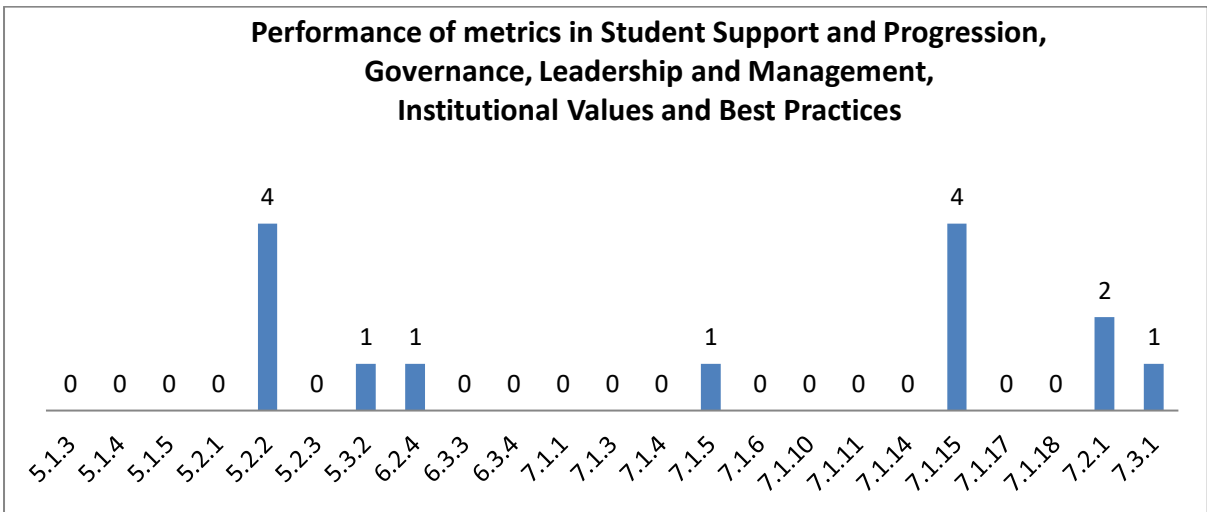
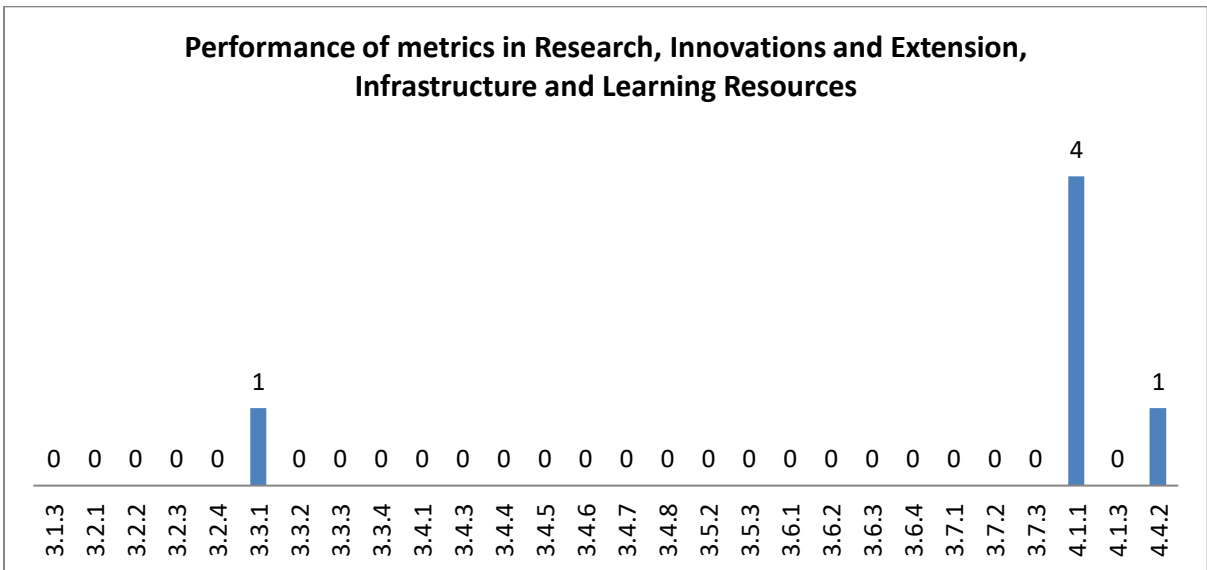
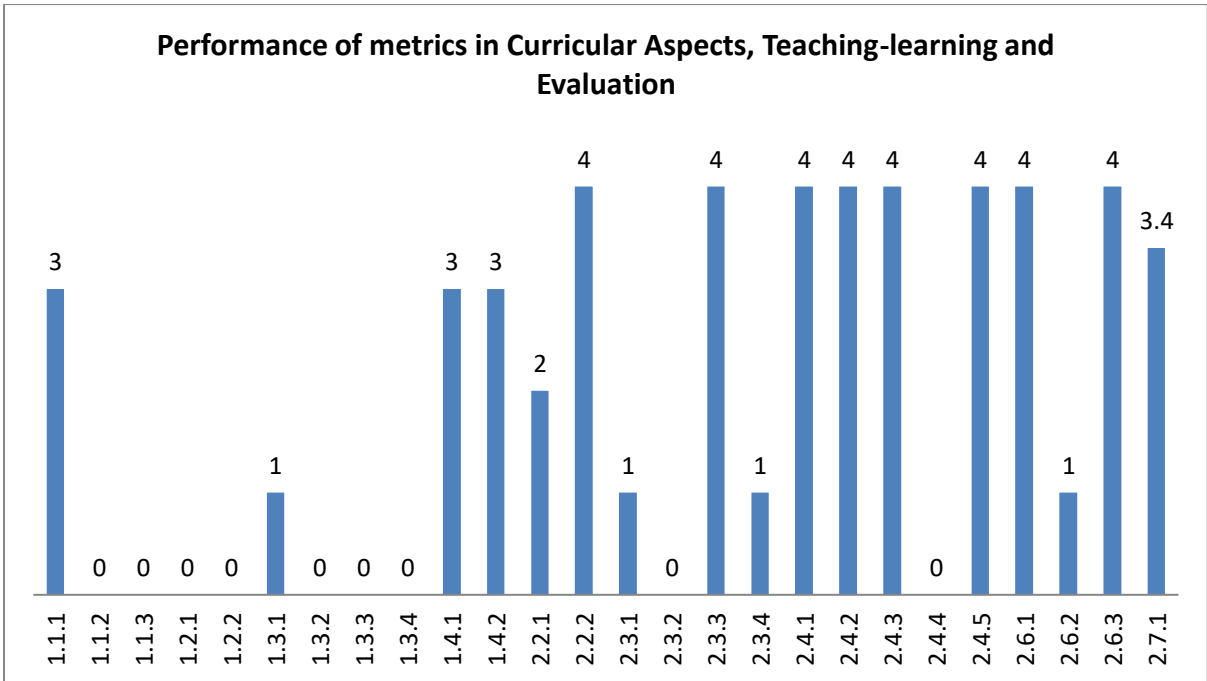
3.6	Extension Activities				
3.6.1	What are the Extension activities in the neighborhood community in terms of impact and sensitizing students to social issues and holistic development during 2018-2019?	QIM	10	0	0
3.6.2	Number of awards and recognition received for extension activities from Government /recognized bodies during 2018 - 19	QnM	15	0	0
3.6.3	Number of extension and outreach Programmes conducted in collaboration with industry, community and Non- Government Organizations through NSS/NCC/Red cross/YRC etc., during 2018-2019	QnM	15	0	0
3.6.4	Students participating in extension activities with Government Organizations, Non-Government Organizations and Programmes such as Swachh Bharat, Aids Awareness, Gender Issue, etc. during 2018-2019	QnM	10	0	0
3.6	Extension Activities		50	0	0
3.7	Collaboration				
3.7.1	Number of Collaborative activities for research, faculty exchange, student exchange	QnM	5	0	0
3.7.2	Number of linkages with institutions/industries for internship, on-the-job training, project work, sharing of research facilities etc. during 2018-2019	QnM	10	0	0
3.7.3	Number of functional MoUs with institutions of national, international importance, other universities, industries, corporate houses etc. during 2018-2019	QnM	5	0	0
3.7	Collaboration		20	0	0
Criterion III – Research, Innovations and Extension			134	0.03	4
Criterion IV – Infrastructure and Learning Resources					
4.1	Physical Facilities				
4.1.1	The institution has adequate facilities for teaching – learning, viz., classrooms, laboratories, computing equipment, etc.	QIM	5	4	20
4.1.3	Percentage of classrooms and seminar halls with ICT – enabled facilities such as smart class, LMS, etc.	QnM	10	0	0
4.1	Physical Facilities		15	1.33	20
4.4	Maintenance of Campus Infrastructure				
Criterion IV – Infrastructure and Learning Resources			25	1.2	30

	Criterion V - Student Support and Progression				
5.1	Student Support				
5.1.3	Number of capability enhancement and development schemes 1. Guidance for competitive examinations, 2. Career Counselling, 3. Softskill development, 4. Remedial coaching 5. Language lab, 6. Bridge courses 7. Yoga and Meditation 8. Personal Counselling Options: A. 7 or more of the above B. Any 6 of the above V. Any 5 of the above D. Any 4 of the above E. ≤ 3 of the above (Opt one)	QnM	9	0	0
5.1.4	Students benefited by guidance for competitive examinations and career counseling offered by the institution during 2018-2019	QnM	8	0	0
5.1.5	Students benefited by Vocational Education and Training (VET) during 2018-2019	QnM	2	0	0
5.1	Student Support		19	0	0
5.2	Student Progression				
5.2.1	Placement of outgoing students during 2018-2019	QnM	10	0	0
5.2.2	Student progression to higher education (previous graduating batch i.e., 2018 - 2019)	QnM	10	4	40
5.2.3	Students qualifying in state/ national/ international level examinations during 2018-2019 (eg: NET/ SLET/GATE/GMAT /CAT, GRE/TOFEL/Civil Services/State government examinations)	QnM	10	0	0
5.2	Student Progression		30	1.33	40
5.3	Student Participation and Activities				
5.3.2	Presence of an active Student Council & representation of students on academic & administrative bodies/committees	QIM	10	1	10
5.3	Student Participation and Activities		10	1	10
Criterion V - Student Support and Progression			59	0.85	50
	Criterion VI – Governance, Leadership and Management				
6.2	Strategy Development and Deployment				
6.2.4	Minutes of Meetings and action taken reports of Associations /Cells / Bodies / Committees /Clubs etc	QIM	2	1	2
6.2	Strategy Development and Deployment		2	1	2
6.3	Faculty Empowerment Strategies				
6.3.3	Number of professional development / administrative training Programmes organized by the Institution for teaching and non teaching staff during 2018-2019	QnM	5	0	0

6.3.4	Teachers attending professional development Programmes, viz., Orientation Programme, Refresher Course, Short Term Course, Faculty Development Programmes during 2018-2019	QnM	5	0	0
6.3	Faculty Empowerment Strategies		10	0	0
Criterion VI – Governance, Leadership and Management			12	0.17	2
Criterion VII – Institutional Values and Best Practices					
7.1	Institutional Values and Social Responsibilities				
7.1.1	Number of gender equity promotion Programmes organized by the department/club/cell/ unit during 2018-2019	QnM	5	0	0
7.1.3	Environmental Consciousness and Sustainability Alternate Energy initiatives such as: Power requirement of the Department met by the renewable energy sources	QnM	1	0	0
7.1.4	Annual lighting power requirements met through LED bulbs	QnM	1	0	0
7.1.5	Waste Management steps including: a) Solid waste management b) Liquid waste management c) E-waste management	QIM	3	1	3
7.1.6	Rain water harvesting structures and utilization	QIM	1	0	0
7.1.10	Number of specific initiatives to address locational advantages and disadvantages during 2018-2019	QnM	5	0	0
7.1.11	Number of initiatives taken to engage with and contribute to local community during 2018-2019	QnM	5	0	0
7.1.14	The Department plans and organizes appropriate activities to increase consciousness about national identities and symbols; Fundamental Duties and Rights of Indian citizens and other constitutional obligations (Yes/No)	QnM	1	0	0
7.1.15	The Department offers a course on Human Values and professional ethics (Yes/No)	QnM	1	4	4
7.1.17	Number of activities conducted for promotion of universal values (Truth, Righteous conduct, Love, Non-Violence and peace); national values, human values, national integration, communal harmony and social cohesion as well as for observance of fundamental duties during 2018-2019	QnM	2	0	0
7.1.18	Institution organizes national festivals and birth / death anniversaries of the great Indian personalities.	QIM	1	0	0
7.1	Institutional Values and Social Responsibilities		26	0.27	7
7.2	Best Practices				
7.2.1	Describe any one best practice followed by the Department / Cell / Body / Committee / Club/Unit	QIM	30	2	60
7.2	Best Practices		30	2	60

7.3	Institutional Distinctiveness				
7.3.1	Describe/Explain the performance the Department in one area distinctive to its Vision, Priority & Thrust	QIM	20	1	20
7.3	Institutional Distinctiveness		20	1	20
Criterion VII – Institutional Values and Best Practices			76	1.14	87
	Criteria-wise Assessment		Weight age (W)	Score	Wtd Grade Point (WGP)
1	Curricular Aspects		150.00	0.87	130.00
2	Teaching, Learning & Evaluation		235.00	2.94	690.00
3	Research, Innovation & Extension		134.00	0.03	4.00
4	Infrastructure & Learning resources		25.00	1.20	30.00
5	Student Support & Progression		59.00	0.85	50.00
6	Governance, Leadership & Management		12.00	0.17	2.00
7	Institutional values & Best Practices		76.00	1.14	87.00
Overall:-			691.00	1.44	993.00





Department / Cell : Hindi

Academic and Administrative Audit - 18.10.2019

Strengths and Weaknesses

Strengths :

- Student Performance and Learning Outcomes
- Student Satisfaction Survey
- Teacher Profile and Quality
- Catering to Student Diversity
- Feedback System

Weaknesses :

- Maintenance of Campus Infrastructure
- Student Participation and Activities
- Strategy Development and Deployment
- Institutional Distinctiveness
- Institutional Values and Social Responsibilities
- Curriculum Enrichment
- Innovation Ecosystem
- Academic Flexibility
- Promotion of Research and Facilities
- Resource Mobilization for Research
- Research Publications and Awards
- Consultancy
- Extension Activities
- Collaboration
- Student Support
- Faculty Empowerment Strategies





Scott Christian College (Autonomous), Nagercoil - 3
INTERNAL QUALITY ASSURANCE CELL



ACADEMIC & ADMINISTRATIVE AUDIT 2018 – 2019

GRADE

DEPARTMENT OF COMPUTER SCIENCE



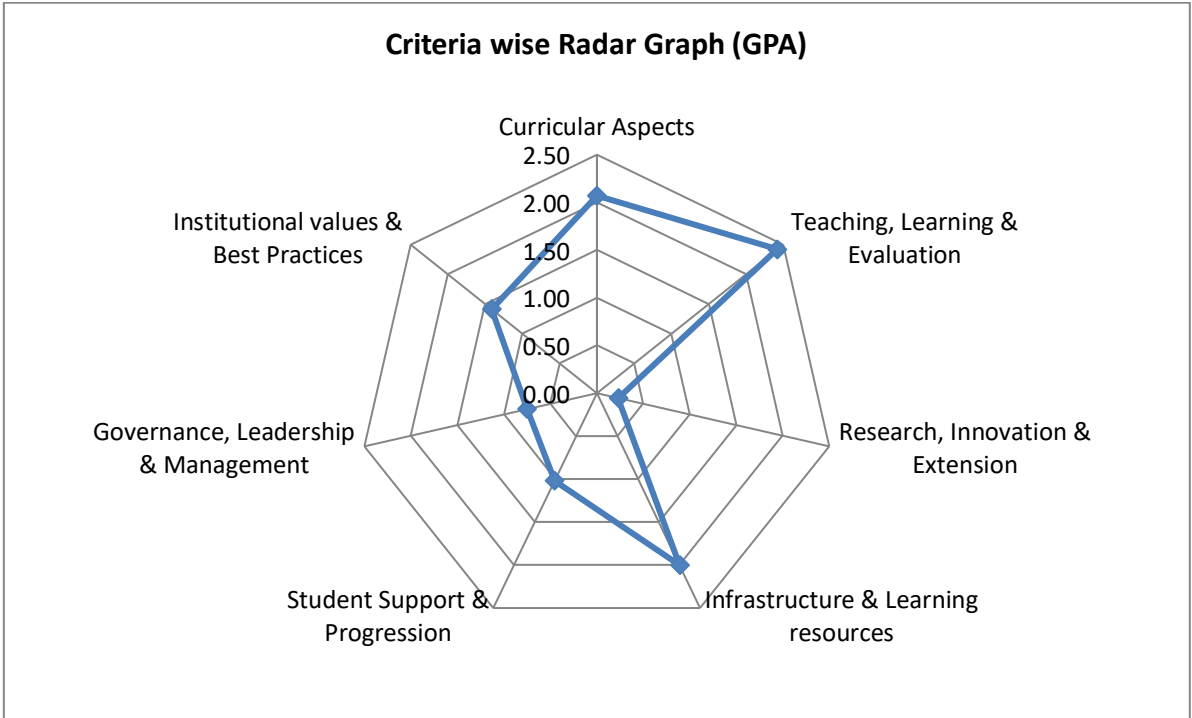
Department / Cell : Computer Science

Academic and Administrative Audit - 18.10.2019

No	Criteria	Weightage (W1)	Weighted Grade Point (CrWGP _i)	Grade Point Averages (CrWGP _i /W _i)
1	Curricular Aspects	150	310.0	2.07
2	Teaching, Learning & Evaluation	235	569.0	2.42
3	Research, Innovation & Extension	134	31.0	0.23
4	Infrastructure & Learning resources	25	50.0	2.00
5	Student Support & Progression	59	60.0	1.02
6	Governance, Leadership & Management	12	9.0	0.75
7	Institutional values & Best Practices	76	107.0	1.41
	Total	691	1136	1.64
CGPA : 1.64				
Grade : C				

Dean IQAC

Principal

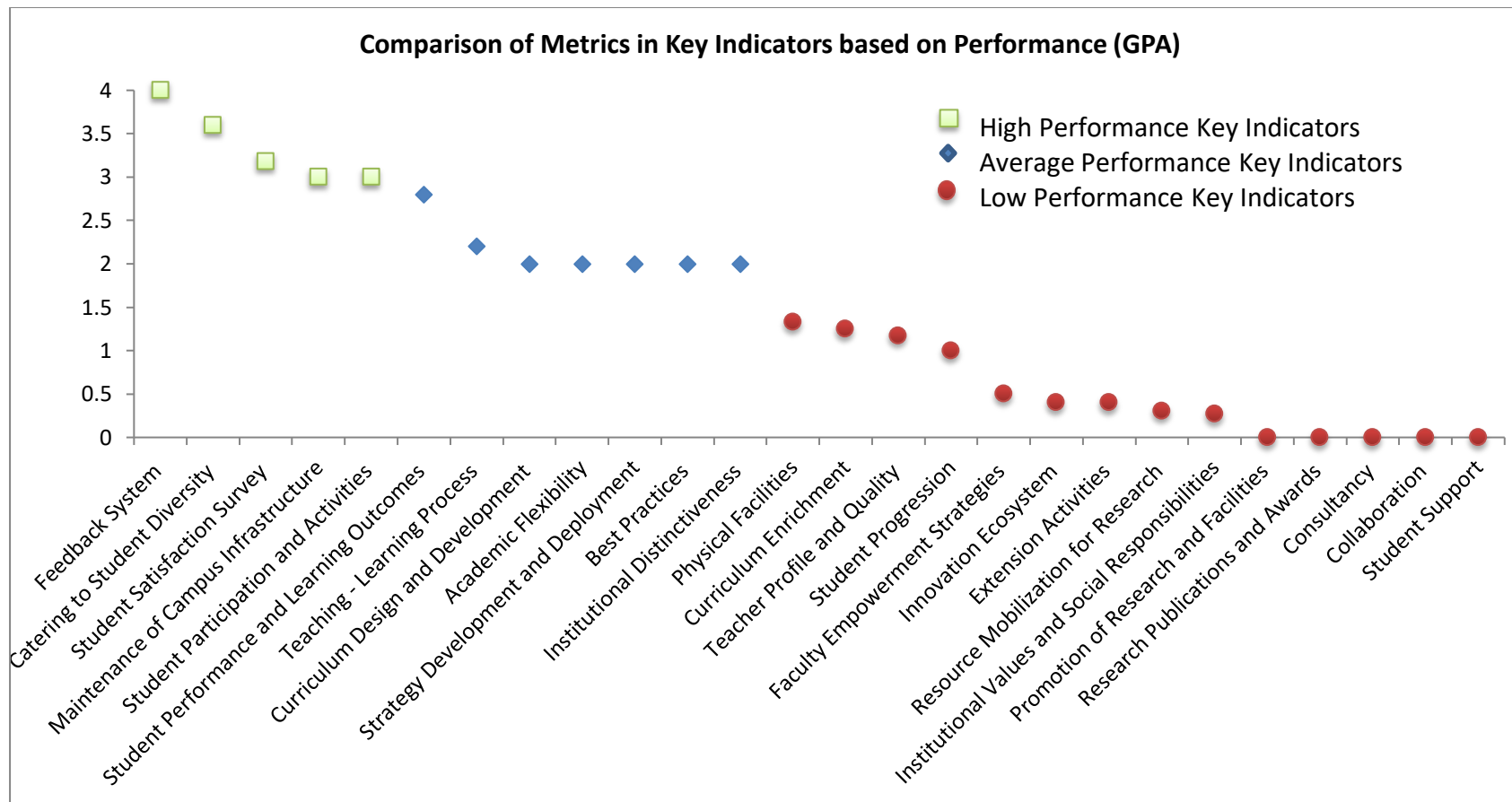


Department / Cell : Computer Science

Academic and Administrative Audit - 18.10.2019

No	Criteria and Key Indicators	Key Indicator Weightage (W _i)	Key Indicator Wise Weighted Grade Points (KIWGP) _i	Grade Point Averages (CrWGPI/W _i)
Criterion I – Curricular Aspects				
1.1	Curriculum Design and Development	50	100.0	2.00
1.2	Academic Flexibility	40	80.0	2.00
1.3	Curriculum Enrichment	40	50.0	1.25
1.4	Feedback System	20	80.0	4.00
	Total	150	310.0	2.07
Criterion II – Teaching-Learning and Evaluation				
2.2	Catering to Student Diversity	25	90.0	3.60
2.3	Teaching - Learning Process	50	110.0	2.20
2.4	Teacher Profile and Quality	60	70.0	1.17
2.6	Student Performance and Learning Outcomes	50	140.0	2.80
2.7	Student Satisfaction Survey	50	159.0	3.18
	Total	235	569.0	2.42
Criterion III – Research, Innovations and Extension				
3.1	Promotion of Research and Facilities	6	0.0	0.00
3.2	Resource Mobilization for Research	10	3.0	0.30
3.3	Innovation Ecosystem	20	8.0	0.40
3.4	Research Publications and Awards	19	0.0	0.00
3.5	Consultancy	9	0.0	0.00

No	Criteria and Key Indicators	Key Indicator Weightage (W _i)	Key Indicator Wise Weighted Grade Points (KIWGP);	Grade Point Averages (CrWGPI/W _i)
3.6	Extension Activities	50	20.0	0.40
3.7	Collaboration	20	0.0	0.00
	Total	134	31.0	0.23
Criterion IV – Infrastructure and Learning Resources				
4.1	Physical Facilities	15	20.0	1.33
4.4	Maintenance of Campus Infrastructure	10	30.0	3.00
	Total	25	50.0	2.00
Criterion V - Student Support and Progression				
5.1	Student Support	19	0.0	0.00
5.2	Student Progression	30	30.0	1.00
5.3	Student Participation and Activities	10	30.0	3.00
	Total	59	60.0	1.02
Criterion VI – Governance, Leadership and Management				
6.2	Strategy Development and Deployment	2	4.0	2.00
6.3	Faculty Empowerment Strategies	10	5.0	0.50
	Total	12	9.0	0.75
Criterion VII – Institutional Values and Best Practices				
7.1	Institutional Values and Social Responsibilities	26	7.0	0.27
7.2	Best Practices	30	60.0	2.00
7.3	Institutional Distinctiveness	20	40.0	2.00
	Total	76	107.0	1.41
	Grand Total	691	1136	1.64





Scott Christian College (Autonomous), Nagercoil - 3



AAA 2018 - 2019 - Assessment Sheet

Department of Computer Science

Qualitative & Quantitative Metrics

Metric	Parameter	QIM/ QnM	Weight age	Score	Wtd. Score
	Criterion I – Curricular Aspects				
1.1	Curriculum Design and Development				
1.1.1	Curricula developed/adopted having Learning Outcomes including Programme Outcomes (Pos), Programme specific outcomes (PSOs) and Course Outcomes (COs) for all the UG, PG and M.Phil programmes offered by the Department and mapped them with syllabus properly.	QIM	20	3	60
1.1.2	List of Programmes where syllabus revision was carried out during 2018-2019	QnM	20	0	0
1.1.3	Courses having focus on employability/ entrepreneurship/ skill development during 2018 - 2019	QnM	10	4	40
1.1	Curriculum Design and Development		50	2	100
1.2	Academic Flexibility				
1.2.1	New courses introduced of the total number of courses across all programs offered during 2018 – 2019.	QnM	20	0	0
1.2.2	Programs in which Choice Based Credit System (CBCS)/elective course system has been implemented (2018-19)	QnM	20	4	80
1.2	Academic Flexibility		40	2	80
1.3	Curriculum Enrichment				
1.3.1	List of courses whose syllabus integrate Cross cutting Issues related to Gender/ Environment & Sustainability/Human Values & Professional Ethics.	QIM	10	1	10
1.3.2	List of Value-added courses imparting transferable and life skills offered during 2018-2019 with details of the students	QnM	10	0	0

1.3.3	List of Value-added courses imparting transferable and life skills offered during 2018-2019 with details of the students	QnM	10	0	0
1.3.4	Details of students undertaking field projects / internships (2018 - 2019)	QnM	10	4	40
1.3	Curriculum Enrichment		40	1.25	50
1.4	Feedback System				
1.4.1	Structured feedback received from: 1) Students, 2) Teachers, 3) Employers, 4) Alumni 5) Parents, for design and review of syllabus - Semester wise /year wise (Weightage: 10 QnM) Options: A. Any 4 of the above B. Any 3 of the above C. Any 2 of the above D. Any 1 of the above E. None of the above	QnM	10	4	40
1.4.2	Feedback processes of the institution may be classified as follows: A) Feedback collected, analysed and action taken and feedback available on website B) Feedback collected, analysed and action has been taken C) Feedback collected and analysed D) Feedback collected E) Feedback not collected	QnM	10	4	40
1.4	Feedback System		20	4	80
Criterion I – Curricular Aspects			150	2.07	310
Criterion II – Teaching-Learning and Evaluation					
2.2	Catering to Student Diversity				
2.2.1	The institution assesses the learning levels of the students, after admission and organises special programs for advanced learners and slow learners	QIM	10	3	30
2.2.2	Student - Full time teacher ratio(current year data)	QnM	15	4	60
2.2	Catering to Student Diversity		25	3.6	90
2.3	Teaching - Learning Process				
2.3.1	Student centric methods, such as experiential learning, participative learning and problem solving methodologies are used for enhancing learning experiences	QIM	20	2	40
2.3.2	Teachers using ICT for effective teaching with Learning Management Systems (LMS), E-learning resources etc. (2018 - 2019)	QnM	10	0	0
2.3.3	Ratio of students to mentor for academic and stress related issues (current year data)	QnM	10	4	40
2.3.4	Preparation and adherence to Academic Calendar and Teaching plans by the institution	QIM	10	3	30
2.3	Teaching - Learning Process		50	2.2	110

2.4	Teacher Profile and Quality				
2.4.1	Full time teachers against sanctioned posts during 2018-2019 (10) & 2.4.3 Teaching experience of full time teachers in number of years	QnM	10	4	40
2.4.2	Full time teachers with Ph.D. during 2018-2019	QnM	20	0	0
2.4.3	Teaching experience of full time teachers in number of years (current year data)	QnM	10	3	30
2.4.4	Full time teachers who received awards, recognition, fellowships at State, National, International level from Government, recognised bodies during 2018-2019 (10) & for 3.4.2 The institution provides incentives to teachers who receive state, national and international recognition/awards	QnM	10	0	0
2.4.5	Full time teachers from other States against sanctioned posts during 2018-2019	QnM	10	0	0
2.4	Teacher Profile and Quality		60	1.17	70
2.6	Student Performance and Learning Outcomes				
2.6.1	i) Provide the web link displaying Programme Outcomes(PO)/Programme Specific Outcomes (PSO) / Course Outcomes (CO) for all programmes offered by the Department.	QIM	20	4	80
2.6.2	Evaluation of attainment of PO, PSO & CO	QIM	10	4	40
2.6.3	Passed out details of final year students	QnM	20	1	20
2.6	Student Performance and Learning Outcomes		50	2.8	140
2.7	Student Satisfaction Survey				
2.7.1	Online student satisfaction survey (SSS) regarding to teaching learning process.	QnM	50	3.18	159
2.7	Student Satisfaction Survey		50	3.18	159
Criterion II – Teaching-Learning and Evaluation					
			235	2.42	569
Criterion III – Research, Innovations and Extension					
3.1	Promotion of Research and Facilities				
3.1.3	Number of teachers awarded international fellowship for advanced studies/ research during 2018-2019	QnM	6	0	0
3.1	Promotion of Research and Facilities		6	0	0
3.2	Resource Mobilization for Research				
3.2.1	Grants for research projects sponsored by the government, non-government sources such as industry, corporate houses, international bodies, endowments, Chairs in the institution during 2018-2019	QnM	3	0	0
3.2.2	Number of research centers recognized by Institution and National/International Bodies	QnM	2	0	0

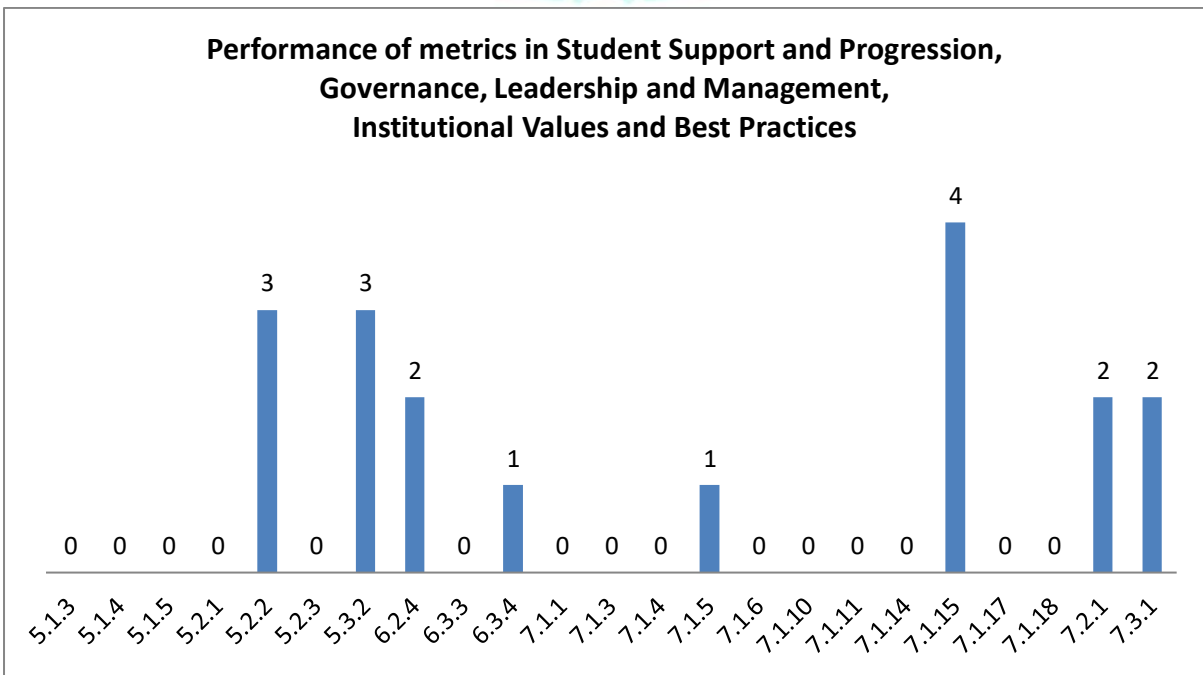
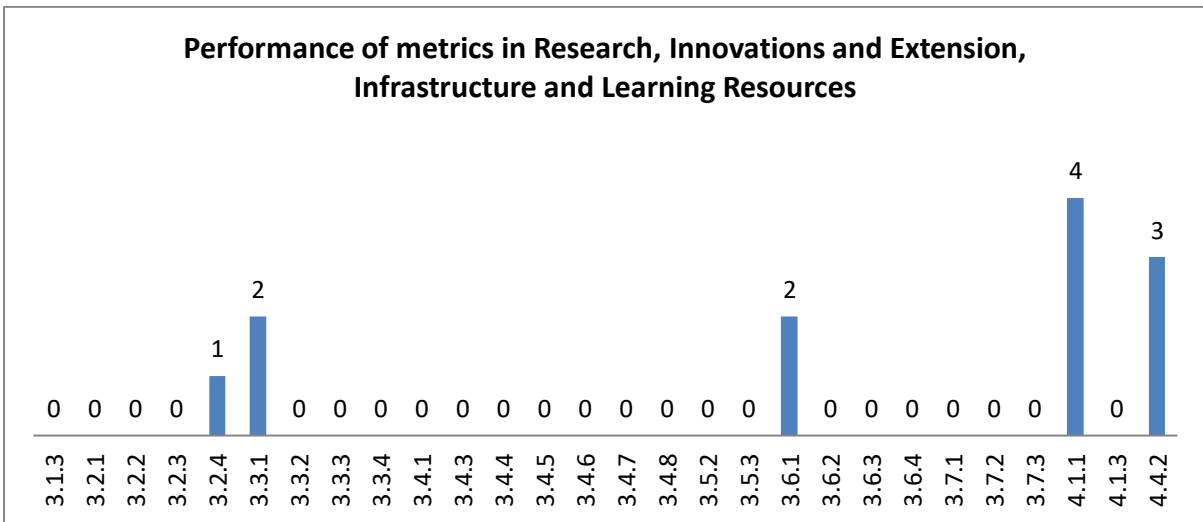
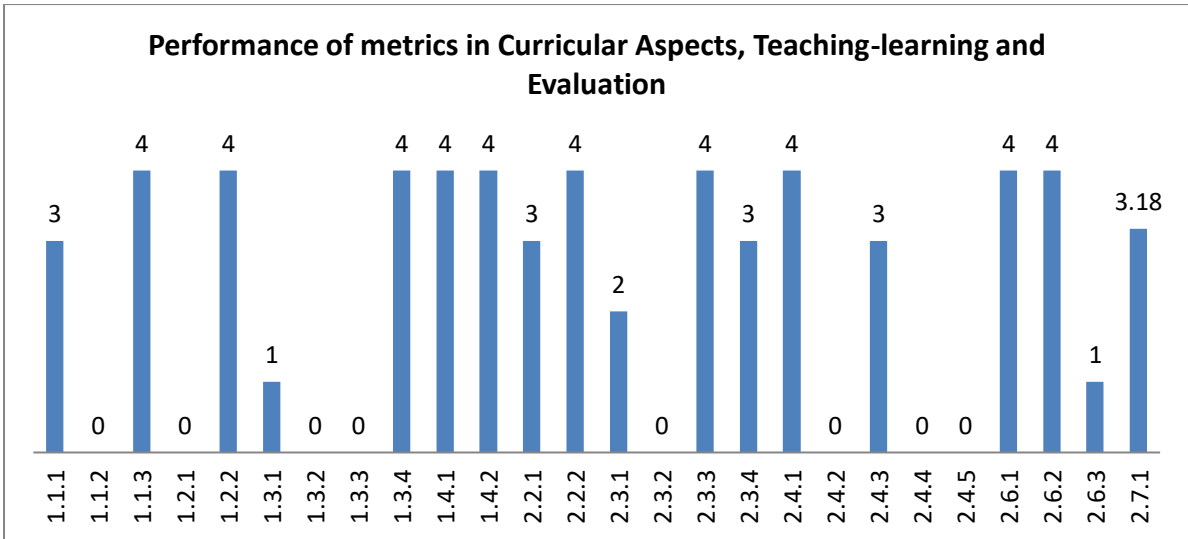
3.2.3	Teachers recognised as research guides	QnM	2	0	0
3.2.4	Number of research projects per teacher funded by government and non-government agencies during 2018-2019	QnM	3	1	3
3.2	Resource Mobilization for Research		10	0.3	3
3.3	Innovation Ecosystem				
3.3.1	What are the innovation done by the Department / Club including Incubation Centre and other initiatives for creation and transfer of knowledge?	QIM	4	2	8
3.3.2	Number of workshops/seminars conducted on Intellectual Property Rights (IPR) and Industry-Academia Innovative practices during 2018-2019	QnM	6	0	0
3.3.3	Number of awards for innovation won by institution/teachers/research scholars/students during 2018-2019	QnM	5	0	0
3.3.4	Number of start-ups incubated on campus during 2018-2019	QnM	5	0	0
3.3	Innovation Ecosystem		20	0.4	8
3.4	Research Publications and Awards				
3.4.1	The institution has a stated Code of Ethics to check malpractices and plagiarism in Research	QnM	1	0	0
3.4.3	Number of Patents published/awarded during 2018-2019	QnM	4	0	0
3.4.4	Number of Ph.D.s awarded per teacher during 2018-2019	QnM	4	0	0
3.4.5	Number of research papers per teacher in the Journals notified on UGC website during 2018-2019	QnM	2	0	0
3.4.6	Number of books and chapters in edited volumes / books published, and papers in national/international conference - proceedings per teacher during 2018-2019	QnM	5	0	0
3.4.7	Bibliometrics of the publications during 2018-2019 based on average citation index in Scopus/ Web of Science or Pub Med/ Indian Citation Index	QnM	2	0	0
3.4.8	Bibliometrics of the publications during 2018-19 based on Scopus/ Web of Science – h-index of the Department	QnM	1	0	0
3.4	Research Publications and Awards		19	0	0
3.5	Consultancy				
3.5.2	Revenue generated from consultancy during 2018-2019	QnM	6	0	0

3.5.3	Revenue generated from corporate training by the Department during 2018-2019	QnM	3	0	0
3.5	Consultancy		9	0	0
3.6	Extension Activities				
3.6.1	What are the Extension activities in the neighborhood community in terms of impact and sensitizing students to social issues and holistic development during 2018-2019?	QIM	10	2	20
3.6.2	Number of awards and recognition received for extension activities from Government /recognized bodies during 2018 - 19	QnM	15	0	0
3.6.3	Number of extension and outreach Programmes conducted in collaboration with industry, community and Non- Government Organizations through NSS/NCC/Red cross/YRC etc., during 2018-2019	QnM	15	0	0
3.6.4	Students participating in extension activities with Government Organizations, Non-Government Organizations and Programmes such as Swachh Bharat, Aids Awareness, Gender Issue, etc. during 2018-2019	QnM	10	0	0
3.6	Extension Activities		50	0.4	20
3.7	Collaboration				
3.7.1	Number of Collaborative activities for research, faculty exchange, student exchange	QnM	5	0	0
3.7.2	Number of linkages with institutions/industries for internship, on-the-job training, project work, sharing of research facilities etc. during 2018-2019	QnM	10	0	0
3.7.3	Number of functional MoUs with institutions of national, international importance, other universities, industries, corporate houses etc. during 2018-2019	QnM	5	0	0
3.7	Collaboration		20	0	0
Criterion III – Research, Innovations and Extension			134	0.23	31
Criterion IV – Infrastructure and Learning Resources					
4.1	Physical Facilities				
4.1.1	The institution has adequate facilities for teaching – learning, viz., classrooms, laboratories, computing equipment, etc.	QIM	5	4	20
4.1.3	Percentage of classrooms and seminar halls with ICT – enabled facilities such as smart class, LMS, etc.	QnM	10	0	0
4.1	Physical Facilities		15	1.33	20

4.4	Maintenance of Campus Infrastructure				
4.4.2	Provide the Service/Maintenance Record	QIM	10	3	30
4.4	Maintenance of Campus Infrastructure		10	3	30
Criterion IV – Infrastructure and Learning Resources			25	2	50
Criterion V - Student Support and Progression					
5.1	Student Support				
5.1.3	Number of capability enhancement and development schemes 1. Guidance for competitive examinations, 2. Career Counselling, 3. Softskill development, 4. Remedial coaching 5. Language lab, 6. Bridge courses 7. Yoga and Meditation 8. Personal Counselling Options: A. 7 or more of the above B. Any 6 of the above V. Any 5 of the above D. Any 4 of the above E. ≤ 3 of the above (Opt one)	QnM	9	0	0
5.1.4	Students benefited by guidance for competitive examinations and career counseling offered by the institution during 2018-2019	QnM	8	0	0
5.1.5	Students benefited by Vocational Education and Training (VET) during 2018-2019	QnM	2	0	0
5.1	Student Support		19	0	0
5.2	Student Progression				
5.2.1	Placement of outgoing students during 2018-2019	QnM	10	0	0
5.2.2	Student progression to higher education (previous graduating batch i.e., 2018 - 2019)	QnM	10	3	30
5.2.3	Students qualifying in state/ national/ international level examinations during 2018-2019 (eg: NET/ SLET/GATE/GMAT /CAT, GRE/TOFEL/Civil Services/State government examinations)	QnM	10	0	0
5.2	Student Progression		30	1	30
5.3	Student Participation and Activities				
5.3.2	Presence of an active Student Council & representation of students on academic & administrative bodies/committees	QIM	10	3	30
5.3	Student Participation and Activities		10	3	30
Criterion V - Student Support and Progression			59	1.02	60
Criterion VI – Governance, Leadership and Management					
6.2	Strategy Development and Deployment				
6.2.4	Minutes of Meetings and action taken reports of Associations /Cells / Bodies / Committees /Clubs etc	QIM	2	2	4
6.2	Strategy Development and Deployment		2	2	4

6.3	Faculty Empowerment Strategies				
6.3.3	Number of professional development / administrative training Programmes organized by the Institution for teaching and non teaching staff during 2018-2019	QnM	5	0	0
6.3.4	Teachers attending professional development Programmes, viz., Orientation Programme, Refresher Course, Short Term Course, Faculty Development Programmes during 2018-2019	QnM	5	1	5
6.3	Faculty Empowerment Strategies		10	0.5	5
Criterion VI – Governance, Leadership and Management			12	0.75	9
Criterion VII – Institutional Values and Best Practices					
7.1	Institutional Values and Social Responsibilities				
7.1.1	Number of gender equity promotion Programmes organized by the department/club/cell/ unit during 2018-2019	QnM	5	0	0
7.1.3	Environmental Consciousness and Sustainability Alternate Energy initiatives such as: Power requirement of the Department met by the renewable energy sources	QnM	1	0	0
7.1.4	Annual lighting power requirements met through LED bulbs	QnM	1	0	0
7.1.5	Waste Management steps including: a) Solid waste management b) Liquid waste management c) E-waste management	QIM	3	1	3
7.1.6	Rain water harvesting structures and utilization	QIM	1	0	0
7.1.10	Number of specific initiatives to address locational advantages and disadvantages during 2018-2019	QnM	5	0	0
7.1.11	Number of initiatives taken to engage with and contribute to local community during 2018-2019	QnM	5	0	0
7.1.14	The Department plans and organizes appropriate activities to increase consciousness about national identities and symbols; Fundamental Duties and Rights of Indian citizens and other constitutional obligations (Yes/No)	QnM	1	0	0
7.1.15	The Department offers a course on Human Values and professional ethics (Yes/No)	QnM	1	4	4
7.1.17	Number of activities conducted for promotion of universal values (Truth, Righteous conduct, Love, Non-Violence and peace); national values, human values, national integration, communal harmony and social cohesion as well as for observance of fundamental duties during 2018-2019	QnM	2	0	0

7.1.18	Institution organizes national festivals and birth / death anniversaries of the great Indian personalities.	QIM	1	0	0
7.1	Institutional Values and Social Responsibilities		26	0.27	7
7.2	Best Practices				
7.2.1	Describe any one best practice followed by the Department / Cell / Body / Committee / Club/Unit	QIM	30	2	60
7.2	Best Practices		30	2	60
7.3	Institutional Distinctiveness				
7.3.1	Describe/Explain the performance the Department in one area distinctive to its Vision, Priority & Thrust	QIM	20	2	40
7.3	Institutional Distinctiveness		20	2	40
Criterion VII – Institutional Values and Best Practices			76	1.41	107
	Criteria-wise Assessment		Weight age (W)	Score	Wtd Grade Point (WGP)
1	Curricular Aspects		150.00	2.07	310.00
2	Teaching, Learning & Evaluation		235.00	2.42	569.00
3	Research, Innovation & Extension		134.00	0.23	31.00
4	Infrastructure & Learning resources		25.00	2.00	50.00
5	Student Support & Progression		59.00	1.02	60.00
6	Governance, Leadership & Management		12.00	0.75	9.00
7	Institutional values & Best Practices		76.00	1.41	107.00
Overall:-			691.00	1.64	1136.00



Department / Cell : Computer Science

Academic and Administrative Audit - 18.10.2019

Strengths and Weaknesses

Strengths :

- Feedback System
- Catering to Student Diversity
- Student Satisfaction Survey
- Maintenance of Campus Infrastructure
- Student Participation and Activities

Weaknesses :

- Student Progression
- Faculty Empowerment Strategies
- Innovation Ecosystem
- Extension Activities
- Resource Mobilization for Research
- Institutional Values and Social Responsibilities
- Promotion of Research and Facilities
- Research Publications and Awards
- Consultancy
- Collaboration
- Student Support






Scott Christian College (Autonomous), Nagercoil - 3
INTERNAL QUALITY ASSURANCE CELL



ACADEMIC & ADMINISTRATIVE AUDIT 2018 – 2019

GRADE

**DEPARTMENT OF BUSINESS
STUDIES**



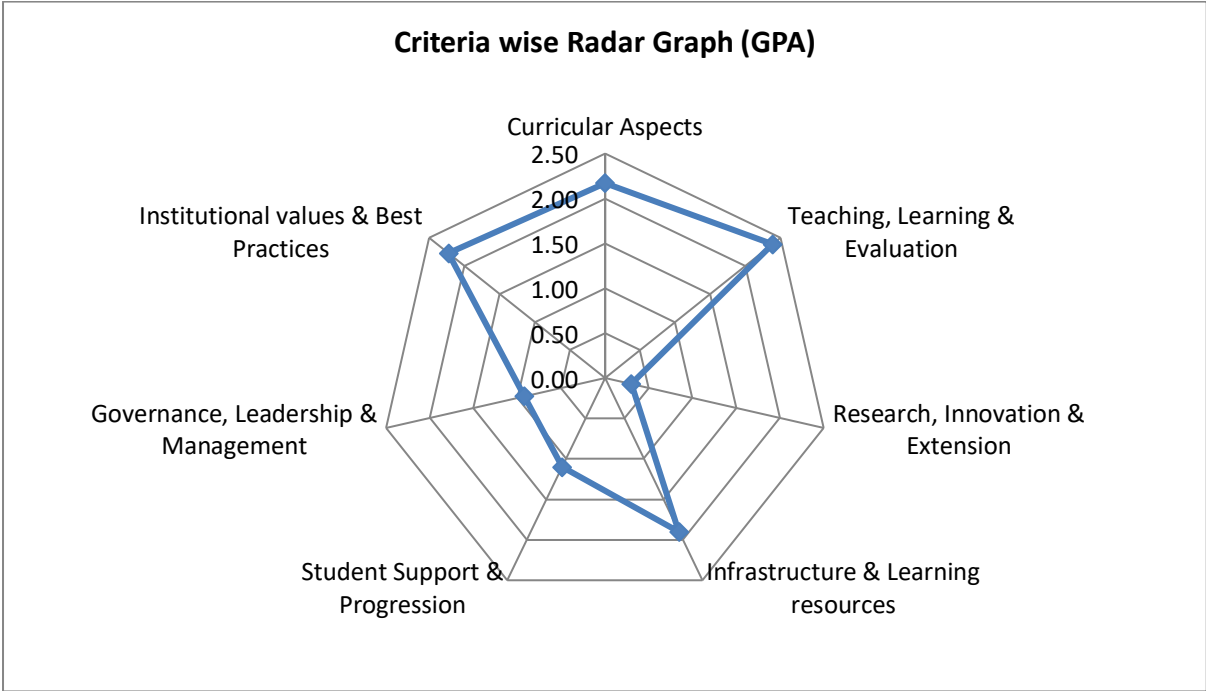
Department / Cell : Business Studies

Academic and Administrative Audit - 18.10.2019

No	Criteria	Weightage (W1)	Weighted Grade Point (CrWGP_i)	Grade Point Averages (CrWGP_i/W_i)
1	Curricular Aspects	150	325.0	2.17
2	Teaching, Learning & Evaluation	235	561.0	2.39
3	Research, Innovation & Extension	134	40.0	0.30
4	Infrastructure & Learning resources	25	47.5	1.90
5	Student Support & Progression	59	65.0	1.10
6	Governance, Leadership & Management	12	11.0	0.92
7	Institutional values & Best Practices	76	169.5	2.23
	Total	691	1219	1.76
CGPA : 1.76				
Grade : C				

Dean IQAC

Principal



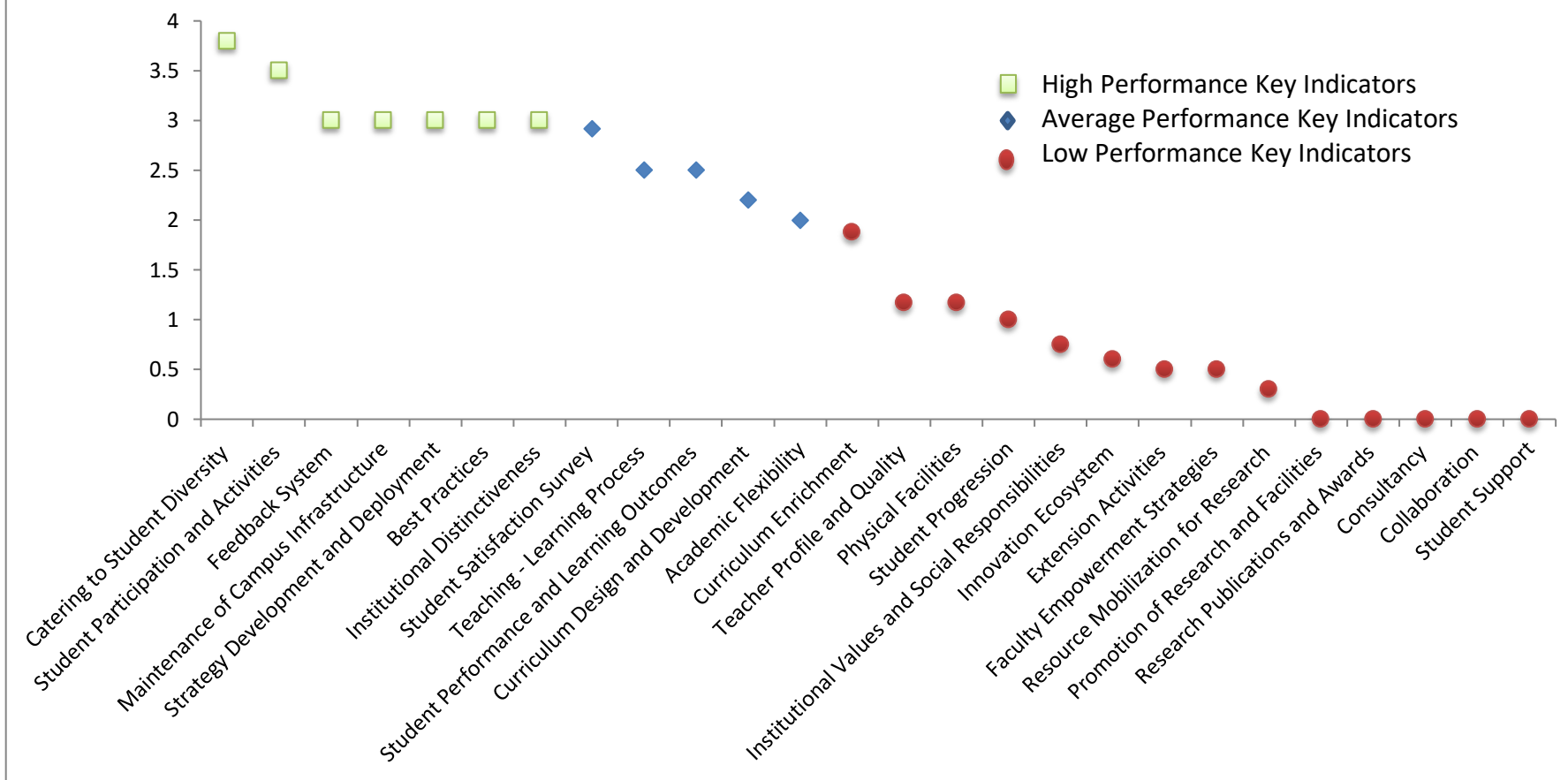
Department / Cell : Business Studies

Academic and Administrative Audit - 18.10.2019

No	Criteria and Key Indicators	Key Indicator Weightage (W _i)	Key Indicator Wise Weighted Grade Points (KIWGP) _i	Grade Point Averages (CrWGPi/Wi)
Criterion I – Curricular Aspects				
1.1	Curriculum Design and Development	50	110.0	2.20
1.2	Academic Flexibility	40	80.0	2.00
1.3	Curriculum Enrichment	40	75.0	1.88
1.4	Feedback System	20	60.0	3.00
	Total	150	325.0	2.17
Criterion II – Teaching-Learning and Evaluation				
2.2	Catering to Student Diversity	25	95.0	3.80
2.3	Teaching - Learning Process	50	125.0	2.50
2.4	Teacher Profile and Quality	60	70.0	1.17
2.6	Student Performance and Learning Outcomes	50	125.0	2.50
2.7	Student Satisfaction Survey	50	146.0	2.92
	Total	235	561.0	2.39
Criterion III – Research, Innovations and Extension				
3.1	Promotion of Research and Facilities	6	0.0	0.00
3.2	Resource Mobilization for Research	10	3.0	0.30
3.3	Innovation Ecosystem	20	12.0	0.60
3.4	Research Publications and Awards	19	0.0	0.00
3.5	Consultancy	9	0.0	0.00

No	Criteria and Key Indicators	Key Indicator Weightage (W _i)	Key Indicator Wise Weighted Grade Points (KIWGP);	Grade Point Averages (CrWGPI/W _i)
3.6	Extension Activities	50	25.0	0.50
3.7	Collaboration	20	0.0	0.00
	Total	134	40.0	0.30
Criterion IV – Infrastructure and Learning Resources				
4.1	Physical Facilities	15	17.5	1.17
4.4	Maintenance of Campus Infrastructure	10	30.0	3.00
	Total	25	47.5	1.90
Criterion V - Student Support and Progression				
5.1	Student Support	19	0.0	0.00
5.2	Student Progression	30	30.0	1.00
5.3	Student Participation and Activities	10	35.0	3.50
	Total	59	65.0	1.10
Criterion VI – Governance, Leadership and Management				
6.2	Strategy Development and Deployment	2	6.0	3.00
6.3	Faculty Empowerment Strategies	10	5.0	0.50
	Total	12	11.0	0.92
Criterion VII – Institutional Values and Best Practices				
7.1	Institutional Values and Social Responsibilities	26	19.5	0.75
7.2	Best Practices	30	90.0	3.00
7.3	Institutional Distinctiveness	20	60.0	3.00
	Total	76	169.5	2.23
	Grand Total	691	1219	1.76

Comparison of Metrics in Key Indicators based on Performance (GPA)





Scott Christian College (Autonomous), Nagercoil - 3

AAA 2018 - 2019 - Assessment Sheet

Department of Business Studies

Qualitative & Quantitative Metrics



Metric	Parameter	QIM/ QnM	Weight age	Score	Wtd. Score
	Criterion I – Curricular Aspects				
1.1	Curriculum Design and Development				
1.1.1	Curricula developed/adopted having Learning Outcomes including Programme Outcomes (Pos), Programme specific outcomes (PSOs) and Course Outcomes (COs) for all the UG, PG and M.Phil programmes offered by the Department and mapped them with syllabus properly.	QIM	20	3.5	70
1.1.2	List of Programmes where syllabus revision was carried out during 2018-2019	QnM	20	0	0
1.1.3	Courses having focus on employability/ entrepreneurship/ skill development during 2018 - 2019	QnM	10	4	40
1.1	Curriculum Design and Development		50	2.2	110
1.2	Academic Flexibility				
1.2.1	New courses introduced of the total number of courses across all programs offered during 2018 – 2019.	QnM	20	0	0
1.2.2	Programs in which Choice Based Credit System (CBCS)/elective course system has been implemented (2018-19)	QnM	20	4	80
1.2	Academic Flexibility		40	2	80
1.3	Curriculum Enrichment				
1.3.1	List of courses whose syllabus integrate Cross cutting Issues related to Gender/ Environment & Sustainability/Human Values & Professional Ethics.	QIM	10	3.5	35
1.3.2	List of Value-added courses imparting transferable and life skills offered during 2018-2019 with details of the students	QnM	10	0	0
1.3.3	List of Value-added courses imparting transferable and life skills offered during 2018-2019 with details of the students	QnM	10	0	0

1.3.4	Details of students undertaking field projects / internships (2018 - 2019)	QnM	10	4	40
1.3	Curriculum Enrichment		40	1.88	75
1.4	Feedback System				
1.4.1	Structured feedback received from: 1) Students, 2) Teachers, 3) Employers, 4) Alumni 5) Parents, for design and review of syllabus - Semester wise /year wise (Weightage: 10 QnM) Options: A. Any 4 of the above B. Any 3 of the above C. Any 2 of the above D. Any 1 of the above E. None of the above	QnM	10	4	40
1.4.2	Feedback processes of the institution may be classified as follows: A) Feedback collected, analysed and action taken and feedback available on website B) Feedback collected, analysed and action has been taken C) Feedback collected and analysed D) Feedback collected E) Feedback not collected	QnM	10	2	20
1.4	Feedback System		20	3	60
Criterion I – Curricular Aspects			150	2.17	325
Criterion II – Teaching-Learning and Evaluation					
2.2	Catering to Student Diversity				
2.2.1	The institution assesses the learning levels of the students, after admission and organises special programs for advanced learners and slow learners	QIM	10	3.5	35
2.2.2	Student - Full time teacher ratio(current year data)	QnM	15	4	60
2.2	Catering to Student Diversity		25	3.8	95
2.3	Teaching - Learning Process				
2.3.1	Student centric methods, such as experiential learning, participative learning and problem solving methodologies are used for enhancing learning experiences	QIM	20	3	60
2.3.2	Teachers using ICT for effective teaching with Learning Management Systems (LMS), E-learning resources etc. (2018 - 2019)	QnM	10	0	0
2.3.3	Ratio of students to mentor for academic and stress related issues (current year data)	QnM	10	4	40
2.3.4	Preparation and adherence to Academic Calendar and Teaching plans by the institution	QIM	10	2.5	25
2.3	Teaching - Learning Process		50	0	125

2.4	Teacher Profile and Quality				
2.4.1	Full time teachers against sanctioned posts during 2018-2019 (10) & 2.4.3 Teaching experience of full time teachers in number of years	QnM	10	4	40
2.4.2	Full time teachers with Ph.D. during 2018-2019	QnM	20	0	0
2.4.3	Teaching experience of full time teachers in number of years (current year data)	QnM	10	3	30
2.4.4	Full time teachers who received awards, recognition, fellowships at State, National, International level from Government, recognised bodies during 2018-2019 (10) & for 3.4.2 The institution provides incentives to teachers who receive state, national and international recognition/awards	QnM	10	0	0
2.4.5	Full time teachers from other States against sanctioned posts during 2018-2019	QnM	10	0	0
2.4	Teacher Profile and Quality		60	1.17	70
2.6	Student Performance and Learning Outcomes				
2.6.1	i) Provide the web link displaying Programme Outcomes(PO)/Programme Specific Outcomes (PSO) / Course Outcomes (CO) for all programmes offered by the Department.	QIM	20	3.5	70
2.6.2	Evaluation of attainment of PO, PSO & CO	QIM	10	3.5	35
2.6.3	Passed out details of final year students	QnM	20	1	20
2.6	Student Performance and Learning Outcomes		50	2.5	125
2.7	Student Satisfaction Survey				
2.7.1	Online student satisfaction survey (SSS) regarding to teaching learning process.	QnM	50	2.92	146
2.7	Student Satisfaction Survey		50	2.92	146
Criterion II – Teaching-Learning and Evaluation			235	2.39	561
Criterion III – Research, Innovations and Extension					
3.1	Promotion of Research and Facilities				
3.1.3	Number of teachers awarded international fellowship for advanced studies/ research during 2018-2019	QnM	6	0	0
3.1	Promotion of Research and Facilities		6	0	0
3.2	Resource Mobilization for Research				
3.2.1	Grants for research projects sponsored by the government, non-government sources such as industry, corporate houses, international bodies, endowments, Chairs in the institution during 2018-2019	QnM	3	0	0
3.2.2	Number of research centers recognized by Institution and National/International Bodies	QnM	2	0	0
3.2.3	Teachers recognised as research guides	QnM	2	0	0

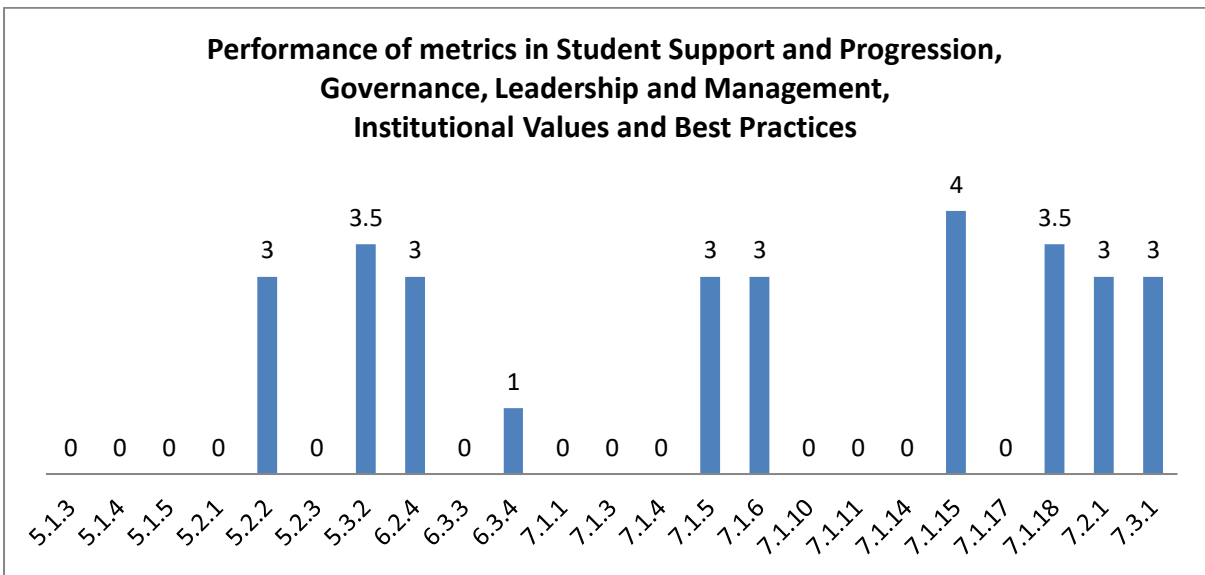
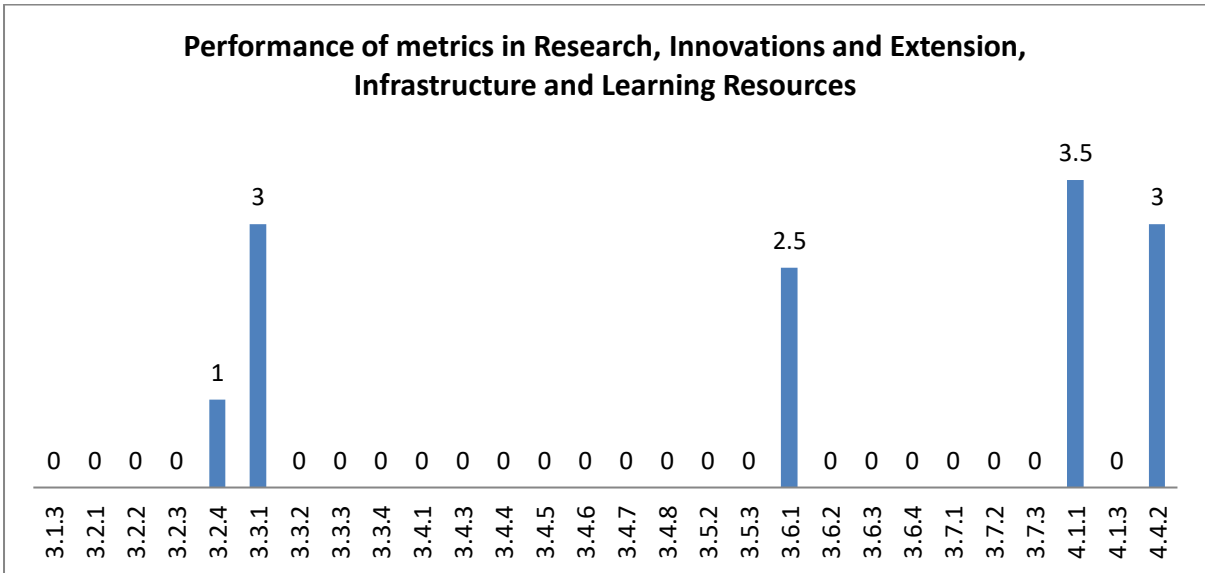
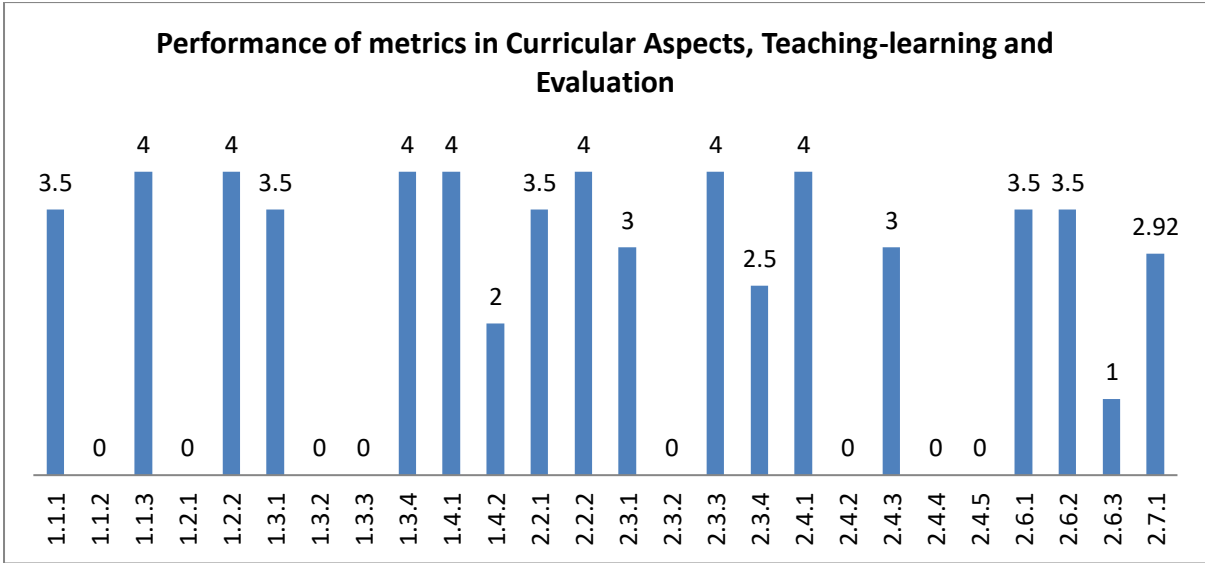
3.2.4	Number of research projects per teacher funded by government and non-government agencies during 2018-2019	QnM	3	1	3
3.2	Resource Mobilization for Research		10	0.3	3
3.3	Innovation Ecosystem				
3.3.1	What are the innovation done by the Department / Club including Incubation Centre and other initiatives for creation and transfer of knowledge?	QIM	4	3	12
3.3.2	Number of workshops/seminars conducted on Intellectual Property Rights (IPR) and Industry-Academia Innovative practices during 2018-2019	QnM	6	0	0
3.3.3	Number of awards for innovation won by institution/teachers/research scholars/students during 2018-2019	QnM	5	0	0
3.3.4	Number of start-ups incubated on campus during 2018-2019	QnM	5	0	0
3.3	Innovation Ecosystem		20	0.6	12
3.4	Research Publications and Awards				
3.4.1	The institution has a stated Code of Ethics to check malpractices and plagiarism in Research	QnM	1	0	0
3.4.3	Number of Patents published/awarded during 2018-2019	QnM	4	0	0
3.4.4	Number of Ph.D.s awarded per teacher during 2018-2019	QnM	4	0	0
3.4.5	Number of research papers per teacher in the Journals notified on UGC website during 2018-2019	QnM	2	0	0
3.4.6	Number of books and chapters in edited volumes / books published, and papers in national/international conference - proceedings per teacher during 2018-2019	QnM	5	0	0
3.4.7	Bibliometrics of the publications during 2018-2019 based on average citation index in Scopus/ Web of Science or Pub Med/ Indian Citation Index	QnM	2	0	0
3.4.8	Bibliometrics of the publications during 2018-19 based on Scopus/ Web of Science – h-index of the Department	QnM	1	0	0
3.4	Research Publications and Awards		19	0	0
3.5	Consultancy				
3.5.2	Revenue generated from consultancy during 2018-2019	QnM	6	0	0
3.5.3	Revenue generated from corporate training by the Department during 2018-2019	QnM	3	0	0
3.5	Consultancy		9	0	0

3.6	Extension Activities				
3.6.1	What are the Extension activities in the neighborhood community in terms of impact and sensitizing students to social issues and holistic development during 2018-2019?	QIM	10	2.5	25
3.6.2	Number of awards and recognition received for extension activities from Government /recognized bodies during 2018 - 19	QnM	15	0	0
3.6.3	Number of extension and outreach Programmes conducted in collaboration with industry, community and Non- Government Organizations through NSS/NCC/Red cross/YRC etc., during 2018-2019	QnM	15	0	0
3.6.4	Students participating in extension activities with Government Organizations, Non-Government Organizations and Programmes such as Swachh Bharat, Aids Awareness, Gender Issue, etc. during 2018-2019	QnM	10	0	0
3.6	Extension Activities		50	0.5	25
3.7	Collaboration				
3.7.1	Number of Collaborative activities for research, faculty exchange, student exchange	QnM	5	0	0
3.7.2	Number of linkages with institutions/industries for internship, on-the-job training, project work, sharing of research facilities etc. during 2018-2019	QnM	10	0	0
3.7.3	Number of functional MoUs with institutions of national, international importance, other universities, industries, corporate houses etc. during 2018-2019	QnM	5	0	0
3.7	Collaboration		20	0	0
Criterion III – Research, Innovations and Extension			134	0.3	40
Criterion IV – Infrastructure and Learning Resources					
4.1	Physical Facilities				
4.1.1	The institution has adequate facilities for teaching – learning, viz., classrooms, laboratories, computing equipment, etc.	QIM	5	3.5	17.5
4.1.3	Percentage of classrooms and seminar halls with ICT – enabled facilities such as smart class, LMS, etc.	QnM	10	0	0
4.1	Physical Facilities		15	1.17	17.5
4.4	Maintenance of Campus Infrastructure				
4.4.2	Provide the Service/Maintenance Record	QIM	10	3	30
4.4	Maintenance of Campus Infrastructure		10	3	30
Criterion IV – Infrastructure and Learning Resources			25	1.9	47.5

	Criterion V - Student Support and Progression				
5.1	Student Support				
5.1.3	Number of capability enhancement and development schemes 1. Guidance for competitive examinations, 2. Career Counselling, 3. Softskill development, 4. Remedial coaching 5. Language lab, 6. Bridge courses 7. Yoga and Meditation 8. Personal Counselling Options: A. 7 or more of the above B. Any 6 of the above V. Any 5 of the above D. Any 4 of the above E. ≤ 3 of the above (Opt one)	QnM	9	0	0
5.1.4	Students benefited by guidance for competitive examinations and career counseling offered by the institution during 2018-2019	QnM	8	0	0
5.1.5	Students benefited by Vocational Education and Training (VET) during 2018-2019	QnM	2	0	0
5.1	Student Support		19	0	0
5.2	Student Progression				
5.2.1	Placement of outgoing students during 2018-2019	QnM	10	0	0
5.2.2	Student progression to higher education (previous graduating batch i.e., 2018 - 2019)	QnM	10	3	30
5.2.3	Students qualifying in state/ national/ international level examinations during 2018-2019 (eg: NET/ SLET/GATE/GMAT /CAT, GRE/TOFEL/Civil Services/State government examinations)	QnM	10	0	0
5.2	Student Progression		30	1	30
5.3	Student Participation and Activities				
5.3.2	Presence of an active Student Council & representation of students on academic & administrative bodies/committees	QIM	10	3.5	35
5.3	Student Participation and Activities		10	3.5	35
Criterion V - Student Support and Progression			59	1.1	65
	Criterion VI – Governance, Leadership and Management				
6.2	Strategy Development and Deployment				
6.2.4	Minutes of Meetings and action taken reports of Associations /Cells / Bodies / Committees /Clubs etc	QIM	2	3	6
6.2	Strategy Development and Deployment		2	3	6

6.3	Faculty Empowerment Strategies				
6.3.3	Number of professional development / administrative training Programmes organized by the Institution for teaching and non teaching staff during 2018-2019	QnM	5	0	0
6.3.4	Teachers attending professional development Programmes, viz., Orientation Programme, Refresher Course, Short Term Course, Faculty Development Programmes during 2018-2019	QnM	5	1	5
6.3	Faculty Empowerment Strategies		10	0.5	5
Criterion VI – Governance, Leadership and Management			12	0.92	11
Criterion VII – Institutional Values and Best Practices					
7.1	Institutional Values and Social Responsibilities				
7.1.1	Number of gender equity promotion Programmes organized by the department/club/cell/ unit during 2018-2019	QnM	5	0	0
7.1.3	Environmental Consciousness and Sustainability Alternate Energy initiatives such as: Power requirement of the Department met by the renewable energy sources	QnM	1	0	0
7.1.4	Annual lighting power requirements met through LED bulbs	QnM	1	0	0
7.1.5	Waste Management steps including: a) Solid waste management b) Liquid waste management c) E-waste management	QIM	3	3	9
7.1.6	Rain water harvesting structures and utilization	QIM	1	3	3
7.1.10	Number of specific initiatives to address locational advantages and disadvantages during 2018-2019	QnM	5	0	0
7.1.11	Number of initiatives taken to engage with and contribute to local community during 2018-2019	QnM	5	0	0
7.1.14	The Department plans and organizes appropriate activities to increase consciousness about national identities and symbols; Fundamental Duties and Rights of Indian citizens and other constitutional obligations (Yes/No)	QnM	1	0	0
7.1.15	The Department offers a course on Human Values and professional ethics (Yes/No)	QnM	1	4	4
7.1.17	Number of activities conducted for promotion of universal values (Truth, Righteous conduct, Love, Non-Violence and peace); national values, human values, national integration, communal harmony and social cohesion as well as for observance of fundamental duties during 2018-2019	QnM	2	0	0

7.1.18	Institution organizes national festivals and birth / death anniversaries of the great Indian personalities.	QIM	1	3.5	3.5
7.1	Institutional Values and Social Responsibilities		26	0.75	19.5
7.2	Best Practices				
7.2.1	Describe any one best practice followed by the Department / Cell / Body / Committee / Club/Unit	QIM	30	3	90
7.2	Best Practices		30	3	90
7.3	Institutional Distinctiveness				
7.3.1	Describe/Explain the performance the Department in one area distinctive to its Vision, Priority & Thrust	QIM	20	3	60
7.3	Institutional Distinctiveness		20	3	60
Criterion VII – Institutional Values and Best Practices			76	2.23	169.5
	Criteria-wise Assessment		Weight age (W)	Score	Wtd Grade Point (WGP)
1	Curricular Aspects		150.00	2.17	325.00
2	Teaching, Learning & Evaluation		235.00	2.39	561.00
3	Research, Innovation & Extension		134.00	0.30	40.00
4	Infrastructure & Learning resources		25.00	1.90	47.50
5	Student Support & Progression		59.00	1.10	65.00
6	Governance, Leadership & Management		12.00	0.92	11.00
7	Institutional values & Best Practices		76.00	2.23	169.50
Overall:-			691.00	1.76	1219.00



Department / Cell : Business Studies

Academic and Administrative Audit - 18.10.2019

Strengths and Weaknesses

Strengths :

- Catering to Student Diversity
- Student Participation and Activities
- Feedback System
- Maintenance of Campus Infrastructure
- Strategy Development and Deployment
- Best Practices
- Institutional Distinctiveness

Weaknesses :

- Student Progression
- Institutional Values and Social Responsibilities
- Innovation Ecosystem
- Extension Activities
- Faculty Empowerment Strategies
- Resource Mobilization for Research
- Promotion of Research and Facilities
- Research Publications and Awards
- Consultancy
- Collaboration
- Student Support





Scott Christian College (Autonomous), Nagercoil - 3
INTERNAL QUALITY ASSURANCE CELL



ACADEMIC & ADMINISTRATIVE AUDIT 2018 – 2019

GRADE

DEPARTMENT OF PHYSICAL EDUCATION



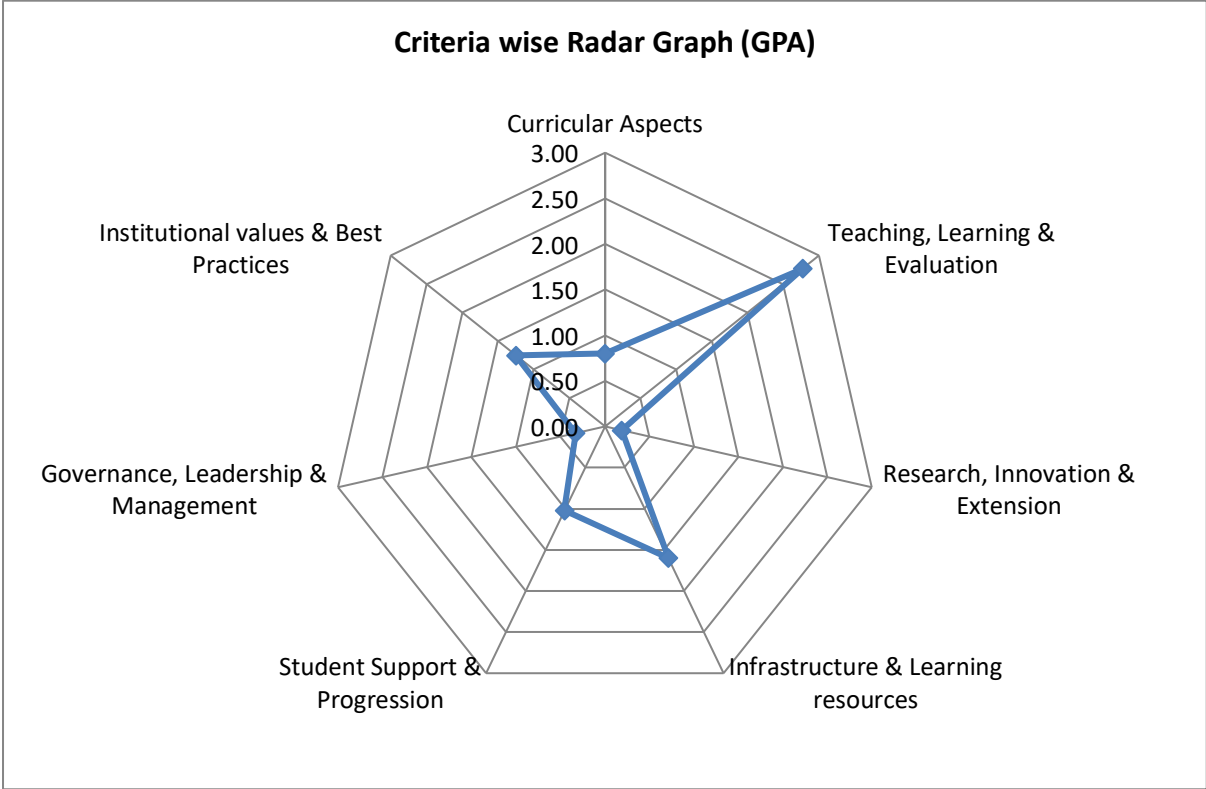
Department / Cell : Physical Education

Academic and Administrative Audit - 18.10.2019

No	Criteria	Weightage (W1)	Weighted Grade Point (CrWGP _i)	Grade Point Averages (CrWGP _i /W _i)
1	Curricular Aspects	150	120.0	0.80
2	Teaching, Learning & Evaluation	235	651.5	2.77
3	Research, Innovation & Extension	134	25.0	0.19
4	Infrastructure & Learning resources	25	40.0	1.60
5	Student Support & Progression	59	60.0	1.02
6	Governance, Leadership & Management	12	4.0	0.33
7	Institutional values & Best Practices	76	95.0	1.25
	Total	691	995.5	1.44
CGPA : 1.44				
Grade : D				

Dean IQAC

Principal

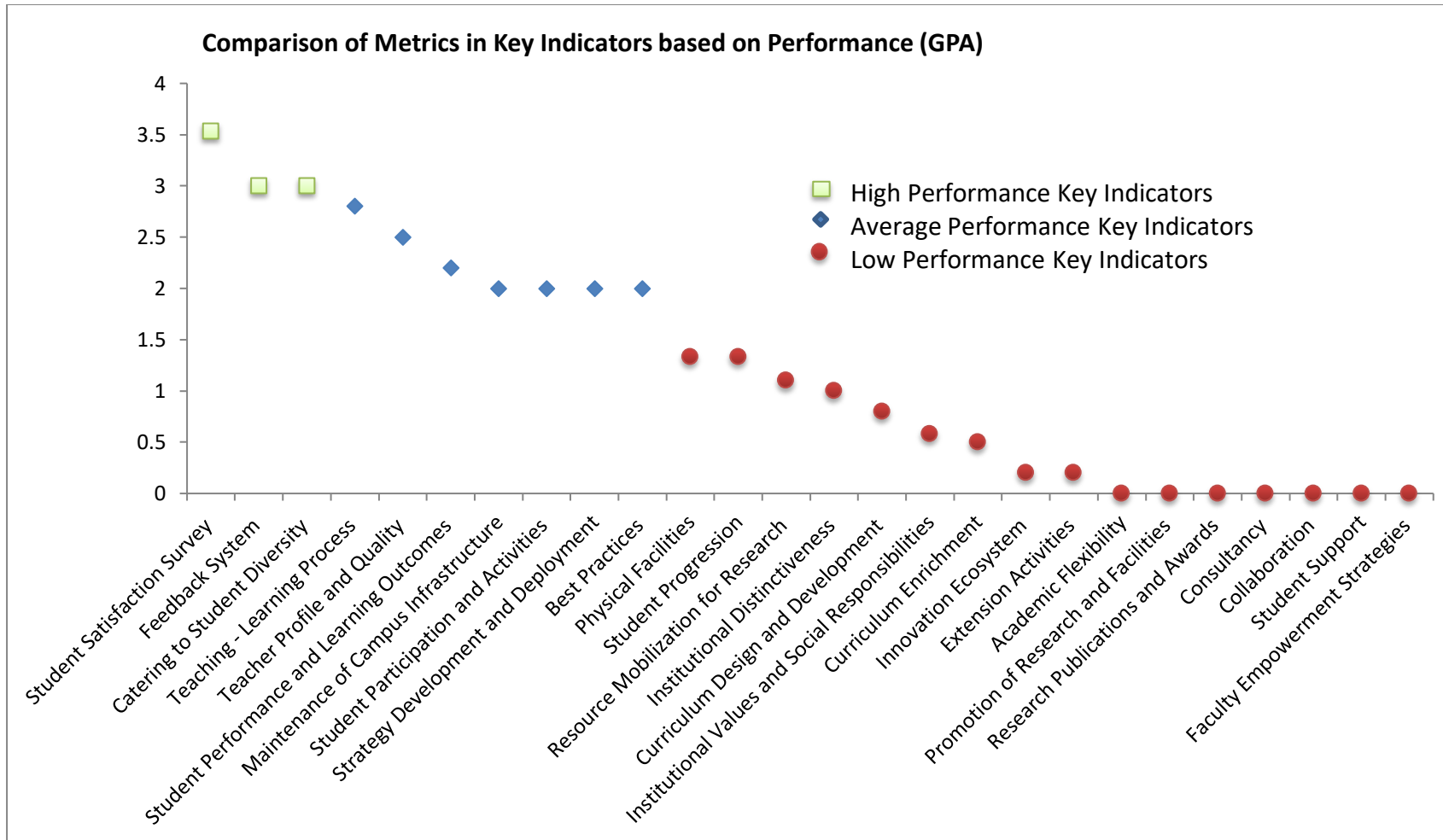


Department / Cell : Physical Education

Academic and Administrative Audit - 18.10.2019

No	Criteria and Key Indicators	Key Indicator Weightage (W _i)	Key Indicator Wise Weighted Grade Points (KIWGP) _i	Grade Point Averages (CrWGP _i /W _i)
Criterion I – Curricular Aspects				
1.1	Curriculum Design and Development	50	40.0	0.80
1.2	Academic Flexibility	40	0.0	0.00
1.3	Curriculum Enrichment	40	20.0	0.50
1.4	Feedback System	20	60.0	3.00
	Total	150	120.0	0.80
Criterion II – Teaching-Learning and Evaluation				
2.2	Catering to Student Diversity	25	75.0	3.00
2.3	Teaching - Learning Process	50	140.0	2.80
2.4	Teacher Profile and Quality	60	150.0	2.50
2.6	Student Performance and Learning Outcomes	50	110.0	2.20
2.7	Student Satisfaction Survey	50	176.5	3.53
	Total	235	651.5	2.77
Criterion III – Research, Innovations and Extension				
3.1	Promotion of Research and Facilities	6	0.0	0.00
3.2	Resource Mobilization for Research	10	11.0	1.10
3.3	Innovation Ecosystem	20	4.0	0.20
3.4	Research Publications and Awards	19	0.0	0.00
3.5	Consultancy	9	0.0	0.00

No	Criteria and Key Indicators	Key Indicator Weightage (W _i)	Key Indicator Wise Weighted Grade Points (KIWGP) _i	Grade Point Averages (CrWGP _i /W _i)
3.6	Extension Activities	50	10.0	0.20
3.7	Collaboration	20	0.0	0.00
	Total	134	25.0	0.19
Criterion IV – Infrastructure and Learning Resources				
4.1	Physical Facilities	15	20.0	1.33
4.4	Maintenance of Campus Infrastructure	10	20.0	2.00
	Total	25	40.0	1.60
Criterion V - Student Support and Progression				
5.1	Student Support	19	0.0	0.00
5.2	Student Progression	30	40.0	1.33
5.3	Student Participation and Activities	10	20.0	2.00
	Total	59	60.0	1.02
Criterion VI – Governance, Leadership and Management				
6.2	Strategy Development and Deployment	2	4.0	2.00
6.3	Faculty Empowerment Strategies	10	0.0	0.00
	Total	12	4.0	0.33
Criterion VII – Institutional Values and Best Practices				
7.1	Institutional Values and Social Responsibilities	26	15.0	0.58
7.2	Best Practices	30	60.0	2.00
7.3	Institutional Distinctiveness	20	20.0	1.00
	Total	76	95.0	1.25
	Grand Total	691	995.5	1.44





Scott Christian College (Autonomous), Nagercoil - 3

AAA 2018 - 2019 - Assessment Sheet

Department of Physical Education

Qualitative & Quantitative Metrics



Metric	Parameter	QIM/ QnM	Weight age	Score	Wtd. Score
Criterion I – Curricular Aspects					
1.1	Curriculum Design and Development				
1.1.1	Curricula developed/adopted having Learning Outcomes including Programme Outcomes (Pos), Programme specific outcomes (PSOs) and Course Outcomes (COs) for all the UG, PG and M.Phil programmes offered by the Department and mapped them with syllabus properly.	QIM	20	2	40
1.1.2	List of Programmes where syllabus revision was carried out during 2018-2019	QnM	20	0	0
1.1.3	Courses having focus on employability/ entrepreneurship/ skill development during 2018 - 2019	QnM	10	0	0
1.1	Curriculum Design and Development		50	0.8	40
1.2	Academic Flexibility				
1.2.1	New courses introduced of the total number of courses across all programs offered during 2018 – 2019.	QnM	20	0	0
1.2.2	Programs in which Choice Based Credit System (CBCS)/elective course system has been implemented (2018-19)	QnM	20	0	0
1.2	Academic Flexibility		40	0	0
1.3	Curriculum Enrichment				
1.3.1	List of courses whose syllabus integrate Cross cutting Issues related to Gender/ Environment & Sustainability/Human Values & Professional Ethics.	QIM	10	2	20
1.3.2	List of Value-added courses imparting transferable and life skills offered during 2018-2019 with details of the students	QnM	10	0	0

1.3.3	List of Value-added courses imparting transferable and life skills offered during 2018-2019 with details of the students	QnM	10	0	0
1.3.4	Details of students undertaking field projects / internships (2018 - 2019)	QnM	10	0	0
1.3	Curriculum Enrichment		40	0.5	20
1.4	Feedback System				
1.4.1	Structured feedback received from: 1) Students, 2) Teachers, 3) Employers, 4) Alumni 5) Parents, for design and review of syllabus - Semester wise /year wise (Weightage: 10 QnM) Options: A. Any 4 of the above B. Any 3 of the above C. Any 2 of the above D. Any 1 of the above E. None of the above	QnM	10	3	30
1.4.2	Feedback processes of the institution may be classified as follows: A) Feedback collected, analysed and action taken and feedback available on website B) Feedback collected, analysed and action has been taken C) Feedback collected and analysed D) Feedback collected E) Feedback not collected	QnM	10	3	30
1.4	Feedback System		20	3	60
Criterion I – Curricular Aspects			150	0.8	120
Criterion II – Teaching-Learning and Evaluation					
2.2	Catering to Student Diversity				
2.2.1	The institution assesses the learning levels of the students, after admission and organises special programs for advanced learners and slow learners	QIM	10	3	30
2.2.2	Student - Full time teacher ratio(current year data)	QnM	15	3	45
2.2	Catering to Student Diversity		25	3	75
2.3	Teaching - Learning Process				
2.3.1	Student centric methods, such as experiential learning, participative learning and problem solving methodologies are used for enhancing learning experiences	QIM	20	4	80
2.3.2	Teachers using ICT for effective teaching with Learning Management Systems (LMS), E-learning resources etc. (2018 - 2019)	QnM	10	0	0
2.3.3	Ratio of students to mentor for academic and stress related issues (current year data)	QnM	10	3	30
2.3.4	Preparation and adherence to Academic Calendar and Teaching plans by the institution	QIM	10	3	30
2.3	Teaching - Learning Process		50	2.8	140

2.4	Teacher Profile and Quality				
2.4.1	Full time teachers against sanctioned posts during 2018-2019 (10) & 2.4.3 Teaching experience of full time teachers in number of years	QnM	10	4	40
2.4.2	Full time teachers with Ph.D. during 2018-2019	QnM	20	4	80
2.4.3	Teaching experience of full time teachers in number of years (current year data)	QnM	10	3	30
2.4.4	Full time teachers who received awards, recognition, fellowships at State, National, International level from Government, recognised bodies during 2018-2019 (10) & for 3.4.2 The institution provides incentives to teachers who receive state, national and international recognition/awards	QnM	10	0	0
2.4.5	Full time teachers from other States against sanctioned posts during 2018-2019	QnM	10	0	0
2.4	Teacher Profile and Quality		60	2.5	150
2.6	Student Performance and Learning Outcomes				
2.6.1	i) Provide the web link displaying Programme Outcomes(PO)/Programme Specific Outcomes (PSO) / Course Outcomes (CO) for all programmes offered by the Department.	QIM	20	4	80
2.6.2	Evaluation of attainment of PO, PSO & CO	QIM	10	3	30
2.6.3	Passed out details of final year students	QnM	20	0	0
2.6	Student Performance and Learning Outcomes		50	2.2	110
2.7	Student Satisfaction Survey				
2.7.1	Online student satisfaction survey (SSS) regarding to teaching learning process.	QnM	50	3.53	176.5
2.7	Student Satisfaction Survey		50	3.53	176.5
Criterion II – Teaching-Learning and Evaluation			235	2.77	651.5
Criterion III – Research, Innovations and Extension					
3.1	Promotion of Research and Facilities				
3.1.3	Number of teachers awarded international fellowship for advanced studies/ research during 2018-2019	QnM	6	0	0
3.1	Promotion of Research and Facilities		6	0	0
3.2	Resource Mobilization for Research				
3.2.1	Grants for research projects sponsored by the government, non-government sources such as industry, corporate houses, international bodies, endowments, Chairs in the institution during 2018-2019	QnM	3	0	0
3.2.2	Number of research centers recognized by Institution and National/International Bodies	QnM	2	0	0
3.2.3	Teachers recognised as research guides	QnM	2	4	8

3.2.4	Number of research projects per teacher funded by government and non-government agencies during 2018-2019	QnM	3	1	3
3.2	Resource Mobilization for Research		10	1.1	11
3.3	Innovation Ecosystem				
3.3.1	What are the innovation done by the Department / Club including Incubation Centre and other initiatives for creation and transfer of knowledge?	QIM	4	1	4
3.3.2	Number of workshops/seminars conducted on Intellectual Property Rights (IPR) and Industry-Academia Innovative practices during 2018-2019	QnM	6	0	0
3.3.3	Number of awards for innovation won by institution/teachers/research scholars/students during 2018-2019	QnM	5	0	0
3.3.4	Number of start-ups incubated on campus during 2018-2019	QnM	5	0	0
3.3	Innovation Ecosystem		20	0.2	4
3.4	Research Publications and Awards				
3.4.1	The institution has a stated Code of Ethics to check malpractices and plagiarism in Research	QnM	1	0	0
3.4.3	Number of Patents published/awarded during 2018-2019	QnM	4	0	0
3.4.4	Number of Ph.D.s awarded per teacher during 2018-2019	QnM	4	0	0
3.4.5	Number of research papers per teacher in the Journals notified on UGC website during 2018-2019	QnM	2	0	0
3.4.6	Number of books and chapters in edited volumes / books published, and papers in national/international conference - proceedings per teacher during 2018-2019	QnM	5	0	0
3.4.7	Bibliometrics of the publications during 2018-2019 based on average citation index in Scopus/ Web of Science or Pub Med/ Indian Citation Index	QnM	2	0	0
3.4.8	Bibliometrics of the publications during 2018-19 based on Scopus/ Web of Science – h-index of the Department	QnM	1	0	0
3.4	Research Publications and Awards		19	0	0
3.5	Consultancy				
3.5.2	Revenue generated from consultancy during 2018-2019	QnM	6	0	0
3.5.3	Revenue generated from corporate training by the Department during 2018-2019	QnM	3	0	0
3.5	Consultancy		9	0	0

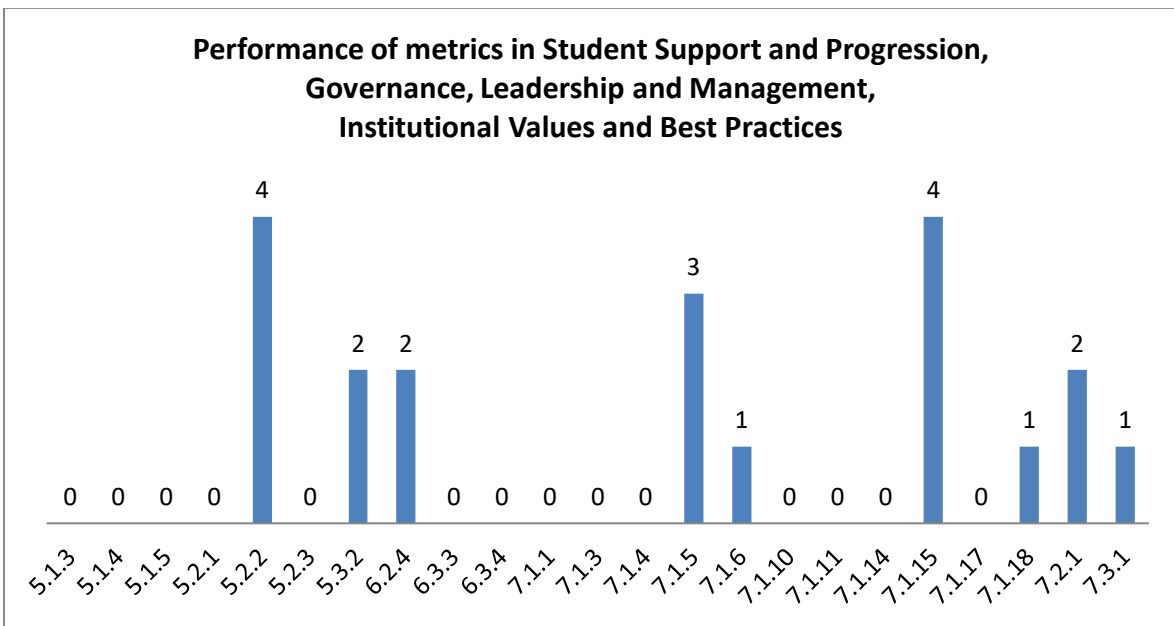
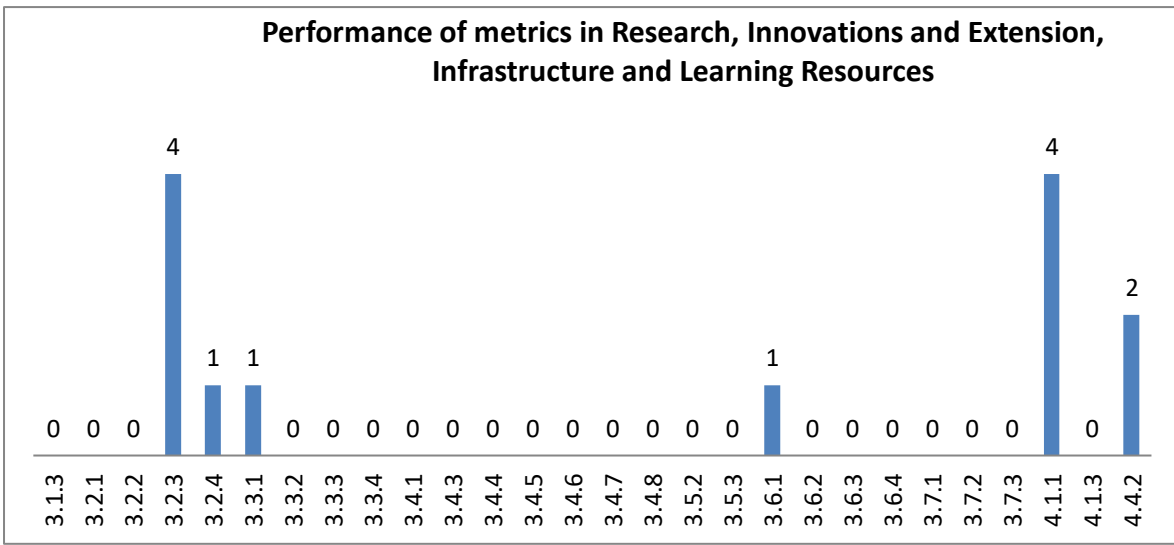
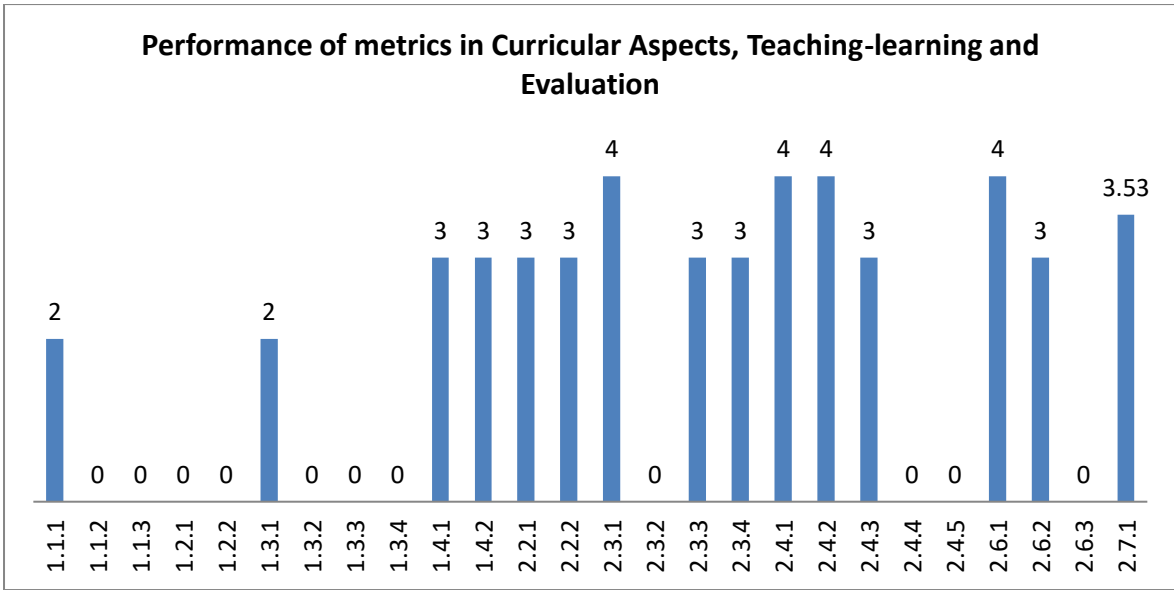
3.6	Extension Activities				
3.6.1	What are the Extension activities in the neighborhood community in terms of impact and sensitizing students to social issues and holistic development during 2018-2019?	QIM	10	1	10
3.6.2	Number of awards and recognition received for extension activities from Government /recognized bodies during 2018 - 19	QnM	15	0	0
3.6.3	Number of extension and outreach Programmes conducted in collaboration with industry, community and Non- Government Organizations through NSS/NCC/Red cross/YRC etc., during 2018-2019	QnM	15	0	0
3.6.4	Students participating in extension activities with Government Organizations, Non-Government Organizations and Programmes such as Swachh Bharat, Aids Awareness, Gender Issue, etc. during 2018-2019	QnM	10	0	0
3.6	Extension Activities		50	0.2	10
3.7	Collaboration				
3.7.1	Number of Collaborative activities for research, faculty exchange, student exchange	QnM	5	0	0
3.7.2	Number of linkages with institutions/industries for internship, on-the-job training, project work, sharing of research facilities etc. during 2018-2019	QnM	10	0	0
3.7.3	Number of functional MoUs with institutions of national, international importance, other universities, industries, corporate houses etc. during 2018-2019	QnM	5	0	0
3.7	Collaboration		20	0	0
Criterion III – Research, Innovations and Extension			134	0.19	25
Criterion IV – Infrastructure and Learning Resources					
4.1	Physical Facilities				
4.1.1	The institution has adequate facilities for teaching – learning, viz., classrooms, laboratories, computing equipment, etc.	QIM	5	4	20
4.1.3	Percentage of classrooms and seminar halls with ICT – enabled facilities such as smart class, LMS, etc.	QnM	10	0	0
4.1	Physical Facilities		15	1.33	20
4.4	Maintenance of Campus Infrastructure				
4.4.2	Provide the Service/Maintenance Record	QIM	10	2	20
4.4	Maintenance of Campus Infrastructure		10	2	20
Criterion IV – Infrastructure and Learning Resources			25	1.6	40

	Criterion V - Student Support and Progression				
5.1	Student Support				
5.1.3	Number of capability enhancement and development schemes 1. Guidance for competitive examinations, 2. Career Counselling, 3. Softskill development, 4. Remedial coaching 5. Language lab, 6. Bridge courses 7. Yoga and Meditation 8. Personal Counselling Options: A. 7 or more of the above B. Any 6 of the above V. Any 5 of the above D. Any 4 of the above E. ≤ 3 of the above (Opt one)	QnM	9	0	0
5.1.4	Students benefited by guidance for competitive examinations and career counseling offered by the institution during 2018-2019	QnM	8	0	0
5.1.5	Students benefited by Vocational Education and Training (VET) during 2018-2019	QnM	2	0	0
5.1	Student Support		19	0	0
5.2	Student Progression				
5.2.1	Placement of outgoing students during 2018-2019	QnM	10	0	0
5.2.2	Student progression to higher education (previous graduating batch i.e., 2018 - 2019)	QnM	10	4	40
5.2.3	Students qualifying in state/ national/ international level examinations during 2018-2019 (eg: NET/ SLET/GATE/GMAT /CAT, GRE/TOFEL/Civil Services/State government examinations)	QnM	10	0	0
5.2	Student Progression		30	1.33	40
5.3	Student Participation and Activities				
5.3.2	Presence of an active Student Council & representation of students on academic & administrative bodies/committees	QIM	10	2	20
5.3	Student Participation and Activities		10	2	20
Criterion V - Student Support and Progression			59	1.02	60
	Criterion VI – Governance, Leadership and Management				
6.2	Strategy Development and Deployment				
6.2.4	Minutes of Meetings and action taken reports of Associations /Cells / Bodies / Committees /Clubs etc	QIM	2	2	4
6.2	Strategy Development and Deployment		2	2	4
6.3	Faculty Empowerment Strategies				
6.3.3	Number of professional development / administrative training Programmes organized by the Institution for teaching and non teaching staff during 2018-2019	QnM	5	0	0

6.3.4	Teachers attending professional development Programmes, viz., Orientation Programme, Refresher Course, Short Term Course, Faculty Development Programmes during 2018-2019	QnM	5	0	0
6.3	Faculty Empowerment Strategies		10	0	0
Criterion VI – Governance, Leadership and Management			12	0.33	4
Criterion VII – Institutional Values and Best Practices					
7.1	Institutional Values and Social Responsibilities				
7.1.1	Number of gender equity promotion Programmes organized by the department/club/cell/ unit during 2018-2019	QnM	5	0	0
7.1.3	Environmental Consciousness and Sustainability Alternate Energy initiatives such as: Power requirement of the Department met by the renewable energy sources	QnM	1	0	0
7.1.4	Annual lighting power requirements met through LED bulbs	QnM	1	0	0
7.1.5	Waste Management steps including: a) Solid waste management b) Liquid waste management c) E-waste management	QIM	3	3	9
7.1.6	Rain water harvesting structures and utilization	QIM	1	1	1
7.1.10	Number of specific initiatives to address locational advantages and disadvantages during 2018-2019	QnM	5	0	0
7.1.11	Number of initiatives taken to engage with and contribute to local community during 2018-2019	QnM	5	0	0
7.1.14	The Department plans and organizes appropriate activities to increase consciousness about national identities and symbols; Fundamental Duties and Rights of Indian citizens and other constitutional obligations (Yes/No)	QnM	1	0	0
7.1.15	The Department offers a course on Human Values and professional ethics (Yes/No)	QnM	1	4	4
7.1.17	Number of activities conducted for promotion of universal values (Truth, Righteous conduct, Love, Non-Violence and peace); national values, human values, national integration, communal harmony and social cohesion as well as for observance of fundamental duties during 2018-2019	QnM	2	0	0
7.1.18	Institution organizes national festivals and birth / death anniversaries of the great Indian personalities.	QIM	1	1	1
7.1	Institutional Values and Social Responsibilities		26	0.58	15
7.2	Best Practices				
7.2.1	Describe any one best practice followed by the Department / Cell / Body / Committee / Club/Unit	QIM	30	2	60

7.2	Best Practices		30	2	60
7.3	Institutional Distinctiveness				
7.3.1	Describe/Explain the performance the Department in one area distinctive to its Vision, Priority & Thrust	QIM	20	1	20
7.3	Institutional Distinctiveness		20	1	20
Criterion VII – Institutional Values and Best Practices			76	1.25	95
	Criteria-wise Assessment		Weight age (W)	Score	Wtd Grade Point (WGP)
1	Curricular Aspects		150.00	0.80	120.00
2	Teaching, Learning & Evaluation		235.00	2.77	651.50
3	Research, Innovation & Extension		134.00	0.19	25.00
4	Infrastructure & Learning resources		25.00	1.60	40.00
5	Student Support & Progression		59.00	1.02	60.00
6	Governance, Leadership & Management		12.00	0.33	4.00
7	Institutional values & Best Practices		76.00	1.25	95.00
Overall:-			691.00	1.44	995.50





Department / Cell : Physical Education

Academic and Administrative Audit - 18.10.2019

Strengths and Weaknesses

Strengths :

- Student Satisfaction Survey
- Feedback System
- Catering to Student Diversity

Weaknesses :

- Institutional Distinctiveness
- Curriculum Design and Development
- Institutional Values and Social Responsibilities
- Curriculum Enrichment
- Innovation Ecosystem
- Extension Activities
- Academic Flexibility
- Promotion of Research and Facilities
- Research Publications and Awards
- Consultancy
- Collaboration
- Student Support
- Faculty Empowerment Strategies





Scott Christian College (Autonomous), Nagercoil - 3

INTERNAL QUALITY ASSURANCE CELL



ACADEMIC & ADMINISTRATIVE AUDIT 2018 – 2019

GRADE

DEPARTMENT OF MICROBIOLOGY



Department / Cell : Microbiology

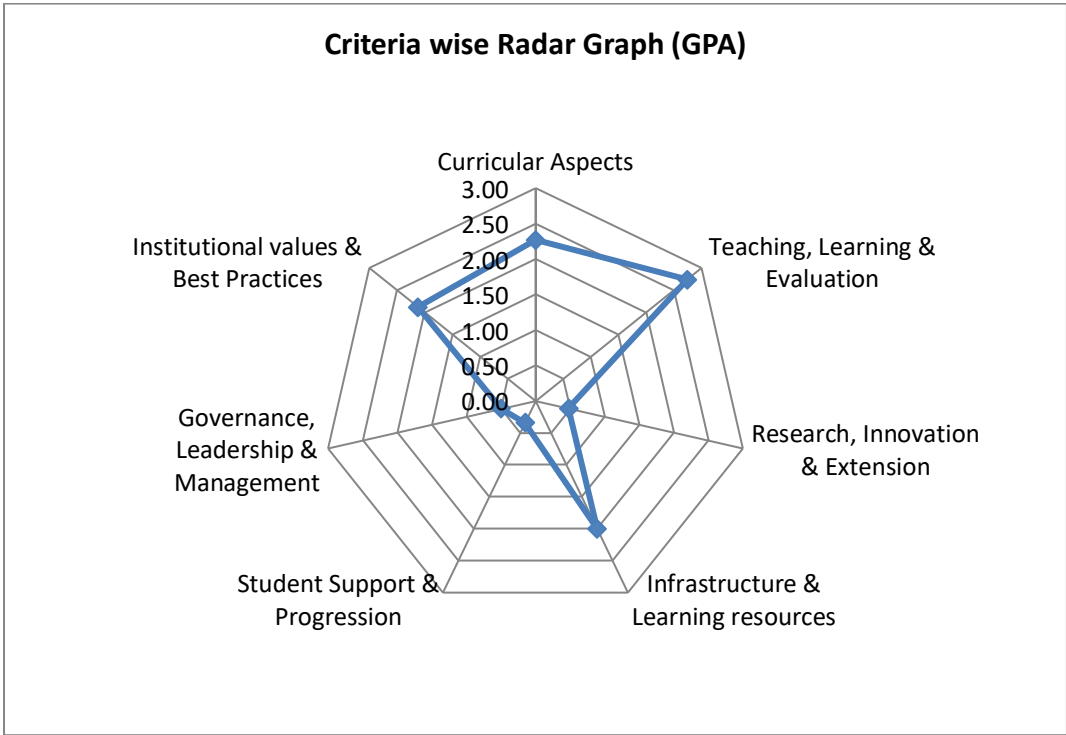
Academic and Administrative Audit - 18.10.2019

No	Criteria	Weightage (W1)	Weighted Grade Point (CrWGP _i)	Grade Point Averages (CrWGP _i /W _i)
1	Curricular Aspects	150	340.0	2.27
2	Teaching, Learning & Evaluation	235	644.0	2.74
3	Research, Innovation & Extension	134	64.0	0.48
4	Infrastructure & Learning resources	25	50.0	2.00
5	Student Support & Progression	59	20.0	0.34
6	Governance, Leadership & Management	12	6.0	0.50
7	Institutional values & Best Practices	76	161.0	2.12
	Total	691	1285	1.86
CGPA : 1.86				
Grade : C				

Dean IQAC

Principal

Criteria wise Radar Graph (GPA)



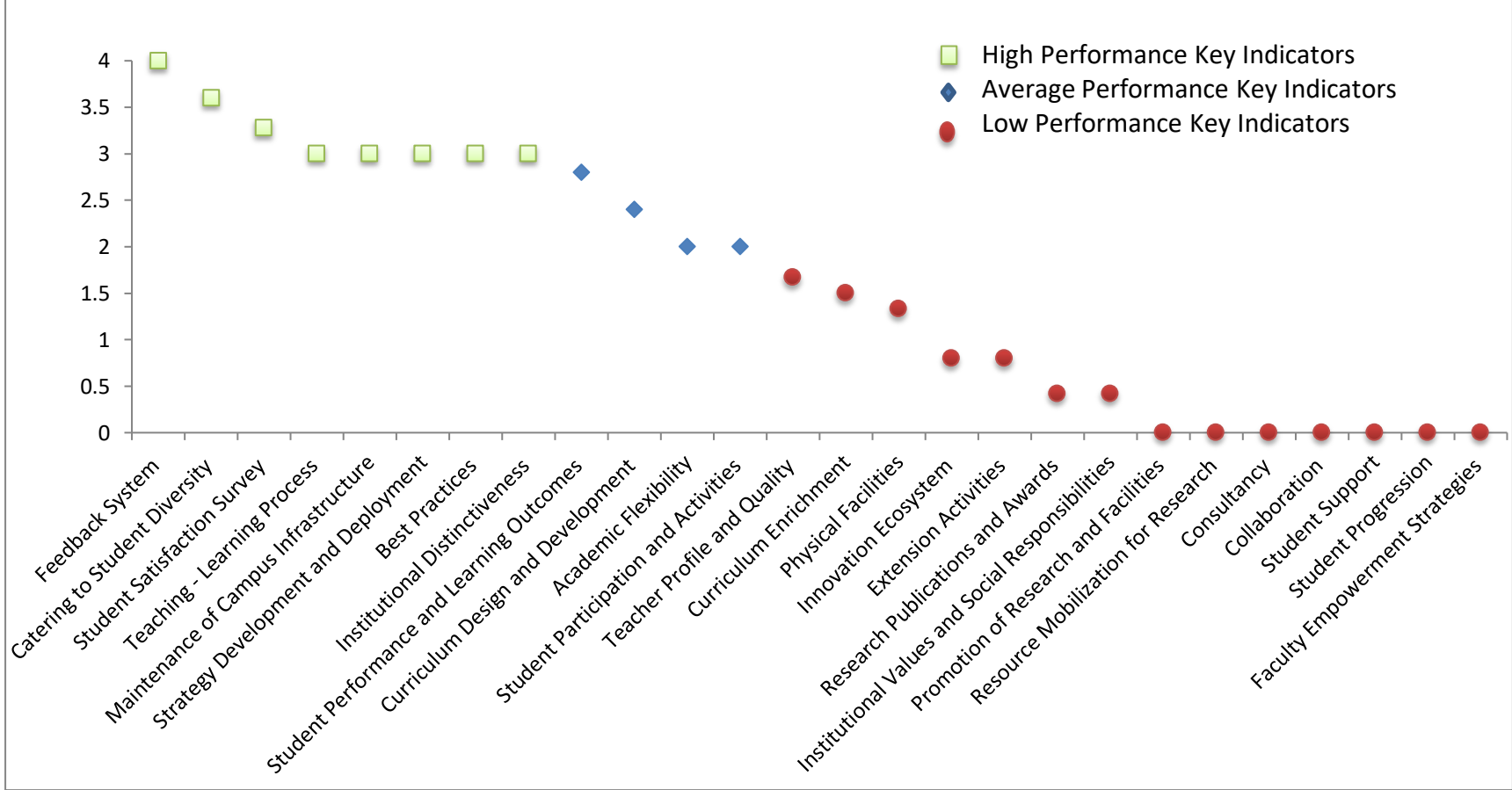
Department / Cell : Microbiology

Academic and Administrative Audit - 18.10.2019

No	Criteria and Key Indicators	Key Indicator Weightage (W _i)	Key Indicator Wise Weighted Grade Points (KIWGP) _i	Grade Point Averages (CrWGPI/W _i)
Criterion I – Curricular Aspects				
1.1	Curriculum Design and Development	50	120.0	2.40
1.2	Academic Flexibility	40	80.0	2.00
1.3	Curriculum Enrichment	40	60.0	1.50
1.4	Feedback System	20	80.0	4.00
	Total	150	340.0	2.27
Criterion II – Teaching-Learning and Evaluation				
2.2	Catering to Student Diversity	25	90.0	3.60
2.3	Teaching - Learning Process	50	150.0	3.00
2.4	Teacher Profile and Quality	60	100.0	1.67
2.6	Student Performance and Learning Outcomes	50	140.0	2.80
2.7	Student Satisfaction Survey	50	164.0	3.28
	Total	235	644.0	2.74
Criterion III – Research, Innovations and Extension				
3.1	Promotion of Research and Facilities	6	0.0	0.00
3.2	Resource Mobilization for Research	10	0.0	0.00
3.3	Innovation Ecosystem	20	16.0	0.80
3.4	Research Publications and Awards	19	8.0	0.42
3.5	Consultancy	9	0.0	0.00
3.6	Extension Activities	50	40.0	0.80

No	Criteria and Key Indicators	Key Indicator Weightage (W _i)	Key Indicator Wise Weighted Grade Points (KIWGP) _i	Grade Point Averages (CrWGPI/W _i)
3.7	Collaboration	20	0.0	0.00
	Total	134	64.0	0.48
Criterion IV – Infrastructure and Learning Resources				
4.1	Physical Facilities	15	20.0	1.33
4.4	Maintenance of Campus Infrastructure	10	30.0	3.00
	Total	25	50.0	2.00
Criterion V - Student Support and Progression				
5.1	Student Support	19	0.0	0.00
5.2	Student Progression	30	0.0	0.00
5.3	Student Participation and Activities	10	20.0	2.00
	Total	59	20.0	0.34
Criterion VI – Governance, Leadership and Management				
6.2	Strategy Development and Deployment	2	6.0	3.00
6.3	Faculty Empowerment Strategies	10	0.0	0.00
	Total	12	6.0	0.50
Criterion VII – Institutional Values and Best Practices				
7.1	Institutional Values and Social Responsibilities	26	11.0	0.42
7.2	Best Practices	30	90.0	3.00
7.3	Institutional Distinctiveness	20	60.0	3.00
	Total	76	161.0	2.12
	Grand Total	691	1285	1.86

Comparison of Metrics in Key Indicators based on Performance (GPA)





Scott Christian College (Autonomous), Nagercoil - 3

AAA 2018 - 2019 - Assessment Sheet

Department of Microbiology

Qualitative & Quantitative Metrics



Metric	Parameter	QIM/ QnM	Weight age	Score	Wtd. Score
	Criterion I – Curricular Aspects				
1.1	Curriculum Design and Development				
1.1.1	Curricula developed/adopted having Learning Outcomes including Programme Outcomes (Pos), Programme specific outcomes (PSOs) and Course Outcomes (COs) for all the UG, PG and M.Phil programmes offered by the Department and mapped them with syllabus properly.	QIM	20	4	80
1.1.2	List of Programmes where syllabus revision was carried out during 2018-2019	QnM	20	0	0
1.1.3	Courses having focus on employability/ entrepreneurship/ skill development during 2018 - 2019	QnM	10	4	40
1.1	Curriculum Design and Development		50	2.4	120
1.2	Academic Flexibility				
1.2.1	New courses introduced of the total number of courses across all programs offered during 2018 – 2019.	QnM	20	0	0
1.2.2	Programs in which Choice Based Credit System (CBCS)/elective course system has been implemented (2018-19)	QnM	20	4	80
1.2	Academic Flexibility		40	2	80
1.3	Curriculum Enrichment				
1.3.1	List of courses whose syllabus integrate Cross cutting Issues related to Gender/ Environment & Sustainability/Human Values & Professional Ethics.	QIM	10	2	20
1.3.2	List of Value-added courses imparting transferable and life skills offered during 2018-2019 with details of the students	QnM	10	0	0
1.3.3	List of Value-added courses imparting transferable and life skills offered during 2018-2019 with details of the students	QnM	10	0	0

1.3.4	Details of students undertaking field projects / internships (2018 - 2019)	QnM	10	4	40
1.3	Curriculum Enrichment		40	1.5	60
1.4	Feedback System				
1.4.1	Structured feedback received from: 1) Students, 2) Teachers, 3) Employers, 4) Alumni 5) Parents, for design and review of syllabus - Semester wise /year wise (Weightage: 10 QnM) Options: A. Any 4 of the above B. Any 3 of the above C. Any 2 of the above D. Any 1 of the above E. None of the above	QnM	10	4	40
1.4.2	Feedback processes of the institution may be classified as follows: A) Feedback collected, analysed and action taken and feedback available on website B) Feedback collected, analysed and action has been taken C) Feedback collected and analysed D) Feedback collected E) Feedback not collected	QnM	10	4	40
1.4	Feedback System		20	4	80
Criterion I – Curricular Aspects			150	2.27	340
Criterion II – Teaching-Learning and Evaluation					
2.2	Catering to Student Diversity				
2.2.1	The institution assesses the learning levels of the students, after admission and organises special programs for advanced learners and slow learners	QIM	10	3	30
2.2.2	Student - Full time teacher ratio(current year data)	QnM	15	4	60
2.2	Catering to Student Diversity		25	3.6	90
2.3	Teaching - Learning Process				
2.3.1	Student centric methods, such as experiential learning, participative learning and problem solving methodologies are used for enhancing learning experiences	QIM	20	4	80
2.3.2	Teachers using ICT for effective teaching with Learning Management Systems (LMS), E-learning resources etc. (2018 - 2019)	QnM	10	0	0
2.3.3	Ratio of students to mentor for academic and stress related issues (current year data)	QnM	10	4	40
2.3.4	Preparation and adherence to Academic Calendar and Teaching plans by the institution	QIM	10	3	30
2.3	Teaching - Learning Process		50	0	150

2.4	Teacher Profile and Quality				
2.4.1	Full time teachers against sanctioned posts during 2018-2019 (10) & 2.4.3 Teaching experience of full time teachers in number of years	QnM	10	4	40
2.4.2	Full time teachers with Ph.D. during 2018-2019	QnM	20	2	40
2.4.3	Teaching experience of full time teachers in number of years (current year data)	QnM	10	2	20
2.4.4	Full time teachers who received awards, recognition, fellowships at State, National, International level from Government, recognised bodies during 2018-2019 (10) & for 3.4.2 The institution provides incentives to teachers who receive state, national and international recognition/awards	QnM	10	0	0
2.4.5	Full time teachers from other States against sanctioned posts during 2018-2019	QnM	10	0	0
2.4	Teacher Profile and Quality		60	1.67	100
2.6	Student Performance and Learning Outcomes				
2.6.1	i) Provide the web link displaying Programme Outcomes(PO)/Programme Specific Outcomes (PSO) / Course Outcomes (CO) for all programmes offered by the Department.	QIM	20	4	80
2.6.2	Evaluation of attainment of PO, PSO & CO	QIM	10	2	20
2.6.3	Passed out details of final year students	QnM	20	2	40
2.6	Student Performance and Learning Outcomes		50	2.8	140
2.7	Student Satisfaction Survey				
2.7.1	Online student satisfaction survey (SSS) regarding to teaching learning process.	QnM	50	3.28	164
2.7	Student Satisfaction Survey		50	3.28	164
Criterion II – Teaching-Learning and Evaluation			235	2.74	644
Criterion III – Research, Innovations and Extension					
3.1	Promotion of Research and Facilities				
3.1.3	Number of teachers awarded international fellowship for advanced studies/ research during 2018-2019	QnM	6	0	0
3.1	Promotion of Research and Facilities		6	0	0
3.2	Resource Mobilization for Research				
3.2.1	Grants for research projects sponsored by the government, non-government sources such as industry, corporate houses, international bodies, endowments, Chairs in the institution during 2018-2019	QnM	3	0	0
3.2.2	Number of research centers recognized by Institution and National/International Bodies	QnM	2	0	0

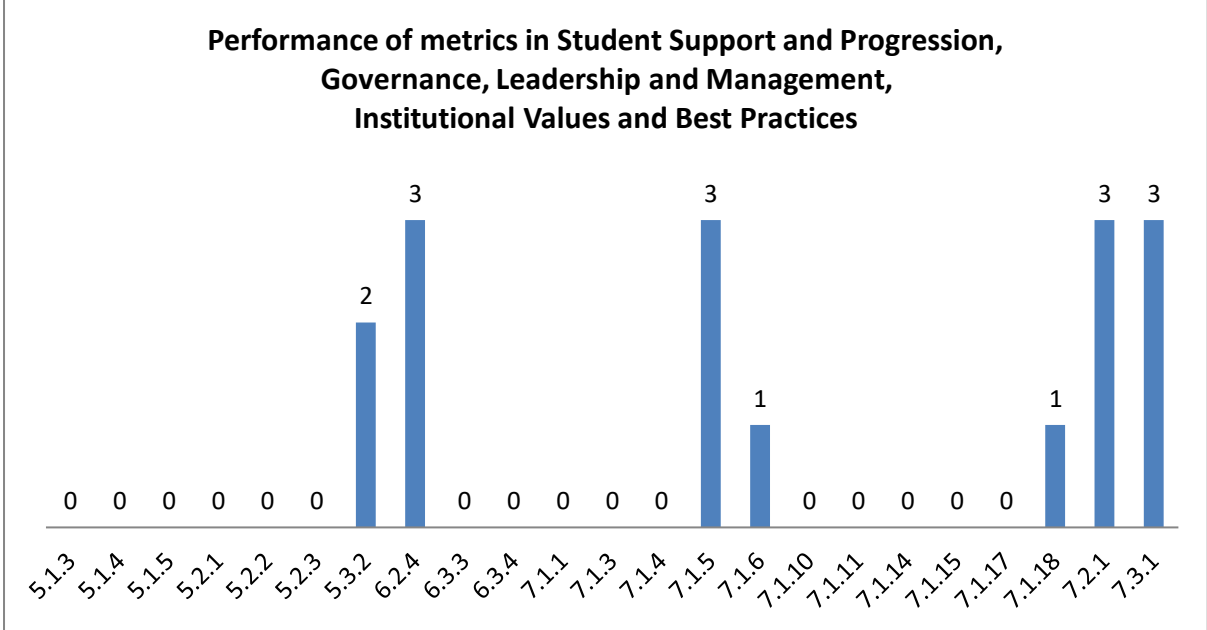
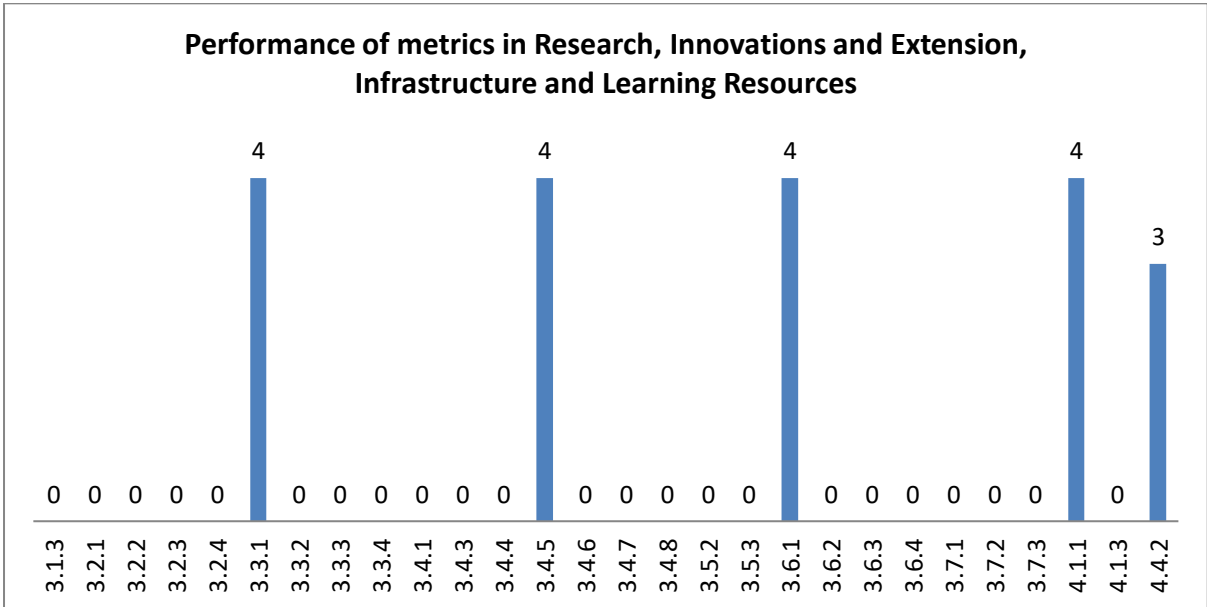
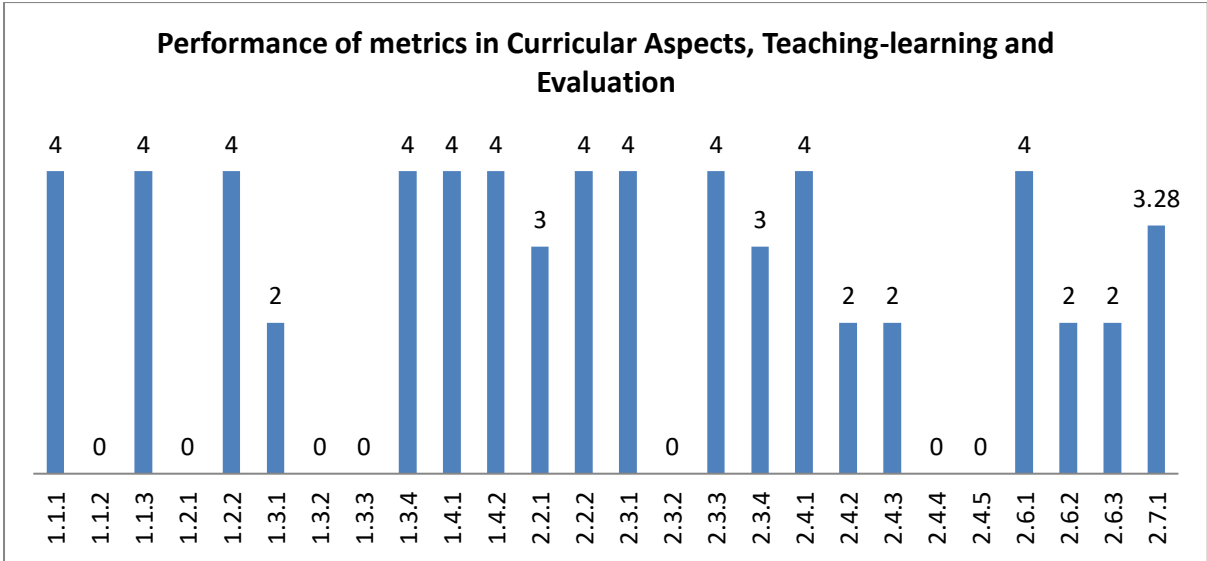
3.2.3	Teachers recognised as research guides	QnM	2	0	0
3.2.4	Number of research projects per teacher funded by government and non-government agencies during 2018-2019	QnM	3	0	0
3.2	Resource Mobilization for Research		10	0	0
3.3	Innovation Ecosystem				
3.3.1	What are the innovation done by the Department / Club including Incubation Centre and other initiatives for creation and transfer of knowledge?	QIM	4	4	16
3.3.2	Number of workshops/seminars conducted on Intellectual Property Rights (IPR) and Industry-Academia Innovative practices during 2018-2019	QnM	6	0	0
3.3.3	Number of awards for innovation won by institution/teachers/research scholars/students during 2018-2019	QnM	5	0	0
3.3.4	Number of start-ups incubated on campus during 2018-2019	QnM	5	0	0
3.3	Innovation Ecosystem		20	0.8	16
3.4	Research Publications and Awards				
3.4.1	The institution has a stated Code of Ethics to check malpractices and plagiarism in Research	QnM	1	0	0
3.4.3	Number of Patents published/awarded during 2018-2019	QnM	4	0	0
3.4.4	Number of Ph.D.s awarded per teacher during 2018-2019	QnM	4	0	0
3.4.5	Number of research papers per teacher in the Journals notified on UGC website during 2018-2019	QnM	2	4	8
3.4.6	Number of books and chapters in edited volumes / books published, and papers in national/international conference - proceedings per teacher during 2018-2019	QnM	5	0	0
3.4.7	Bibliometrics of the publications during 2018-2019 based on average citation index in Scopus/ Web of Science or Pub Med/ Indian Citation Index	QnM	2	0	0
3.4.8	Bibliometrics of the publications during 2018-19 based on Scopus/ Web of Science – h-index of the Department	QnM	1	0	0
3.4	Research Publications and Awards		19	0.42	8
3.5	Consultancy				
3.5.2	Revenue generated from consultancy during 2018-2019	QnM	6	0	0
3.5.3	Revenue generated from corporate training by the Department during 2018-2019	QnM	3	0	0
3.5	Consultancy		9	0	0

3.6	Extension Activities				
3.6.1	What are the Extension activities in the neighborhood community in terms of impact and sensitizing students to social issues and holistic development during 2018-2019?	QIM	10	4	40
3.6.2	Number of awards and recognition received for extension activities from Government /recognized bodies during 2018 - 19	QnM	15	0	0
3.6.3	Number of extension and outreach Programmes conducted in collaboration with industry, community and Non- Government Organizations through NSS/NCC/Red cross/YRC etc., during 2018-2019	QnM	15	0	0
3.6.4	Students participating in extension activities with Government Organizations, Non-Government Organizations and Programmes such as Swachh Bharat, Aids Awareness, Gender Issue, etc. during 2018-2019	QnM	10	0	0
3.6	Extension Activities		50	0.8	40
3.7	Collaboration				
3.7.1	Number of Collaborative activities for research, faculty exchange, student exchange	QnM	5	0	0
3.7.2	Number of linkages with institutions/industries for internship, on-the-job training, project work, sharing of research facilities etc. during 2018-2019	QnM	10	0	0
3.7.3	Number of functional MoUs with institutions of national, international importance, other universities, industries, corporate houses etc. during 2018-2019	QnM	5	0	0
3.7	Collaboration		20	0	0
Criterion III – Research, Innovations and Extension			134	0.48	64
Criterion IV – Infrastructure and Learning Resources					
4.1	Physical Facilities				
4.1.1	The institution has adequate facilities for teaching – learning, viz., classrooms, laboratories, computing equipment, etc.	QIM	5	4	20
4.1.3	Percentage of classrooms and seminar halls with ICT – enabled facilities such as smart class, LMS, etc.	QnM	10	0	0
4.1	Physical Facilities		15	1.33	20
4.4	Maintenance of Campus Infrastructure				
4.4.2	Provide the Service/Maintenance Record	QIM	10	3	30
4.4	Maintenance of Campus Infrastructure		10	3	30
Criterion IV – Infrastructure and Learning Resources			25	2	50

	Criterion V - Student Support and Progression				
5.1	Student Support				
5.1.3	Number of capability enhancement and development schemes 1. Guidance for competitive examinations, 2. Career Counselling, 3. Softskill development, 4. Remedial coaching 5. Language lab, 6. Bridge courses 7. Yoga and Meditation 8. Personal Counselling Options: A. 7 or more of the above B. Any 6 of the above V. Any 5 of the above D. Any 4 of the above E. ≤ 3 of the above (Opt one)	QnM	9	0	0
5.1.4	Students benefited by guidance for competitive examinations and career counseling offered by the institution during 2018-2019	QnM	8	0	0
5.1.5	Students benefited by Vocational Education and Training (VET) during 2018-2019	QnM	2	0	0
5.1	Student Support		19	0	0
5.2	Student Progression				
5.2.1	Placement of outgoing students during 2018-2019	QnM	10	0	0
5.2.2	Student progression to higher education (previous graduating batch i.e., 2018 - 2019)	QnM	10	0	0
5.2.3	Students qualifying in state/ national/ international level examinations during 2018-2019 (eg: NET/ SLET/GATE/GMAT /CAT, GRE/TOFEL/Civil Services/State government examinations)	QnM	10	0	0
5.2	Student Progression		30	0	0
5.3	Student Participation and Activities				
5.3.2	Presence of an active Student Council & representation of students on academic & administrative bodies/committees	QIM	10	2	20
5.3	Student Participation and Activities		10	2	20
Criterion V - Student Support and Progression			59	0.34	20
	Criterion VI – Governance, Leadership and Management				
6.2	Strategy Development and Deployment				
6.2.4	Minutes of Meetings and action taken reports of Associations /Cells / Bodies / Committees /Clubs etc	QIM	2	3	6
6.2	Strategy Development and Deployment		2	3	6
6.3	Faculty Empowerment Strategies				
6.3.3	Number of professional development / administrative training Programmes organized by the Institution for teaching and non teaching staff during 2018-2019	QnM	5	0	0

6.3.4	Teachers attending professional development Programmes, viz., Orientation Programme, Refresher Course, Short Term Course, Faculty Development Programmes during 2018-2019	QnM	5	0	0
6.3	Faculty Empowerment Strategies		10	0	0
Criterion VI – Governance, Leadership and Management			12	0.5	6
Criterion VII – Institutional Values and Best Practices					
7.1	Institutional Values and Social Responsibilities				
7.1.1	Number of gender equity promotion Programmes organized by the department/club/cell/ unit during 2018-2019	QnM	5	0	0
7.1.3	Environmental Consciousness and Sustainability Alternate Energy initiatives such as: Power requirement of the Department met by the renewable energy sources	QnM	1	0	0
7.1.4	Annual lighting power requirements met through LED bulbs	QnM	1	0	0
7.1.5	Waste Management steps including: a) Solid waste management b) Liquid waste management c) E-waste management	QIM	3	3	9
7.1.6	Rain water harvesting structures and utilization	QIM	1	1	1
7.1.10	Number of specific initiatives to address locational advantages and disadvantages during 2018-2019	QnM	5	0	0
7.1.11	Number of initiatives taken to engage with and contribute to local community during 2018-2019	QnM	5	0	0
7.1.14	The Department plans and organizes appropriate activities to increase consciousness about national identities and symbols; Fundamental Duties and Rights of Indian citizens and other constitutional obligations (Yes/No)	QnM	1	0	0
7.1.15	The Department offers a course on Human Values and professional ethics (Yes/No)	QnM	1	0	0
7.1.17	Number of activities conducted for promotion of universal values (Truth, Righteous conduct, Love, Non-Violence and peace); national values, human values, national integration, communal harmony and social cohesion as well as for observance of fundamental duties during 2018-2019	QnM	2	0	0
7.1.18	Institution organizes national festivals and birth / death anniversaries of the great Indian personalities.	QIM	1	1	1
7.1	Institutional Values and Social Responsibilities		26	0.42	11

7.2	Best Practices				
7.2.1	Describe any one best practice followed by the Department / Cell / Body / Committee / Club/Unit	QIM	30	3	90
7.2	Best Practices		30	3	90
7.3	Institutional Distinctiveness				
7.3.1	Describe/Explain the performance the Department in one area distinctive to its Vision, Priority & Thrust	QIM	20	3	60
7.3	Institutional Distinctiveness		20	3	60
Criterion VII – Institutional Values and Best Practices			76	2.12	161
	Criteria-wise Assessment		Weight age (W)	Score	Wtd Grade Point (WGP)
1	Curricular Aspects		150.00	2.27	340.00
2	Teaching, Learning & Evaluation		235.00	2.74	644.00
3	Research, Innovation & Extension		134.00	0.48	64.00
4	Infrastructure & Learning resources		25.00	2.00	50.00
5	Student Support & Progression		59.00	0.34	20.00
6	Governance, Leadership & Management		12.00	0.50	6.00
7	Institutional values & Best Practices		76.00	2.12	161.00
Overall:-			691.00	1.86	1285.00



Department / Cell : Microbiology

Academic and Administrative Audit - 18.10.2019

Strengths and Weaknesses

Strengths :

- Feedback System
- Catering to Student Diversity
- Student Satisfaction Survey
- Teaching - Learning Process
- Maintenance of Campus Infrastructure
- Strategy Development and Deployment
- Best Practices
- Institutional Distinctiveness

Weaknesses :

- Innovation Ecosystem
- Extension Activities
- Research Publications and Awards
- Institutional Values and Social Responsibilities
- Promotion of Research and Facilities
- Resource Mobilization for Research
- Consultancy
- Collaboration
- Student Support
- Student Progression
- Faculty Empowerment Strategies





Scott Christian College (Autonomous), Nagercoil - 3
INTERNAL QUALITY ASSURANCE CELL



ACADEMIC & ADMINISTRATIVE AUDIT 2018 – 2019

GRADE

DEPARTMENT OF COMPUTER APPLICATION

D

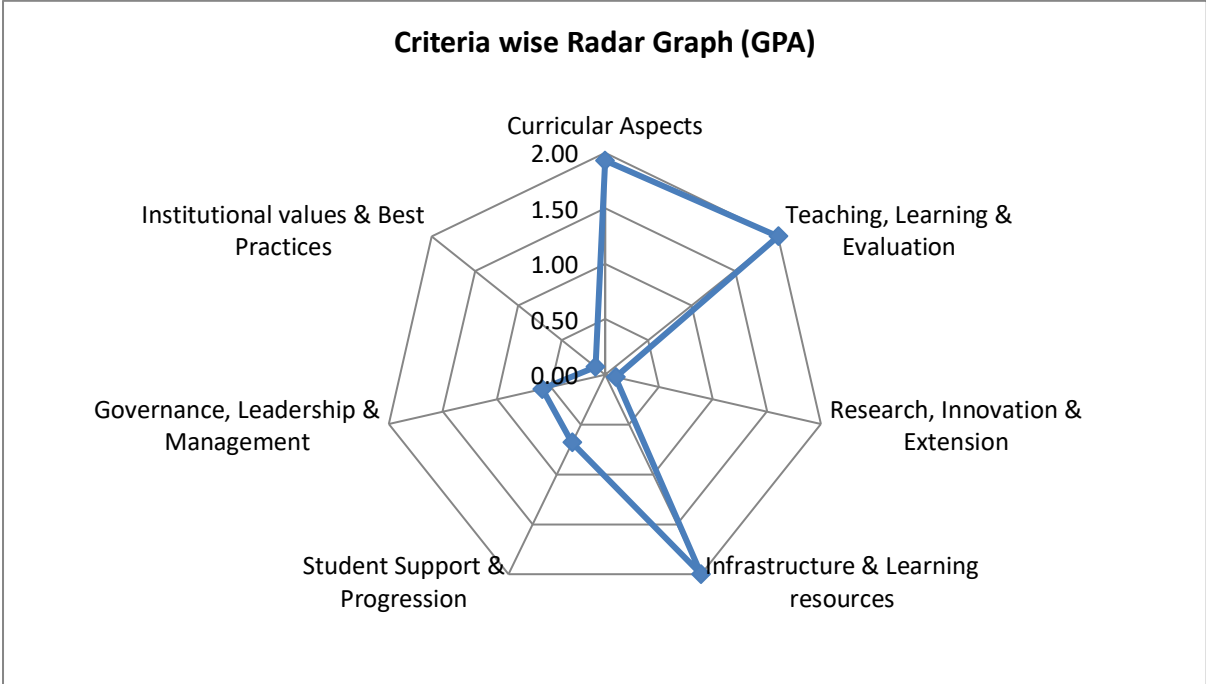
Department / Cell : Computer Application

Academic and Administrative Audit - 18.10.2019

No	Criteria	Weightage (W1)	Weighted Grade Point (CrWGP _i)	Grade Point Averages (CrWGP _i /W _i)
1	Curricular Aspects	150	290.0	1.93
2	Teaching, Learning & Evaluation	235	469.0	2.00
3	Research, Innovation & Extension	134	13.0	0.10
4	Infrastructure & Learning resources	25	50.0	2.00
5	Student Support & Progression	59	40.0	0.68
6	Governance, Leadership & Management	12	7.0	0.58
7	Institutional values & Best Practices	76	8.0	0.11
	Total	691	877	1.27
CGPA : 1.27				
Grade : D				

Dean IQAC

Principal



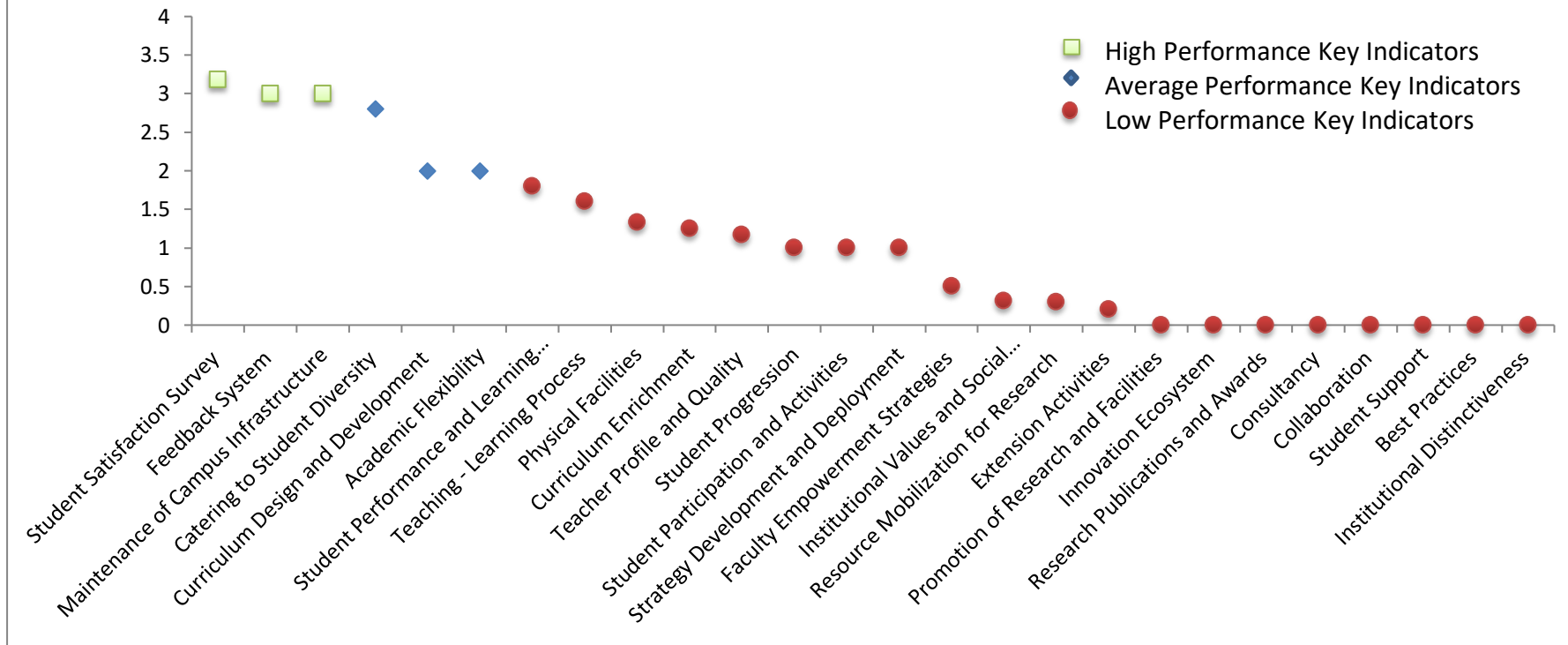
Department / Cell : Computer Application

Academic and Administrative Audit - 18.10.2019

No	Criteria and Key Indicators	Key Indicator Weightage (W_i)	Key Indicator Wise Weighted Grade Points ($KIWGP$) _i	Grade Point Averages ($CrWGPI/W_i$)
Criterion I – Curricular Aspects				
1.1	Curriculum Design and Development	50	100.0	2.00
1.2	Academic Flexibility	40	80.0	2.00
1.3	Curriculum Enrichment	40	50.0	1.25
1.4	Feedback System	20	60.0	3.00
	Total	150	290.0	1.93
Criterion II – Teaching-Learning and Evaluation				
2.2	Catering to Student Diversity	25	70.0	2.80
2.3	Teaching - Learning Process	50	80.0	1.60
2.4	Teacher Profile and Quality	60	70.0	1.17
2.6	Student Performance and Learning Outcomes	50	90.0	1.80
2.7	Student Satisfaction Survey	50	159.0	3.18
	Total	235	469.0	2.00
Criterion III – Research, Innovations and Extension				
3.1	Promotion of Research and Facilities	6	0.0	0.00
3.2	Resource Mobilization for Research	10	3.0	0.30
3.3	Innovation Ecosystem	20	0.0	0.00
3.4	Research Publications and Awards	19	0.0	0.00
3.5	Consultancy	9	0.0	0.00

No	Criteria and Key Indicators	Key Indicator Weightage (W _i)	Key Indicator Wise Weighted Grade Points (KIWGP) _i	Grade Point Averages (CrWGPI/W _i)
3.6	Extension Activities	50	10.0	0.20
3.7	Collaboration	20	0.0	0.00
	Total	134	13.0	0.10
Criterion IV – Infrastructure and Learning Resources				
4.1	Physical Facilities	15	20.0	1.33
4.4	Maintenance of Campus Infrastructure	10	30.0	3.00
	Total	25	50.0	2.00
Criterion V - Student Support and Progression				
5.1	Student Support	19	0.0	0.00
5.2	Student Progression	30	30.0	1.00
5.3	Student Participation and Activities	10	10.0	1.00
	Total	59	40.0	0.68
Criterion VI – Governance, Leadership and Management				
6.2	Strategy Development and Deployment	2	2.0	1.00
6.3	Faculty Empowerment Strategies	10	5.0	0.50
	Total	12	7.0	0.58
Criterion VII – Institutional Values and Best Practices				
7.1	Institutional Values and Social Responsibilities	26	8.0	0.31
7.2	Best Practices	30	0.0	0.00
7.3	Institutional Distinctiveness	20	0.0	0.00
	Total	76	8.0	0.11
	Grand Total	691	877	1.27

Comparison of Metrics in Key Indicators based on Performance (GPA)





Scott Christian College (Autonomous), Nagercoil - 3

AAA 2018 - 2019 - Assessment Sheet

Department of Computer Application

Qualitative & Quantitative Metrics



Metric	Parameter	QIM/ QnM	Weight age	Score	Wtd. Score
Criterion I – Curricular Aspects					
1.1	Curriculum Design and Development				
1.1.1	Curricula developed/adopted having Learning Outcomes including Programme Outcomes (Pos), Programme specific outcomes (PSOs) and Course Outcomes (COs) for all the UG, PG and M.Phil programmes offered by the Department and mapped them with syllabus properly.	QIM	20	3	60
1.1.2	List of Programmes where syllabus revision was carried out during 2018-2019	QnM	20	0	0
1.1.3	Courses having focus on employability/ entrepreneurship/ skill development during 2018 - 2019	QnM	10	4	40
1.1	Curriculum Design and Development		50	2	100
1.2	Academic Flexibility				
1.2.1	New courses introduced of the total number of courses across all programs offered during 2018 – 2019.	QnM	20	0	0
1.2.2	Programs in which Choice Based Credit System (CBCS)/elective course system has been implemented (2018-19)	QnM	20	4	80
1.2	Academic Flexibility		40	2	80
1.3	Curriculum Enrichment				
1.3.1	List of courses whose syllabus integrate Cross cutting Issues related to Gender/ Environment & Sustainability/Human Values & Professional Ethics.	QIM	10	1	10
1.3.2	List of Value-added courses imparting transferable and life skills offered during 2018-2019 with details of the students	QnM	10	0	0
1.3.3	List of Value-added courses imparting transferable and life skills offered during 2018-2019 with details of the students	QnM	10	0	0
1.3.4	Details of students undertaking field projects / internships (2018 - 2019)	QnM	10	4	40
1.3	Curriculum Enrichment		40	1.25	50

1.4	Feedback System				
1.4.1	Structured feedback received from: 1) Students, 2) Teachers, 3) Employers, 4) Alumni 5) Parents, for design and review of syllabus - Semester wise /year wise (Weightage: 10 QnM) Options: A. Any 4 of the above B. Any 3 of the above C. Any 2 of the above D. Any 1 of the above E. None of the above	QnM	10	4	40
1.4.2	Feedback processes of the institution may be classified as follows: A) Feedback collected, analysed and action taken and feedback available on website B) Feedback collected, analysed and action has been taken C) Feedback collected and analysed D) Feedback collected E) Feedback not collected	QnM	10	2	20
1.4	Feedback System		20	3	60
Criterion I – Curricular Aspects			150	1.93	290
Criterion II – Teaching-Learning and Evaluation					
2.2	Catering to Student Diversity				
2.2.1	The institution assesses the learning levels of the students, after admission and organises special programs for advanced learners and slow learners	QIM	10	1	10
2.2.2	Student - Full time teacher ratio(current year data)	QnM	15	4	60
2.2	Catering to Student Diversity		25	2.8	70
2.3	Teaching - Learning Process				
2.3.1	Student centric methods, such as experiential learning, participative learning and problem solving methodologies are used for enhancing learning experiences	QIM	20	1	20
2.3.2	Teachers using ICT for effective teaching with Learning Management Systems (LMS), E-learning resources etc. (2018 - 2019)	QnM	10	0	0
2.3.3	Ratio of students to mentor for academic and stress related issues (current year data)	QnM	10	4	40
2.3.4	Preparation and adherence to Academic Calendar and Teaching plans by the institution	QIM	10	2	20
2.3	Teaching - Learning Process		50	0	80
2.4	Teacher Profile and Quality				
2.4.1	Full time teachers against sanctioned posts during 2018-2019 (10) & 2.4.3 Teaching experience of full time teachers in number of years	QnM	10	4	40
2.4.2	Full time teachers with Ph.D. during 2018-2019	QnM	20	0	0
2.4.3	Teaching experience of full time teachers in number of years (current year data)	QnM	10	3	30

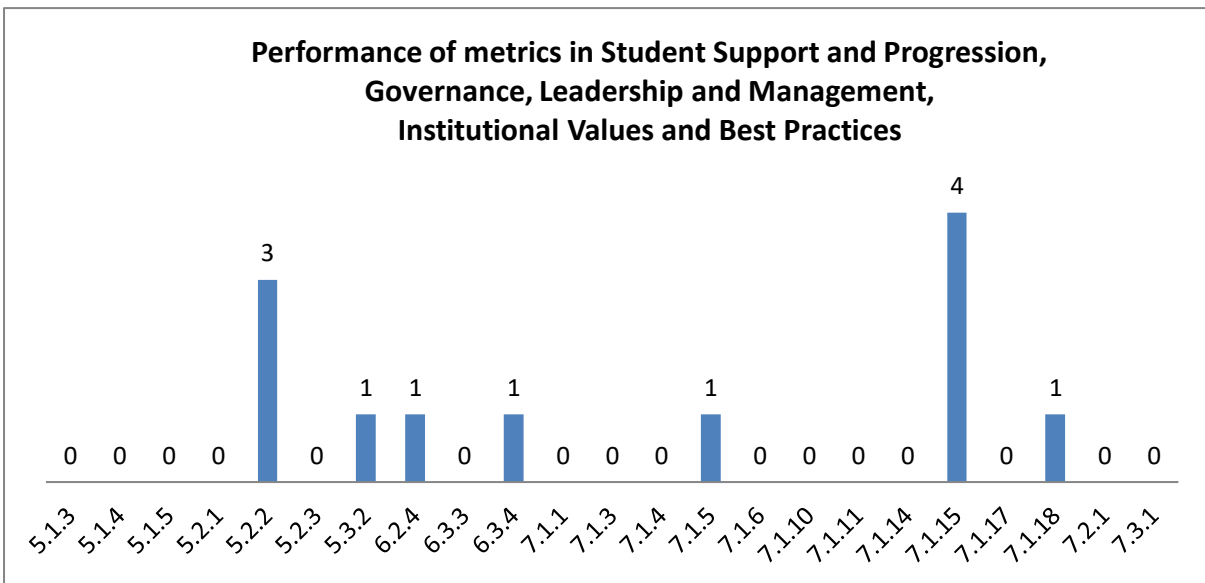
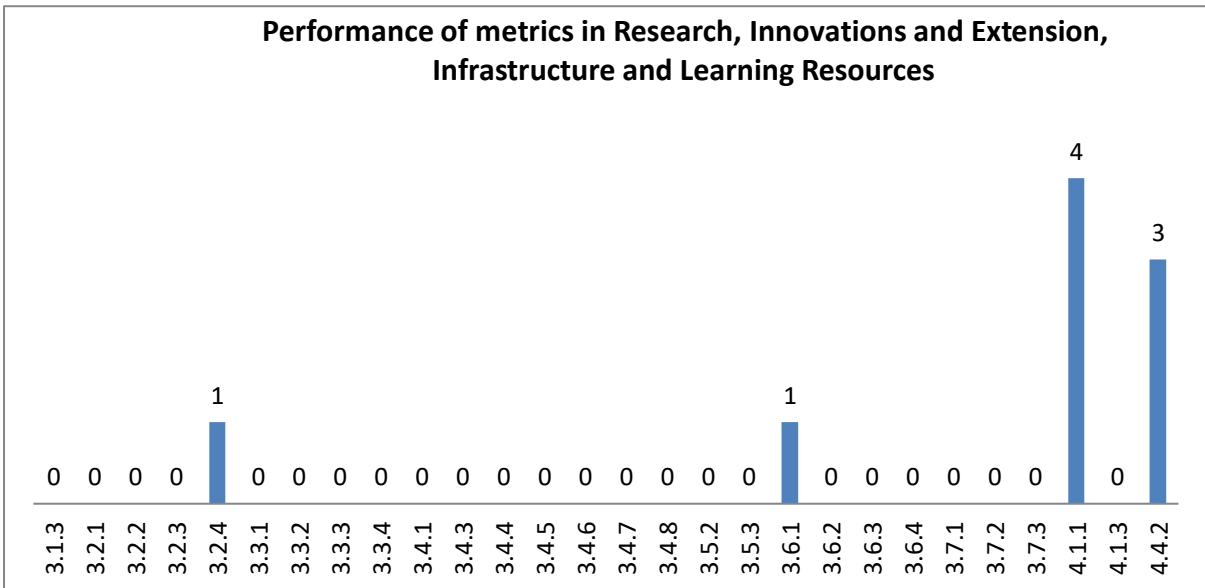
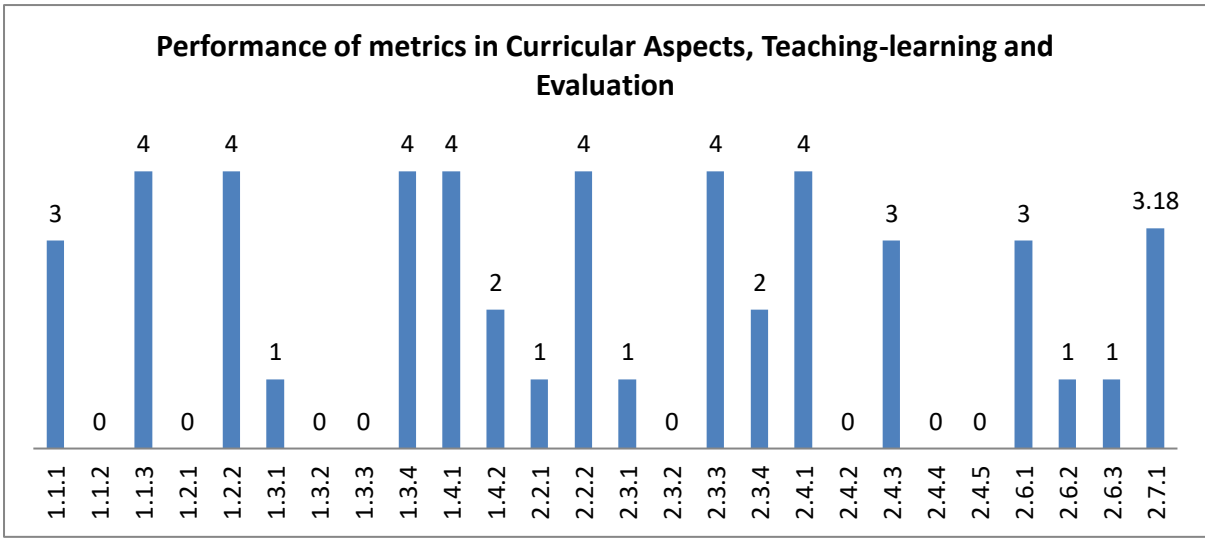
2.4.4	Full time teachers who received awards, recognition, fellowships at State, National, International level from Government, recognised bodies during 2018-2019 (10) & for 3.4.2 The institution provides incentives to teachers who receive state, national and international recognition/awards	QnM	10	0	0
2.4.5	Full time teachers from other States against sanctioned posts during 2018-2019	QnM	10	0	0
2.4	Teacher Profile and Quality		60	1.17	70
2.6	Student Performance and Learning Outcomes				
2.6.1	i) Provide the web link displaying Programme Outcomes(PO)/Programme Specific Outcomes (PSO) / Course Outcomes (CO) for all programmes offered by the Department.	QIM	20	3	60
2.6.2	Evaluation of attainment of PO, PSO & CO	QIM	10	1	10
2.6.3	Passed out details of final year students	QnM	20	1	20
2.6	Student Performance and Learning Outcomes		50	1.8	90
2.7	Student Satisfaction Survey				
2.7.1	Online student satisfaction survey (SSS) regarding to teaching learning process.	QnM	50	3.18	159
2.7	Student Satisfaction Survey		50	3.18	159
Criterion II – Teaching-Learning and Evaluation			235	2	469
Criterion III – Research, Innovations and Extension					
3.1	Promotion of Research and Facilities				
3.1.3	Number of teachers awarded international fellowship for advanced studies/ research during 2018-2019	QnM	6	0	0
3.1	Promotion of Research and Facilities		6	0	0
3.2	Resource Mobilization for Research				
3.2.1	Grants for research projects sponsored by the government, non-government sources such as industry, corporate houses, international bodies, endowments, Chairs in the institution during 2018-2019	QnM	3	0	0
3.2.2	Number of research centers recognized by Institution and National/International Bodies	QnM	2	0	0
3.2.3	Teachers recognised as research guides	QnM	2	0	0
3.2.4	Number of research projects per teacher funded by government and non-government agencies during 2018-2019	QnM	3	1	3
3.2	Resource Mobilization for Research		10	0.3	3

3.3	Innovation Ecosystem				
3.3.1	What are the innovation done by the Department / Club including Incubation Centre and other initiatives for creation and transfer of knowledge?	QIM	4	0	0
3.3.2	Number of workshops/seminars conducted on Intellectual Property Rights (IPR) and Industry-Academia Innovative practices during 2018-2019	QnM	6	0	0
3.3.3	Number of awards for innovation won by institution/teachers/research scholars/students during 2018-2019	QnM	5	0	0
3.3.4	Number of start-ups incubated on campus during 2018-2019	QnM	5	0	0
3.3	Innovation Ecosystem		20	0	0
3.4	Research Publications and Awards				
3.4.1	The institution has a stated Code of Ethics to check malpractices and plagiarism in Research	QnM	1	0	0
3.4.3	Number of Patents published/awarded during 2018-2019	QnM	4	0	0
3.4.4	Number of Ph.D.s awarded per teacher during 2018-2019	QnM	4	0	0
3.4.5	Number of research papers per teacher in the Journals notified on UGC website during 2018-2019	QnM	2	0	0
3.4.6	Number of books and chapters in edited volumes / books published, and papers in national/international conference - proceedings per teacher during 2018-2019	QnM	5	0	0
3.4.7	Bibliometrics of the publications during 2018-2019 based on average citation index in Scopus/ Web of Science or Pub Med/ Indian Citation Index	QnM	2	0	0
3.4.8	Bibliometrics of the publications during 2018-19 based on Scopus/ Web of Science – h-index of the Department	QnM	1	0	0
3.4	Research Publications and Awards		19	0	0
3.5	Consultancy				
3.5.2	Revenue generated from consultancy during 2018-2019	QnM	6	0	0
3.5.3	Revenue generated from corporate training by the Department during 2018-2019	QnM	3	0	0
3.5	Consultancy		9	0	0
3.6	Extension Activities				
3.6.1	What are the Extension activities in the neighborhood community in terms of impact and sensitizing students to social issues and holistic development during 2018-2019?	QIM	10	1	10

3.6.2	Number of awards and recognition received for extension activities from Government /recognized bodies during 2018 - 19	QnM	15	0	0
3.6.3	Number of extension and outreach Programmes conducted in collaboration with industry, community and Non- Government Organizations through NSS/NCC/Red cross/YRC etc., during 2018-2019	QnM	15	0	0
3.6.4	Students participating in extension activities with Government Organizations, Non-Government Organizations and Programmes such as Swachh Bharat, Aids Awareness, Gender Issue, etc. during 2018-2019	QnM	10	0	0
3.6	Extension Activities		50	0.2	10
3.7	Collaboration				
3.7.1	Number of Collaborative activities for research, faculty exchange, student exchange	QnM	5	0	0
3.7.2	Number of linkages with institutions/industries for internship, on-the-job training, project work, sharing of research facilities etc. during 2018-2019	QnM	10	0	0
3.7.3	Number of functional MoUs with institutions of national, international importance, other universities, industries, corporate houses etc. during 2018-2019	QnM	5	0	0
3.7	Collaboration		20	0	0
Criterion III – Research, Innovations and Extension			134	0.1	13
Criterion IV – Infrastructure and Learning Resources					
4.1	Physical Facilities				
4.1.1	The institution has adequate facilities for teaching – learning, viz., classrooms, laboratories, computing equipment, etc.	QIM	5	4	20
4.1.3	Percentage of classrooms and seminar halls with ICT – enabled facilities such as smart class, LMS, etc.	QnM	10	0	0
4.1	Physical Facilities		15	1.33	20
4.4	Maintenance of Campus Infrastructure				
4.4.2	Provide the Service/Maintenance Record	QIM	10	3	30
4.4	Maintenance of Campus Infrastructure		10	3	30
Criterion IV – Infrastructure and Learning Resources			25	2	50
Criterion V - Student Support and Progression					
5.1	Student Support				
5.1.3	Number of capability enhancement and development schemes 1. Guidance for competitive examinations, 2. Career Counselling, 3. Softskill development, 4. Remedial coaching 5. Language lab, 6. Bridge courses 7. Yoga and Meditation 8. Personal Counselling Options: A. 7 or more of the above B. Any 6 of the above V. Any 5 of the above D. Any 4 of the above E. ≤ 3 of the above (Opt one)	QnM	9	0	0

5.1.4	Students benefited by guidance for competitive examinations and career counseling offered by the institution during 2018-2019	QnM	8	0	0
5.1.5	Students benefited by Vocational Education and Training (VET) during 2018-2019	QnM	2	0	0
5.1	Student Support		19	0	0
5.2	Student Progression				
5.2.1	Placement of outgoing students during 2018-2019	QnM	10	0	0
5.2.2	Student progression to higher education (previous graduating batch i.e., 2018 - 2019)	QnM	10	3	30
5.2.3	Students qualifying in state/ national/ international level examinations during 2018-2019 (eg: NET/ SLET/GATE/GMAT /CAT, GRE/TOFEL/Civil Services/State government examinations)	QnM	10	0	0
5.2	Student Progression		30	1	30
5.3	Student Participation and Activities				
5.3.2	Presence of an active Student Council & representation of students on academic & administrative bodies/committees	QIM	10	1	10
5.3	Student Participation and Activities		10	1	10
Criterion V - Student Support and Progression			59	0.68	40
Criterion VI – Governance, Leadership and Management					
6.2	Strategy Development and Deployment				
6.2.4	Minutes of Meetings and action taken reports of Associations /Cells / Bodies / Committees /Clubs etc	QIM	2	1	2
6.2	Strategy Development and Deployment		2	1	2
6.3	Faculty Empowerment Strategies				
6.3.3	Number of professional development / administrative training Programmes organized by the Institution for teaching and non teaching staff during 2018-2019	QnM	5	0	0
6.3.4	Teachers attending professional development Programmes, viz., Orientation Programme, Refresher Course, Short Term Course, Faculty Development Programmes during 2018-2019	QnM	5	1	5
6.3	Faculty Empowerment Strategies		10	0.5	5
Criterion VI – Governance, Leadership and Management			12	0.58	7
Criterion VII – Institutional Values and Best Practices					
7.1	Institutional Values and Social Responsibilities				
7.1.1	Number of gender equity promotion Programmes organized by the department/club/cell/ unit during 2018-2019	QnM	5	0	0
7.1.3	Environmental Consciousness and Sustainability Alternate Energy initiatives such as: Power requirement of the Department met by the renewable energy sources	QnM	1	0	0
7.1.4	Annual lighting power requirements met through LED bulbs	QnM	1	0	0

7.1.5	Waste Management steps including: a) Solid waste management b) Liquid waste management c) E-waste management	QIM	3	1	3
7.1.6	Rain water harvesting structures and utilization	QIM	1	0	0
7.1.10	Number of specific initiatives to address locational advantages and disadvantages during 2018-2019	QnM	5	0	0
7.1.11	Number of initiatives taken to engage with and contribute to local community during 2018-2019	QnM	5	0	0
7.1.14	The Department plans and organizes appropriate activities to increase consciousness about national identities and symbols; Fundamental Duties and Rights of Indian citizens and other constitutional obligations (Yes/No)	QnM	1	0	0
7.1.15	The Department offers a course on Human Values and professional ethics (Yes/No)	QnM	1	4	4
7.1.17	Number of activities conducted for promotion of universal values (Truth, Righteous conduct, Love, Non-Violence and peace); national values, human values, national integration, communal harmony and social cohesion as well as for observance of fundamental duties during 2018-2019	QnM	2	0	0
7.1.18	Institution organizes national festivals and birth / death anniversaries of the great Indian personalities.	QIM	1	1	1
7.1	Institutional Values and Social Responsibilities		26	0.31	8
7.2	Best Practices				
7.2.1	Describe any one best practice followed by the Department / Cell / Body / Committee / Club/Unit	QIM	30	0	0
7.2	Best Practices		30	0	0
7.3	Institutional Distinctiveness				
7.3.1	Describe/Explain the performance the Department in one area distinctive to its Vision, Priority & Thrust	QIM	20	0	0
7.3	Institutional Distinctiveness		20	0	0
Criterion VII – Institutional Values and Best Practices			76	0.11	8
	Criteria-wise Assessment		Weight age (W)	Score	Wtd Grade Point (WGP)
1	Curricular Aspects		150.00	1.93	290.00
2	Teaching, Learning & Evaluation		235.00	2.00	469.00
3	Research, Innovation & Extension		134.00	0.10	13.00
4	Infrastructure & Learning resources		25.00	2.00	50.00
5	Student Support & Progression		59.00	0.68	40.00
6	Governance, Leadership & Management		12.00	0.58	7.00
7	Institutional values & Best Practices		76.00	0.11	8.00
Overall:-			691.00	1.27	877.00



Department / Cell : Computer Application

Academic and Administrative Audit - 18.10.2019

Strengths and Weaknesses

Strengths :

- Student Satisfaction Survey
- Feedback System
- Maintenance of Campus Infrastructure

Weaknesses :

- Student Progression
- Student Participation and Activities
- Strategy Development and Deployment
- Faculty Empowerment Strategies
- Institutional Values and Social Responsibilities
- Resource Mobilization for Research
- Extension Activities
- Promotion of Research and Facilities
- Innovation Ecosystem
- Research Publications and Awards
- Consultancy
- Collaboration
- Student Support
- Best Practices
- Institutional Distinctiveness





Scott Christian College (Autonomous), Nagercoil - 3
INTERNAL QUALITY ASSURANCE CELL



ACADEMIC & ADMINISTRATIVE AUDIT 2018 – 2019

GRADE

ARTS

D

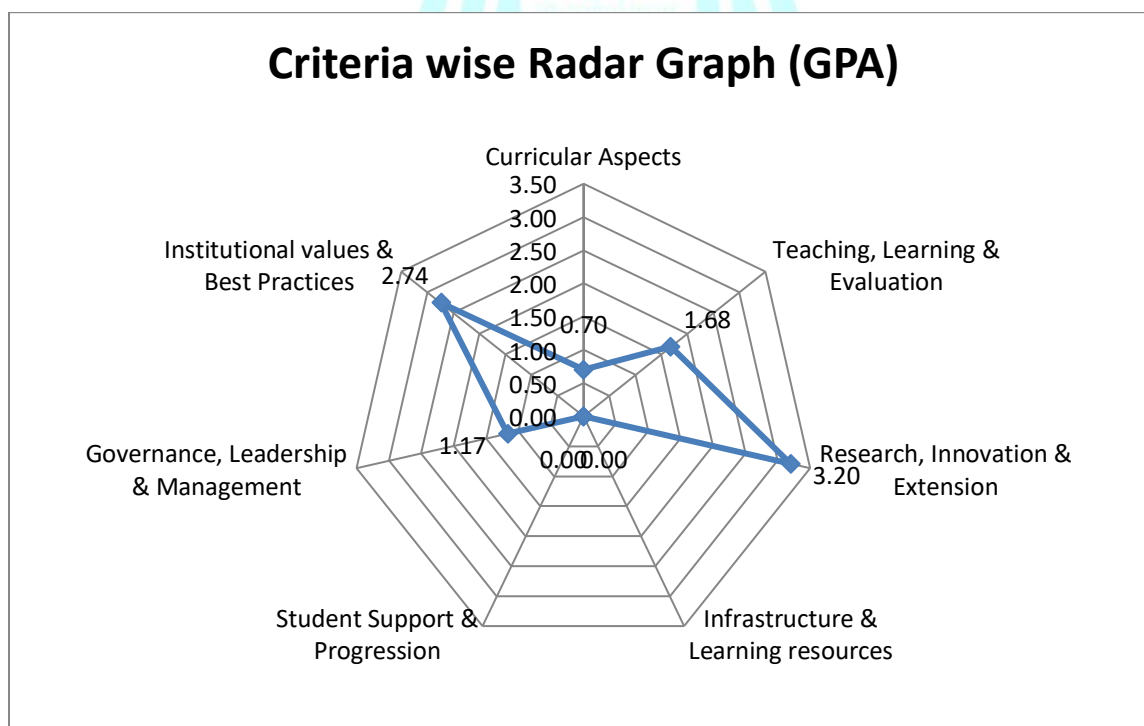
Department / Cell : Arts

Academic and Administrative Audit - 18.10.2019

No	Criteria	Weightage (W1)	Criterion-wise Weighted Grade Point (CrWGP1)	Grade Point Averages (CrWGP _i /W _i)
1	Curricular Aspects	150.00	105.0	0.70
2	Teaching, Learning & Evaluation	120.00	202.0	1.68
3	Research, Innovation & Extension	4.00	12.8	3.20
4	Infrastructure & Learning resources	-	-	-
5	Student Support & Progression	-	-	-
6	Governance, Leadership & Management	15.00	17.50	1.17
7	Institutional values & Best Practices	56.00	153.50	2.74
Total		345.00	490.8	1.42
CGPA :		1.42		

Dean IQAC

Principal

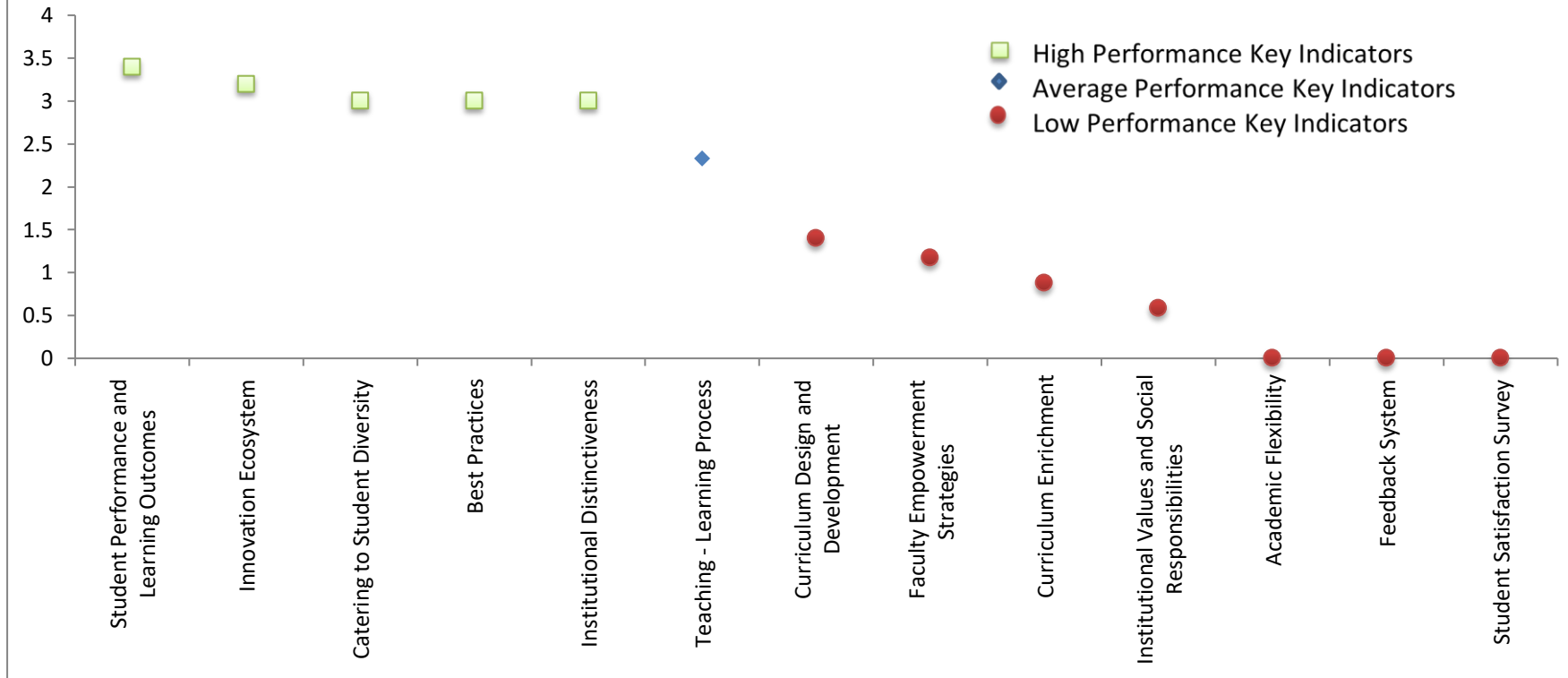


Department / Cell : Arts

Academic and Administrative Audit - 18.10.2019

No	Criteria and Key Indicators	Key Indicator Weightage (W _i)	Key Indicator Wise Weighted Grade Points (KIWGP) _i	Grade Point Averages (CrWGPI/Wi)
Criterion I – Curricular Aspects				
1.1	Curriculum Design and Development	50	70	1.4
1.2	Academic Flexibility	40	0	0
1.3	Curriculum Enrichment	40	35	0.88
1.4	Feedback System	20	0	0
	Total	150	105.0	0.70
Criterion II – Teaching-Learning and Evaluation				
2.2	Catering to Student Diversity	10	30	3
2.3	Teaching - Learning Process	30	70	2.33
2.6	Student Performance and Learning Outcomes	30	102	3.4
2.7	Student Satisfaction Survey	50	0	0
	Total	120	202.0	1.68
Criterion III – Research, Innovations and Extension				
3.3	Innovation Ecosystem	4	12.8	3.2
	Total	4	12.8	3.20
Criterion VI – Governance, Leadership and Management				
6.3	Faculty Empowerment Strategies	15	17.5	1.17
	Total	15	17.5	1.17
Criterion VII – Institutional Values and Best Practices				
7.1	Institutional Values and Social Responsibilities	6	3.5	0.58
7.2	Best Practices	30	90	3
7.3	Institutional Distinctiveness	20	60	3
	Total	56	153.5	2.74
	Grand Total	345	490.8	1.42

Comparison of Metrics in Key Indicators based on Performance (GPA)





Arts

Qualitative & Quantitative Metrics

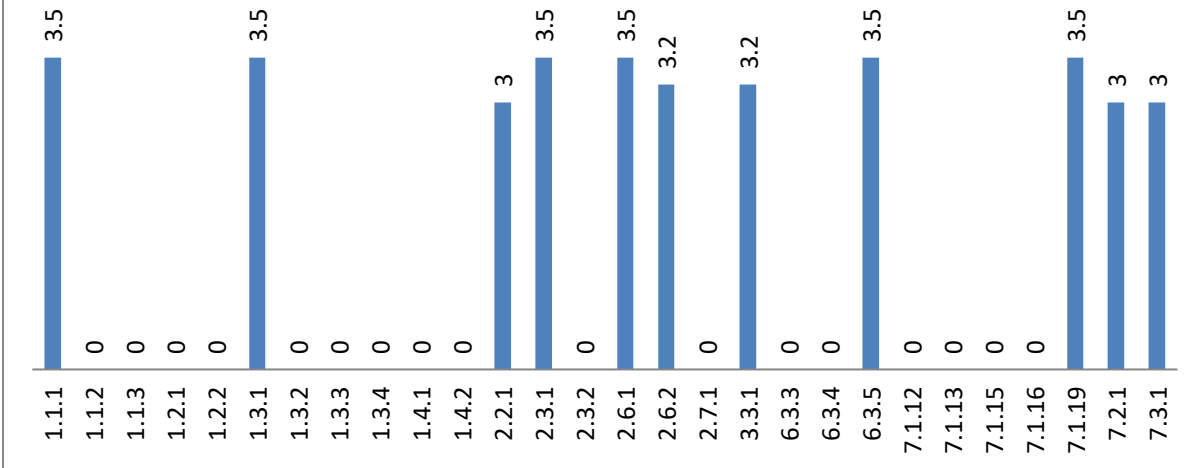
Metric	Parameter	QIM/ QnM	Weight age	Score	Wtd. Score
Criterion I – Curricular Aspects					
1.1	Curriculum Design and Development				
1.1.1	Curricula developed/adopted having Learning Outcomes including Programme Outcomes (Pos), Programme specific outcomes (PSOs) and Course Outcomes (COs) for all the UG, PG and M.Phil programmes offered by the Department and mapped them with syllabus properly.	QIM	20	3.5	70
1.1.2	List of Programmes where syllabus revision was carried out during 2018-2019	QnM	20	0	0
1.1.3	Courses having focus on employability/ entrepreneurship/ skill development during 2018 - 2019	QnM	10	0	0
1.1	Curriculum Design and Development		50	1.4	70
1.2	Academic Flexibility				
1.2.1	New courses introduced of the total number of courses across all programs offered during 2018 – 2019.	QnM	20	0	0
1.2.2	Programs in which Choice Based Credit System (CBCS)/elective course system has been implemented (2018-19)	QnM	20	0	0
1.2	Academic Flexibility		40	0	0
1.3	Curriculum Enrichment				
1.3.1	List of courses whose syllabus integrate Cross cutting Issues related to Gender/ Environment & Sustainability/Human Values & Professional Ethics.	QIM	10	3.5	35
1.3.2	List of Value-added courses imparting transferable and life skills offered during 2018-2019 with details of the students	QnM	10	0	0
1.3.3	List of Value-added courses imparting transferable and life skills offered during 2018-2019 with details of the students	QnM	10	0	0
1.3.4	Details of students undertaking field projects / internships (2018 - 2019)	QnM	10	0	0
1.3	Curriculum Enrichment		40	0.88	35

1.4	Feedback System				
1.4.1	Structured feedback received from: 1) Students, 2) Teachers, 3) Employers, 4) Alumni 5) Parents, for design and review of syllabus - Semester wise /year wise (Weightage: 10 QnM) Options: A. Any 4 of the above B. Any 3 of the above C. Any 2 of the above D. Any 1 of the above E. None of the above	QnM	10	0	0
1.4.2	Feedback processes of the institution may be classified as follows: A) Feedback collected, analysed and action taken and feedback available on website B) Feedback collected, analysed and action has been taken C) Feedback collected and analysed D) Feedback collected E) Feedback not collected	QnM	10	0	0
1.4	Feedback System		20	0	0
Criterion I – Curricular Aspects			150	0.7	105
Criterion II – Teaching-Learning and Evaluation					
2.2	Catering to Student Diversity				
2.2.1	The institution assesses the learning levels of the students, after admission and organises special programs for advanced learners and slow learners	QIM	10	3	30
2.2	Catering to Student Diversity		10	3	30
2.3	Teaching - Learning Process				
2.3.1	Student centric methods, such as experiential learning, participative learning and problem solving methodologies are used for enhancing learning experiences	QIM	20	3.5	70
2.3.2	Teachers using ICT for effective teaching with Learning Management Systems (LMS), E-learning resources etc. (2018 - 2019)	QnM	10	0	0
2.3	Teaching - Learning Process		30	2.33	70
2.6	Student Performance and Learning Outcomes				
2.6.1	i) Provide the web link displaying Programme Outcomes(PO)/Programme Specific Outcomes (PSO) / Course Outcomes (CO) for all programmes offered by the Department.	QIM	20	3.5	70
2.6.2	Evaluation of attainment of PO, PSO & CO	QIM	10	3.2	32
2.6	Student Performance and Learning Outcomes		30	3.4	102

2.7	Student Satisfaction Survey				
2.7.1	Online student satisfaction survey (SSS) regarding to teaching learning process.	QnM	50	0	0
2.7	Student Satisfaction Survey		50	0	0
Criterion II – Teaching-Learning and Evaluation			120	1.68	202
Criterion III – Research, Innovations and Extension					
3.3	Innovation Ecosystem				
3.3.1	What are the innovation done by the Department / Club including Incubation Centre and other initiatives for creation and transfer of knowledge?	QIM	4	3.2	12.8
3.3	Innovation Ecosystem		4	3.2	12.8
Criterion III – Research, Innovations and Extension			4	3.2	12.8
Criterion VI – Governance, Leadership and Management					
6.3	Faculty Empowerment Strategies				
6.3.3	Number of professional development / administrative training Programmes organized by the Institution for teaching and non teaching staff during 2018-2019	QnM	5	0	0
6.3.4	Teachers attending professional development Programmes, viz., Orientation Programme, Refresher Course, Short Term Course, Faculty Development Programmes during 2018-2019	QnM	5	0	0
6.3.5	Institution has Performance Appraisal System for teaching and non-teaching staff	QIm	5	3.5	17.5
6.3	Faculty Empowerment Strategies		15	1.17	17.5
Criterion VI – Governance, Leadership and Management			15	1.17	17.5
Criterion VII – Institutional Values and Best Practices					
7.1	Institutional Values and Social Responsibilities				
7.1.12	Code of conduct handbook exists for students, teachers, governing body, administration and support staff (Yes/No)	QnM	1	0	
7.1.13	Display of core values in the institution and on its website (Yes/No)	QnM	1	0	
7.1.15	The Department offers a course on Human Values and professional ethics (Yes/No)	QnM	1	0	0

7.1.16	The institutional functioning is as per professional code of prescribed / suggested by statutory bodies / regulatory authorities for different professions (Yes/No)	QnM	2	0	0
7.1.19	Describe the maintenance of transparency in Financial, Academic, Administrative & Auxiliary functions (in 500 words)	QIM	1	3.5	3.5
7.1	Institutional Values and Social Responsibilities		6	0.58	3.5
7.2	Best Practices				
7.2.1	Describe any one best practice followed by the Department / Cell / Body / Committee / Club/Unit	QIM	30	3	90
7.2	Best Practices		30	3	90
7.3	Institutional Distinctiveness				
7.3.1	Describe/Explain the performance the Department in one area distinctive to its Vision, Priority & Thrust	QIM	20	3	60
7.3	Institutional Distinctiveness		20	3	60
Criterion VII – Institutional Values and Best Practices			56	2.74	153.5
	Criteria-wise Assessment		Weight age (W)	Score	Wtd Grade Point (WGP)
1	Curricular Aspects		150.00	0.70	105.00
2	Teaching, Learning & Evaluation		120.00	1.68	202.00
3	Research, Innovation & Extension		4.00	3.20	12.80
6	Governance, Leadership & Management		15.00	1.17	17.50
7	Institutional values & Best Practices		56.00	2.74	153.50
Overall:-			345.00	1.42	490.80

Performance of metrics in Curricular Aspects, Teaching, Learning & Evaluation, Research, Innovation & Extension, Governance, Leadership & Management, Institutional Values and Best Practices



Department / Cell : Arts

Academic and Administrative Audit - 18.10.2019

Strengths and Weaknesses

Strengths :

- Student Performance and Learning Outcomes
- Innovation Ecosystem
- Catering to Student Diversity
- Best Practices
- Institutional Distinctiveness

Weaknesses :

- ✓ Curriculum Enrichment
- ✓ Institutional Values and Social Responsibilities
- ✓ Academic Flexibility
- ✓ Feedback System
- ✓ Student Satisfaction Survey





ACADEMIC & ADMINISTRATIVE AUDIT 2018 – 2019

GRADE

SCIENCE

D

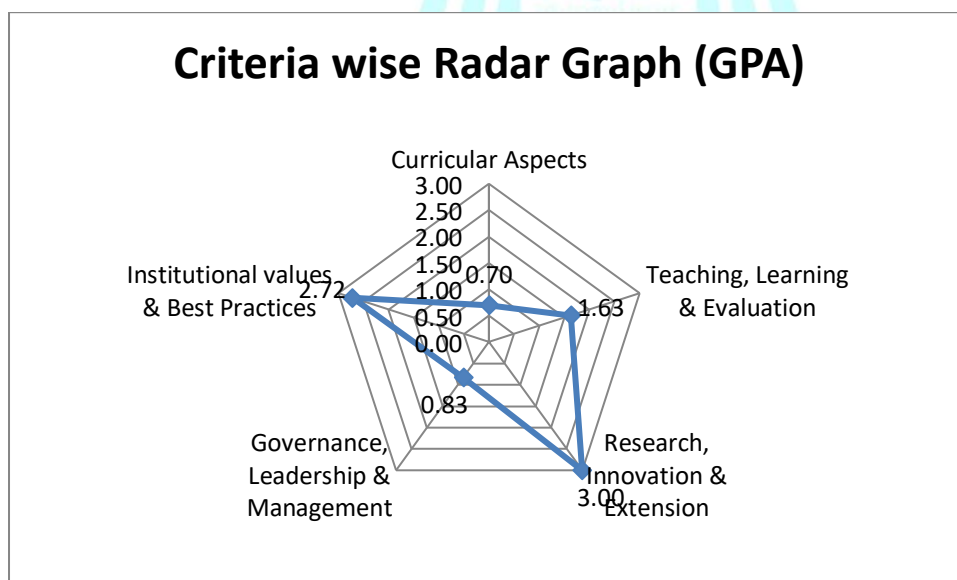
Department / Cell : Science

Academic and Administrative Audit - 18.10.2019

No	Criteria	Weightage (W1)	Criterion-wise Weighted Grade Point (CrWGP1)	Grade Point Averages (CrWGP _i /W _i)
1	Curricular Aspects	150.00	105.0	0.70
2	Teaching, Learning & Evaluation	120.00	195.0	1.63
3	Research, Innovation & Extension	4.00	12.0	3.00
4	Infrastructure & Learning resources	-	-	-
5	Student Support & Progression	-	-	-
6	Governance, Leadership & Management	15.00	12.50	0.83
7	Institutional values & Best Practices	56.00	152.50	2.72
	Total	345.00	477.00	1.38
	CGPA :	1.38		

Dean IQAC

Principal

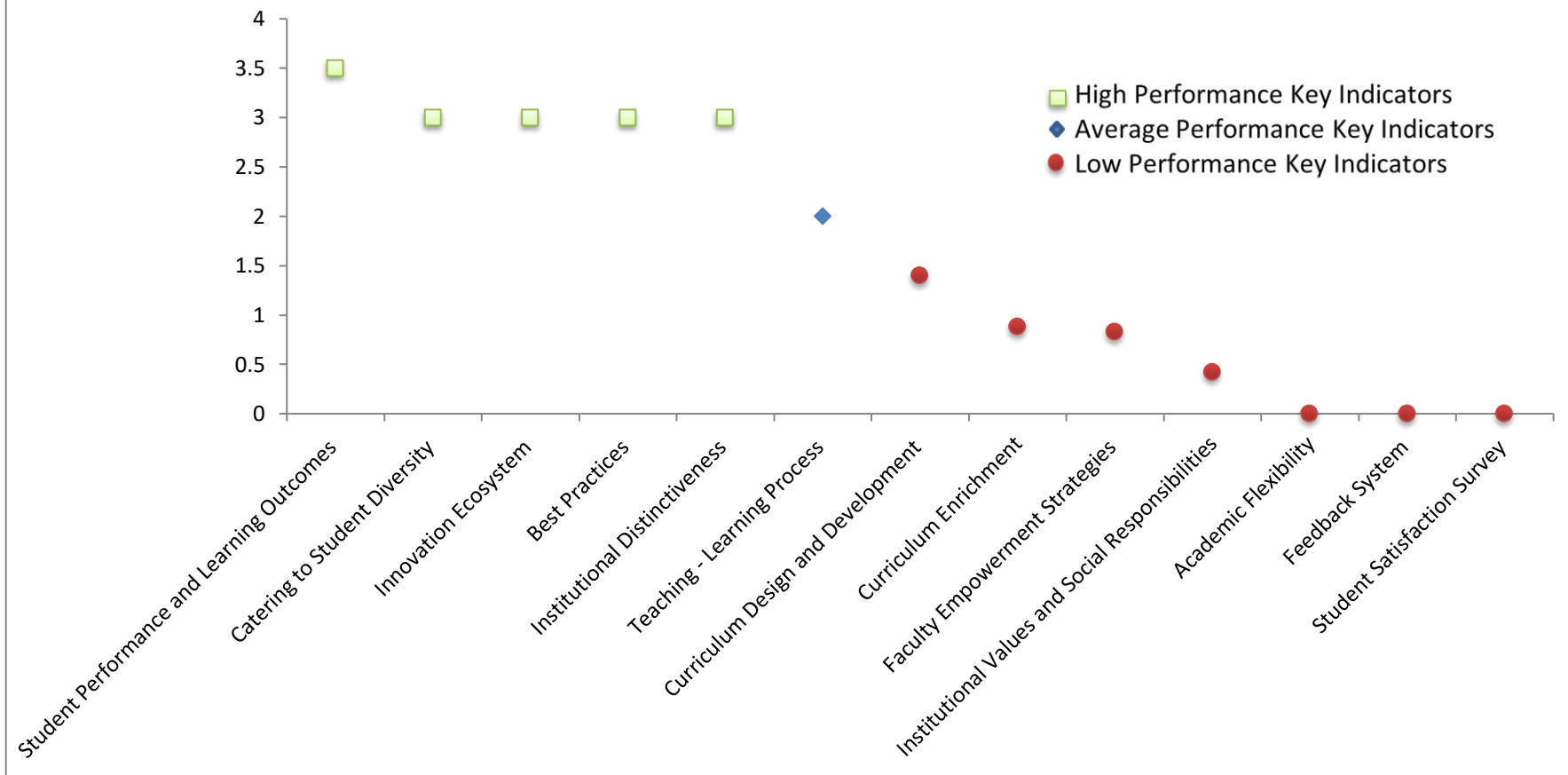


Department / Cell : Science

Academic and Administrative Audit - 18.10.2019

No	Criteria and Key Indicators	Key Indicator Weightage (W _i)	Key Indicator Wise Weighted Grade Points (KIWGP) _i	Grade Point Averages (CrWGPI/W _i)
Criterion I – Curricular Aspects				
1.1	Curriculum Design and Development	50	70	1.4
1.2	Academic Flexibility	40	0	0
1.3	Curriculum Enrichment	40	35	0.88
1.4	Feedback System	20	0	0
	Total	150	105.0	0.70
Criterion II – Teaching-Learning and Evaluation				
2.2	Catering to Student Diversity	10	30	3
2.3	Teaching - Learning Process	30	60	2
2.6	Student Performance and Learning Outcomes	30	105	3.5
2.7	Student Satisfaction Survey	50	0	0
	Total	120	195.0	1.63
Criterion III – Research, Innovations and Extension				
3.3	Innovation Ecosystem	4	12	3
	Total	4	12.0	3.00
Criterion VI – Governance, Leadership and Management				
6.3	Faculty Empowerment Strategies	15	12.5	0.83
	Total	15	12.5	0.83
Criterion VII – Institutional Values and Best Practices				
7.1	Institutional Values and Social Responsibilities	6	2.5	0.42
7.2	Best Practices	30	90	3
7.3	Institutional Distinctiveness	20	60	3
	Total	56	152.5	2.72
	Grand Total	345	477.0	1.38

Comparison of Metrics in Key Indicators based on Performance (GPA)





Scott Christian College (Autonomous), Nagercoil - 3

AAA 2018 - 2019 - Assessment Sheet

Science



Qualitative & Quantitative Metrics

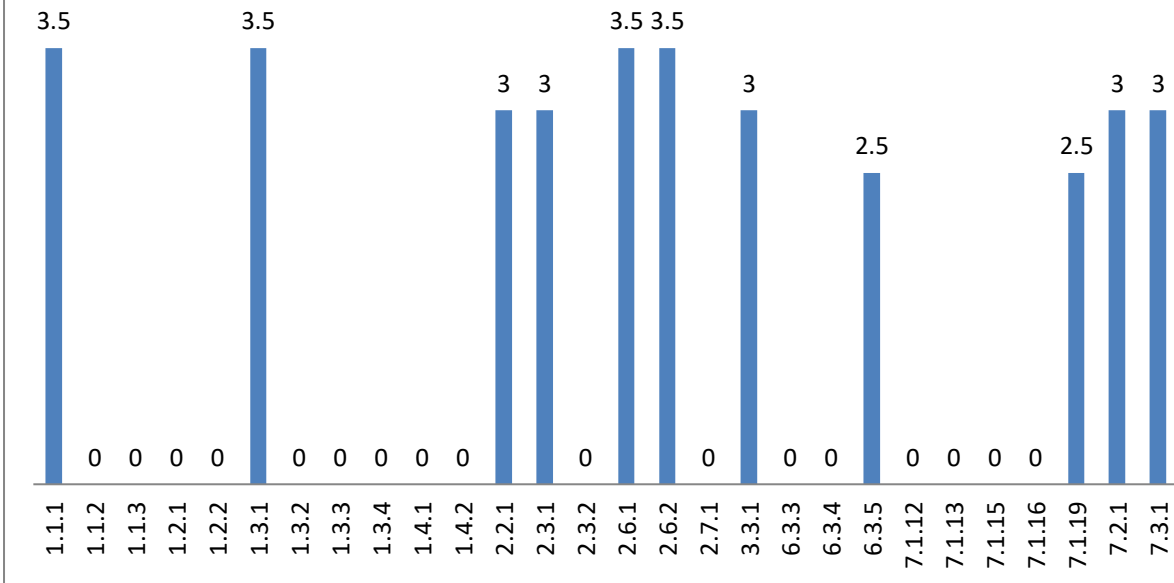
Metric	Parameter	QIM/ QnM	Weightage	Score	Wtd. Score
	Criterion I – Curricular Aspects				
1.1	Curriculum Design and Development				
1.1.1	Curricula developed/adopted having Learning Outcomes including Programme Outcomes (Pos), Programme specific outcomes (PSOs) and Course Outcomes (COs) for all the UG, PG and M.Phil programmes offered by the Department and mapped them with syllabus properly.	QIM	20	3.5	70
1.1.2	List of Programmes where syllabus revision was carried out during 2018-2019	QnM	20	0	0
1.1.3	Courses having focus on employability/ entrepreneurship/ skill development during 2018 - 2019	QnM	10	0	0
1.1	Curriculum Design and Development		50	1.4	70
1.2	Academic Flexibility				
1.2.1	New courses introduced of the total number of courses across all programs offered during 2018 – 2019.	QnM	20	0	0
1.2.2	Programs in which Choice Based Credit System (CBCS)/elective course system has been implemented (2018-19)	QnM	20	0	0
1.2	Academic Flexibility		40	0	0
1.3	Curriculum Enrichment				
1.3.1	List of courses whose syllabus integrate Cross cutting Issues related to Gender/ Environment & Sustainability/Human Values & Professional Ethics.	QIM	10	3.5	35
1.3.2	List of Value-added courses imparting transferable and life skills offered during 2018-2019 with details of the students	QnM	10	0	0

1.3.3	List of Value-added courses imparting transferable and life skills offered during 2018-2019 with details of the students	QnM	10	0	0
1.3.4	Details of students undertaking field projects / internships (2018 - 2019)	QnM	10	0	0
1.3	Curriculum Enrichment		40	0.88	35
1.4	Feedback System				
1.4.1	Structured feedback received from: 1) Students, 2) Teachers, 3) Employers, 4) Alumni 5) Parents, for design and review of syllabus - Semester wise /year wise (Weightage: 10 QnM) Options: A. Any 4 of the above B. Any 3 of the above C. Any 2 of the above D. Any 1 of the above E. None of the above	QnM	10	0	0
1.4.2	Feedback processes of the institution may be classified as follows: A) Feedback collected, analysed and action taken and feedback available on website B) Feedback collected, analysed and action has been taken C) Feedback collected and analysed D) Feedback collected E) Feedback not collected	QnM	10	0	0
1.4	Feedback System		20	0	0
Criterion I – Curricular Aspects			150	0.7	105
Criterion II – Teaching-Learning and Evaluation					
2.2	Catering to Student Diversity				
2.2.1	The institution assesses the learning levels of the students, after admission and organises special programs for advanced learners and slow learners	QIM	10	3	30
2.2	Catering to Student Diversity		10	3	30
2.3	Teaching - Learning Process				
2.3.1	Student centric methods, such as experiential learning, participative learning and problem solving methodologies are used for enhancing learning experiences	QIM	20	3	60
2.3.2	Teachers using ICT for effective teaching with Learning Management Systems (LMS), E-learning resources etc. (2018 - 2019)	QnM	10	0	0
2.3	Teaching - Learning Process		30	2	60

2.6	Student Performance and Learning Outcomes				
2.6.1	i) Provide the web link displaying Programme Outcomes(PO)/Programme Specific Outcomes (PSO) / Course Outcomes (CO) for all programmes offered by the Department.	QIM	20	3.5	70
2.6.2	Evaluation of attainment of PO, PSO & CO	QIM	10	3.5	35
2.6	Student Performance and Learning Outcomes		30	3.5	105
2.7	Student Satisfaction Survey				
2.7.1	Online student satisfaction survey (SSS) regarding to teaching learning process.	QnM	50	0	0
2.7	Student Satisfaction Survey		50	0	0
Criterion II – Teaching-Learning and Evaluation			120	1.63	195
Criterion III – Research, Innovations and Extension					
3.3	Innovation Ecosystem				
3.3.1	What are the innovation done by the Department / Club including Incubation Centre and other initiatives for creation and transfer of knowledge?	QIM	4	3	12
3.3	Innovation Ecosystem		4	3	12
Criterion III – Research, Innovations and Extension			4	3	12
Criterion VI – Governance, Leadership and Management					
6.3	Faculty Empowerment Strategies				
6.3.3	Number of professional development / administrative training Programmes organized by the Institution for teaching and non teaching staff during 2018-2019	QnM	5	0	0
6.3.4	Teachers attending professional development Programmes, viz., Orientation Programme, Refresher Course, Short Term Course, Faculty Development Programmes during 2018-2019	QnM	5	0	0
6.3.5	Institution has Performance Appraisal System for teaching and non-teaching staff	QIm	5	2.5	12.5
6.3	Faculty Empowerment Strategies		15	0.83	12.5
Criterion VI – Governance, Leadership and Management			15	0.83	12.5
Criterion VII – Institutional Values and Best Practices					
7.1	Institutional Values and Social Responsibilities				
7.1.12	Code of conduct handbook exists for students, teachers, governing body, administration and support staff (Yes/No)	QnM	1	0	

7.1.13	Display of core values in the institution and on its website (Yes/No)	QnM	1	0	
7.1.15	The Department offers a course on Human Values and professional ethics (Yes/No)	QnM	1	0	0
7.1.16	The institutional functioning is as per professional code of prescribed / suggested by statutory bodies / regulatory authorities for different professions (Yes/No)	QnM	2	0	0
7.1.19	Describe the maintenance of transparency in Financial, Academic, Administrative & Auxiliary functions (in 500 words)	QIM	1	2.5	2.5
7.1	Institutional Values and Social Responsibilities		6	0.42	2.5
7.2	Best Practices				
7.2.1	Describe any one best practice followed by the Department / Cell / Body / Committee / Club/Unit	QIM	30	3	90
7.2	Best Practices		30	3	90
7.3	Institutional Distinctiveness				
7.3.1	Describe/Explain the performance the Department in one area distinctive to its Vision, Priority & Thrust	QIM	20	3	60
7.3	Institutional Distinctiveness		20	3	60
Criterion VII – Institutional Values and Best Practices			56	2.72	152.5
	Criteria-wise Assessment		Weight age (W)	Score	Wtd Grade Point (WGP)
1	Curricular Aspects		150.00	0.70	105.00
2	Teaching, Learning & Evaluation		120.00	1.63	195.00
3	Research, Innovation & Extension		4.00	3.00	12.00
6	Governance, Leadership & Management		15.00	0.83	12.50
7	Institutional values & Best Practices		56.00	2.72	152.50
Overall:-			345.00	1.38	477.00

Performance of metrics in Curricular Aspects, Teaching, Learning & Evaluation, Research, Innovation & Extension, Governance, Leadership & Management, Institutional Values and Best Practices



Department / Cell : Science

Academic and Administrative Audit - 18.10.2019

Strengths and Weaknesses

Strengths :

- **Student Performance and Learning Outcomes**
- **Catering to Student Diversity**
- **Innovation Ecosystem**
- **Best Practices**
- **Institutional Distinctiveness**

Weaknesses :

- ✓ **Curriculum Enrichment**
- ✓ **Faculty Empowerment Strategies**
- ✓ **Institutional Values and Social Responsibilities**
- ✓ **Academic Flexibility**
- ✓ **Feedback System**
- ✓ **Student Satisfaction Survey**





Scott Christian College (Autonomous), Nagercoil - 3
INTERNAL QUALITY ASSURANCE CELL



ACADEMIC & ADMINISTRATIVE AUDIT 2018 – 2019

GRADE

RESEARCH

D

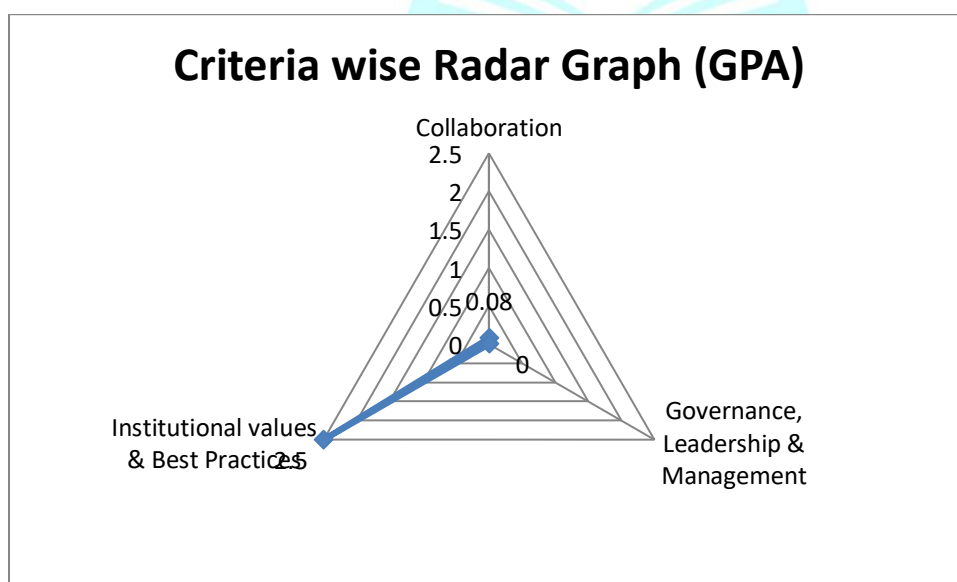
Department / Cell : Research

Academic and Administrative Audit - 18.10.2019

No	Criteria	Weightage (W1)	Criterion-wise Weighted Grade Point (CrWGP1)	Grade Point Averages (CrWGP _i /W _i)
1	Curricular Aspects	-	-	-
2	Teaching, Learning & Evaluation	-	-	-
3	Research, Innovation & Extension	97.00	8.0	0.08
4	Infrastructure & Learning resources	-	-	-
5	Student Support & Progression	-	-	-
6	Governance, Leadership & Management	16.00	0.00	0.00
7	Institutional values & Best Practices	60.00	150.00	2.50
Total		173.00	158.00	0.91
CGPA :		0.91		

Dean IQAC

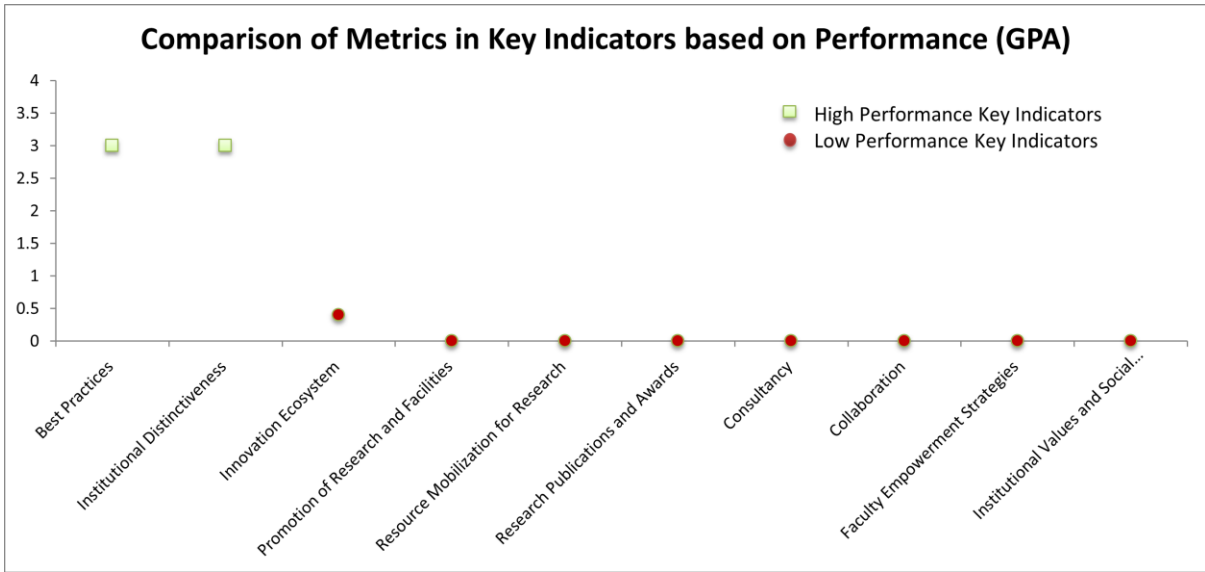
Principal



Department / Cell : Research

Academic and Administrative Audit - 18.10.2019

No	Criteria and Key Indicators	Key Indicator Weightage (W _i)	Key Indicator Wise Weighted Grade Points (KIWGP) _i	Grade Point Averages (CrWGPI/W _i)
Criterion III – Research, Innovations and Extension				
3.1	Promotion of Research and Facilities	20	0	0
3.2	Resource Mobilization for Research	10	0	0
3.3	Innovation Ecosystem	20	8	0.4
3.4	Research Publications and Awards	20	0	0
3.5	Consultancy	7	0	0
3.7	Collaboration	20	0	0
	Total	97	8.0	0.08
Criterion VI – Governance, Leadership and Management				
6.3	Faculty Empowerment Strategies	16	0	0
	Total	16	0.0	0.00
Criterion VII – Institutional Values and Best Practices				
7.1	Institutional Values and Social Responsibilities	10	0	0
7.2	Best Practices	30	90	3
7.3	Institutional Distinctiveness	20	60	3
	Total	60	150.0	2.50
	Grand Total	193	158.0	0.82





Scott Christian College (Autonomous), Nagercoil - 3

AAA 2018 - 2019 - Assessment Sheet

Research



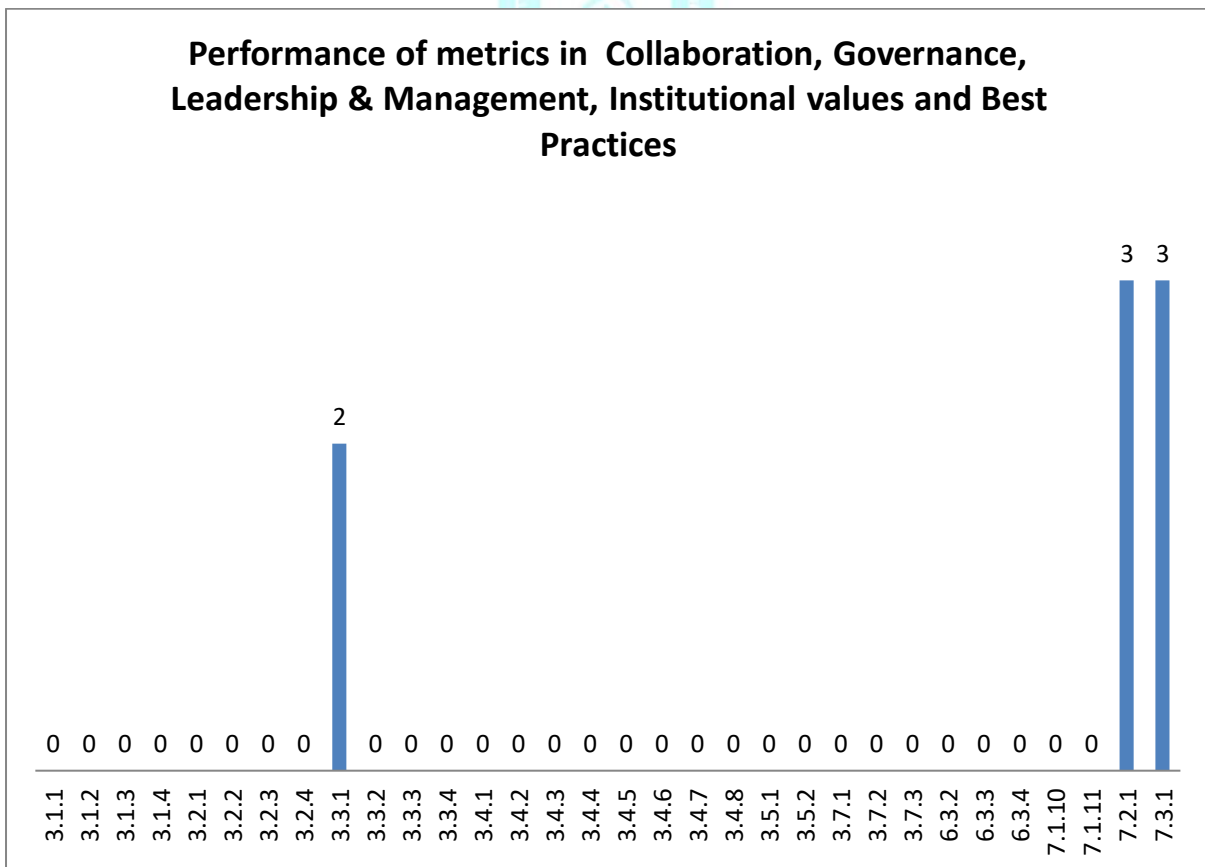
Qualitative & Quantitative Metrics

Metric	Parameter	QIM/ QnM	Weight age	Score	Wtd. Score
	Criterion III – Research, Innovations and Extension				
3.1	Promotion of Research and Facilities				
3.1.1	The institution has a well defined policy for promotion of research and the same is uploaded on the institutional website	QnM	1	0	0
3.1.2	The institution provides seed money to its teachers for research	QnM	6	0	0
3.1.3	Number of teachers awarded international fellowship for advanced studies/ research during 2018-2019	QnM	6	0	0
3.1.4	Institution has the following facilities: 1. Central Instrumentation Centre 2. Animal House/Green House / Museum 3. Central Fabrication facility 4. Media laboratory/Business Lab/Studios 5. Research/Statistical Databases Options: A. Any four facilities exist B. Three of the facilities exist C. Two of the facilities exist D. One of the facilities exist E. None of the facilities exist	QnM	7	0	0
3.1	Promotion of Research and Facilities		20	0	0
3.2	Resource Mobilization for Research				
3.2.1	Grants for research projects sponsored by the government, non-government sources such as industry, corporate houses, international bodies, endowments, Chairs in the institution during 2018-2019	QnM	3	0	0
3.2.2	Number of research centers recognized by Institution and National/International Bodies	QnM	2	0	0
3.2.3	Teachers recognised as research guides	QnM	2	0	0
3.2.4	Number of research projects per teacher funded by government and non-government agencies during 2018-2019	QnM	3	0	0
3.2	Resource Mobilization for Research		10	0	0
3.3	Innovation Ecosystem				
3.3.1	What are the innovation done by the Department / Club including Incubation Centre and other initiatives for creation and transfer of knowledge?	QIM	4	2	8

3.3.2	Number of workshops/seminars conducted on Intellectual Property Rights (IPR) and Industry-Academia Innovative practices during 2018-2019	QnM	6	0	0
3.3.3	Number of awards for innovation won by institution/teachers/research scholars/students during 2018-2019	QnM	5	0	0
3.3.4	Number of start-ups incubated on campus during 2018-2019	QnM	5	0	0
3.3	Innovation Ecosystem		20	0.4	8
3.4	Research Publications and Awards				
3.4.1	The institution has a stated Code of Ethics to check malpractices and plagiarism in Research	QnM	1	0	0
3.4.2	The institution provides incentives to teachers who receive state, national and international recognition/awards	QnM	1	0	0
3.4.3	Number of Patents published/awarded during 2018-2019	QnM	4	0	0
3.4.4	Number of Ph.D.s awarded per teacher during 2018-2019	QnM	4	0	0
3.4.5	Number of research papers per teacher in the Journals notified on UGC website during 2018-2019	QnM	2	0	0
3.4.6	Number of books and chapters in edited volumes / books published, and papers in national/international conference - proceedings per teacher during 2018-2019	QnM	5	0	0
3.4.7	Bibliometrics of the publications during 2018-2019 based on average citation index in Scopus/ Web of Science or Pub Med/ Indian Citation Index	QnM	2	0	0
3.4.8	Bibliometrics of the publications during 2018-19 based on Scopus/ Web of Science – h-index of the Department	QnM	1	0	0
3.4	Research Publications and Awards		20	0	0
3.5	Consultancy				
3.5.1	Institution has a policy on consultancy including revenue sharing between the institution and the individual	QnM	1	0	0
3.5.2	Revenue generated from consultancy during 2018-2019	QnM	6	0	0
3.5	Consultancy		7	0	0

3.7	Collaboration				
3.7.1	Number of Collaborative activities for research, faculty exchange, student exchange	QnM	5	0	0
3.7.2	Number of linkages with institutions/industries for internship, on-the-job training, project work, sharing of research facilities etc. during 2018-2019	QnM	10	0	0
3.7.3	Number of functional MoUs with institutions of national, international importance, other universities, industries, corporate houses etc. during 2018-2019	QnM	5	0	0
3.7	Collaboration		20	0	0
Criterion III – Research, Innovations and Extension			97	0.08	8
Criterion VI – Governance, Leadership and Management					
6.3	Faculty Empowerment Strategies				
6.3.2	Teachers provided with financial support to attend conferences / workshops and towards membership fee of professional bodies during 2018-2019	QnM	6	0	0
6.3.3	Number of professional development / administrative training Programmes organized by the Institution for teaching and non teaching staff during 2018-2019	QnM	5	0	0
6.3.4	Teachers attending professional development Programmes, viz., Orientation Programme, Refresher Course, Short Term Course, Faculty Development Programmes during 2018-2019	QnM	5	0	0
6.3	Faculty Empowerment Strategies		16	0	0
Criterion VI – Governance, Leadership and Management			16	0	0
Criterion VII – Institutional Values and Best Practices					
7.1	Institutional Values and Social Responsibilities				
7.1.10	Number of specific initiatives to address locational advantages and disadvantages during 2018-2019	QnM	5	0	0
7.1.11	Number of initiatives taken to engage with and contribute to local community during 2018-2019	QnM	5	0	0
7.1	Institutional Values and Social Responsibilities		10	0	0
7.2	Best Practices				
7.2.1	Describe any one best practice followed by the Department / Cell / Body / Committee / Club/Unit	QIM	30	3	90
7.2	Best Practices		30	3	90

7.3	Institutional Distinctiveness				
7.3.1	Describe/Explain the performance the Department in one area distinctive to its Vision, Priority & Thrust	QIM	20	3	60
7.3	Institutional Distinctiveness		20	3	60
Criterion VII – Institutional Values and Best Practices			60	2.5	150
	Criteria-wise Assessment		Weight age (W)	Score	Wtd Grade Point (WGP)
3	Collaboration		97	0.08	8
6	Governance, Leadership & Management		16	0	0
7	Institutional values & Best Practices		60	2.5	150
	Overall:-		173	0.91	158



Department / Cell : Research

Academic and Administrative Audit - 18.10.2019

Strengths and Weaknesses

Strengths :

- **Best Practices**
- **Institutional Distinctiveness**

Weaknesses :

- ✓ **Innovation Ecosystem**
- ✓ **Promotion of Research and Facilities**
- ✓ **Resource Mobilization for Research**
- ✓ **Research Publications and Awards**
- ✓ **Consultancy**
- ✓ **Collaboration**
- ✓ **Faculty Empowerment Strategies**
- ✓ **Institutional Values and Social Responsibilities**





Scott Christian College (Autonomous), Nagercoil - 3

INTERNAL QUALITY ASSURANCE CELL



ACADEMIC & ADMINISTRATIVE AUDIT 2018 – 2019

GRADE

STUDENT WELFARE

B +

Department / Cell : Student Welfare

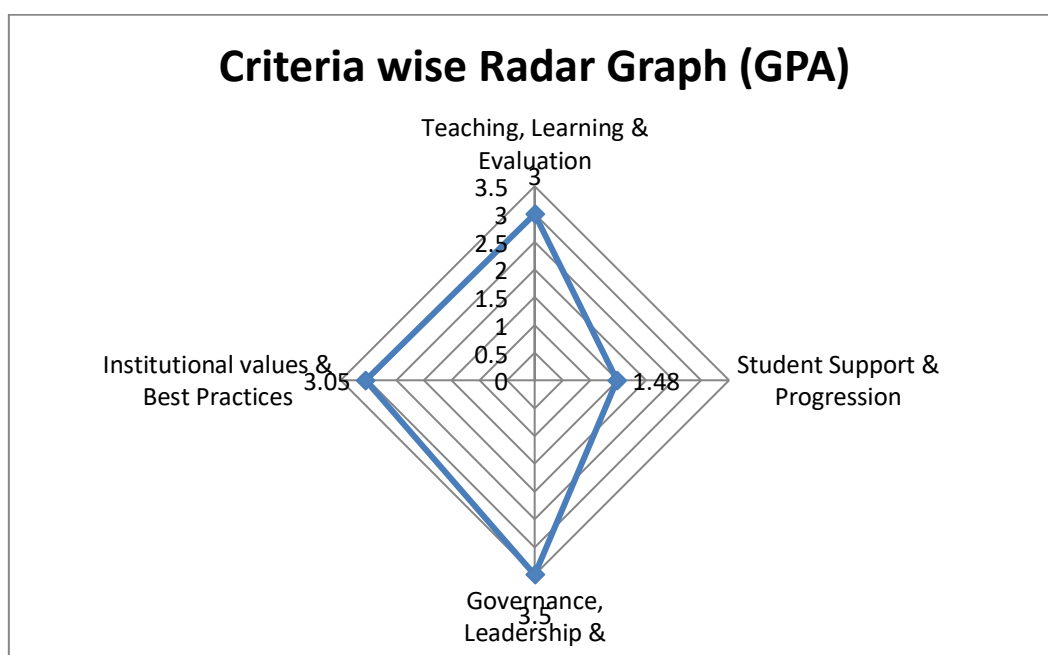
Academic and Administrative Audit - 18.10.2019

No	Criteria	Weightage (W1)	Criterion-wise Weighted Grade Point (CrWGP1)	Grade Point Averages (CrWGP _i /W _i)
1	Curricular Aspects	-	-	-
2	Teaching, Learning & Evaluation	10.00	30.0	3.00
3	Research, Innovation & Extension	-	-	-
4	Infrastructure & Learning resources	-	-	-
5	Student Support & Progression	40	59.0	1.48
6	Governance, Leadership & Management	2.00	7.00	3.50
7	Institutional values & Best Practices	68.00	207.50	3.05
Total		120.00	303.50	2.53
CGPA :		2.53		



Dean IQAC

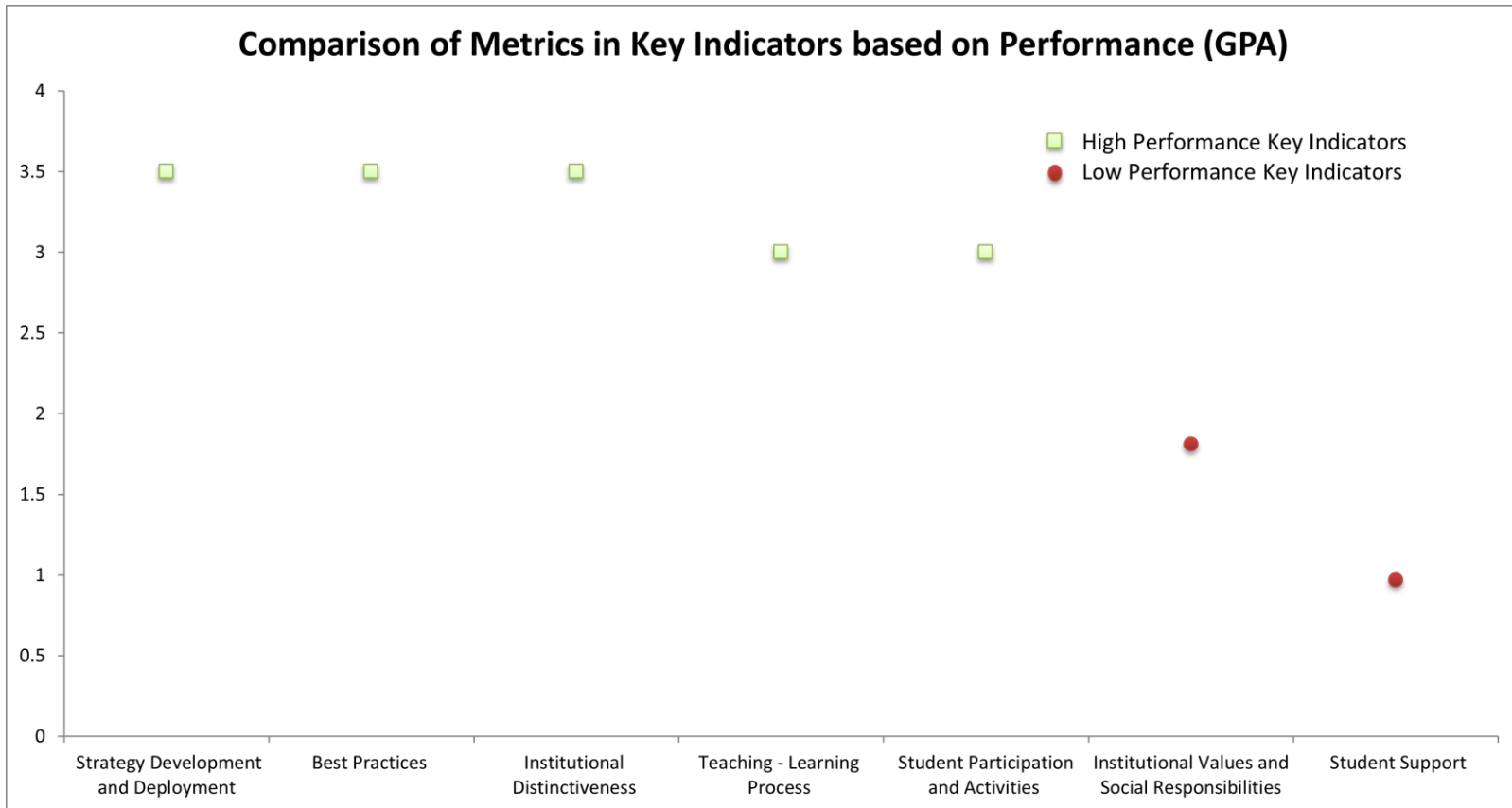
Principal



Department / Cell : Student Welfare

Academic and Administrative Audit - 18.10.2019

No	Criteria and Key Indicators	Key Indicator Weightage (W _i)	Key Indicator Wise Weighted Grade Points (KIWGP) _i	Grade Point Averages (CrWGPI/W _i)
Criterion II – Teaching-Learning and Evaluation				
2.3	Teaching - Learning Process	10	30	3
	Total	10	30.0	3.00
Criterion V - Student Support and Progression				
5.1	Student Support	30	29	0.97
5.3	Student Participation and Activities	10	30	3
	Total	40	59.0	1.48
Criterion VI – Governance, Leadership and Management				
6.2	Strategy Development and Deployment	2	7	3.5
	Total	2	7.0	3.50
Criterion VII – Institutional Values and Best Practices				
7.1	Institutional Values and Social Responsibilities	18	32.5	1.81
7.2	Best Practices	30	105	3.5
7.3	Institutional Distinctiveness	20	70	3.5
	Total	68	207.5	3.05
	Grand Total	120	303.5	2.53





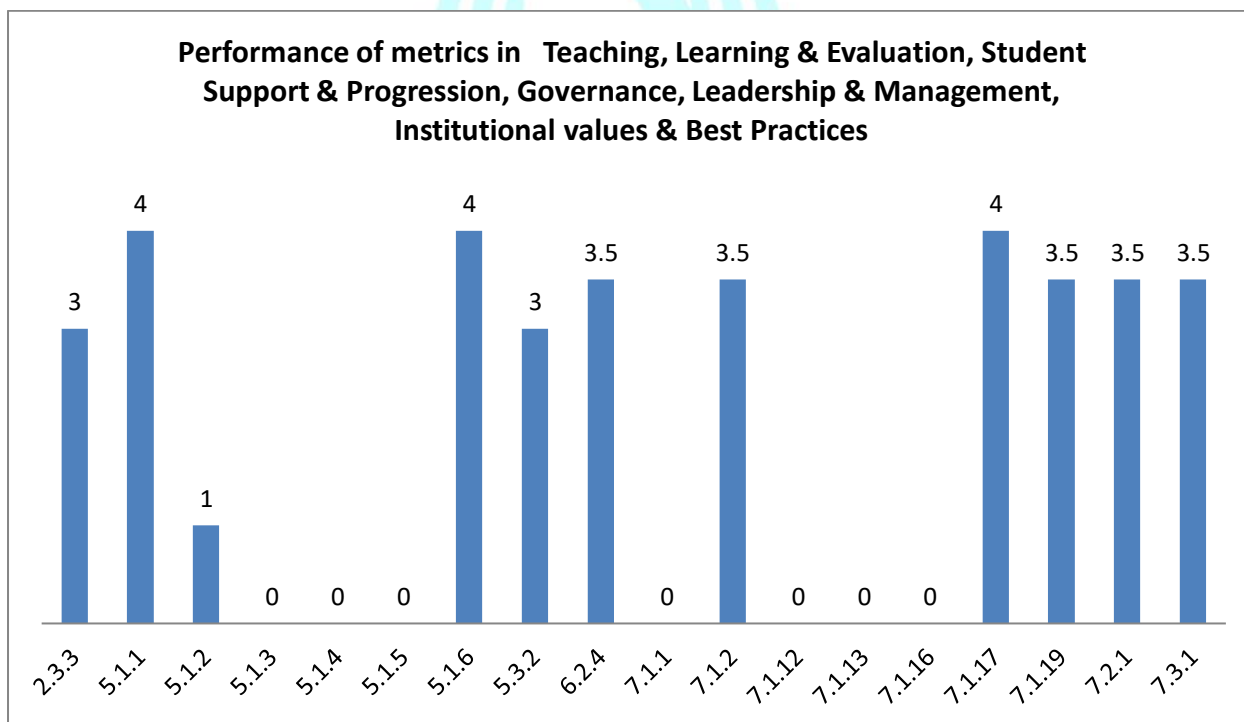
Scott Christian College (Autonomous), Nagercoil - 3
AAA 2018 - 2019 - Assessment Sheet
Student Welfare
Qualitative & Quantitative Metrics



Metric	Parameter	QIM/QnM	Weightage	Score	Wtd. Score
Criterion II – Teaching-Learning and Evaluation					
2.3	Teaching - Learning Process				
2.3.3	Ratio of students to mentor for academic and stress related issues (current year data)	QnM	10	3	30
2.3	Teaching - Learning Process		10	3	30
Criterion II – Teaching-Learning and Evaluation					
	Criterion V - Student Support and Progression		10	3	30
5.1	Student Support				
5.1.1	Average percentage of students benefited by scholarships and freeships provided by the Government during 2018-19	QnM	5	4	20
5.1.2	Average percentage of students benefited by scholarships, freeships, etc. provided by the institution besides government schemes during 2018-19	QnM	5	1	5
5.1.3	Number of capability enhancement and development schemes 1. Guidance for competitive examinations, 2. Career Counselling, 3. Softskill development, 4. Remedial coaching 5. Language lab, 6. Bridge courses 7. Yoga and Meditation 8. Personal Counselling Options: A. 7 or more of the above B. Any 6 of the above V. Any 5 of the above D. Any 4 of the above E. ≤ 3 of the above (Opt one)	QnM	9	0	0
5.1.4	Students benefited by guidance for competitive examinations and career counseling offered by the institution during 2018-2019	QnM	8	0	0
5.1.5	Students benefited by Vocational Education and Training (VET) during 2018-2019	QnM	2	0	0
5.1.6	The institution has a transparent mechanism for timely redressal of student grievances including sexual harassment and ragging cases	QnM	1	4	4
5.1	Student Support		30	0.97	29

5.3	Student Participation and Activities				
5.3.2	Presence of an active Student Council & representation of students on academic & administrative bodies/committees	QIM	10	3	30
5.3	Student Participation and Activities		10	3	30
Criterion V - Student Support and Progression			40	1.48	59
Criterion VI – Governance, Leadership and Management					
6.2	Strategy Development and Deployment				
6.2.4	Minutes of Meetings and action taken reports of Associations /Cells / Bodies / Committees /Clubs etc	QIM	2	3.5	7
6.2	Strategy Development and Deployment		2	3.5	7
Criterion VI – Governance, Leadership and Management			2	3.5	7
Criterion VII – Institutional Values and Best Practices					
7.1	Institutional Values and Social Responsibilities				
7.1.1	Number of gender equity promotion Programmes organized by the department/club/cell/ unit during 2018-2019	QnM	5	0	0
7.1.2	Institution shows gender sensitivity in providing facilities such as: a) Safety and Security b) Counselling c) Common Room	QIM	5	3.5	17.5
7.1.12	Code of conduct handbook exists for students, teachers, governing body, administration and support staff (Yes/No)	QnM	1	0	0
7.1.13	Display of core values in the institution and on its website (Yes/No)	QnM	1	0	0
7.1.16	The institutional functioning is as per professional code of prescribed / suggested by statutory bodies / regulatory authorities for different professions (Yes/No)	QnM	2	0	0
7.1.17	Number of activities conducted for promotion of universal values (Truth, Righteous conduct, Love, Non-Violence and peace); national values, human values, national integration, communal harmony and social cohesion as well as for observance of fundamental duties during 2018-2019	QnM	2	4	8
7.1.19	Describe the maintenance of transparency in Financial, Academic, Administrative & Auxiliary functions	QIM	2	3.5	7
7.1	Institutional Values and Social Responsibilities		18	1.81	32.5

7.2	Best Practices				
7.2.1	Describe any one best practice followed by the Department / Cell / Body / Committee / Club/Unit	QIM	30	3.5	105
7.2	Best Practices		30	3.5	105
7.3	Institutional Distinctiveness				
7.3.1	Describe/Explain the performance the Department in one area distinctive to its Vision, Priority & Thrust	QIM	20	3.5	70
7.3	Institutional Distinctiveness		20	3.5	70
Criterion VII – Institutional Values and Best Practices			68	3.05	207.5
	Criteria-wise Assessment		Weightage (W)	Score	Wtd Grade Point (WGP)
2	Teaching, Learning & Evaluation		10	3	30
5	Student Support & Progression		40	1.48	59
6	Governance, Leadership & Management		2	3.5	7
7	Institutional values & Best Practices		68	3.05	207.5
Overall:-			120	2.53	303.5



Department / Cell : Student Welfare

Academic and Administrative Audit - 18.10.2019

Strengths and Weaknesses

Strengths :

- **Strategy Development and Deployment**
- **Best Practices**
- **Institutional Distinctiveness**
- **Teaching - Learning Process**
- **Student Participation and Activities**

Weaknesses :

- ✓ **Institutional Values and Social Responsibilities**
- ✓ **Student Support**





ACADEMIC & ADMINISTRATIVE AUDIT 2018 – 2019

GRADE

BURSAR

B

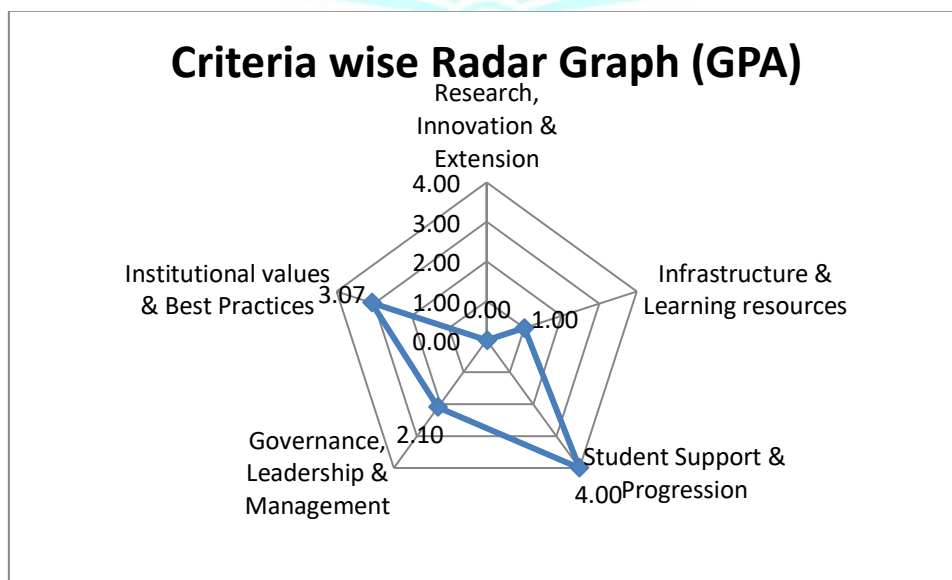
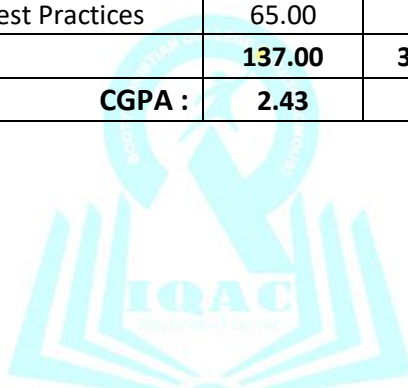
Department / Cell : Bursar

Academic and Administrative Audit - 18.10.2019

No	Criteria	Weightage (W1)	Criterion-wise Weighted Grade Point (CrWGP1)	Grade Point Averages (CrWGP _i /W _i)
1	Curricular Aspects	-	-	-
2	Teaching, Learning & Evaluation	-	-	-
3	Research, Innovation & Extension	7.00	0.0	0.00
4	Infrastructure & Learning resources	20.00	20.0	1.00
5	Student Support & Progression	10.00	40.0	4.00
6	Governance, Leadership & Management	35.00	73.5	2.10
7	Institutional values & Best Practices	65.00	199.5	3.07
Total		137.00	333.00	2.43
CGPA :		2.43		

Dean IQAC

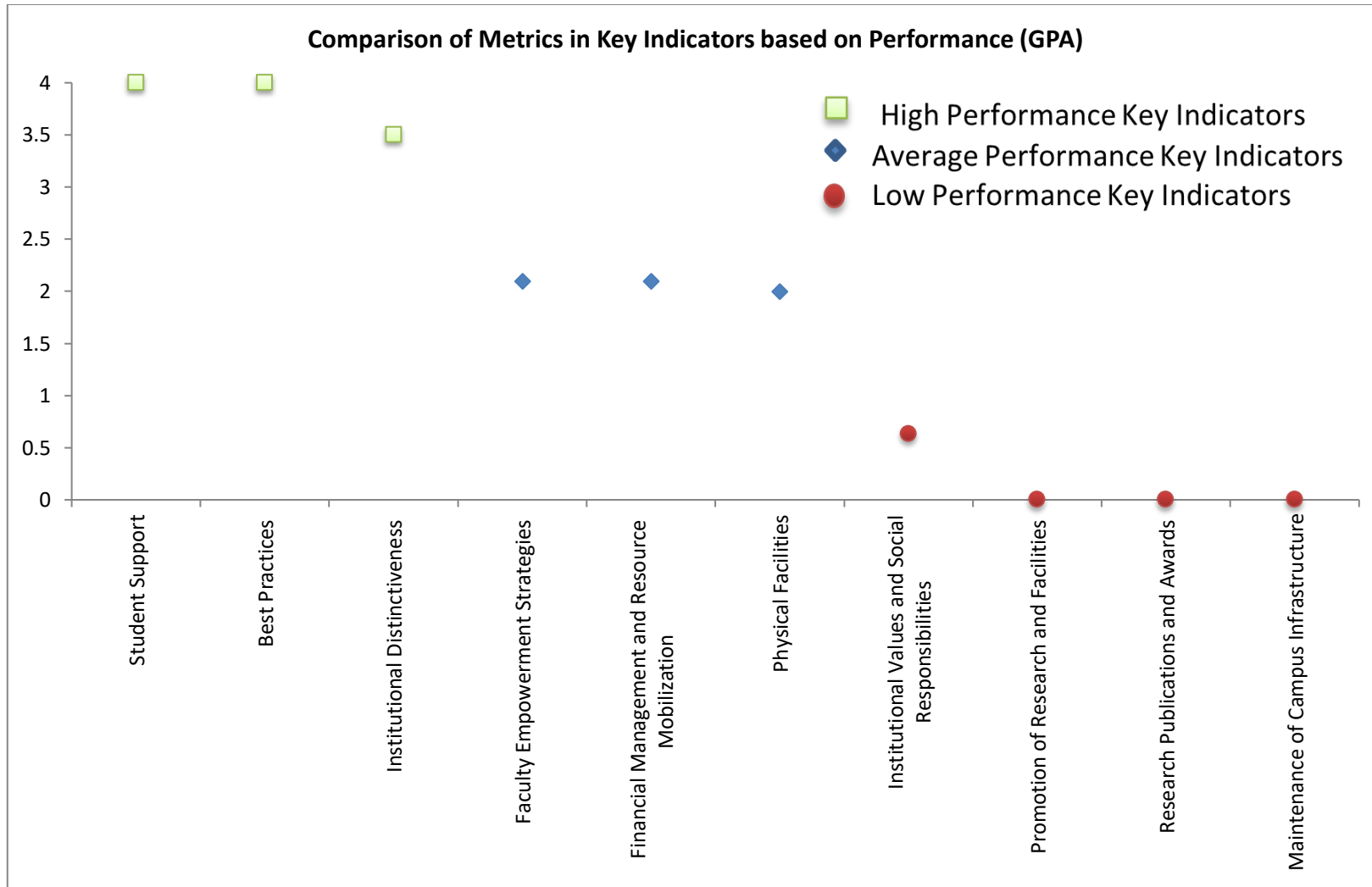
Principal



Department / Cell : Bursar

Academic and Administrative Audit - 18.10.2019

No	Criteria and Key Indicators	Key Indicator Weightage (W _i)	Key Indicator Wise Weighted Grade Points (KIWGP) _i	Grade Point Averages (CrWGP _i /W _i)
Criterion III – Research, Innovations and Extension				
3.1	Promotion of Research and Facilities	6	0	0
3.4	Research Publications and Awards	1	0	0
	Total	7	0.0	0.00
Criterion IV – Infrastructure and Learning Resources				
4.1	Physical Facilities	10	20	2
4.4	Maintenance of Campus Infrastructure	10	0	0
	Total	20	20.0	1.00
Criterion V - Student Support and Progression				
5.1	Student Support	10	40	4
	Total	10	40.0	4.00
Criterion VI – Governance, Leadership and Management				
6.3	Faculty Empowerment Strategies	15	31.5	2.1
6.4	Financial Management and Resource Mobilization	20	42	2.1
	Total	35	73.5	2.10
Criterion VII – Institutional Values and Best Practices				
7.1	Institutional Values and Social Responsibilities	15	9.5	0.63
7.2	Best Practices	30	120	4
7.3	Institutional Distinctiveness	20	70	3.5
	Total	65	199.5	3.07
	Grand Total	137	333.0	2.43





Scott Christian College (Autonomous), Nagercoil - 3

AAA 2018 - 2019 - Assessment Sheet

Bursar

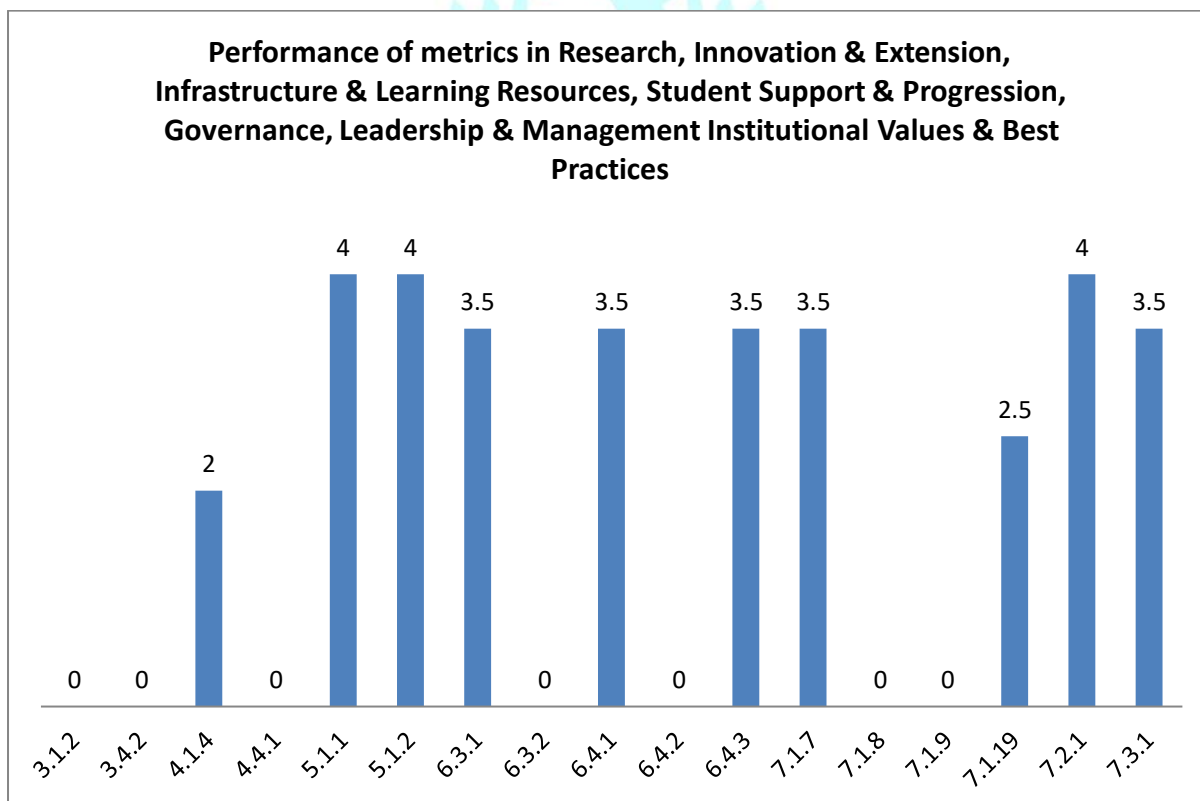
Qualitative & Quantitative Metrics



Metric	Parameter	QIM/ QnM	Weight age	Score	Wtd. Score
Criterion III – Research, Innovations and Extension					
3.1	Promotion of Research and Facilities				
3.1.2	The institution provides seed money to its teachers for research	QnM	6	0	0
3.1	Promotion of Research and Facilities		6	0	0
3.4	Research Publications and Awards				
3.4.2	The institution provides incentives to teachers who receive state, national and international recognition/awards	QnM	1	0	0
3.4	Research Publications and Awards		1	0	0
Criterion III – Research, Innovations and Extension			7	0	0
Criterion IV – Infrastructure and Learning Resources					
4.1	Physical Facilities				
4.1.4	Average percentage of budget allocation, excluding salary for infrastructure augmentation during	QnM	10	2	20
4.1	Physical Facilities		10	2	20
4.4	Maintenance of Campus Infrastructure				
4.4.1	Average expenditure incurred on maintenance of physical facilities and academic support facilities excluding salary component, as a percentage during	QnM	10	0	0
4.4	Maintenance of Campus Infrastructure		10	0	0
Criterion IV – Infrastructure and Learning Resources			20	1	20
Criterion V - Student Support and Progression					
5.1	Student Support				
5.1.1	Students benefited by scholarships and freeships provided by the Government during 2018 -19	QnM	5	4	20

5.1.2	Students benefited by scholarships, freeships, etc. provided by the institution besides government schemes during 2018-2019	QnM	5	4	20
5.1	Student Support		10	4	40
Criterion V - Student Support and Progression			10	4	40
Criterion VI – Governance, Leadership and Management					
6.3	Faculty Empowerment Strategies				
6.3.1	Welfare measures for staff	QIM	9	3.5	31.5
6.3.2	Teachers provided with financial support to attend conferences / workshops and towards membership fee of professional bodies during 2018-2019	QnM	6	0	0
6.3	Faculty Empowerment Strategies		15	2.1	31.5
6.4	Financial Management and Resource Mobilization				
6.4.1	Institution conducts internal and external financial audits regularly	QIM	4	3.5	14
6.4.2	Funds / Grants received from non-government bodies, individuals, philanthropers during 2018-19	QnM	8	0	0
6.4.3	Institutional strategies for mobilisation of funds and the optimal utilisation of resources	QIM	8	3.5	28
6.4	Financial Management and Resource Mobilization		20	2.1	42
Criterion VI – Governance, Leadership and Management			35	2.1	73.5
Criterion VII – Institutional Values and Best Practices					
7.1	Institutional Values and Social Responsibilities				
7.1.7	Green Practices : 1. Students, staff using a) Bicycles b) Public Transport c) Pedestrian Friendly Roads 2. Plastic free campus 3. Paperless office 4. Green landscaping with trees and plants	QIM	2	3.5	7
7.1.8	Expenditure on green initiatives and waste management excluding salary component during 2018-2019	QnM	2	0	0
7.1.9	Differently abled (Divyangjan) friendliness. Resources available in the institution 1. Physical facilities 2. Provision for lift 3. Ramp / Rails 4. Braille Software/facilities 5. Rest Rooms designated 6. Scribes for examination 7. Special skill development for differently abled students 8. Any other similar facility (Specify)	QnM	10	0	0
7.1.19	Describe the maintenance of transparency in Financial, Academic, Administrative & Auxiliary functions (in 500 words)	QIM	1	2.5	2.5
7.1	Institutional Values and Social Responsibilities		15	0.63	9.5

7.2	Best Practices				
7.2.1	Describe any one best practice followed by the Department / Cell / Body / Committee / Club/Unit	QIM	30	4	120
7.2	Best Practices		30	4	120
7.3	Institutional Distinctiveness				
7.3.1	Describe/Explain the performance the Department in one area distinctive to its Vision, Priority & Thrust	QIM	20	3.5	70
7.3	Institutional Distinctiveness		20	3.5	70
Criterion VII – Institutional Values and Best Practices			65	3.07	199.5
Criteria-wise Assessment					
			Weight age (W)	Score	Wtd Grade Point (WGP)
3	Research, Innovation & Extension		7.00	0.00	0.00
4	Infrastructure & Learning resources		20.00	1.00	20.00
5	Student Support & Progression		10.00	4.00	40.00
6	Governance, Leadership & Management		35.00	2.10	73.50
7	Institutional values & Best Practices		65.00	3.07	199.50
Overall:-			137.00	2.43	333.00



Department / Cell : Bursar

Academic and Administrative Audit - 18.10.2019

Strengths and Weaknesses

Strengths :

- Student Support
- Best Practices
- Institutional Distinctiveness

Weaknesses :

- ✓ Institutional Values and Social Responsibilities
- ✓ Promotion of Research and Facilities
- ✓ Research Publications and Awards
- ✓ Maintenance of Campus Infrastructure





Scott Christian College (Autonomous), Nagercoil - 3

INTERNAL QUALITY ASSURANCE CELL



ACADEMIC & ADMINISTRATIVE AUDIT 2018 – 2019

GRADE

NCC - ARMY



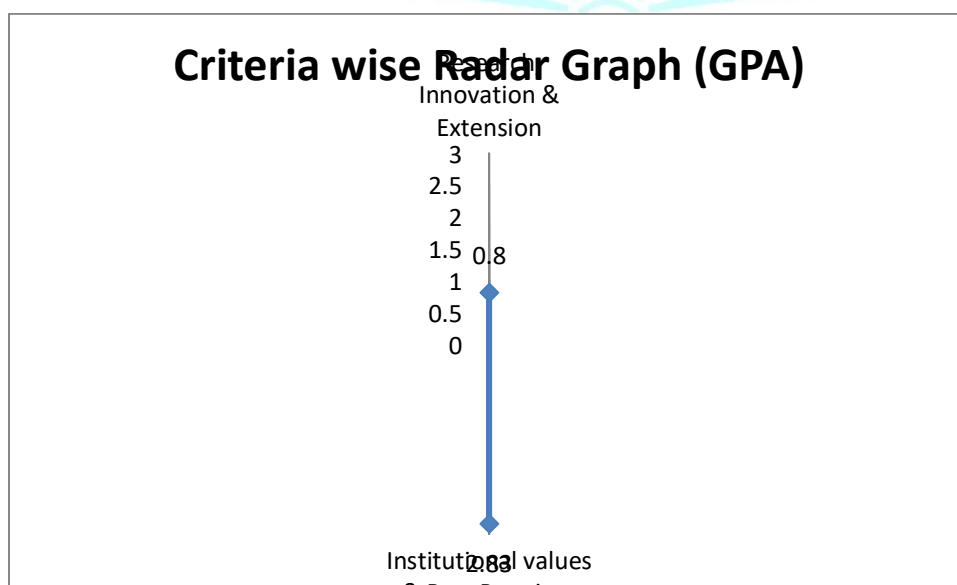
Department / Cell : NCC - Army

Academic and Administrative Audit - 18.10.2019

No	Criteria	Weightage (W1)	Criterion-wise Weighted Grade Point (CrWGP1)	Grade Point Averages (CrWGP _i /W _i)
1	Curricular Aspects	-	-	-
2	Teaching, Learning & Evaluation	-	-	-
3	Research, Innovation & Extension	50.00	40.0	0.80
4	Infrastructure & Learning resources	-	-	-
5	Student Support & Progression	-	-	-
6	Governance, Leadership & Management	-	-	-
7	Institutional values & Best Practices	54.00	153.00	2.83
Total		104.00	193.00	1.86
CGPA :		1.86		

Dean IQAC

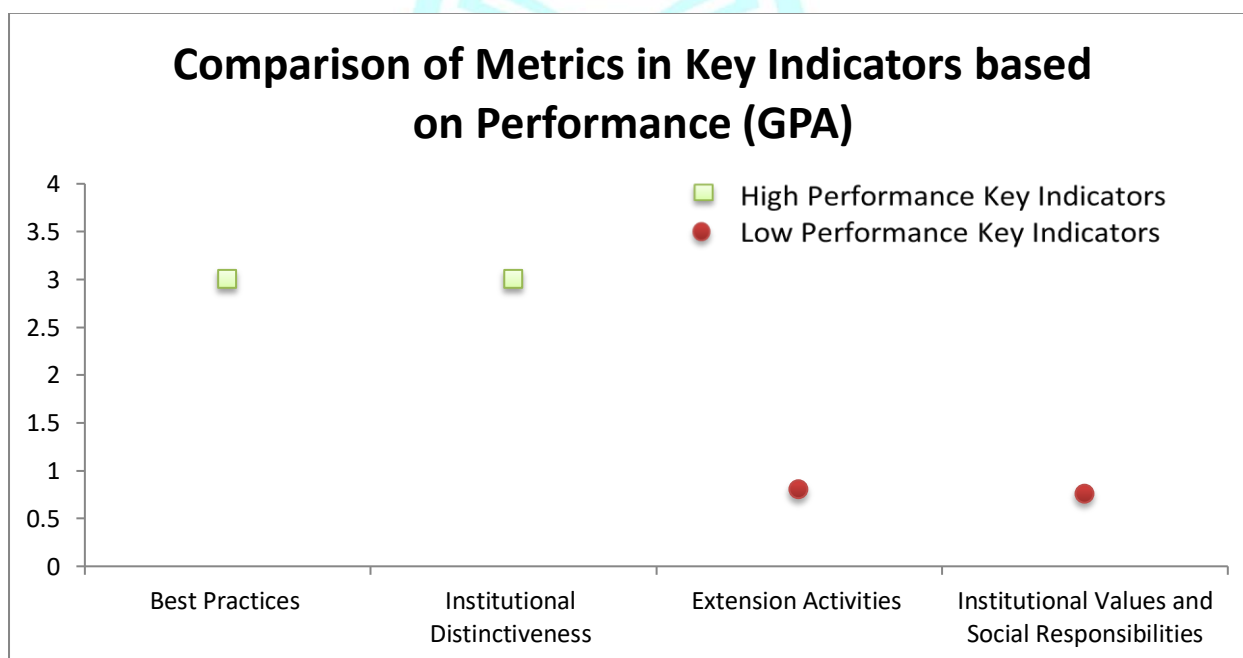
Principal



Department / Cell : NCC - Army

Academic and Administrative Audit - 18.10.2019

No	Criteria and Key Indicators	Key Indicator Weightage (W _i)	Key Indicator Wise Weighted Grade Points (KIWGP) _i	Grade Point Averages (CrWGPI/W _i)
Criterion III – Research, Innovations and Extension				
3.6	Extension Activities	50	40	0.8
	Total	50	40.0	0.80
Criterion VII – Institutional Values and Best Practices				
7.1	Institutional Values and Social Responsibilities	4	3	0.75
7.2	Best Practices	30	90	3
7.3	Institutional Distinctiveness	20	60	3
	Total	54	153.0	2.83
	Grand Total	104	193.0	1.86





Scott Christian College (Autonomous), Nagercoil

AAA 2018 - 2019 - Assessment Sheet

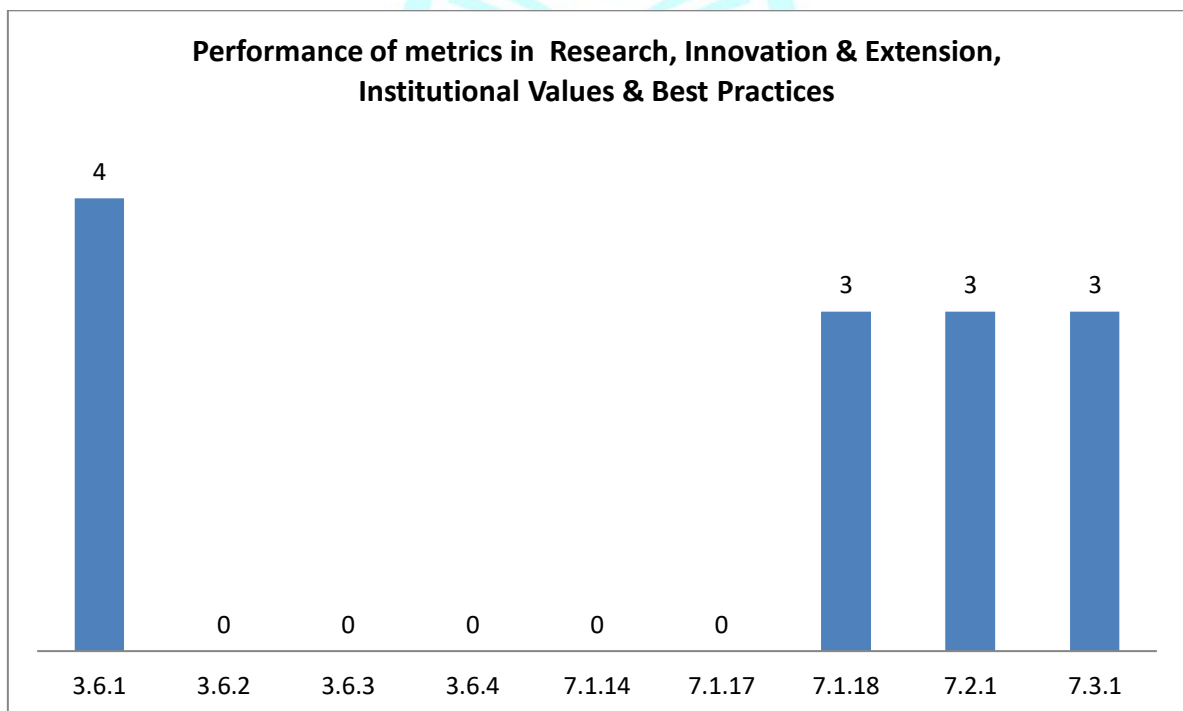
NCC-Army



Qualitative & Quantitative Metrics

Metric	Parameter	QIM/QnM	Weightage	Score	Wtd. Score
Criterion III – Research, Innovations and Extension					
3.6	Extension Activities				
3.6.1	What are the Extension activities in the neighborhood community in terms of impact and sensitizing students to social issues and holistic development during 2018-2019?	QIM	10	4	40
3.6.2	Number of awards and recognition received for extension activities from Government /recognized bodies during 2018 - 19	QnM	15	0	0
3.6.3	Number of extension and outreach Programmes conducted in collaboration with industry, community and Non- Government Organizations through NSS/NCC/Red cross/YRC etc., during 2018-2019	QnM	15	0	0
3.6.4	Students participating in extension activities with Government Organizations, Non- Government Organizations and Programmes such as Swachh Bharat, Aids Awareness, Gender Issue, etc. during 2018-2019	QnM	10	0	0
3.6	Extension Activities		50	0.8	40
Criterion III – Research, Innovations and Extension			50	0.8	40
Criterion VII – Institutional Values and Best Practices					
7.1	Institutional Values and Social Responsibilities				
7.1.14	The Department plans and organizes appropriate activities to increase consciousness about national identities and symbols; Fundamental Duties and Rights of Indian citizens and other constitutional obligations (Yes/No)	QnM	1	0	0
7.1.17	Number of activities conducted for promotion of universal values (Truth, Righteous conduct, Love, Non-Violence and peace); national values, human values, national integration, communal harmony and social cohesion as well as for observance of fundamental duties during 2018-2019	QnM	2	0	0

7.1.18	Institution organizes national festivals and birth / death anniversaries of the great Indian personalities.	QIM	1	3	3
7.1	Institutional Values and Social Responsibilities		4	0.75	3
7.2	Best Practices				
7.2.1	Describe any one best practice followed by the Department / Cell / Body / Committee / Club/Unit	QIM	30	3	90
7.2	Best Practices		30	3	90
7.3	Institutional Distinctiveness				
7.3.1	Describe/Explain the performance the Department in one area distinctive to its Vision, Priority & Thrust	QIM	20	3	60
7.3	Institutional Distinctiveness		20	3	60
Criterion VII – Institutional Values and Best Practices			54	2.83	153
Criteria-wise Assessment			Weight age (W)	Score	Wtd Grade Point (WGP)
3	Research, Innovation & Extension		50	0.8	40
7	Institutional values & Best Practices		54	2.83	153
Overall:-			104	1.86	193



Department / Cell : NCC - Army

Academic and Administrative Audit - 18.10.2019

Strengths and Weaknesses

Strengths :

- Best Practices
- Institutional Distinctiveness

Weaknesses :

- ✓ Extension Activities
- ✓ Institutional Values and Social Responsibilities





Scott Christian College (Autonomous), Nagercoil - 3
INTERNAL QUALITY ASSURANCE CELL



ACADEMIC & ADMINISTRATIVE AUDIT 2018 – 2019

GRADE


NCC - NAVY

B + +

Department / Cell : NCC - Navy

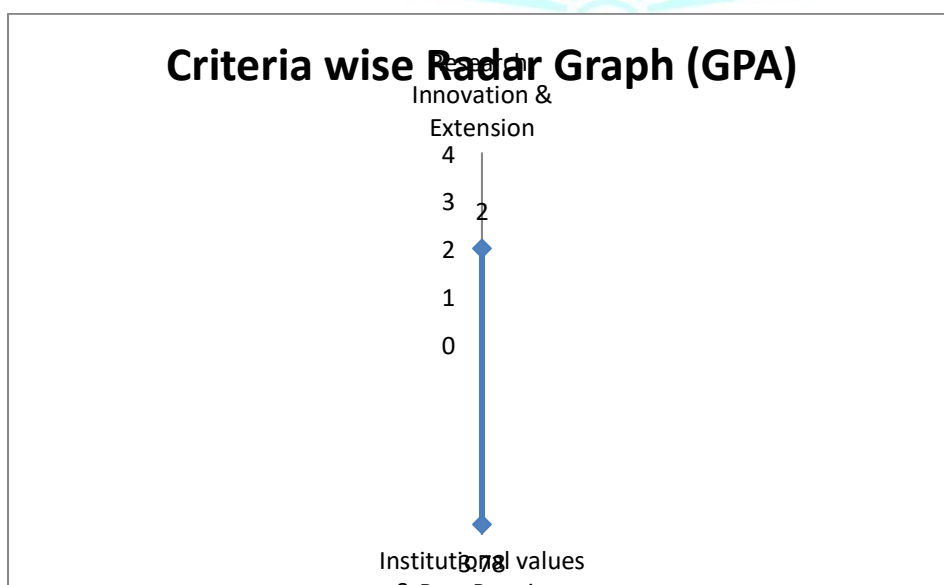
Academic and Administrative Audit - 18.10.2019

No	Criteria	Weightage (W1)	Criterion-wise Weighted Grade Point (CrWGP1)	Grade Point Averages (CrWGP _i /W _i)
1	Curricular Aspects	-	-	-
2	Teaching, Learning & Evaluation	-	-	-
3	Research, Innovation & Extension	50.00	100.0	4.00
4	Infrastructure & Learning resources	-	-	-
5	Student Support & Progression	-	-	-
6	Governance, Leadership & Management	-	-	-
7	Institutional values & Best Practices	54.00	204.00	3.78
Total		104.00	304.00	2.92
CGPA :		2.92		



Dean IQAC

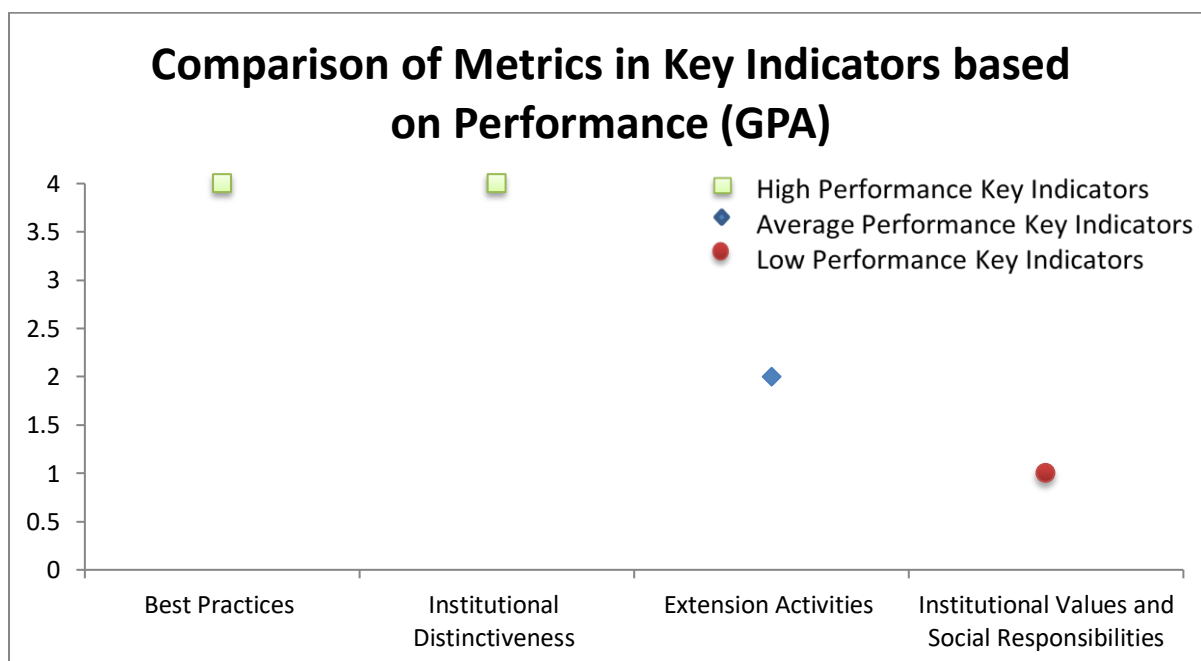
Principal



Department / Cell : NCC - Navy

Academic and Administrative Audit - 18.10.2019

No	Criteria and Key Indicators	Key Indicator Weightage (W _i)	Key Indicator Wise Weighted Grade Points (KIWGP) _i	Grade Point Averages (CrWGPI/Wi)
Criterion III – Research, Innovations and Extension				
3.6	Extension Activities	50	100	2
	Total	50	100.0	2.00
Criterion VII – Institutional Values and Best Practices				
7.1	Institutional Values and Social Responsibilities	4	4	1
7.2	Best Practices	30	120	4
7.3	Institutional Distinctiveness	20	80	4
	Total	54	204.0	3.78
	Grand Total	104	304.0	2.92

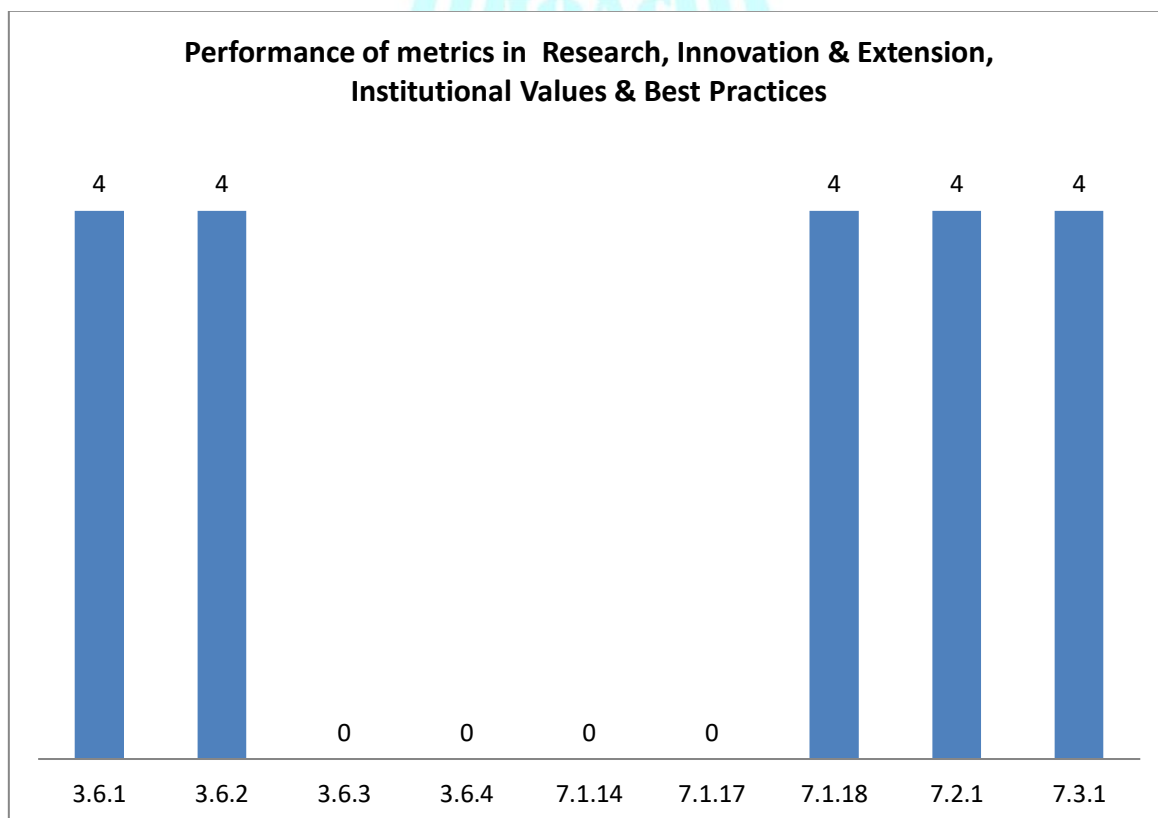




NCC-Navy
Qualitative & Quantitative Metrics

Metric	Parameter	QIM/ QnM	Weight age	Score	Wtd. Score
Criterion III – Research, Innovations and Extension					
3.6	Extension Activities				
3.6.1	What are the Extension activities in the neighborhood community in terms of impact and sensitizing students to social issues and holistic development during 2018-2019?	QIM	10	4	40
3.6.2	Number of awards and recognition received for extension activities from Government /recognized bodies during 2018 - 19	QnM	15	4	60
3.6.3	Number of extension and outreach Programmes conducted in collaboration with industry, community and Non- Government Organizations through NSS/NCC/Red cross/YRC etc., during 2018-2019	QnM	15	0	0
3.6.4	Students participating in extension activities with Government Organizations, Non-Government Organizations and Programmes such as Swachh Bharat, Aids Awareness, Gender Issue, etc. during 2018-2019	QnM	10	0	0
3.6	Extension Activities		50	2	100
Criterion III – Research, Innovations and Extension			50	2	100
Criterion VII – Institutional Values and Best Practices					
7.1	Institutional Values and Social Responsibilities				
7.1.14	The Department plans and organizes appropriate activities to increase consciousness about national identities and symbols; Fundamental Duties and Rights of Indian citizens and other constitutional obligations (Yes/No)	QnM	1	0	0
7.1.17	Number of activities conducted for promotion of universal values (Truth, Righteous conduct, Love, Non-Violence and peace); national values, human values, national integration, communal harmony and social cohesion as well as for observance of fundamental duties during 2018-2019	QnM	2	0	0

7.1.18	Institution organizes national festivals and birth / death anniversaries of the great Indian personalities.	QIM	1	4	4
7.1	Institutional Values and Social Responsibilities		4	1	4
7.2	Best Practices				
7.2.1	Describe any one best practice followed by the Department / Cell / Body / Committee / Club/Unit	QIM	30	4	120
7.2	Best Practices		30	4	120
7.3	Institutional Distinctiveness				
7.3.1	Describe/Explain the performance the Department in one area distinctive to its Vision, Priority & Thrust	QIM	20	4	80
7.3	Institutional Distinctiveness		20	4	80
Criterion VII – Institutional Values and Best Practices			54	3.78	204
	Criteria-wise Assessment		Weight age (W)	Score	Wtd Grade Point (WGP)
3	Research, Innovation & Extension		50	2	100
7	Institutional values & Best Practices		54	3.78	204
	Overall:-		104	2.92	304



Department / Cell : NCC - Navy

Academic and Administrative Audit - 18.10.2019

Strengths and Weaknesses

Strengths :

- Best Practices
- Institutional Distinctiveness

Weaknesses :

- ✓ Institutional Values and Social Responsibilities





Scott Christian College (Autonomous), Nagercoil - 3
INTERNAL QUALITY ASSURANCE CELL



ACADEMIC & ADMINISTRATIVE AUDIT 2018 – 2019

GRADE

NSS - 90

B +

Department / Cell : NSS - 90

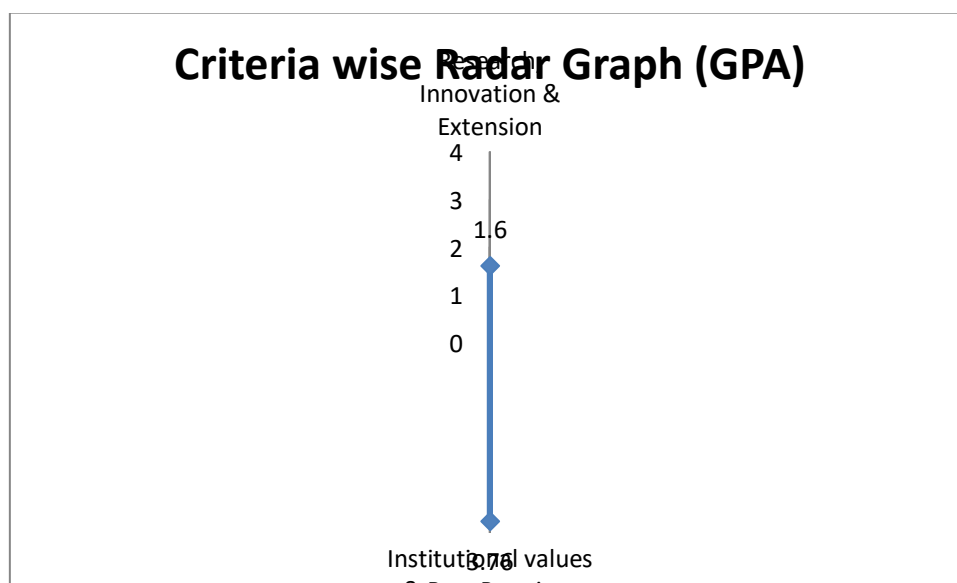
Academic and Administrative Audit - 18.10.2019

No	Criteria	Weightage (W1)	Criterion-wise Weighted Grade Point (CrWGP1)	Grade Point Averages (CrWGP _i /W _i)
1	Curricular Aspects	-	-	-
2	Teaching, Learning & Evaluation	-	-	-
3	Research, Innovation & Extension	50.00	80.0	3.00
4	Infrastructure & Learning resources	-	-	-
5	Student Support & Progression	-	-	-
6	Governance, Leadership & Management	-	-	-
7	Institutional values & Best Practices	54.00	203.00	3.76
Total		104.00	283.00	2.72
CGPA :		2.72		

Dean IQAC

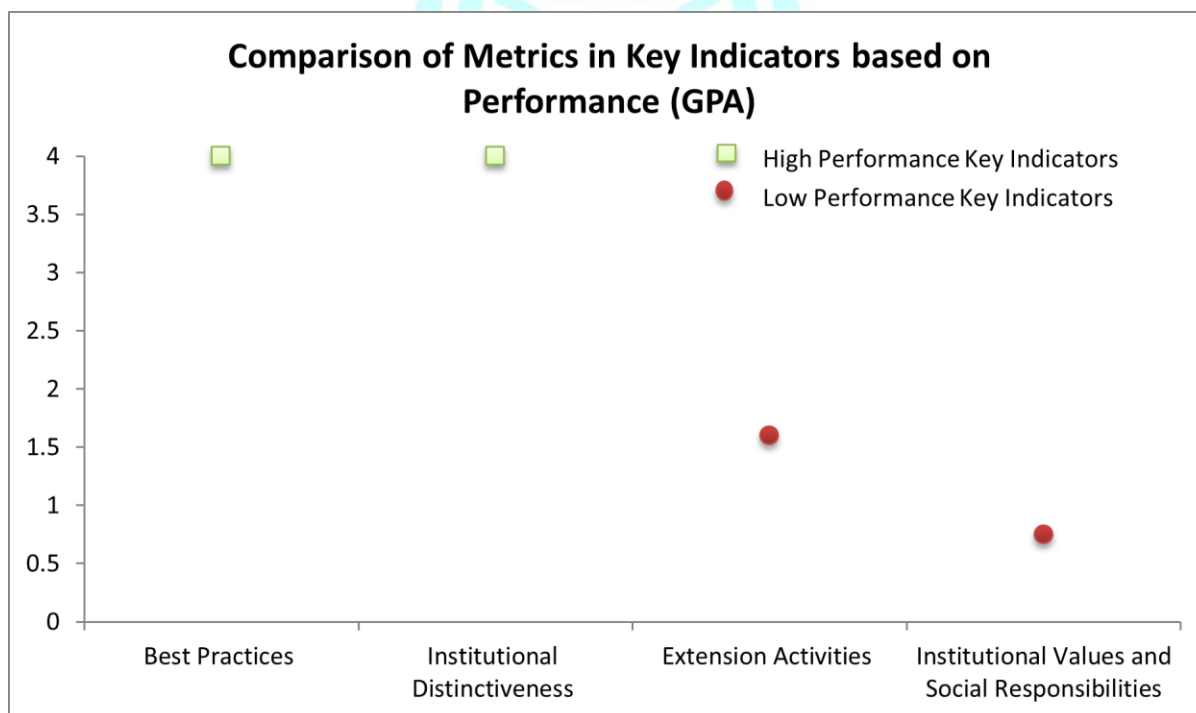


Principal



Academic and Administrative Audit - 18.10.2019

No	Criteria and Key Indicators	Key Indicator Weightage (W _i)	Key Indicator Wise Weighted Grade Points (KIWGP) _i	Grade Point Averages (CrWGPI/W _i)
Criterion III – Research, Innovations and Extension				
3.6	Extension Activities	50	80	1.6
	Total	50	80.0	1.60
Criterion VII – Institutional Values and Best Practices				
7.1	Institutional Values and Social Responsibilities	4	3	0.75
7.2	Best Practices	30	120	4
7.3	Institutional Distinctiveness	20	80	4
	Total	54	203.0	3.76
	Grand Total	104	283.0	2.72





Scott Christian College (Autonomous), Nagercoil - 3

AAA 2018 - 2019 - Assessment Sheet

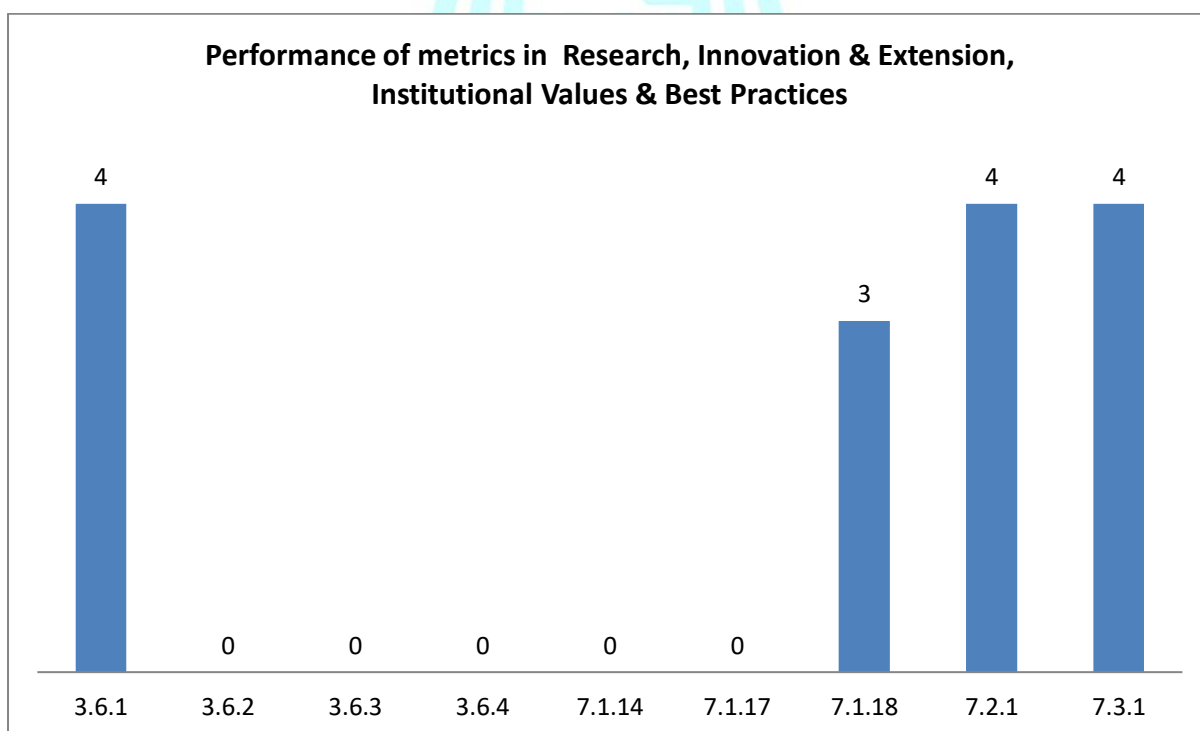
NSS-90



Qualitative & Quantitative Metrics

Metric	Parameter	QIM/ QnM	Weight age	Score	Wtd. Score
Criterion III – Research, Innovations and Extension					
3.6	Extension Activities				
3.6.1	What are the Extension activities in the neighborhood community in terms of impact and sensitizing students to social issues and holistic development during 2018-2019?	QIM	10	4	10
3.6.2	Number of awards and recognition received for extension activities from Government /recognized bodies during 2018 - 19	QnM	15	0	15
3.6.3	Number of extension and outreach Programmes conducted in collaboration with industry, community and Non- Government Organizations through NSS/NCC/Red cross/YRC etc., during 2018-2019	QnM	15	0	15
3.6.4	Students participating in extension activities with Government Organizations, Non-Government Organizations and Programmes such as Swachh Bharat, Aids Awareness, Gender Issue, etc. during 2018-2019	QnM	10	0	40
3.6	Extension Activities		50	1.6	80
Criterion III – Research, Innovations and Extension			50	1.6	80
Criterion VII – Institutional Values and Best Practices					
7.1	Institutional Values and Social Responsibilities				
7.1.14	The Department plans and organizes appropriate activities to increase consciousness about national identities and symbols; Fundamental Duties and Rights of Indian citizens and other constitutional obligations (Yes/No)	QnM	1	0	0
7.1.17	Number of activities conducted for promotion of universal values (Truth, Righteous conduct, Love, Non-Violence and peace); national values, human values, national integration, communal harmony and social cohesion as well as for observance of fundamental duties during 2018-2019	QnM	2	0	0

7.1.18	Institution organizes national festivals and birth / death anniversaries of the great Indian personalities.	QIM	1	3	3
7.1	Institutional Values and Social Responsibilities		4	0.75	3
7.2	Best Practices				
7.2.1	Describe any one best practice followed by the Department / Cell / Body / Committee / Club/Unit	QIM	30	4	120
7.2	Best Practices		30	4	120
7.3	Institutional Distinctiveness				
7.3.1	Describe/Explain the performance the Department in one area distinctive to its Vision, Priority & Thrust	QIM	20	4	80
7.3	Institutional Distinctiveness		20	4	80
Criterion VII – Institutional Values and Best Practices			54	3.76	203
Criteria-wise Assessment			Weight age (W)	Score	Wtd Grade Point (WGP)
3	Research, Innovation & Extension		50	1.6	80
7	Institutional values & Best Practices		54	3.76	203
Overall:-			104	2.72	283



Department / Cell : NSS - 90

Academic and Administrative Audit - 18.10.2019

Strengths and Weaknesses

Strengths :

- Best Practices
- Institutional Distinctiveness

Weaknesses :

- ✓ Institutional Values and Social Responsibilities





Scott Christian College (Autonomous), Nagercoil - 3
INTERNAL QUALITY ASSURANCE CELL



ACADEMIC & ADMINISTRATIVE AUDIT 2018 – 2019

GRADE

NSS - 91

B +

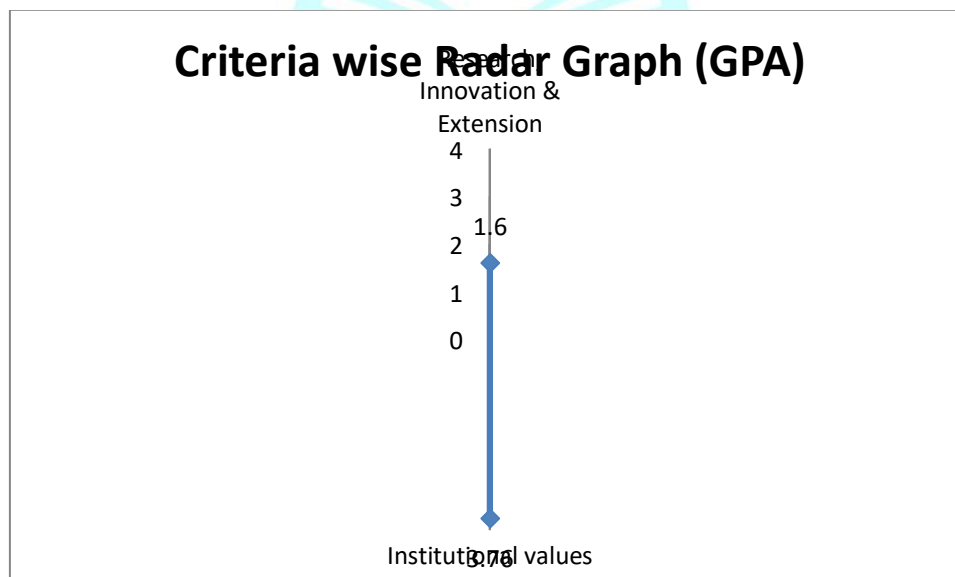
Department / Cell : NSS - 91

Academic and Administrative Audit - 18.10.2019

No	Criteria	Weightage (W1)	Criterion-wise Weighted Grade Point (CrWGP1)	Grade Point Averages (CrWGP _i /W _i)
1	Curricular Aspects	-	-	-
2	Teaching, Learning & Evaluation	-	-	-
3	Research, Innovation & Extension	50.00	80.0	1.60
4	Infrastructure & Learning resources	-	-	-
5	Student Support & Progression	-	-	-
6	Governance, Leadership & Management	-	-	-
7	Institutional values & Best Practices	54.00	203.00	3.76
Total		104.00	283.00	2.72
CGPA :		2.72		

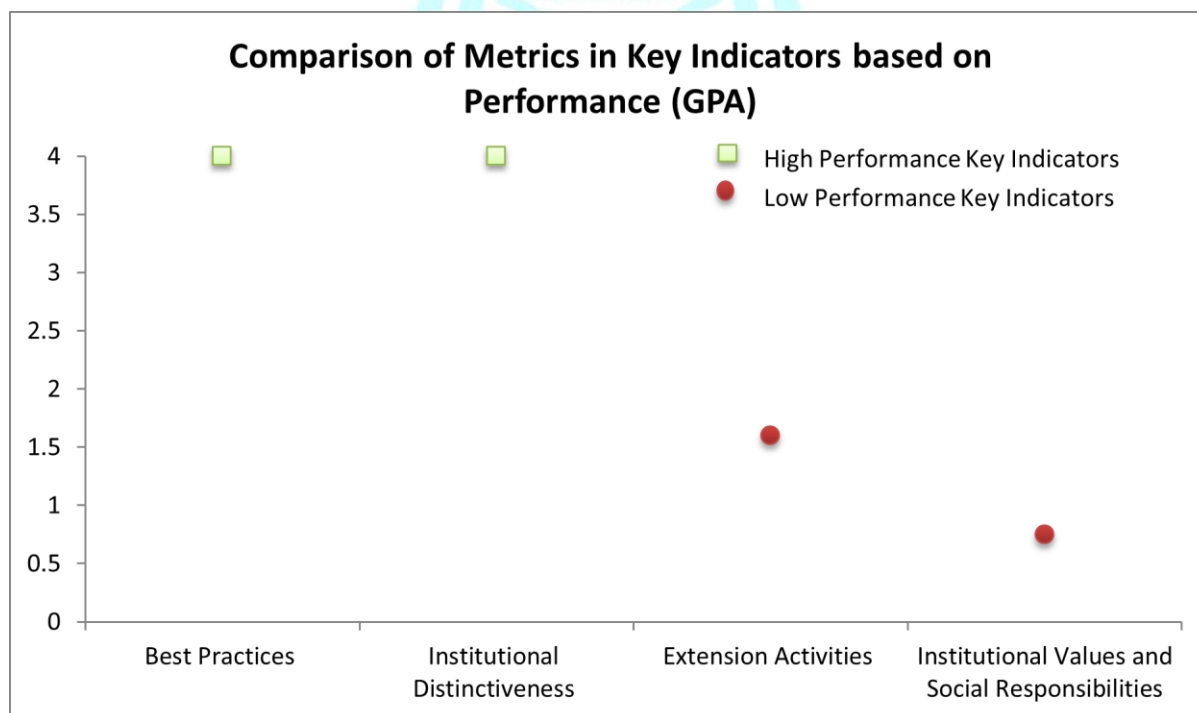
Dean IQAC

Principal



Academic and Administrative Audit - 18.10.2019

No	Criteria and Key Indicators	Key Indicator Weightage (W _i)	Key Indicator Wise Weighted Grade Points (KIWGP) _i	Grade Point Averages (CrWGPI/W _i)
Criterion III – Research, Innovations and Extension				
3.6	Extension Activities	50	80	1.6
	Total	50	80.0	1.60
Criterion VII – Institutional Values and Best Practices				
7.1	Institutional Values and Social Responsibilities	4	3	0.75
7.2	Best Practices	30	120	4
7.3	Institutional Distinctiveness	20	80	4
	Total	54	203.0	3.76
	Grand Total	104	283.0	2.72





Scott Christian College (Autonomous), Nagercoil - 3

AAA 2018 - 2019 - Assessment Sheet

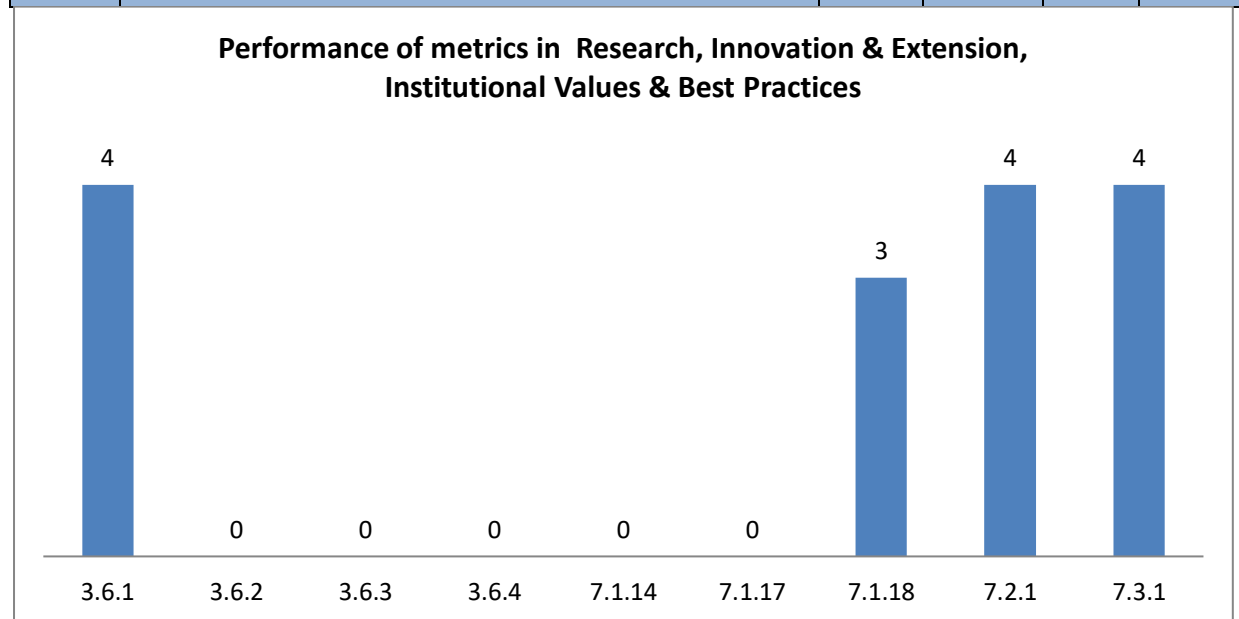


NSS-91

Qualitative & Quantitative Metrics

Metric	Parameter	QIM/ QnM	Weight age	Score	Wtd. Score
Criterion III – Research, Innovations and Extension					
3.6	Extension Activities				
3.6.1	What are the Extension activities in the neighborhood community in terms of impact and sensitizing students to social issues and holistic development during 2018-2019?	QIM	10	4	10
3.6.2	Number of awards and recognition received for extension activities from Government /recognized bodies during 2018 - 19	QnM	15	0	15
3.6.3	Number of extension and outreach Programmes conducted in collaboration with industry, community and Non- Government Organizations through NSS/NCC/Red cross/YRC etc., during 2018-2019	QnM	15	0	15
3.6.4	Students participating in extension activities with Government Organizations, Non-Government Organizations and Programmes such as Swachh Bharat, Aids Awareness, Gender Issue, etc. during 2018-2019	QnM	10	0	40
3.6	Extension Activities		50	1.6	80
Criterion III – Research, Innovations and Extension			50	1.6	80
Criterion VII – Institutional Values and Best Practices					
7.1	Institutional Values and Social Responsibilities				
7.1.14	The Department plans and organizes appropriate activities to increase consciousness about national identities and symbols; Fundamental Duties and Rights of Indian citizens and other constitutional obligations (Yes/No)	QnM	1	0	0

7.1.17	Number of activities conducted for promotion of universal values (Truth, Righteous conduct, Love, Non-Violence and peace); national values, human values, national integration, communal harmony and social cohesion as well as for observance of fundamental duties during 2018-2019	QnM	2	0	0
7.1.18	Institution organizes national festivals and birth / death anniversaries of the great Indian personalities.	QIM	1	3	3
7.1	Institutional Values and Social Responsibilities		4	0.75	3
7.2	Best Practices				
7.2.1	Describe any one best practice followed by the Department / Cell / Body / Committee / Club/Unit	QIM	30	4	120
7.2	Best Practices		30	4	120
7.3	Institutional Distinctiveness				
7.3.1	Describe/Explain the performance the Department in one area distinctive to its Vision, Priority & Thrust	QIM	20	4	80
7.3	Institutional Distinctiveness		20	4	80
Criterion VII – Institutional Values and Best Practices			54	3.76	203
Criteria-wise Assessment			Weight age (W)	Score	Wtd Grade Point (WGP)
3	Research, Innovation & Extension		50	1.6	80
7	Institutional values & Best Practices		54	3.76	203
Overall:-			104	2.72	283



Department / Cell : NSS - 91

Academic and Administrative Audit - 18.10.2019

Strengths and Weaknesses

Strengths :

- Best Practices
- Institutional Distinctiveness

Weaknesses :

- ✓ Institutional Values and Social Responsibilities





Scott Christian College (Autonomous), Nagercoil - 3

INTERNAL QUALITY ASSURANCE CELL



ACADEMIC & ADMINISTRATIVE AUDIT 2018 – 2019

GRADE

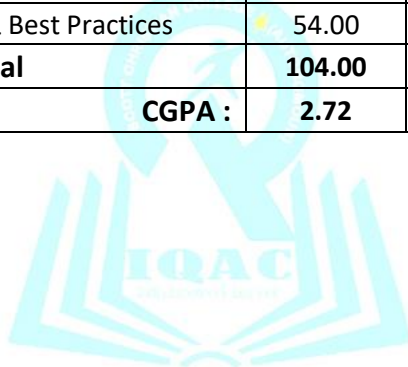
NSS - 92

B +

Department / Cell : NSS - 92

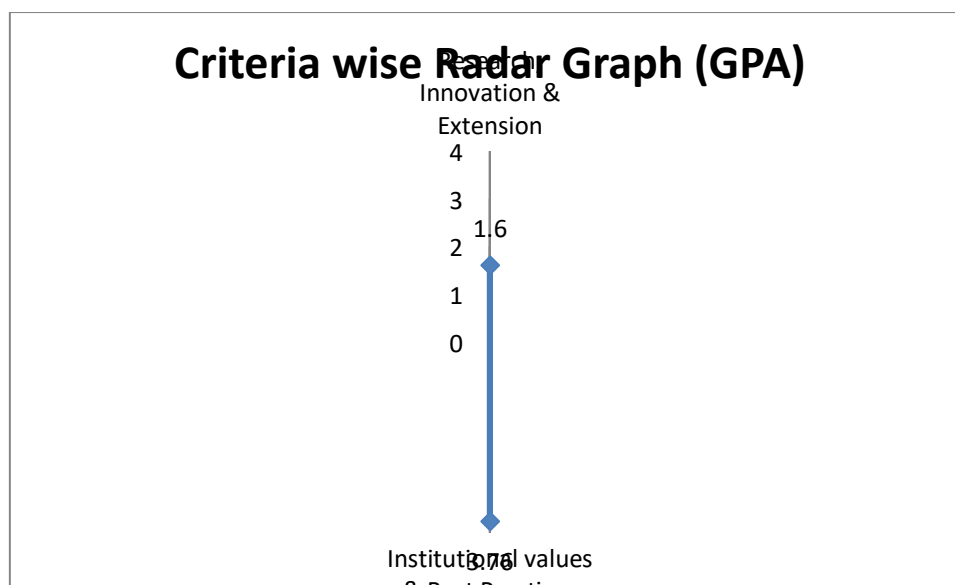
Academic and Administrative Audit - 18.10.2019

No	Criteria	Weightage (W1)	Criterion-wise Weighted Grade Point (CrWGP1)	Grade Point Averages (CrWGP _i /W _i)
1	Curricular Aspects	-	-	-
2	Teaching, Learning & Evaluation	-	-	-
3	Research, Innovation & Extension	50.00	80.0	1.60
4	Infrastructure & Learning resources	-	-	-
5	Student Support & Progression	-	-	-
6	Governance, Leadership & Management	-	-	-
7	Institutional values & Best Practices	54.00	203.00	3.76
Total		104.00	283.00	2.72
CGPA :		2.72		



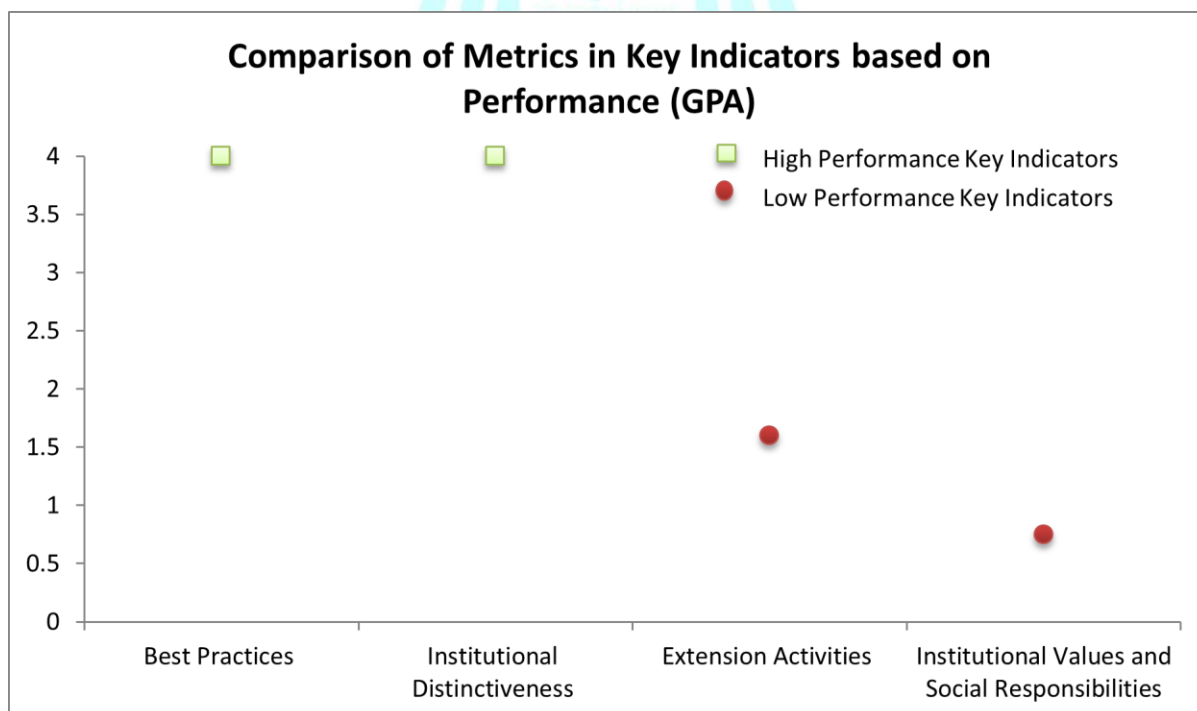
Dean IQAC

Principal



Academic and Administrative Audit - 18.10.2019

No	Criteria and Key Indicators	Key Indicator Weightage (W _i)	Key Indicator Wise Weighted Grade Points (KIWGP) _i	Grade Point Averages (CrWGP _i /W _i)
Criterion III – Research, Innovations and Extension				
3.6	Extension Activities	50	80	1.6
	Total	50	80.0	1.60
Criterion VII – Institutional Values and Best Practices				
7.1	Institutional Values and Social Responsibilities	4	3	0.75
7.2	Best Practices	30	120	4
7.3	Institutional Distinctiveness	20	80	4
	Total	54	203.0	3.76
	Grand Total	104	283.0	2.72





Scott Christian College (Autonomous), Nagercoil - 3

AAA 2018 - 2019 - Assessment Sheet

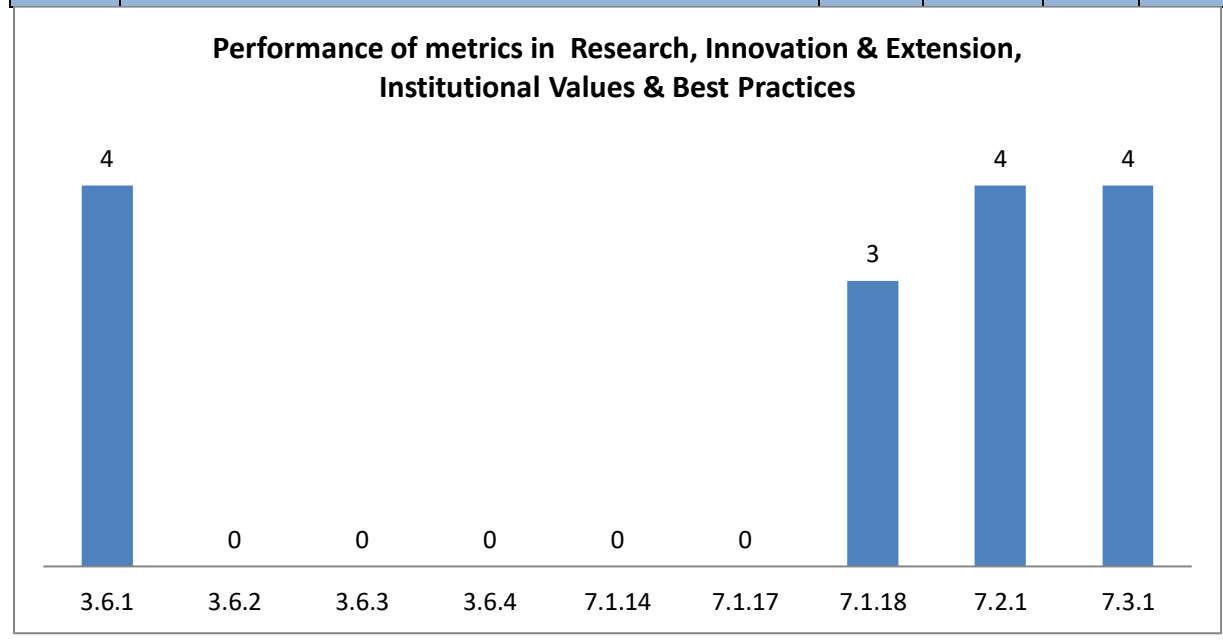


NSS-92

Qualitative & Quantitative Metrics

Metric	Parameter	QIM/ QnM	Weight age	Score	Wtd. Score
Criterion III – Research, Innovations and Extension					
3.6	Extension Activities				
3.6.1	What are the Extension activities in the neighborhood community in terms of impact and sensitizing students to social issues and holistic development during 2018-2019?	QIM	10	4	10
3.6.2	Number of awards and recognition received for extension activities from Government /recognized bodies during 2018 - 19	QnM	15	0	15
3.6.3	Number of extension and outreach Programmes conducted in collaboration with industry, community and Non- Government Organizations through NSS/NCC/Red cross/YRC etc., during 2018-2019	QnM	15	0	15
3.6.4	Students participating in extension activities with Government Organizations, Non-Government Organizations and Programmes such as Swachh Bharat, Aids Awareness, Gender Issue, etc. during 2018-2019	QnM	10	0	40
3.6	Extension Activities		50	1.6	80
Criterion III – Research, Innovations and Extension					
Criterion VII – Institutional Values and Best Practices					
7.1	Institutional Values and Social Responsibilities				
7.1.14	The Department plans and organizes appropriate activities to increase consciousness about national identities and symbols; Fundamental Duties and Rights of Indian citizens and other constitutional obligations (Yes/No)	QnM	1	0	0

7.1.17	Number of activities conducted for promotion of universal values (Truth, Righteous conduct, Love, Non-Violence and peace); national values, human values, national integration, communal harmony and social cohesion as well as for observance of fundamental duties during 2018-2019	QnM	2	0	0
7.1.18	Institution organizes national festivals and birth / death anniversaries of the great Indian personalities.	QIM	1	3	3
7.1	Institutional Values and Social Responsibilities		4	0.75	3
7.2	Best Practices				
7.2.1	Describe any one best practice followed by the Department / Cell / Body / Committee / Club/Unit	QIM	30	4	120
7.2	Best Practices		30	4	120
7.3	Institutional Distinctiveness				
7.3.1	Describe/Explain the performance the Department in one area distinctive to its Vision, Priority & Thrust	QIM	20	4	80
7.3	Institutional Distinctiveness		20	4	80
Criterion VII – Institutional Values and Best Practices			54	3.76	203
Criteria-wise Assessment			Weight age (W)	Score	Wtd Grade Point (WGP)
3	Research, Innovation & Extension		50	1.6	80
7	Institutional values & Best Practices		54	3.76	203
Overall:-			104	2.72	283



Department / Cell : NSS - 92

Academic and Administrative Audit - 18.10.2019

Strengths and Weaknesses

Strengths :

- Best Practices
- Institutional Distinctiveness

Weaknesses :

- ✓ Institutional Values and Social Responsibilities





Scott Christian College (Autonomous), Nagercoil - 3

INTERNAL QUALITY ASSURANCE CELL



ACADEMIC & ADMINISTRATIVE AUDIT 2018 – 2019

GRADE


NSS - 93

B +

Department / Cell : NSS - 93

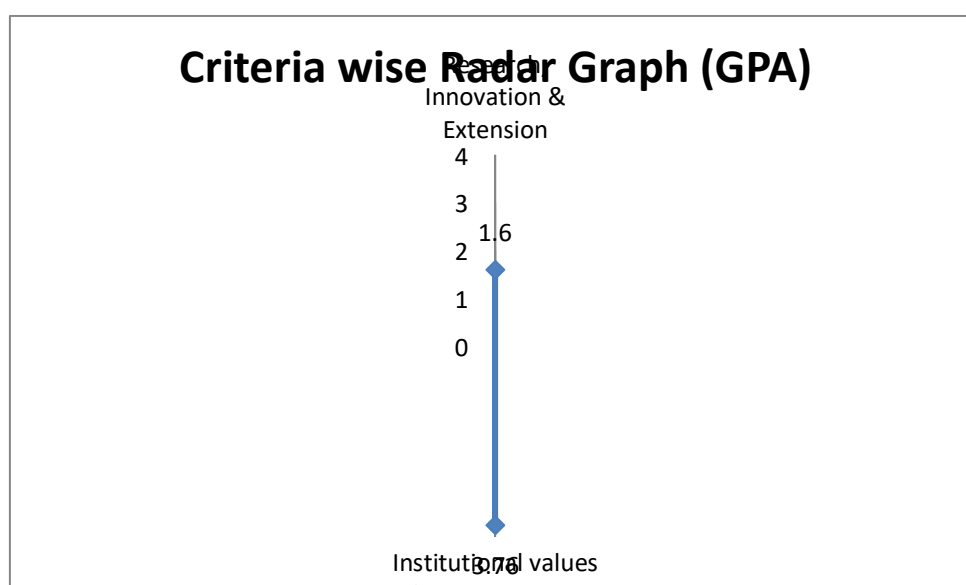
Academic and Administrative Audit - 18.10.2019

No	Criteria	Weightage (W1)	Criterion-wise Weighted Grade Point (CrWGP1)	Grade Point Averages (CrWGP _i /W _i)
1	Curricular Aspects	-	-	-
2	Teaching, Learning & Evaluation	-	-	-
3	Research, Innovation & Extension	50.00	80.0	1.60
4	Infrastructure & Learning resources	-	-	-
5	Student Support & Progression	-	-	-
6	Governance, Leadership & Management	-	-	-
7	Institutional values & Best Practices	54.00	203.00	3.76
	Total	104.00	283.00	2.72
	CGPA :	2.72		



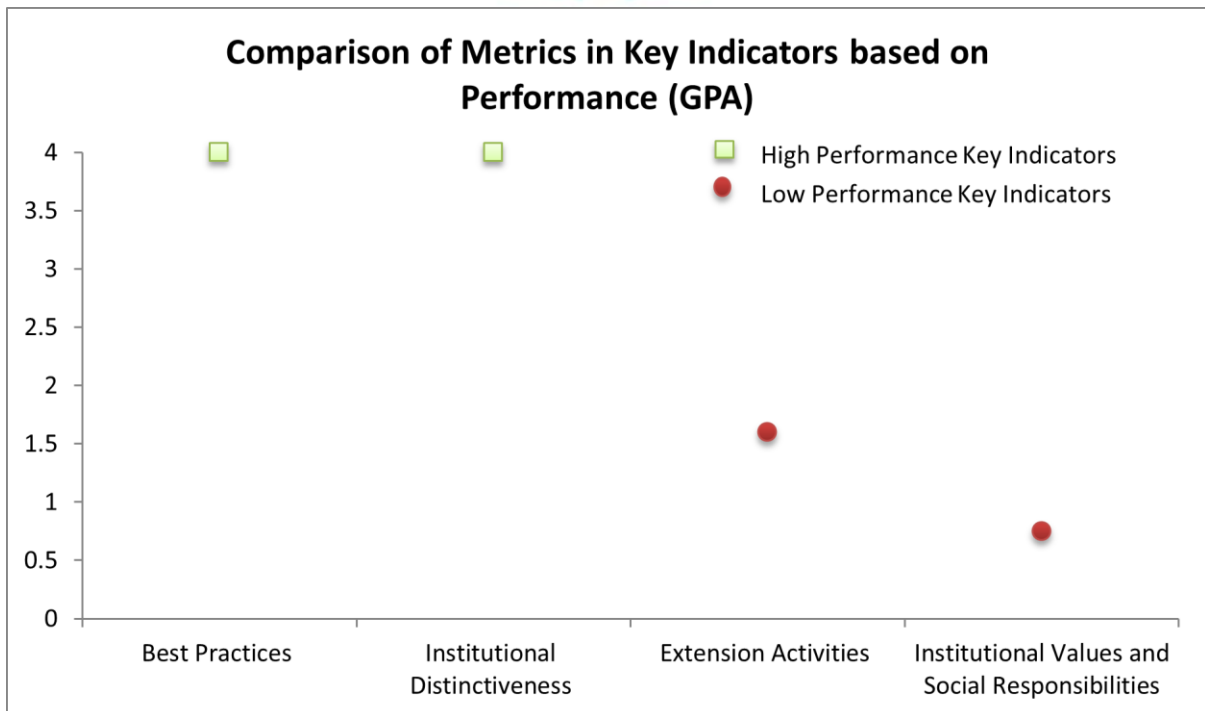
Dean IQAC

Principal



Academic and Administrative Audit - 18.10.2019

No	Criteria and Key Indicators	Key Indicator Weightage (W _i)	Key Indicator Wise Weighted Grade Points (KIWGP) _i	Grade Point Averages (CrWGPI/W _i)
Criterion III – Research, Innovations and Extension				
3.6	Extension Activities	50	80	1.6
	Total	50	80.0	1.60
Criterion VII – Institutional Values and Best Practices				
7.1	Institutional Values and Social Responsibilities	4	3	0.75
7.2	Best Practices	30	120	4
7.3	Institutional Distinctiveness	20	80	4
	Total	54	203.0	3.76
	Grand Total	104	283.0	2.72





Scott Christian College (Autonomous), Nagercoil - 3

AAA 2018 - 2019 - Assessment Sheet

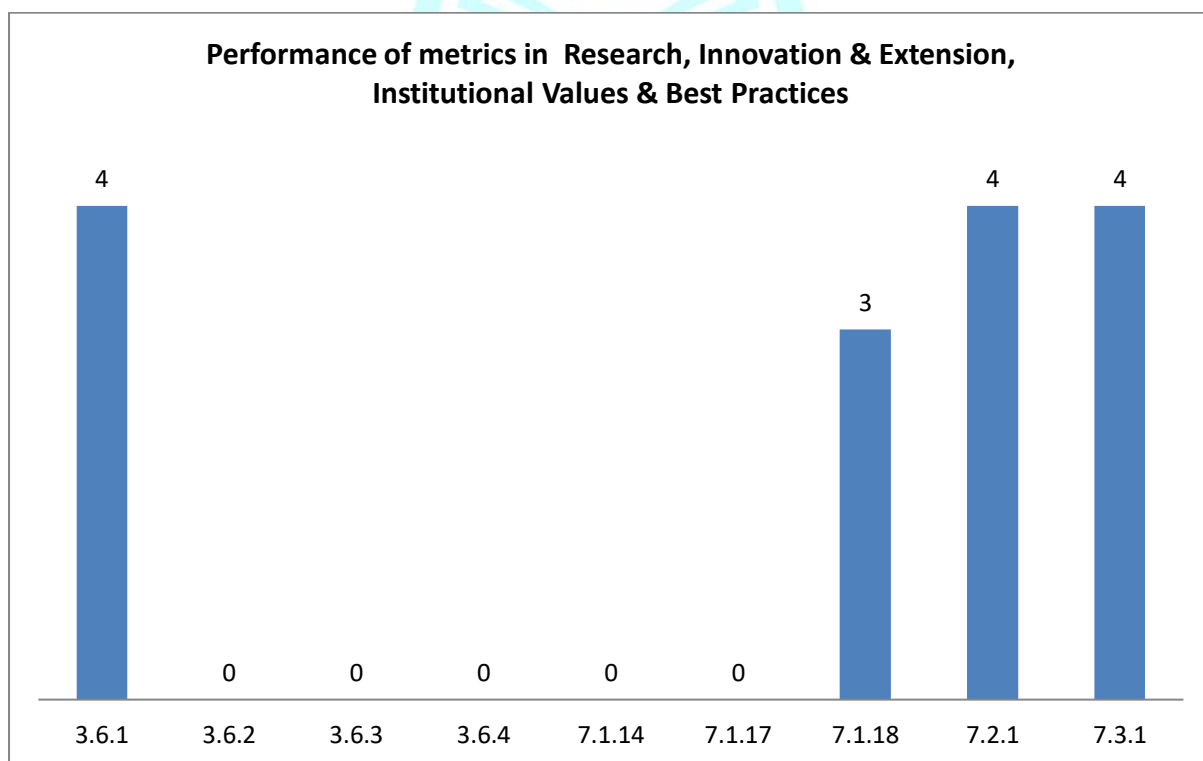



NSS-93

Qualitative & Quantitative Metrics

Metric	Parameter	QIM/ QnM	Weight age	Score	Wtd. Score
Criterion III – Research, Innovations and Extension					
3.6	Extension Activities				
3.6.1	What are the Extension activities in the neighborhood community in terms of impact and sensitizing students to social issues and holistic development during 2018-2019?	QIM	10	4	10
3.6.2	Number of awards and recognition received for extension activities from Government /recognized bodies during 2018 - 19	QnM	15	0	15
3.6.3	Number of extension and outreach Programmes conducted in collaboration with industry, community and Non- Government Organizations through NSS/NCC/Red cross/YRC etc., during 2018-2019	QnM	15	0	15
3.6.4	Students participating in extension activities with Government Organizations, Non-Government Organizations and Programmes such as Swachh Bharat, Aids Awareness, Gender Issue, etc. during 2018-2019	QnM	10	0	40
3.6	Extension Activities		50	1.6	80
Criterion III – Research, Innovations and Extension					
			50	1.6	80
Criterion VII – Institutional Values and Best Practices					
7.1	Institutional Values and Social Responsibilities				
7.1.14	The Department plans and organizes appropriate activities to increase consciousness about national identities and symbols; Fundamental Duties and Rights of Indian citizens and other constitutional obligations (Yes/No)	QnM	1	0	0
7.1.17	Number of activities conducted for promotion of universal values (Truth, Righteous conduct, Love, Non-Violence and peace); national values, human values, national integration, communal harmony and social cohesion as well as for observance of fundamental duties during 2018-2019	QnM	2	0	0

7.1.18	Institution organizes national festivals and birth / death anniversaries of the great Indian personalities.	QIM	1	3	3
7.1	Institutional Values and Social Responsibilities		4	0.75	3
7.2	Best Practices				
7.2.1	Describe any one best practice followed by the Department / Cell / Body / Committee / Club/Unit	QIM	30	4	120
7.2	Best Practices		30	4	120
7.3	Institutional Distinctiveness				
7.3.1	Describe/Explain the performance the Department in one area distinctive to its Vision, Priority & Thrust	QIM	20	4	80
7.3	Institutional Distinctiveness		20	4	80
Criterion VII – Institutional Values and Best Practices			54	3.76	203
	Criteria wise Assessment		Weight age (W)	Score	Wtd Grade Point (WGP)
3	Research, Innovation & Extension		50	1.6	80
7	Institutional values & Best Practices		54	3.76	203
	Overall:-		104	2.72	283



Department / Cell : NSS - 93

Academic and Administrative Audit - 18.10.2019

Strengths and Weaknesses

Strengths :

- Best Practices
- Institutional Distinctiveness

Weaknesses :

- ✓ Institutional Values and Social Responsibilities





Scott Christian College (Autonomous), Nagercoil - 3

INTERNAL QUALITY ASSURANCE CELL



ACADEMIC & ADMINISTRATIVE AUDIT 2018 – 2019

GRADE

NSS - 123

B +

Department / Cell : NSS - 123

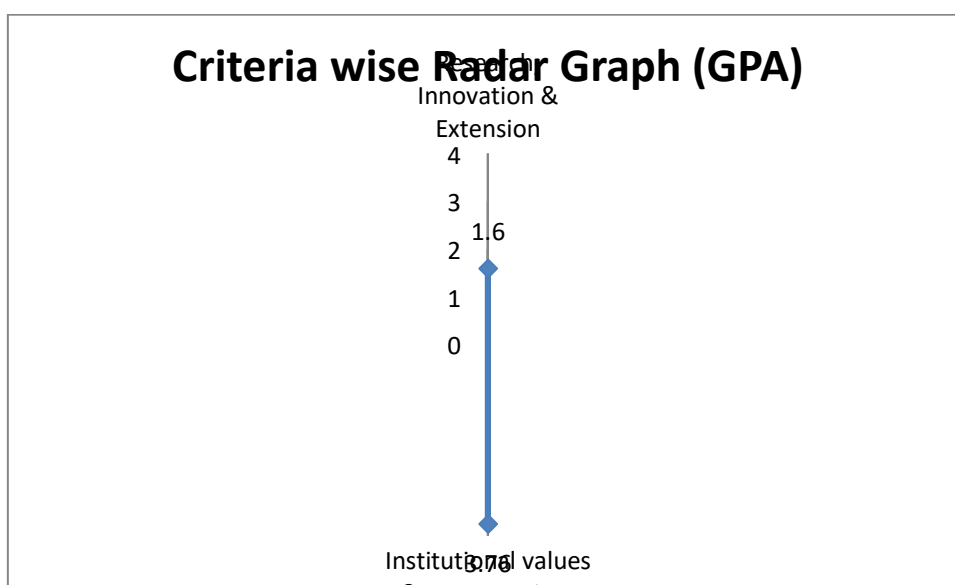
Academic and Administrative Audit - 18.10.2019

No	Criteria	Weightage (W1)	Criterion-wise Weighted Grade Point (CrWGP1)	Grade Point Averages (CrWGP _i /W _i)
1	Curricular Aspects	-	-	-
2	Teaching, Learning & Evaluation	-	-	-
3	Research, Innovation & Extension	50.00	80.0	1.60
4	Infrastructure & Learning resources	-	-	-
5	Student Support & Progression	-	-	-
6	Governance, Leadership & Management	-	-	-
7	Institutional values & Best Practices	54.00	203.00	3.76
Total		104.00	283.00	2.72
CGPA :		2.72		



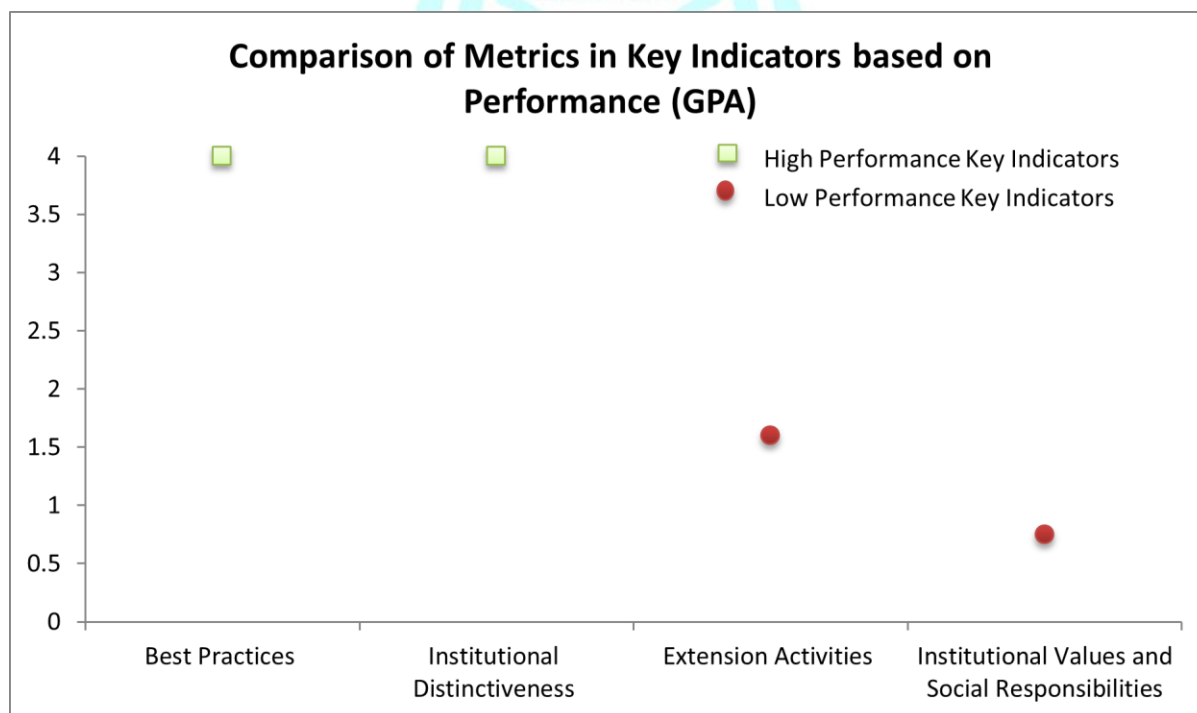
Dean IQAC

Principal



Academic and Administrative Audit - 18.10.2019

No	Criteria and Key Indicators	Key Indicator Weightage (W_i)	Key Indicator Wise Weighted Grade Points (KIWGP) _i	Grade Point Averages (CrWGPI/ W_i)
Criterion III – Research, Innovations and Extension				
3.6	Extension Activities	50	80	1.6
	Total	50	80.0	1.60
Criterion VII – Institutional Values and Best Practices				
7.1	Institutional Values and Social Responsibilities	4	3	0.75
7.2	Best Practices	30	120	4
7.3	Institutional Distinctiveness	20	80	4
	Total	54	203.0	3.76
	Grand Total	104	283.0	2.72





Scott Christian College (Autonomous), Nagercoil - 3

AAA 2018 - 2019 - Assessment Sheet

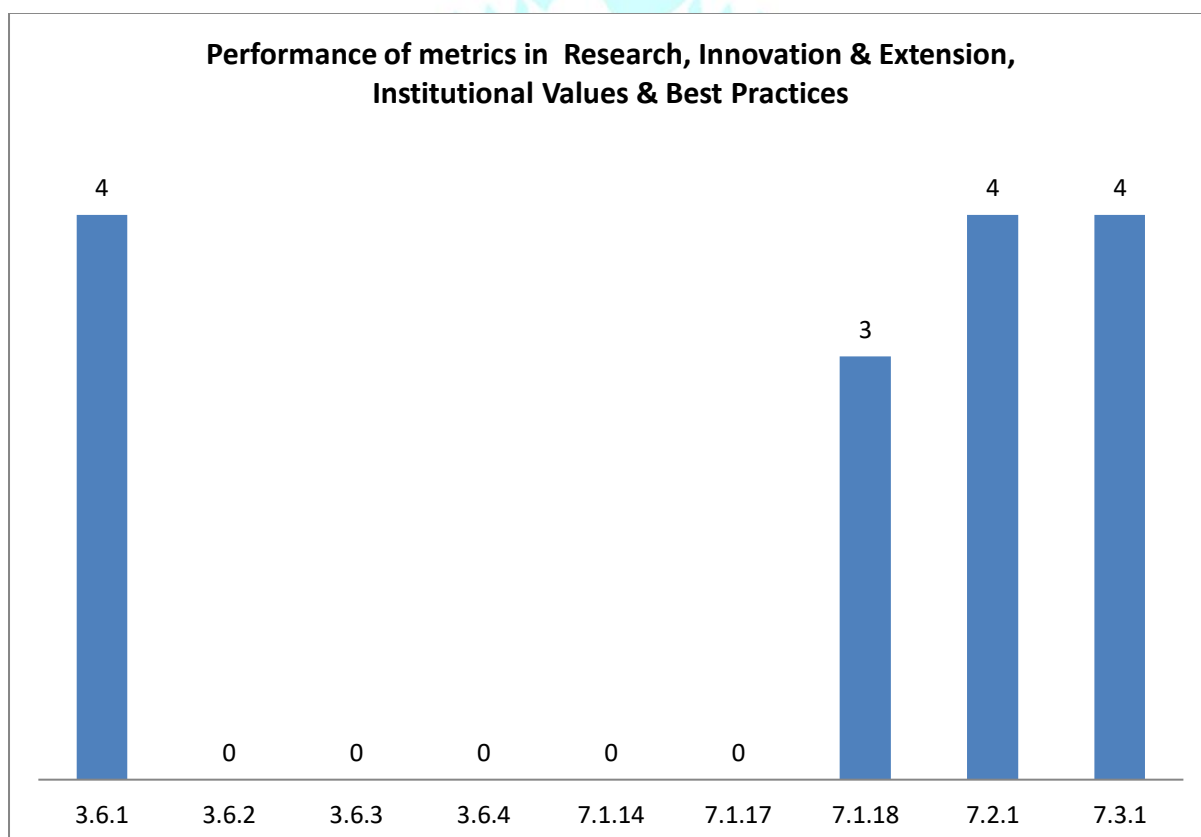


NSS-123

Qualitative & Quantitative Metrics

Metric	Parameter	QIM/ QnM	Weight age	Score	Wtd. Score
Criterion III – Research, Innovations and Extension					
3.6	Extension Activities				
3.6.1	What are the Extension activities in the neighborhood community in terms of impact and sensitizing students to social issues and holistic development during 2018-2019?	QIM	10	4	10
3.6.2	Number of awards and recognition received for extension activities from Government /recognized bodies during 2018 - 19	QnM	15	0	15
3.6.3	Number of extension and outreach Programmes conducted in collaboration with industry, community and Non- Government Organizations through NSS/NCC/Red cross/YRC etc., during 2018-2019	QnM	15	0	15
3.6.4	Students participating in extension activities with Government Organizations, Non-Government Organizations and Programmes such as Swachh Bharat, Aids Awareness, Gender Issue, etc. during 2018-2019	QnM	10	0	40
3.6	Extension Activities		50	1.6	80
Criterion III – Research, Innovations and Extension			50	1.6	80
Criterion VII – Institutional Values and Best Practices					
7.1	Institutional Values and Social Responsibilities				
7.1.14	The Department plans and organizes appropriate activities to increase consciousness about national identities and symbols; Fundamental Duties and Rights of Indian citizens and other constitutional obligations (Yes/No)	QnM	1	0	0
7.1.17	Number of activities conducted for promotion of universal values (Truth, Righteous conduct, Love, Non-Violence and peace); national values, human values, national integration, communal harmony and social cohesion as well as for observance of fundamental duties during 2018-2019	QnM	2	0	0

7.1.18	Institution organizes national festivals and birth / death anniversaries of the great Indian personalities.	QIM	1	3	3
7.1	Institutional Values and Social Responsibilities		4	0.75	3
7.2	Best Practices				
7.2.1	Describe any one best practice followed by the Department / Cell / Body / Committee / Club/Unit	QIM	30	4	120
7.2	Best Practices		30	4	120
7.3	Institutional Distinctiveness				
7.3.1	Describe/Explain the performance the Department in one area distinctive to its Vision, Priority & Thrust	QIM	20	4	80
7.3	Institutional Distinctiveness		20	4	80
Criterion VII – Institutional Values and Best Practices			54	3.76	203
Criteria-wise Assessment					
			Weight age (W)	Score	Wtd Grade Point (WGP)
3	Research, Innovation & Extension		50	1.6	80
7	Institutional values & Best Practices		54	3.76	203
Overall:-			104	2.72	283



Department / Cell : NSS - 123

Academic and Administrative Audit - 18.10.2019

Strengths and Weaknesses

Strengths :

- Best Practices
- Institutional Distinctiveness

Weaknesses :

- ✓ Institutional Values and Social Responsibilities





Scott Christian College (Autonomous), Nagercoil - 3
INTERNAL QUALITY ASSURANCE CELL



ACADEMIC & ADMINISTRATIVE AUDIT 2018 – 2019

GRADE

NSS - 124


B +

Department / Cell : NSS - 124

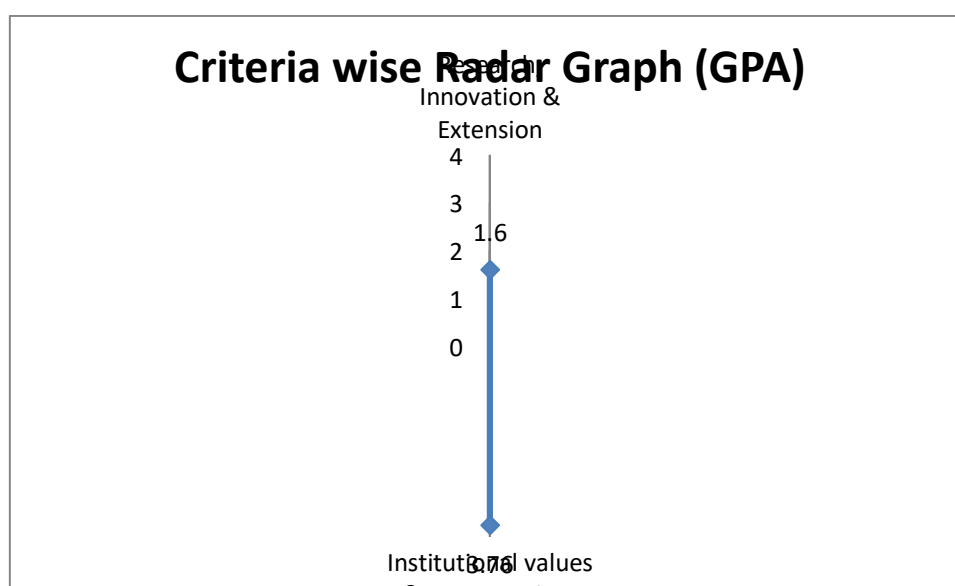
Academic and Administrative Audit - 18.10.2019

No	Criteria	Weightage (W1)	Criterion-wise Weighted Grade Point (CrWGP1)	Grade Point Averages (CrWGP _i /W _i)
1	Curricular Aspects	-	-	-
2	Teaching, Learning & Evaluation	-	-	-
3	Research, Innovation & Extension	50.00	80.0	1.60
4	Infrastructure & Learning resources	-	-	-
5	Student Support & Progression	-	-	-
6	Governance, Leadership & Management	-	-	-
7	Institutional values & Best Practices	54.00	203.00	3.76
Total		104.00	283.00	2.72
CGPA :		2.72		

Dean IQAC

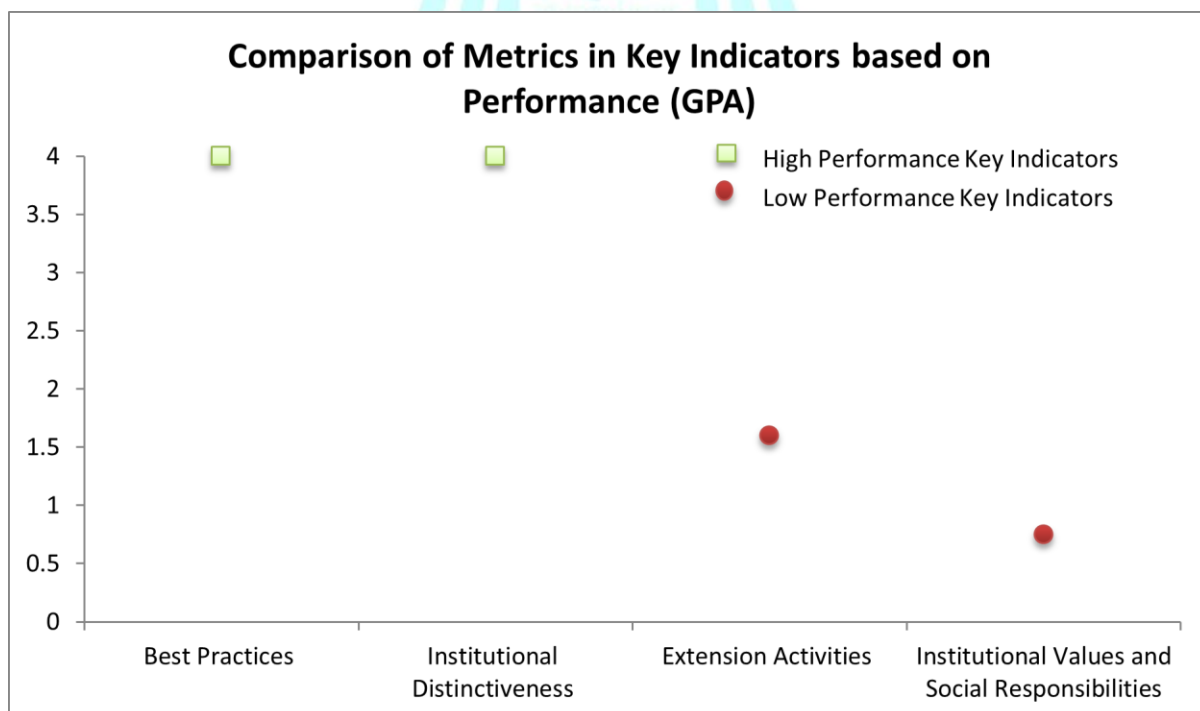


Principal



Academic and Administrative Audit - 18.10.2019

No	Criteria and Key Indicators	Key Indicator Weightage (W _i)	Key Indicator Wise Weighted Grade Points (KIWGP) _i	Grade Point Averages (CrWGPI/W _i)
Criterion III – Research, Innovations and Extension				
3.6	Extension Activities	50	80	1.6
	Total	50	80.0	1.60
Criterion VII – Institutional Values and Best Practices				
7.1	Institutional Values and Social Responsibilities	4	3	0.75
7.2	Best Practices	30	120	4
7.3	Institutional Distinctiveness	20	80	4
	Total	54	203.0	3.76
	Grand Total	104	283.0	2.72





Scott Christian College (Autonomous), Nagercoil - 3

AAA 2018 - 2019 - Assessment Sheet

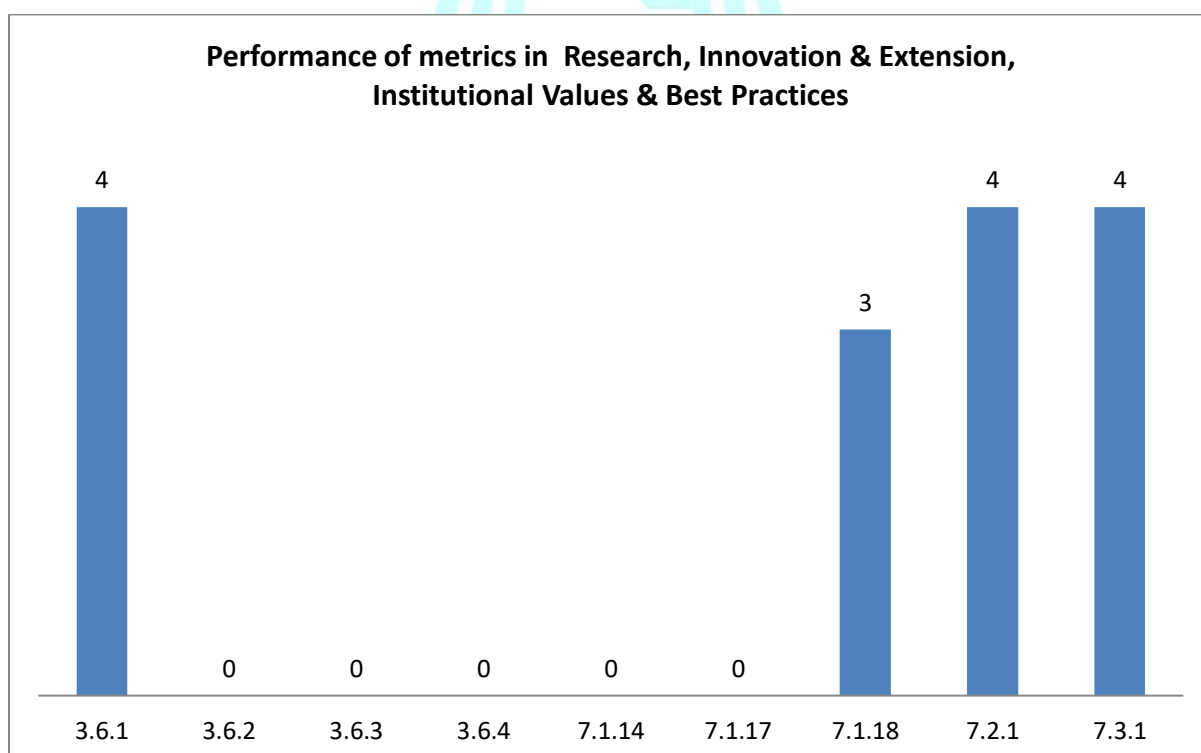


NSS-124

Qualitative & Quantitative Metrics

Metric	Parameter	QIM/ QnM	Weight age	Score	Wtd. Score
Criterion III – Research, Innovations and Extension					
3.6	Extension Activities				
3.6.1	What are the Extension activities in the neighborhood community in terms of impact and sensitizing students to social issues and holistic development during 2018-2019?	QIM	10	4	10
3.6.2	Number of awards and recognition received for extension activities from Government /recognized bodies during 2018 - 19	QnM	15	0	15
3.6.3	Number of extension and outreach Programmes conducted in collaboration with industry, comm.- community and Non- Government Organizations through NSS/NCC/Red cross/YRC etc., during 2018-2019	QnM	15	0	15
3.6.4	Students participating in extension activities with Government Organizations, Non-Government Organizations and Programmes such as Swachh Bharat, Aids Awareness, Gender Issue, etc. during 2018-2019	QnM	10	0	40
3.6	Extension Activities		50	1.6	80
Criterion III – Research, Innovations and Extension			50	1.6	80
Criterion VII – Institutional Values and Best Practices					
7.1	Institutional Values and Social Responsibilities				
7.1.14	The Department plans and organizes appropriate activities to increase consciousness about national identities and symbols; Fundamental Duties and Rights of Indian citizens and other constitutional obligations (Yes/No)	QnM	1	0	0
7.1.17	Number of activities conducted for promotion of universal values (Truth, Righteous conduct, Love, Non-Violence and peace); national values, human values, national integration, communal harmony and social cohesion as well as for observance of fundamental duties during 2018-2019	QnM	2	0	0

7.1.18	Institution organizes national festivals and birth / death anniversaries of the great Indian personalities.	QIM	1	3	3
7.1	Institutional Values and Social Responsibilities		4	0.75	3
7.2	Best Practices				
7.2.1	Describe any one best practice followed by the Department / Cell / Body / Committee / Club/Unit	QIM	30	4	120
7.2	Best Practices		30	4	120
7.3	Institutional Distinctiveness				
7.3.1	Describe/Explain the performance the Department in one area distinctive to its Vision, Priority & Thrust	QIM	20	4	80
7.3	Institutional Distinctiveness		20	4	80
Criterion VII – Institutional Values and Best Practices			54	3.76	203
Criteria-wise Assessment			Weight age (W)	Score	Wtd Grade Point (WGP)
3	Research, Innovation & Extension		50	1.6	80
7	Institutional values & Best Practices		54	3.76	203
Overall:-			104	2.72	283



Department / Cell : NSS - 124

Academic and Administrative Audit - 18.10.2019

Strengths and Weaknesses

Strengths :

- Best Practices
- Institutional Distinctiveness

Weaknesses :

- ✓ Institutional Values and Social Responsibilities





ACADEMIC & ADMINISTRATIVE AUDIT 2018 – 2019

GRADE

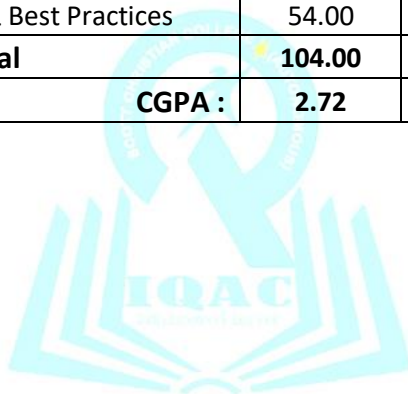
NSS - 127

B +

Department / Cell : NSS - 127

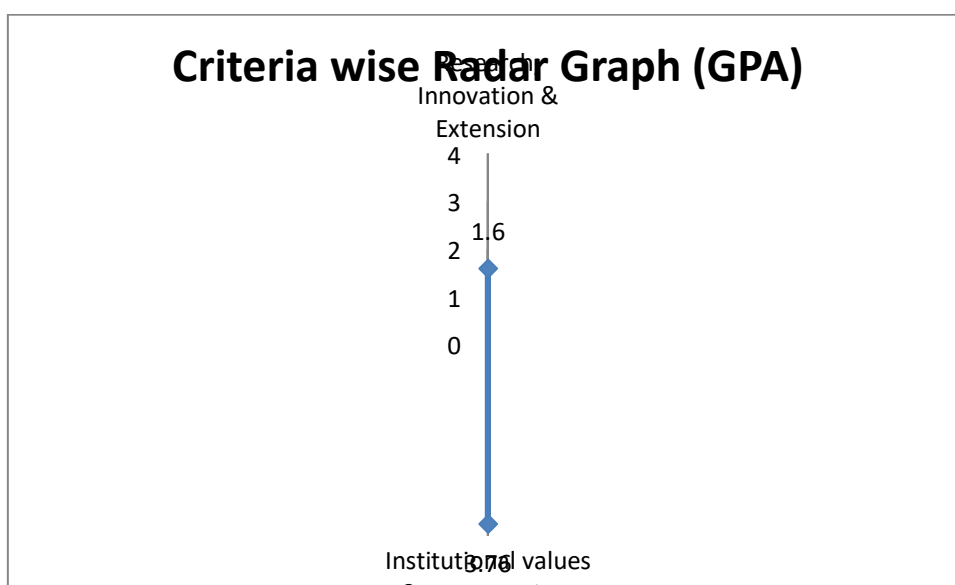
Academic and Administrative Audit - 18.10.2019

No	Criteria	Weightage (W1)	Criterion-wise Weighted Grade Point (CrWGP1)	Grade Point Averages (CrWGP _i /W _i)
1	Curricular Aspects	-	-	-
2	Teaching, Learning & Evaluation	-	-	-
3	Research, Innovation & Extension	50.00	80.0	1.60
4	Infrastructure & Learning resources	-	-	-
5	Student Support & Progression	-	-	-
6	Governance, Leadership & Management	-	-	-
7	Institutional values & Best Practices	54.00	203.00	3.76
Total		104.00	283.00	2.72
CGPA :		2.72		



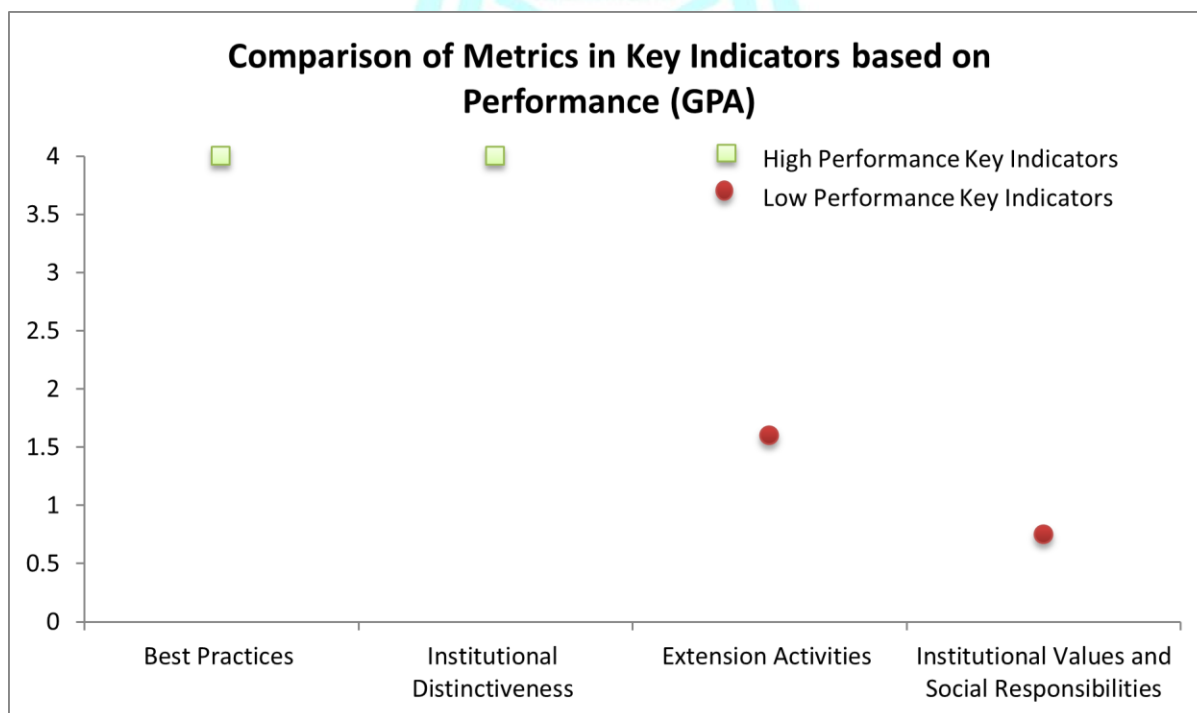
Dean IQAC

Principal



Academic and Administrative Audit - 18.10.2019

No	Criteria and Key Indicators	Key Indicator Weightage (W _i)	Key Indicator Wise Weighted Grade Points (KIWGP) _i	Grade Point Averages (CrWGPi/Wi)
Criterion III – Research, Innovations and Extension				
3.6	Extension Activities	50	80	1.6
	Total	50	80.0	1.60
Criterion VII – Institutional Values and Best Practices				
7.1	Institutional Values and Social Responsibilities	4	3	0.75
7.2	Best Practices	30	120	4
7.3	Institutional Distinctiveness	20	80	4
	Total	54	203.0	3.76
	Grand Total	104	283.0	2.72





Scott Christian College (Autonomous), Nagercoil - 3

AAA 2018 - 2019 - Assessment Sheet

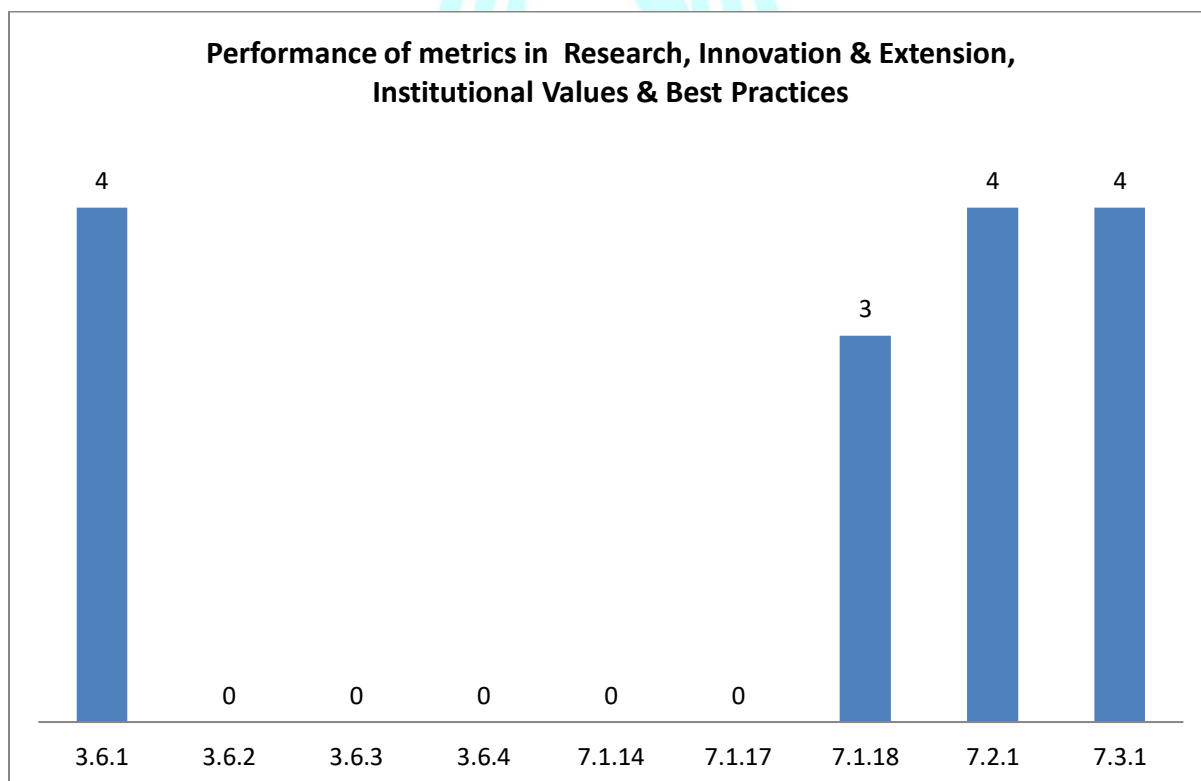


NSS-127

Qualitative & Quantitative Metrics

Metric	Parameter	QIM/ QnM	Weight age	Score	Wtd. Score
Criterion III – Research, Innovations and Extension					
3.6	Extension Activities				
3.6.1	What are the Extension activities in the neighborhood community in terms of impact and sensitizing students to social issues and holistic development during 2018-2019?	QIM	10	4	10
3.6.2	Number of awards and recognition received for extension activities from Government /recognized bodies during 2018 - 19	QnM	15	0	15
3.6.3	Number of extension and outreach Programmes conducted in collaboration with industry, community and Non- Government Organizations through NSS/NCC/Red cross/YRC etc., during 2018-2019	QnM	15	0	15
3.6.4	Students participating in extension activities with Government Organizations, Non-Government Organizations and Programmes such as Swachh Bharat, Aids Awareness, Gender Issue, etc. during 2018-2019	QnM	10	0	40
3.6	Extension Activities		50	1.6	80
Criterion III – Research, Innovations and Extension			50	1.6	80
Criterion VII – Institutional Values and Best Practices					
7.1	Institutional Values and Social Responsibilities				
7.1.14	The Department plans and organizes appropriate activities to increase consciousness about national identities and symbols; Fundamental Duties and Rights of Indian citizens and other constitutional obligations (Yes/No)	QnM	1	0	0
7.1.17	Number of activities conducted for promotion of universal values (Truth, Righteous conduct, Love, Non-Violence and peace); national values, human values, national integration, communal harmony and social cohesion as well as for observance of fundamental duties during 2018-2019	QnM	2	0	0

7.1.18	Institution organizes national festivals and birth / death anniversaries of the great Indian personalities.	QIM	1	3	3
7.1	Institutional Values and Social Responsibilities		4	0.75	3
7.2	Best Practices				
7.2.1	Describe any one best practice followed by the Department / Cell / Body / Committee / Club/Unit	QIM	30	4	120
7.2	Best Practices		30	4	120
7.3	Institutional Distinctiveness				
7.3.1	Describe/Explain the performance the Department in one area distinctive to its Vision, Priority & Thrust	QIM	20	4	80
7.3	Institutional Distinctiveness		20	4	80
Criterion VII – Institutional Values and Best Practices			54	3.76	203
Criteria-wise Assessment					
			Weight age (W)	Score	Wtd Grade Point (WGP)
3	Research, Innovation & Extension		50	1.6	80
7	Institutional values & Best Practices		54	3.76	203
Overall:-			104	2.72	283



Department / Cell : NSS - 127

Academic and Administrative Audit - 18.10.2019

Strengths and Weaknesses

Strengths :

- Best Practices
- Institutional Distinctiveness

Weaknesses :

- ✓ Institutional Values and Social Responsibilities





Scott Christian College (Autonomous), Nagercoil - 3

INTERNAL QUALITY ASSURANCE CELL



ACADEMIC & ADMINISTRATIVE AUDIT 2018 – 2019

GRADE

SPORTS

B + +

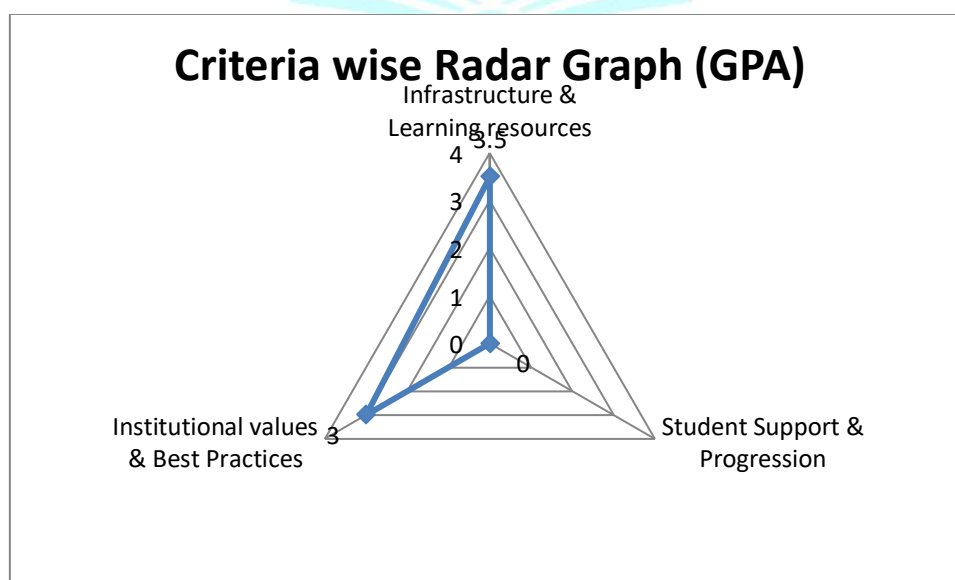
Department / Cell : Sports

Academic and Administrative Audit - 18.10.2019

No	Criteria	Weightage (W1)	Criterion-wise Weighted Grade Point (CrWGP1)	Grade Point Averages (CrWGP _i /W _i)
1	Curricular Aspects	-	-	-
2	Teaching, Learning & Evaluation	-	-	-
3	Research, Innovation & Extension	-	-	-
4	Infrastructure & Learning resources	5	17.5	3.50
5	Student Support & Progression	5	0.0	0.00
6	Governance, Leadership & Management	-	-	-
7	Institutional values & Best Practices	50	150.0	3.00
Total		60.00	167.50	2.79
CGPA :		2.79		

Dean IQAC

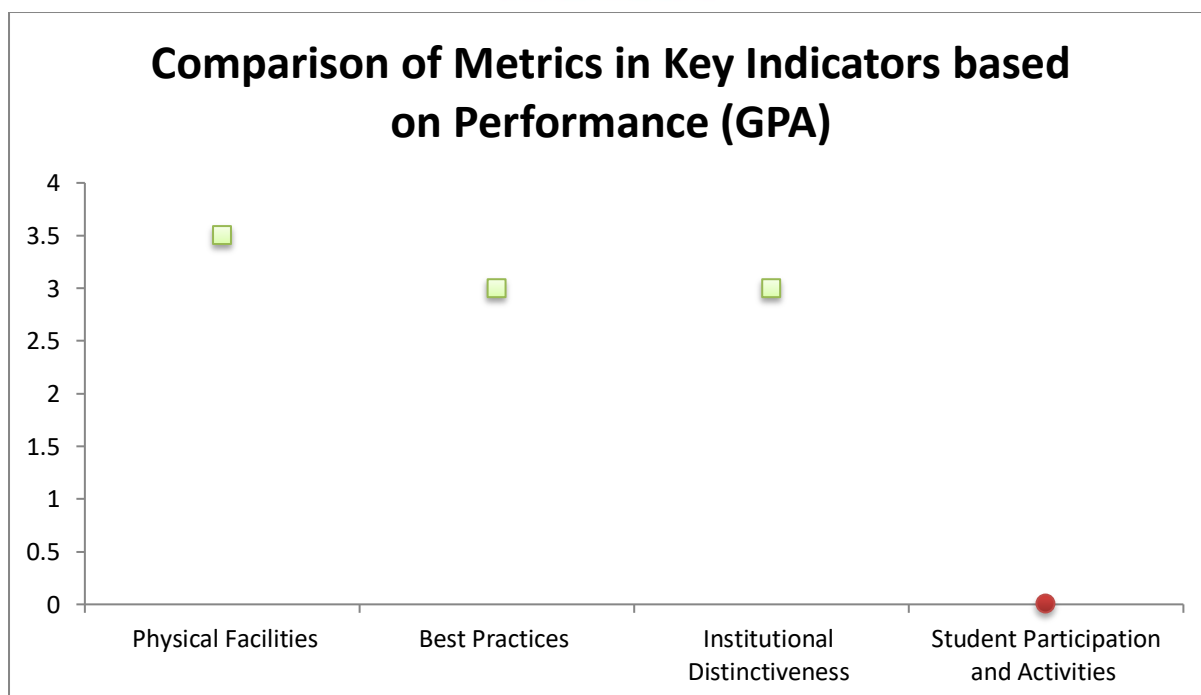
Principal



Department / Cell : Sports

Academic and Administrative Audit - 18.10.2019

No	Criteria and Key Indicators	Key Indicator Weightage (W _i)	Key Indicator Wise Weighted Grade Points (KIWGP) _i	Grade Point Averages (CrWGPI/W _i)
Criterion IV – Infrastructure and Learning Resources				
4.1	Physical Facilities	5	17.5	3.5
	Total	5	17.5	3.50
Criterion V - Student Support and Progression				
5.3	Student Participation and Activities	5	0	0
	Total	5	0.0	0.00
Criterion VII – Institutional Values and Best Practices				
7.2	Best Practices	30	90	3
7.3	Institutional Distinctiveness	20	60	3
	Total	50	150.0	3.00
	Grand Total	60	167.5	2.79





Scott Christian College (Autonomous), Nagercoil - 3

AAA 2018 - 2019 - Assessment Sheet

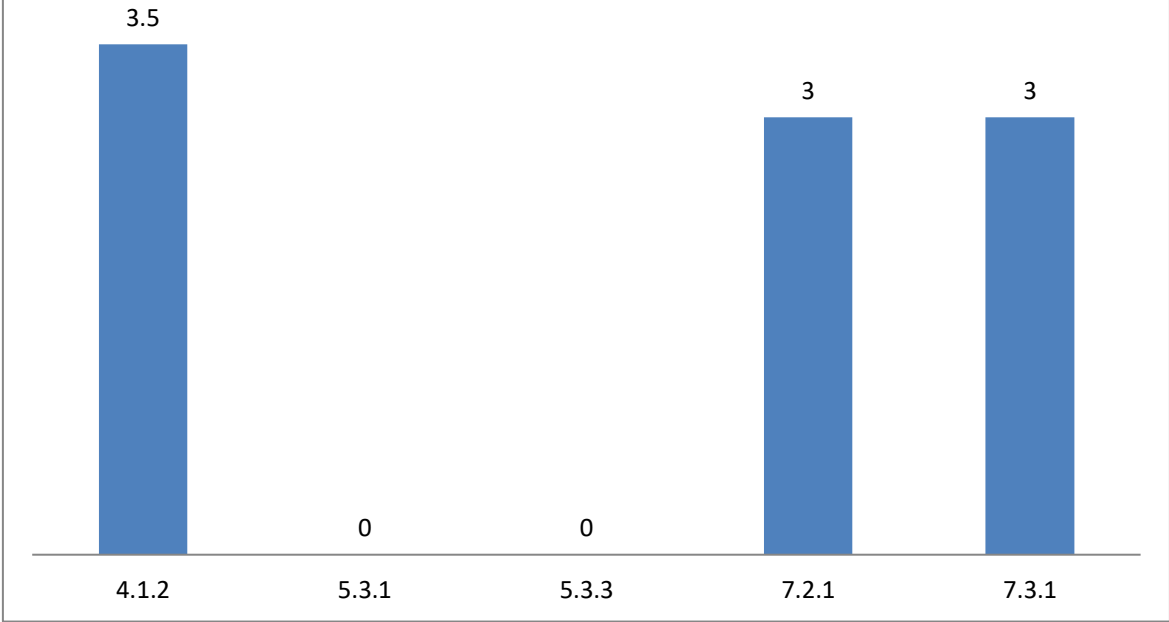
Sports

Qualitative & Quantitative Metrics



Metric	Parameter	QIM/ QnM	Weight age	Score	Wtd. Score
	Criterion IV – Infrastructure and Learning Resources				
4.1	Physical Facilities				
4.1.2	The institution has adequate facilities for sports, games (indoor, outdoor) gymnasium, yoga centre etc., and cultural activities	QIM	5	3.5	17.5
4.1	Physical Facilities		5	3.5	17.5
	Criterion IV – Infrastructure and Learning Resources		5	3.5	17.5
	Criterion V - Student Support and Progression				
5.3	Student Participation and Activities				
5.3.1	Number of awards/medals for outstanding performance in sports/cultural activities at national/international level (award for a team event should be counted as one) during 2018-2019	QnM	9	0	0
5.3.3	Sports and cultural activities / competitions organized at the institution level during 2018 – 2019	QnM	5	0	0
5.3	Student Participation and Activities		5	0	0
	Criterion V - Student Support and Progression		5	0	0
	Criterion VII – Institutional Values and Best Practices				
7.2	Best Practices				
7.2.1	Describe any one best practice followed by the Department / Cell / Body / Committee / Club/Unit	QIM	30	3	90
7.2	Best Practices		30	3	90
7.3	Institutional Distinctiveness				
7.3.1	Describe/Explain the performance the Department in one area distinctive to its Vision, Priority & Thrust	QIM	20	3	60
7.3	Institutional Distinctiveness		20	3	60
	Criterion VII – Institutional Values and Best Practices		50	3	150
	Criteria-wise Assessment		Weight age (W)	Score	Wtd Grade Point (WGP)
4	Infrastructure & Learning resources		5	3.5	17.5
5	Student Support & Progression		5	0	0
7	Institutional values & Best Practices		50	3	150
	Overall:-		60	2.79	167.5

**Performance of metrics in Infrastructure & Learning resources,
Student Support & Progression, Institutional Values & Best Practices**



Department / Cell : Sports

Academic and Administrative Audit - 18.10.2019

Strengths and Weaknesses

Strengths :

- Physical Facilities
- Best Practices
- Institutional Distinctiveness

Weaknesses :

- ✓ Student Participation and Activities





Scott Christian College (Autonomous), Nagercoil - 3
INTERNAL QUALITY ASSURANCE CELL



ACADEMIC & ADMINISTRATIVE AUDIT 2018 – 2019

GRADE

YOUTH WELFARE

B +

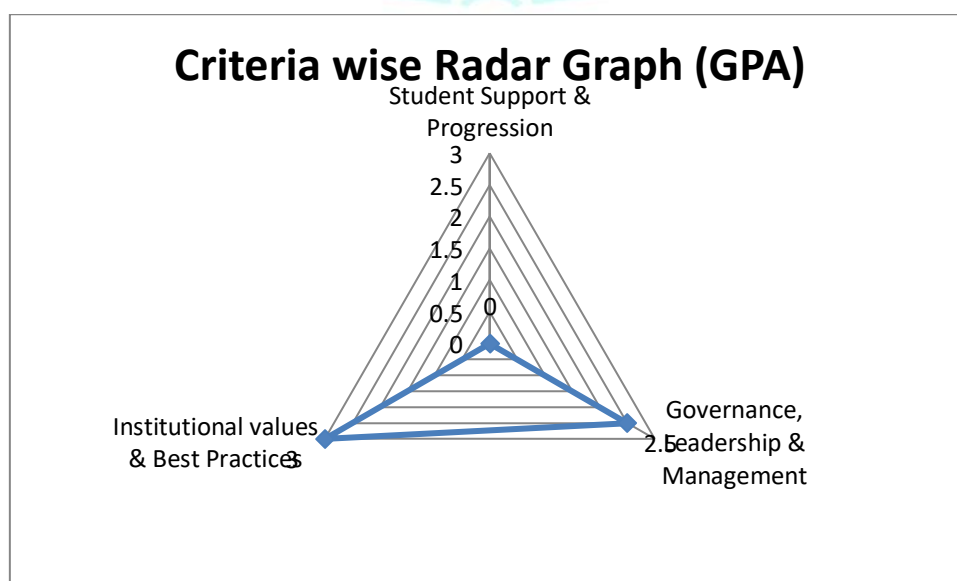
Department / Cell : Youth Welfare

Academic and Administrative Audit - 18.10.2019

No	Criteria	Weightage (W1)	Criterion-wise Weighted Grade Point (CrWGP1)	Grade Point Averages (CrWGP _i /W _i)
1	Curricular Aspects	-	-	-
2	Teaching, Learning & Evaluation	-	-	-
3	Research, Innovation & Extension	-	-	-
4	Infrastructure & Learning resources	-	-	-
5	Student Support & Progression	5	0.0	0.00
6	Governance, Leadership & Management	2	5.0	2.50
7	Institutional values & Best Practices	50	150.0	3.00
	Total	57.00	155.00	2.72
	CGPA :	2.72		

Dean IQAC

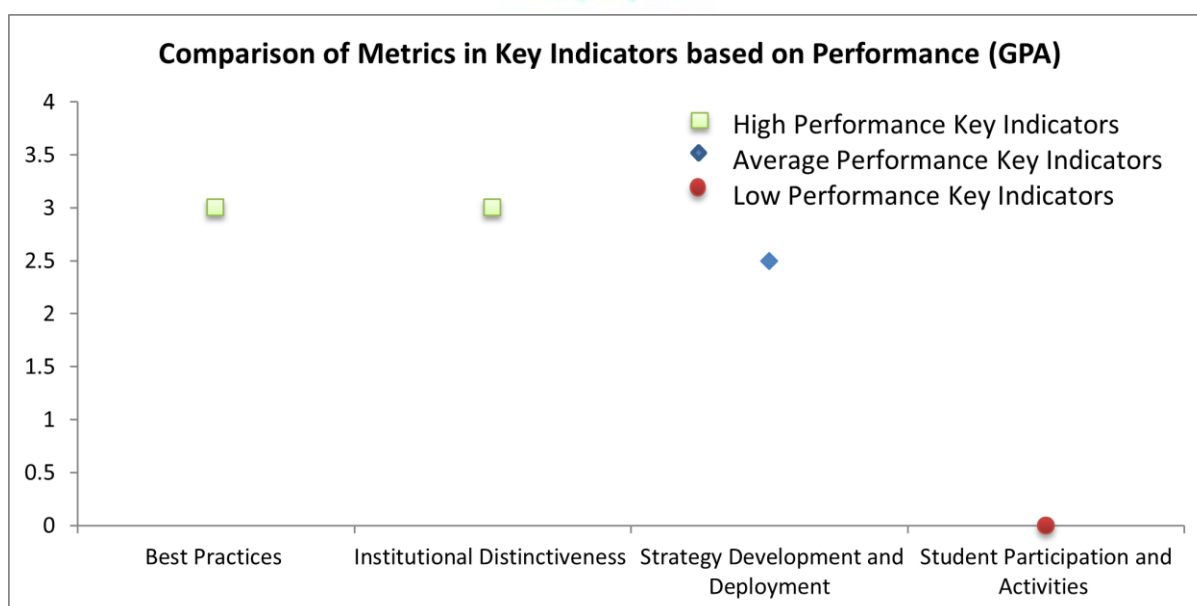
Principal



Department / Cell : Youth Welfare

Academic and Administrative Audit - 18.10.2019

No	Criteria and Key Indicators	Key Indicator Weightage (W _i)	Key Indicator Wise Weighted Grade Points (KIWGP) _i	Grade Point Averages (CrWGPI/W _i)
Criterion V - Student Support and Progression				
5.3	Student Participation and Activities	5	0	0
	Total	5	0.0	0.00
Criterion VI – Governance, Leadership and Management				
6.2	Strategy Development and Deployment	2	5	2.5
	Total	2	5.0	2.50
Criterion VII – Institutional Values and Best Practices				
7.2	Best Practices	30	90	3
7.3	Institutional Distinctiveness	20	60	3
	Total	50	150.0	3.00
	Grand Total	57	155.0	2.72





Scott Christian College (Autonomous), Nagercoil - 3

AAA 2018 - 2019 - Assessment Sheet

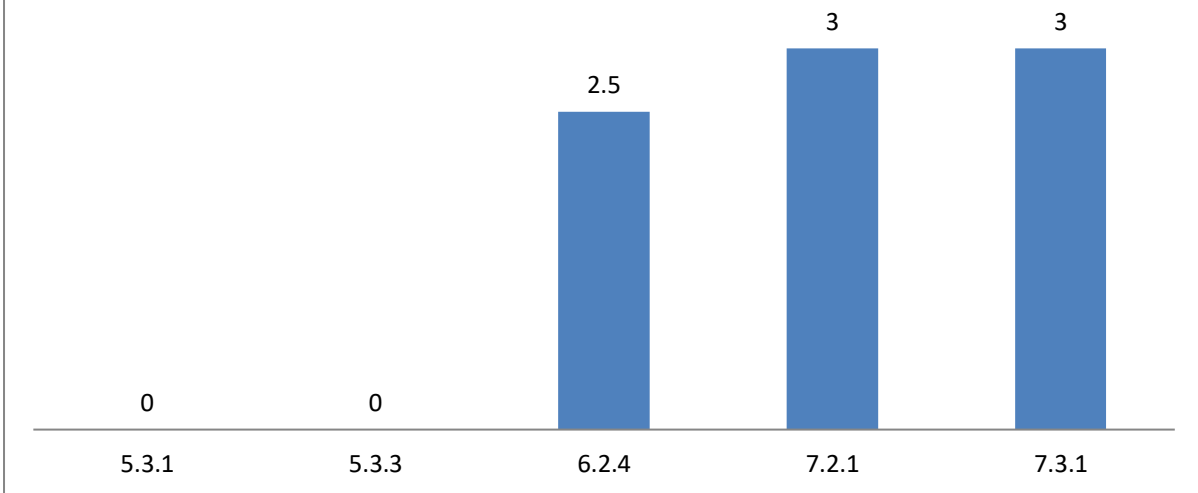
Youth Welfare

Qualitative & Quantitative Metrics



Metric	Parameter	QIM/ QnM	Weight age	Score	Wtd. Score
Criterion V - Student Support and Progression					
5.3	Student Participation and Activities				
5.3.1	Number of awards/medals for outstanding performance in sports/cultural activities at national/international level (award for a team event should be counted as one) during 2018-2019	QnM	9	0	0
5.3.3	Sports and cultural activities / competitions organized at the institution level during 2018 – 2019	QnM	5	0	
5.3	Student Participation and Activities		5	0	0
Criterion V - Student Support and Progression			5	0	0
Criterion VI – Governance, Leadership and Management					
6.2	Strategy Development and Deployment				
6.2.4	Minutes of Meetings and action taken reports of Associations /Cells / Bodies / Committees /Clubs etc	QIM	2	2.5	5
6.2	Strategy Development and Deployment		2	2.5	5
Criterion VI – Governance, Leadership and Management			2	2.5	5
Criterion VII – Institutional Values and Best Practices					
7.2	Best Practices				
7.2.1	Describe any one best practice followed by the Department / Cell / Body / Committee / Club/Unit	QIM	30	3	90
7.2	Best Practices		30	3	90
7.3	Institutional Distinctiveness				
7.3.1	Describe/Explain the performance the Department in one area distinctive to its Vision, Priority & Thrust	QIM	20	3	60
7.3	Institutional Distinctiveness		20	3	60
Criterion VII – Institutional Values and Best Practices			50	3	150
Criteriawise Assessment					
5	Student Support & Progression		5	0	0
6	Governance, Leadership & Management		2	2.5	5
7	Institutional values & Best Practices		50	3	150
Overall:-			57	2.72	155

**Performance of metrics in Student Support & Progression,
Governance, Leadership & Management, Institutional Values & Best
Practices**



Department / Cell : Youth Welfare

Academic and Administrative Audit - 18.10.2019

Strengths and Weaknesses

Strengths :

- Best Practices
- Institutional Distinctiveness

Weaknesses :

- ✓ Student Participation and Activities





Scott Christian College (Autonomous), Nagercoil - 3

INTERNAL QUALITY ASSURANCE CELL



ACADEMIC & ADMINISTRATIVE AUDIT 2018 – 2019

GRADE

SCIENCE CLUB

B

Department / Cell : Science Club

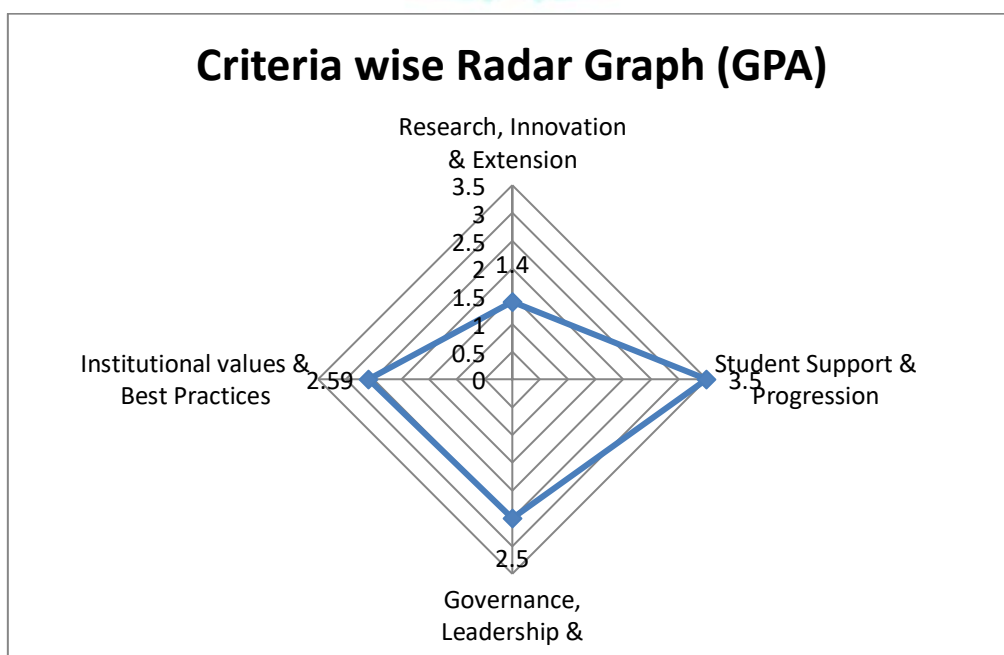
Academic and Administrative Audit - 18.10.2019

No	Criteria	Weightage (W1)	Criterion-wise Weighted Grade Point (CrWGP1)	Grade Point Averages (CrWGP _i /W _i)
1	Curricular Aspects	-	-	-
2	Teaching, Learning & Evaluation	-	-	-
3	Research, Innovation & Extension	25.00	35.0	1.40
4	Infrastructure & Learning resources	-	-	-
5	Student Support & Progression	10	35.0	3.50
6	Governance, Leadership & Management	2	5.0	2.50
7	Institutional values & Best Practices	58	150.0	2.59
Total		95.00	225.00	2.37
CGPA :		2.37		

Dean IQAC



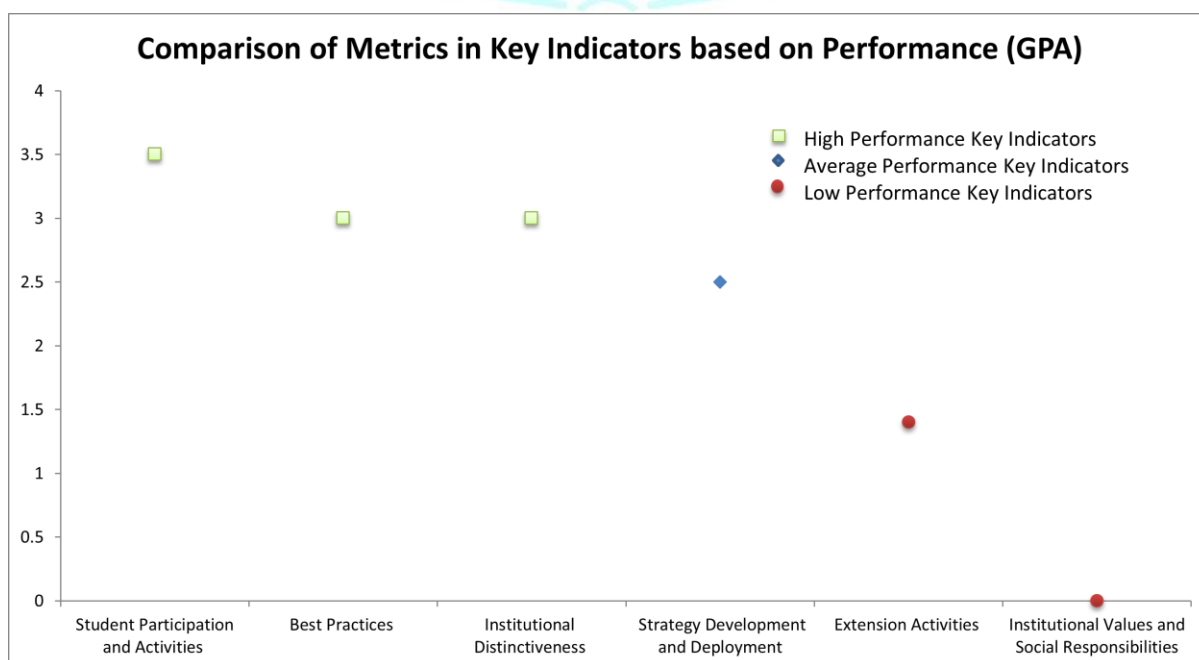
Principal



Department / Cell : Science Club

Academic and Administrative Audit - 18.10.2019

No	Criteria and Key Indicators	Key Indicator Weightage (W _i)	Key Indicator Wise Weighted Grade Points (KIWGP) _i	Grade Point Averages (CrWGPi/Wi)
Criterion III – Research, Innovations and Extension				
3.6	Extension Activities	25	35	1.4
	Total	25	35.0	1.40
Criterion V - Student Support and Progression				
5.3	Student Participation and Activities	10	35	3.5
	Total	10	35.0	3.50
Criterion VI – Governance, Leadership and Management				
6.2	Strategy Development and Deployment	2	5	2.5
	Total	2	5.0	2.50
Criterion VII – Institutional Values and Best Practices				
7.1	Institutional Values and Social Responsibilities	8	0	0
7.2	Best Practices	30	90	3
7.3	Institutional Distinctiveness	20	60	3
	Total	58	150.0	2.59
	Grand Total	95	225.0	2.37





Scott Christian College (Autonomous), Nagercoil - 3

AAA 2018 - 2019 - Assessment Sheet

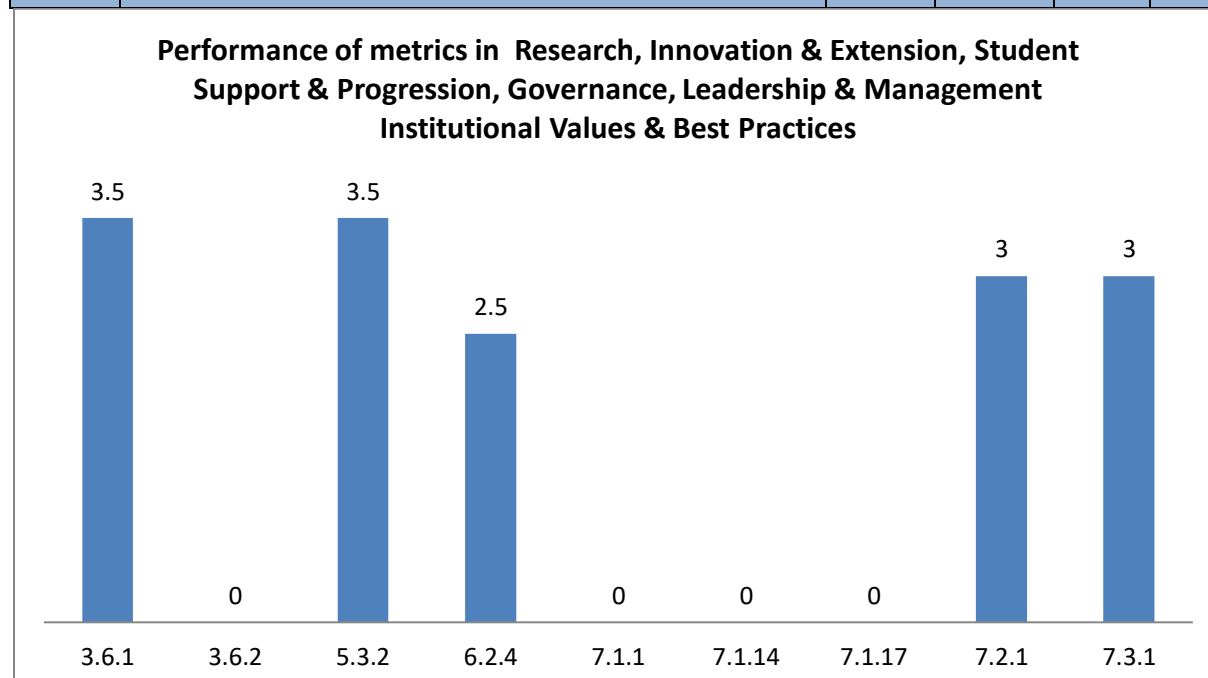
Science Club

Qualitative & Quantitative Metrics



Metric	Parameter	QIM/ QnM	Weight age	Score	Wtd. Score
	Criterion III – Research, Innovations and Extension				
3.6	Extension Activities				
3.6.1	What are the Extension activities in the neighborhood community in terms of impact and sensitizing students to social issues and holistic development during 2018-2019?	QIM	10	3.5	35
3.6.2	Number of awards and recognition received for extension activities from Government /recognized bodies during 2018 - 19	QnM	15	0	0
3.6	Extension Activities		25	1.4	35
	Criterion III – Research, Innovations and Extension		25	1.4	35
	Criterion V - Student Support and Progression				
5.3	Student Participation and Activities				
5.3.2	<i>Presence of an active Student Council & representation of students on academic & administrative bodies/committees</i>	QIM	10	3.5	35
5.3	Student Participation and Activities		10	3.5	35
	Criterion V - Student Support and Progression		10	3.5	35
	Criterion VI – Governance, Leadership and Management				
6.2	Strategy Development and Deployment				
6.2.4	Minutes of Meetings and action taken reports of Associations /Cells / Bodies / Committees /Clubs etc	QIM	2	2.5	5
6.2	Strategy Development and Deployment		2	2.5	5
	Criterion VI – Governance, Leadership and Management		2	2.5	5
	Criterion VII – Institutional Values and Best Practices				
7.1	Institutional Values and Social Responsibilities				
7.1.1	Number of gender equity promotion Programmes organized by the department/club/cell/ unit during 2018-2019	QnM	5	0	0
7.1.14	The Department plans and organizes appropriate activities to increase consciousness about national identities and symbols; Fundamental Duties and Rights of Indian citizens and other constitutional obligations (Yes/No)	QnM	1	0	0

7.1.17	Number of activities conducted for promotion of universal values (Truth, Righteous conduct, Love, Non-Violence and peace); national values, human values, national integration, communal harmony and social cohesion as well as for observance of fundamental duties during 2018-2019	QnM	2	0	0
7.1	Institutional Values and Social Responsibilities		8	0	0
7.2	Best Practices				
7.2.1	Describe any one best practice followed by the Department / Cell / Body / Committee / Club/Unit	QIM	30	3	90
7.2	Best Practices		30	3	90
7.3	Institutional Distinctiveness				
7.3.1	Describe/Explain the performance the Department in one area distinctive to its Vision, Priority & Thrust	QIM	20	3	60
7.3	Institutional Distinctiveness		20	3	60
Criterion VII – Institutional Values and Best Practices			58	2.59	150
Criteria-wise Assessment			Weight age (W)	Score	Wtd Grade Point (WGP)
3	Research, Innovation & Extension		25	1.4	35
5	Student Support & Progression		10	3.5	35
6	Governance, Leadership & Management		2	2.5	5
7	Institutional values & Best Practices		58	2.59	150
Overall:-			95	2.37	225



Department / Cell : Science Club

Academic and Administrative Audit - 18.10.2019

Strengths and Weaknesses

Strengths :

- Student Participation and Activities
- Best Practices
- Institutional Distinctiveness

Weaknesses :

- ✓ Institutional Values and Social Responsibilities






Scott Christian College (Autonomous), Nagercoil - 3
INTERNAL QUALITY ASSURANCE CELL



ACADEMIC & ADMINISTRATIVE AUDIT 2018 – 2019

GRADE

YOUTH RED CROSS



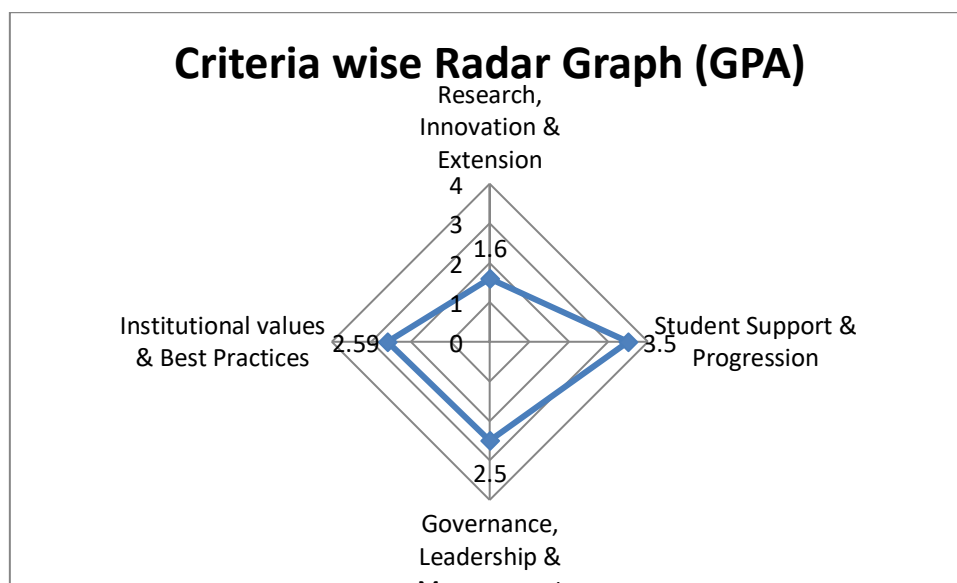
Department / Cell : Youth Red Cross

Academic and Administrative Audit - 18.10.2019

No	Criteria	Weightage (W1)	Criterion-wise Weighted Grade Point (CrWGP1)	Grade Point Averages (CrWGP _i /W _i)
1	Curricular Aspects	-	-	-
2	Teaching, Learning & Evaluation	-	-	-
3	Research, Innovation & Extension	25.00	40.0	1.60
4	Infrastructure & Learning resources	-	-	-
5	Student Support & Progression	10	35.0	3.50
6	Governance, Leadership & Management	2	5.0	2.50
7	Institutional values & Best Practices	58	150.0	2.59
Total		95.00	230.00	2.42
CGPA :		2.42		

Dean IQAC

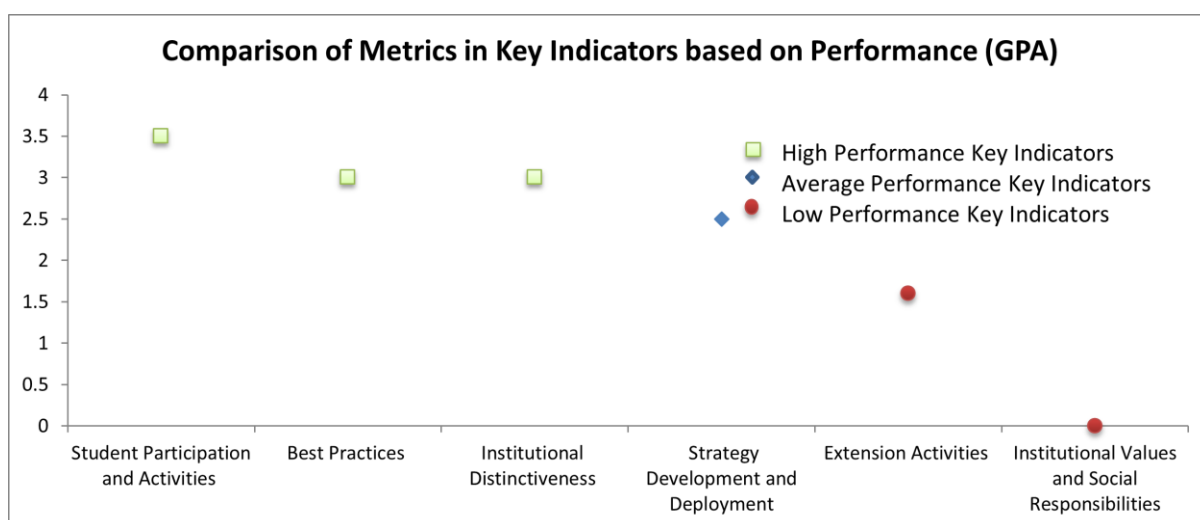
Principal



Department / Cell : Youth Red Cross

Academic and Administrative Audit - 18.10.2019

No	Criteria and Key Indicators	Key Indicator Weightage (W _i)	Key Indicator Wise Weighted Grade Points (KIWGP) _i	Grade Point Averages (CrWGPI/W _i)
Criterion III – Research, Innovations and Extension				
3.6	Extension Activities	25	40	1.6
	Total	25	40.0	1.60
Criterion V - Student Support and Progression				
5.3	Student Participation and Activities	10	35	3.5
	Total	10	35.0	3.50
Criterion VI – Governance, Leadership and Management				
6.2	Strategy Development and Deployment	2	5	2.5
	Total	2	5.0	2.50
Criterion VII – Institutional Values and Best Practices				
7.1	Institutional Values and Social Responsibilities	8	0	0
7.2	Best Practices	30	90	3
7.3	Institutional Distinctiveness	20	60	3
	Total	58	150.0	2.59
	Grand Total	95	230.0	2.42





Scott Christian College (Autonomous), Nagercoil - 3

AAA 2018 - 2019 - Assessment Sheet

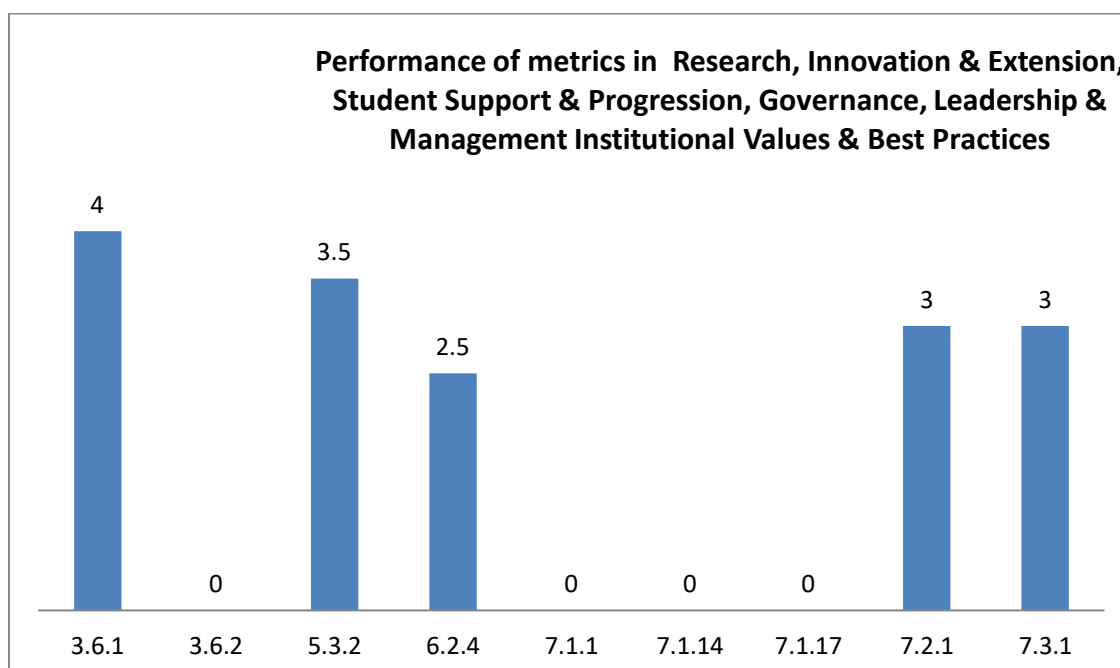


Youth Red Cross

Qualitative & Quantitative Metrics

Metric	Parameter	QIM/ QnM	Weight age	Score	Wtd. Score
Criterion III – Research, Innovations and Extension					
3.6	Extension Activities				
3.6.1	What are the Extension activities in the neighborhood community in terms of impact and sensitizing students to social issues and holistic development during 2018-2019?	QIM	10	4	40
3.6.2	Number of awards and recognition received for extension activities from Government /recognized bodies during 2018 - 19	QnM	15	0	0
3.6	Extension Activities		25	1.6	40
Criterion III – Research, Innovations and Extension					
			25	1.6	40
Criterion V - Student Support and Progression					
5.3	Student Participation and Activities				
5.3.2	<i>Presence of an active Student Council & representation of students on academic & administrative bodies/committees</i>	QIM	10	3.5	35
5.3	Student Participation and Activities		10	3.5	35
Criterion V - Student Support and Progression					
			10	3.5	35
Criterion VI – Governance, Leadership and Management					
6.2	Strategy Development and Deployment				
6.2.4	Minutes of Meetings and action taken reports of Associations /Cells / Bodies / Committees /Clubs etc	QIM	2	2.5	5
6.2	Strategy Development and Deployment		2	2.5	5
Criterion VI – Governance, Leadership and Management					
			2	2.5	5
Criterion VII – Institutional Values and Best Practices					
7.1	Institutional Values and Social Responsibilities				
7.1.1	Number of gender equity promotion Programmes organized by the department/club/cell/ unit during 2018-2019	QnM	5	0	0
7.1.14	The Department plans and organizes appropriate activities to increase consciousness about national identities and symbols; Fundamental Duties and Rights of Indian citizens and other constitutional obligations (Yes/No)	QnM	1	0	0

7.1.17	Number of activities conducted for promotion of universal values (Truth, Righteous conduct, Love, Non-Violence and peace); national values, human values, national integration, communal harmony and social cohesion as well as for observance of fundamental duties during 2018-2019	QnM	2	0	0
7.1	Institutional Values and Social Responsibilities		8	0	0
7.2	Best Practices				
7.2.1	Describe any one best practice followed by the Department / Cell / Body / Committee / Club/Unit	QIM	30	3	90
7.2	Best Practices		30	3	90
7.3	Institutional Distinctiveness				
7.3.1	Describe/Explain the performance the Department in one area distinctive to its Vision, Priority & Thrust	QIM	20	3	60
7.3	Institutional Distinctiveness		20	3	60
Criterion VII – Institutional Values and Best Practices			58	2.59	150
	Criteria-wise Assessment		Weight age (W)	Score	Wtd Grade Point (WGP)
3	Research, Innovation & Extension		25	1.6	40
5	Student Support & Progression		10	3.5	35
6	Governance, Leadership & Management		2	2.5	5
7	Institutional values & Best Practices		58	2.59	150
Overall:-			95	2.42	230



Department / Cell : Youth Red Cross

Academic and Administrative Audit - 18.10.2019

Strengths and Weaknesses

Strengths :

- Student Participation and Activities
- Best Practices
- Institutional Distinctiveness

Weaknesses :

- ✓ Institutional Values and Social Responsibilities






Scott Christian College (Autonomous), Nagercoil - 3
INTERNAL QUALITY ASSURANCE CELL



ACADEMIC & ADMINISTRATIVE AUDIT 2018 – 2019

GRADE

SCOTT ADVENTURE CLUB

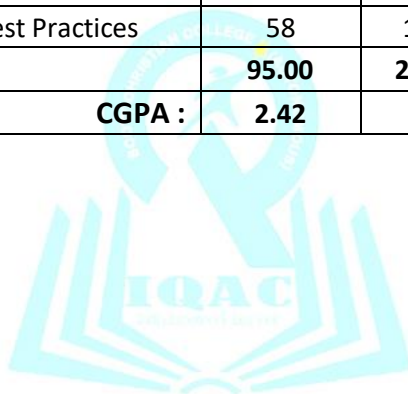


Department / Cell : Scott Adventure Club

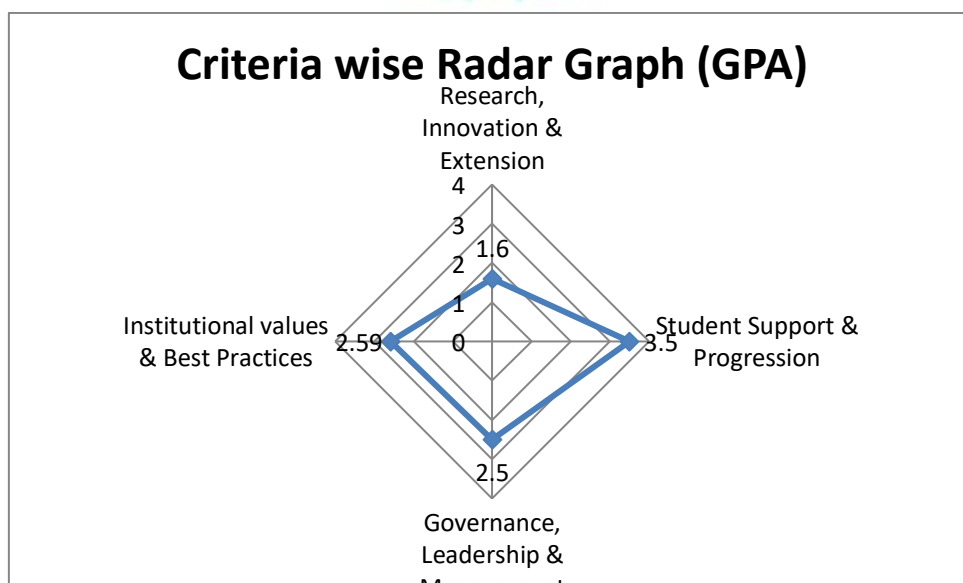
Academic and Administrative Audit - 18.10.2019

No	Criteria	Weightage (W1)	Criterion-wise Weighted Grade Point (CrWGP1)	Grade Point Averages (CrWGP _i /W _i)
1	Curricular Aspects	-	-	-
2	Teaching, Learning & Evaluation	-	-	-
3	Research, Innovation & Extension	25.00	40.0	1.60
4	Infrastructure & Learning resources	-	-	-
5	Student Support & Progression	10	35.0	3.50
6	Governance, Leadership & Management	2	5.0	2.50
7	Institutional values & Best Practices	58	150.0	2.59
	Total	95.00	230.00	2.42
	CGPA :	2.42		

Dean IQAC



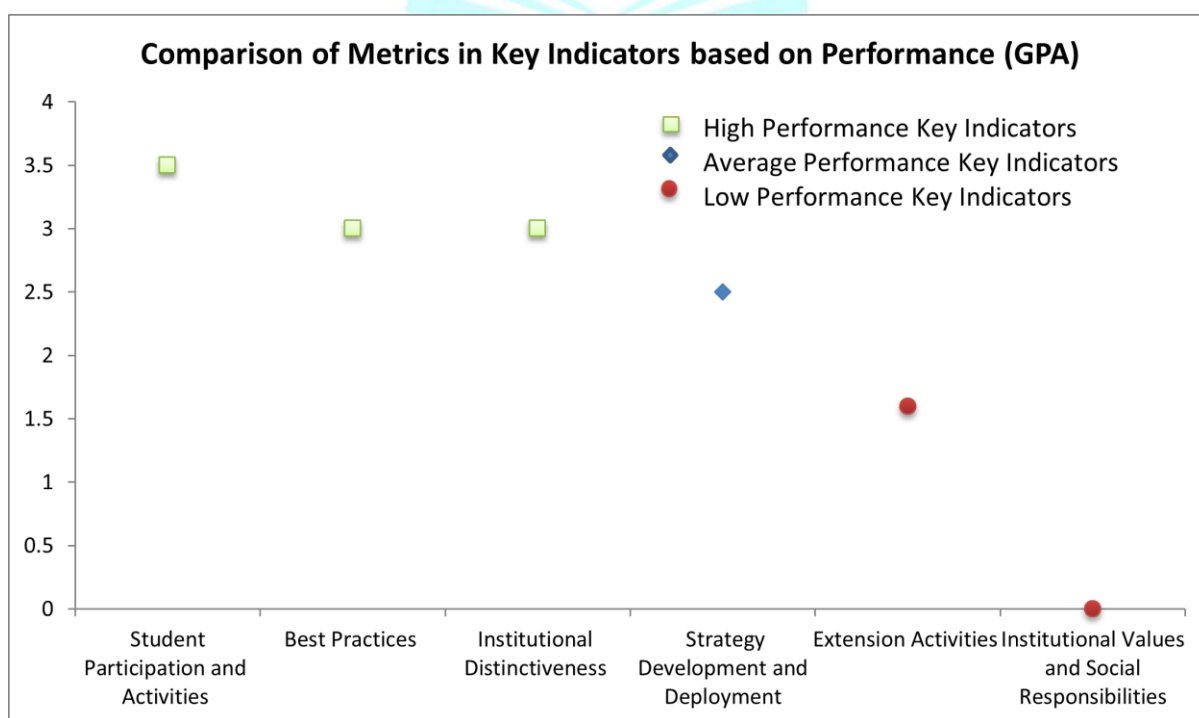
Principal



Department / Cell : Scott Adventure Club

Academic and Administrative Audit - 18.10.2019

No	Criteria and Key Indicators	Key Indicator Weightage (W _i)	Key Indicator Wise Weighted Grade Points (KIWGP) _i	Grade Point Averages (CrWGPi/Wi)
Criterion III – Research, Innovations and Extension				
3.6	Extension Activities	25	40	1.6
	Total	25	40.0	1.60
Criterion V - Student Support and Progression				
5.3	Student Participation and Activities	10	35	3.5
	Total	10	35.0	3.50
Criterion VI – Governance, Leadership and Management				
6.2	Strategy Development and Deployment	2	5	2.5
	Total	2	5.0	2.50
Criterion VII – Institutional Values and Best Practices				
7.1	Institutional Values and Social Responsibilities	8	0	0
7.2	Best Practices	30	90	3
7.3	Institutional Distinctiveness	20	60	3
	Total	58	150.0	2.59
	Grand Total	95	230.0	2.42





Scott Christian College (Autonomous), Nagercoil - 3

AAA 2018 - 2019 - Assessment Sheet



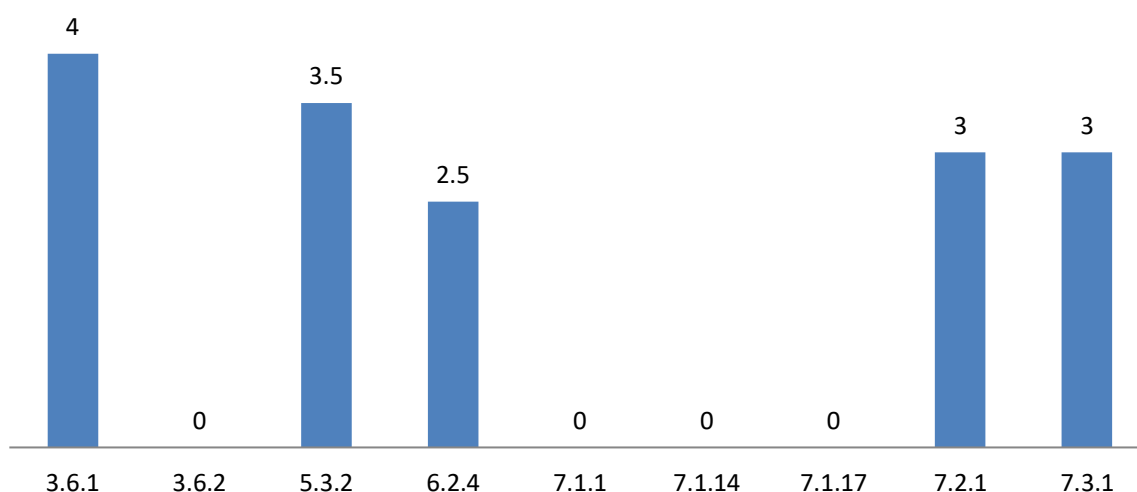
Scott Adventure Club

Qualitative & Quantitative Metrics

Metric	Parameter	QIM/ QnM	Weight age	Score	Wtd. Score
Criterion III – Research, Innovations and Extension					
3.6	Extension Activities				
3.6.1	What are the Extension activities in the neighborhood community in terms of impact and sensitizing students to social issues and holistic development during 2018-2019?	QIM	10	4	40
3.6.2	Number of awards and recognition received for extension activities from Government /recognized bodies during 2018 - 19	QnM	15	0	0
3.6	Extension Activities		25	1.6	40
Criterion III – Research, Innovations and Extension					
			25	1.6	40
Criterion V - Student Support and Progression					
5.3	Student Participation and Activities				
5.3.2	<i>Presence of an active Student Council & representation of students on academic & administrative bodies/committees</i>	QIM	10	3.5	35
5.3	Student Participation and Activities		10	3.5	35
Criterion V - Student Support and Progression					
			10	3.5	35
Criterion VI – Governance, Leadership and Management					
6.2	Strategy Development and Deployment				
6.2.4	Minutes of Meetings and action taken reports of Associations /Cells / Bodies / Committees /Clubs etc	QIM	2	2.5	5
6.2	Strategy Development and Deployment		2	2.5	5
Criterion VI – Governance, Leadership and Management					
			2	2.5	5
Criterion VII – Institutional Values and Best Practices					
7.1	Institutional Values and Social Responsibilities				
7.1.1	Number of gender equity promotion Programmes organized by the department/club/cell/ unit during 2018-2019	QnM	5	0	0
7.1.14	The Department plans and organizes appropriate activities to increase consciousness about national identities and symbols; Fundamental Duties and Rights of Indian citizens and other constitutional obligations (Yes/No)	QnM	1	0	0

7.1.17	Number of activities conducted for promotion of universal values (Truth, Righteous conduct, Love, Non-Violence and peace); national values, human values, national integration, communal harmony and social cohesion as well as for observance of fundamental duties during 2018-2019	QnM	2	0	0
7.1	Institutional Values and Social Responsibilities		8	0	0
7.2	Best Practices				
7.2.1	Describe any one best practice followed by the Department / Cell / Body / Committee / Club/Unit	QIM	30	3	90
7.2	Best Practices		30	3	90
7.3	Institutional Distinctiveness				
7.3.1	Describe/Explain the performance the Department in one area distinctive to its Vision, Priority & Thrust	QIM	20	3	60
7.3	Institutional Distinctiveness		20	3	60
Criterion VII – Institutional Values and Best Practices			58	2.59	150
Criteria-wise Assessment			Weight age (W)	Score	Wtd Grade Point (WGP)
3	Research, Innovation & Extension		25	1.6	40
5	Student Support & Progression		10	3.5	35
6	Governance, Leadership & Management		2	2.5	5
7	Institutional values & Best Practices		58	2.59	150
Overall:-			95	2.42	230

Performance of metrics in Research, Innovation & Extension, Student Support & Progression, Governance, Leadership & Management Institutional Values & Best Practices



Department / Cell : Scott Adventure Club

Academic and Administrative Audit - 18.10.2019

Strengths and Weaknesses

Strengths :

- Student Participation and Activities
- Best Practices
- Institutional Distinctiveness

Weaknesses :

- ✓ Institutional Values and Social Responsibilities





Scott Christian College (Autonomous), Nagercoil - 3

INTERNAL QUALITY ASSURANCE CELL



ACADEMIC & ADMINISTRATIVE AUDIT 2018 – 2019

GRADE

ROTARACT CLUB



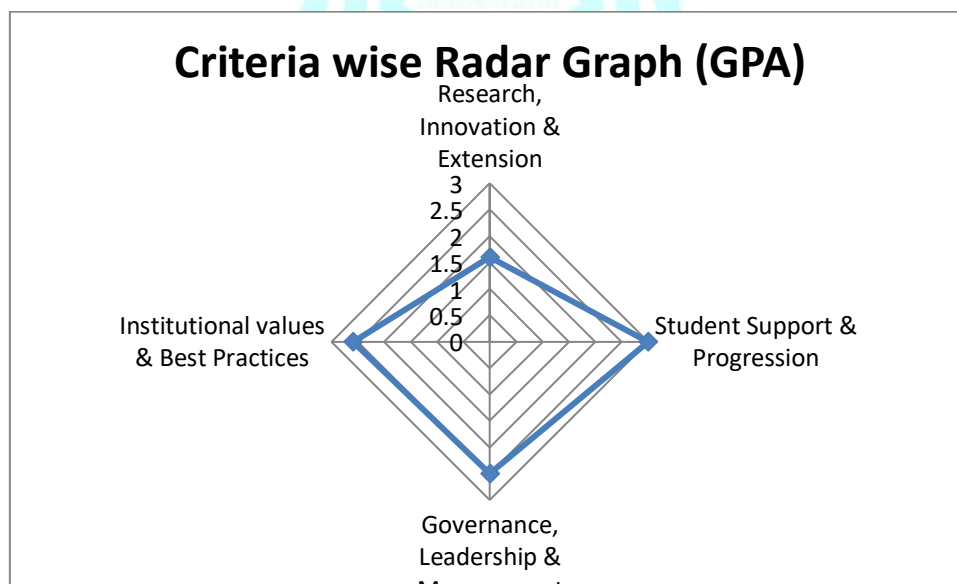
Department / Cell : Rotaract Club

Academic and Administrative Audit - 18.10.2019

No	Criteria	Weightage (W1)	Criterion-wise Weighted Grade Point (CrWGP1)	Grade Point Averages (CrWGP _i /W _i)
1	Curricular Aspects	-	-	-
2	Teaching, Learning & Evaluation	-	-	-
3	Research, Innovation & Extension	25.00	40.0	1.60
4	Infrastructure & Learning resources	-	-	-
5	Student Support & Progression	10	30.0	3.00
6	Governance, Leadership & Management	2	5.0	2.50
7	Institutional values & Best Practices	58	150.0	2.59
Total		95.00	225.00	2.37
CGPA :		2.37		

Dean IQAC

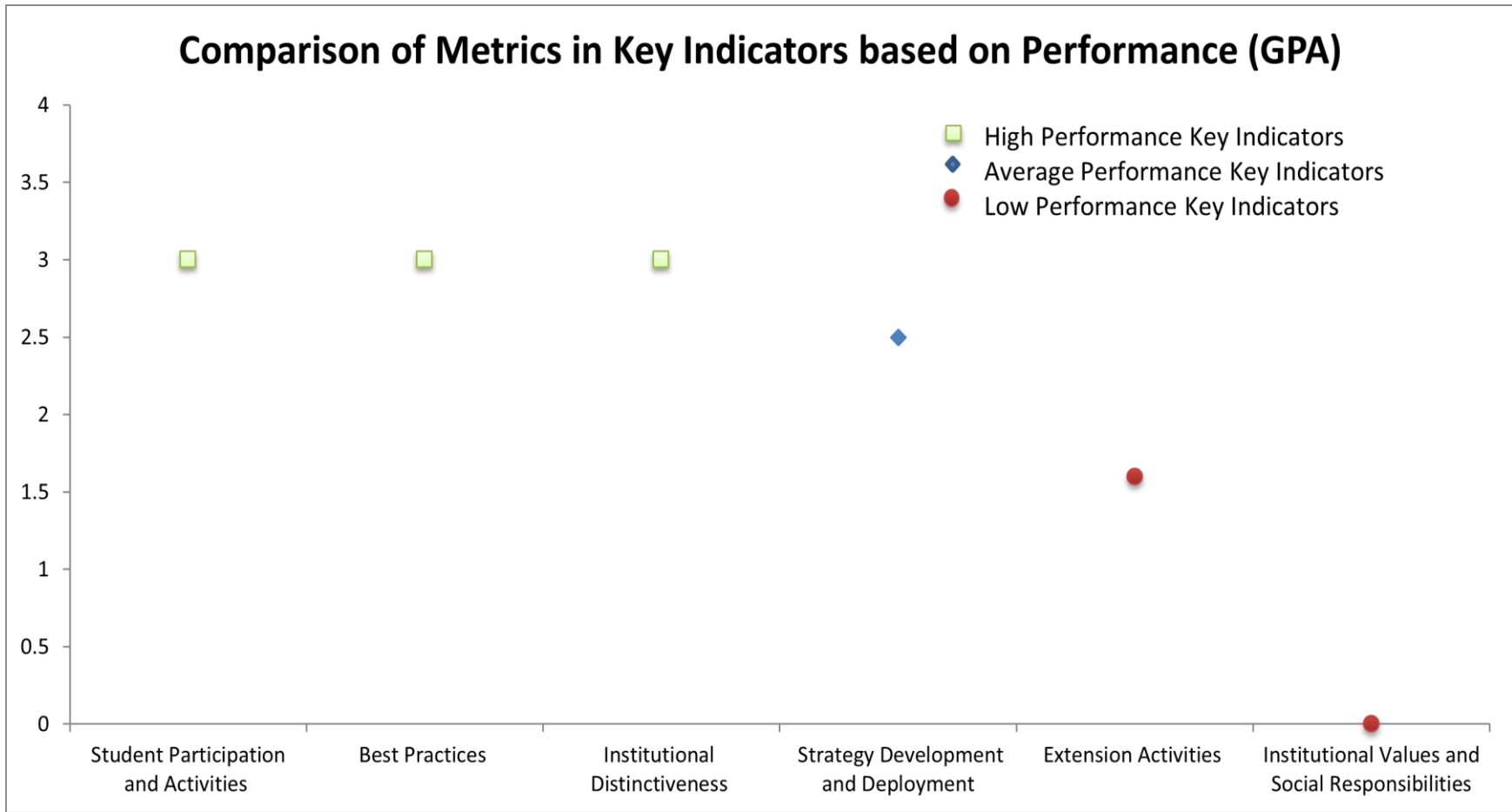
Principal



Department / Cell : Rotaract Club

Academic and Administrative Audit - 18.10.2019

No	Criteria and Key Indicators	Key Indicator Weightage (W _i)	Key Indicator Wise Weighted Grade Points (KIWGP) _i	Grade Point Averages (CrWGPI/W _i)
Criterion III – Research, Innovations and Extension				
3.6	Extension Activities	25	40	1.6
	Total	25	40.0	1.60
Criterion V - Student Support and Progression				
5.3	Student Participation and Activities	10	30	3
	Total	10	30.0	3.00
Criterion VI – Governance, Leadership and Management				
6.2	Strategy Development and Deployment	2	5	2.5
	Total	2	5.0	2.50
Criterion VII – Institutional Values and Best Practices				
7.1	Institutional Values and Social Responsibilities	8	0	0
7.2	Best Practices	30	90	3
7.3	Institutional Distinctiveness	20	60	3
	Total	58	150.0	2.59
	Grand Total	95	225.0	2.37





Scott Christian College (Autonomous), Nagercoil - 3

AAA 2018 - 2019 - Assessment Sheet

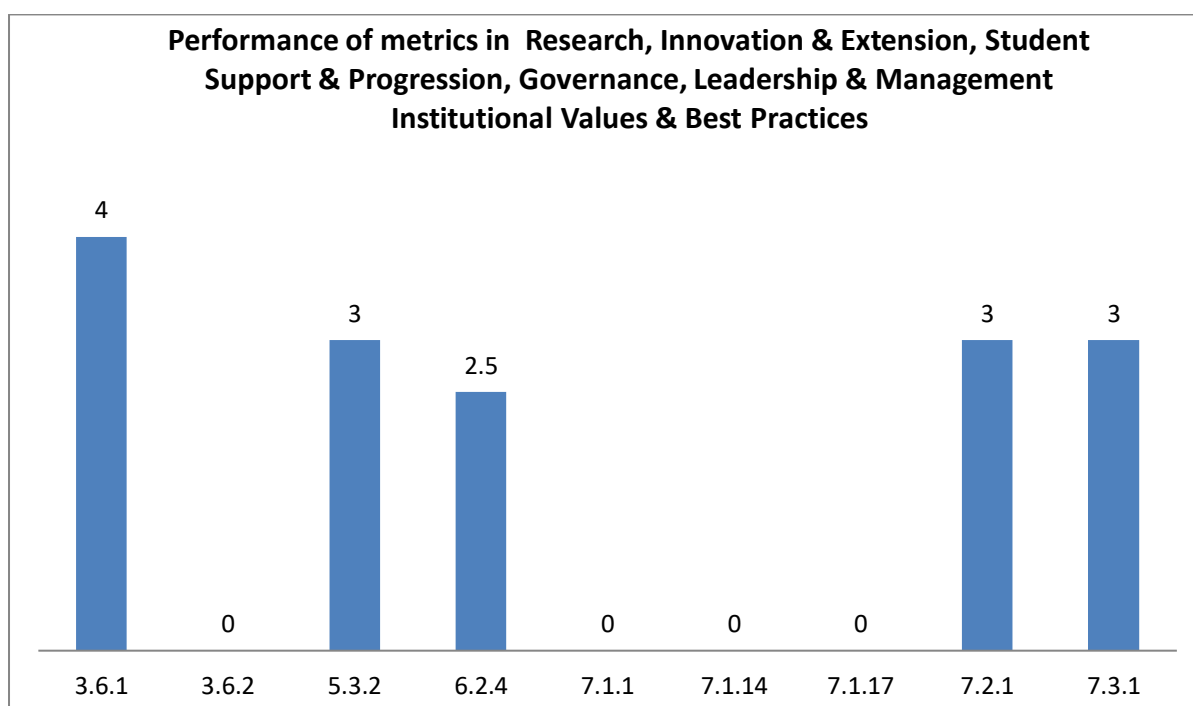
Rotaract Club



Qualitative & Quantitative Metrics

Metric	Parameter	QIM/ QnM	Weight age	Score	Wtd. Score
	Criterion III – Research, Innovations and Extension				
3.6	Extension Activities				
3.6.1	What are the Extension activities in the neighborhood community in terms of impact and sensitizing students to social issues and holistic development during 2018-2019?	QIM	10	4	40
3.6.2	Number of awards and recognition received for extension activities from Government /recognized bodies during 2018 - 19	QnM	15	0	0
3.6	Extension Activities		25	1.6	40
	Criterion III – Research, Innovations and Extension		25	1.6	40
	Criterion V - Student Support and Progression				
5.3	Student Participation and Activities				
5.3.2	<i>Presence of an active Student Council & representation of students on academic & administrative bodies/committees</i>	QIM	10	3	30
5.3	Student Participation and Activities		10	3	30
	Criterion V - Student Support and Progression		10	3	30
	Criterion VI – Governance, Leadership and Management				
6.2	Strategy Development and Deployment				
6.2.4	Minutes of Meetings and action taken reports of Associations /Cells / Bodies / Committees /Clubs etc	QIM	2	2.5	5
6.2	Strategy Development and Deployment		2	2.5	5
	Criterion VI – Governance, Leadership and Management		2	2.5	5
	Criterion VII – Institutional Values and Best Practices				
7.1	Institutional Values and Social Responsibilities				
7.1.1	Number of gender equity promotion Programmes organized by the department/club/cell/ unit during 2018-2019	QnM	5	0	0
7.1.14	The Department plans and organizes appropriate activities to increase consciousness about national identities and symbols; Fundamental Duties and Rights of Indian citizens and other constitutional obligations (Yes/No)	QnM	1	0	0

7.1.17	Number of activities conducted for promotion of universal values (Truth, Righteous conduct, Love, Non-Violence and peace); national values, human values, national integration, communal harmony and social cohesion as well as for observance of fundamental duties during 2018-2019	QnM	2	0	0
7.1	Institutional Values and Social Responsibilities		8	0	0
7.2	Best Practices				
7.2.1	Describe any one best practice followed by the Department / Cell / Body / Committee / Club/Unit	QIM	30	3	90
7.2	Best Practices		30	3	90
7.3	Institutional Distinctiveness				
7.3.1	Describe/Explain the performance the Department in one area distinctive to its Vision, Priority & Thrust	QIM	20	3	60
7.3	Institutional Distinctiveness		20	3	60
Criterion VII – Institutional Values and Best Practices			58	2.59	150
	Criteria-wise Assessment		Weight age (W)	Score	Wtd Grade Point (WGP)
3	Research, Innovation & Extension		25	1.6	40
5	Student Support & Progression		10	3	30
6	Governance, Leadership & Management		2	2.5	5
7	Institutional values & Best Practices		58	2.59	150
	Overall:-		95	2.37	225



Department / Cell : Rotaract Club

Academic and Administrative Audit - 18.10.2019

Strengths and Weaknesses

Strengths :

- Student Participation and Activities
- Best Practices
- Institutional Distinctiveness

Weaknesses :

- ✓ Institutional Values and Social Responsibilities





Scott Christian College (Autonomous), Nagercoil - 3
INTERNAL QUALITY ASSURANCE CELL



ACADEMIC & ADMINISTRATIVE AUDIT 2018 – 2019

GRADE

INNOVATION

D

Department / Cell : Innovation

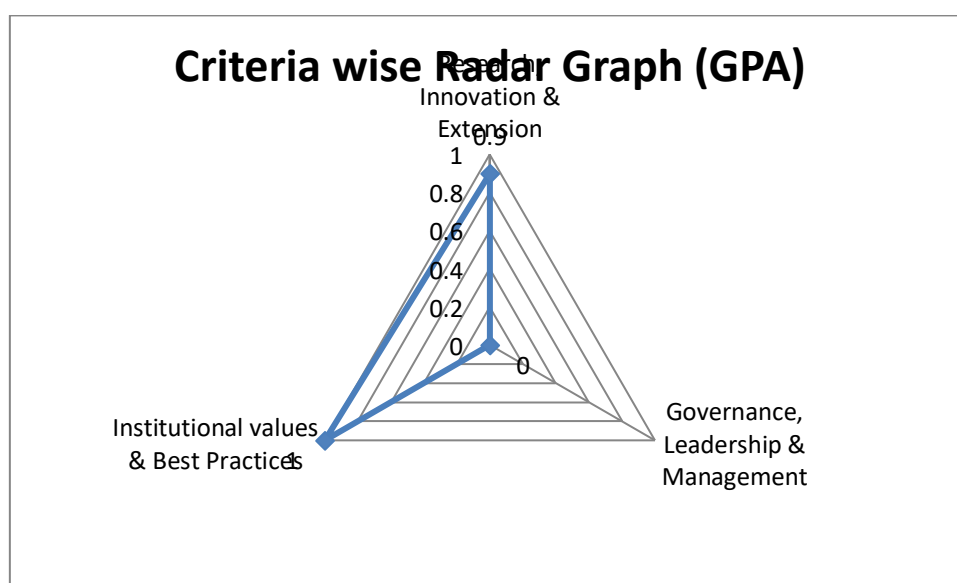
Academic and Administrative Audit - 18.10.2019

No	Criteria	Weightage (W1)	Criterion-wise Weighted Grade Point (CrWGP1)	Grade Point Averages (CrWGP _i /W _i)
1	Curricular Aspects	-	-	-
2	Teaching, Learning & Evaluation	-	-	-
3	Research, Innovation & Extension	20.00	18.0	0.90
4	Infrastructure & Learning resources	-	-	-
5	Student Support & Progression	-	-	-
6	Governance, Leadership & Management	2.00	0.00	0.00
7	Institutional values & Best Practices	50.00	50.00	1.00
	Total	72.00	68.00	0.94
	CGPA :	0.94		



Dean IQAC

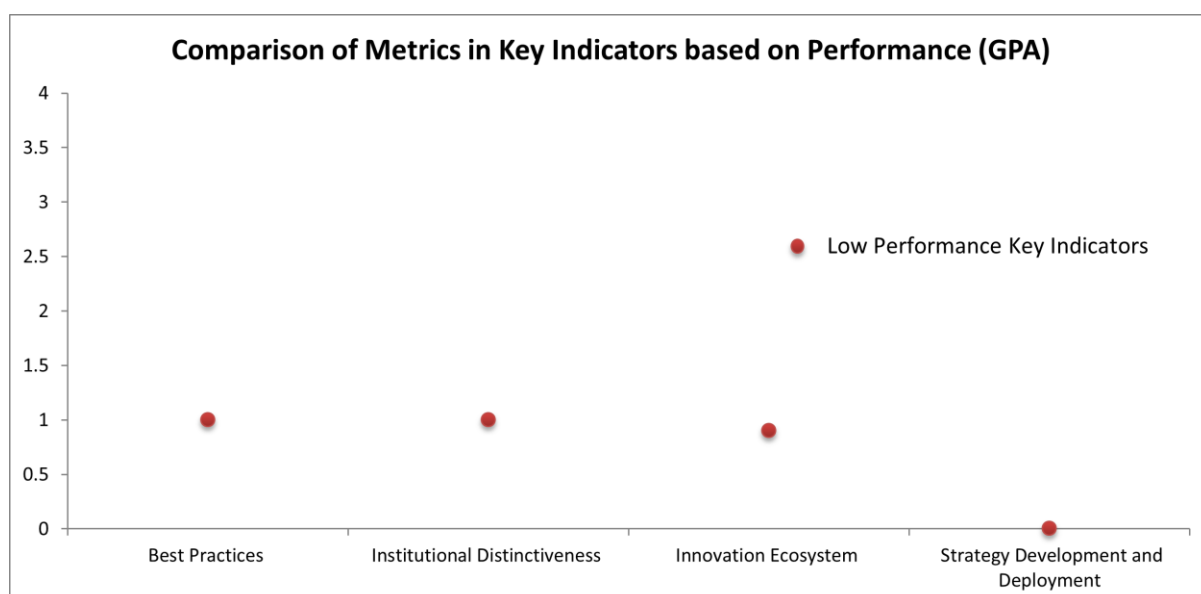
Principal



Department / Cell : Innovation

Academic and Administrative Audit - 18.10.2019

No	Criteria and Key Indicators	Key Indicator Weightage (W _i)	Key Indicator Wise Weighted Grade Points (KIWGP) _i	Grade Point Averages (CrWGPI/Wi)
Criterion III – Research, Innovations and Extension				
3.3	Innovation Ecosystem	20	18	0.9
	Total	20	18.0	0.90
Criterion VI – Governance, Leadership and Management				
6.2	Strategy Development and Deployment	2	0	0
	Total	2	0.0	0.00
Criterion VII – Institutional Values and Best Practices				
7.2	Best Practices	30	30	1
7.3	Institutional Distinctiveness	20	20	1
	Total	50	50	1.00
	Grand Total	72	68	0.94





Scott Christian College (Autonomous), Nagercoil - 3

AAA 2018 - 2019 - Assessment Sheet

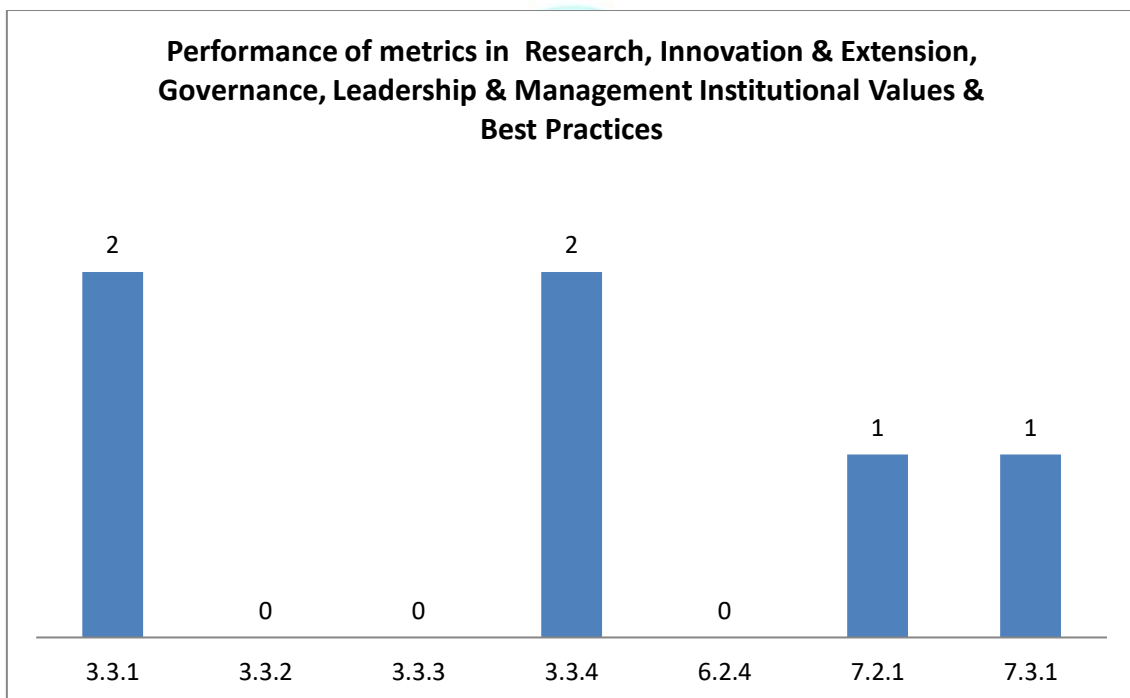
Innovation

Qualitative & Quantitative Metrics



Metric	Parameter	QIM/ QnM	Weight age	Score	Wtd. Score
Criterion III – Research, Innovations and Extension					
3.3	Innovation Ecosystem				
3.3.1	What are the innovation done by the Department / Club including Incubation Centre and other initiatives for creation and transfer of knowledge?	QIM	4	2	8
3.3.2	Number of workshops/seminars conducted on Intellectual Property Rights (IPR) and Industry-Academia Innovative practices during 2018-2019	QnM	6	0	0
3.3.3	Number of awards for innovation won by institution/teachers/research scholars/students during 2018-2019	QnM	5	0	0
3.3.4	Number of start-ups incubated on campus during 2018-2019	QnM	5	2	10
3.3	Innovation Ecosystem		20	0.9	18
Criterion III – Research, Innovations and Extension					
			20	0.9	18
Criterion VI – Governance, Leadership and Management					
6.2	Strategy Development and Deployment				
6.2.4	Minutes of Meetings and action taken reports of Associations /Cells / Bodies / Committees /Clubs etc	QIM	2	0	0
6.2	Strategy Development and Deployment		2	0	0
Criterion VI – Governance, Leadership and Management					
			2	0	0
Criterion VII – Institutional Values and Best Practices					
7.2	Best Practices				
7.2.1	Describe any one best practice followed by the Department / Cell / Body / Committee / Club/Unit	QIM	30	1	30
7.2	Best Practices		30	1	30
7.3	Institutional Distinctiveness				

7.3.1	Describe/Explain the performance the Department in one area distinctive to its Vision, Priority & Thrust	QIM	20	1	20
7.3	Institutional Distinctiveness		20	1	20
Criterion VII – Institutional Values and Best Practices			50	1	50
	Criteria-wise Assessment		Weight age (W)	Score	Wtd Grade Point (WGP)
3	Research, Innovation & Extension		20	0.9	18
6	Governance, Leadership & Management		2	0	0
7	Institutional values & Best Practices		50	1	50
Overall:-			72	0.94	68



Department / Cell : Innovation

Academic and Administrative Audit - 18.10.2019

Strengths and Weaknesses

Strengths : Nil

Weaknesses :

- ✓ Best Practices
- ✓ Institutional Distinctiveness
- ✓ Innovation Ecosystem
- ✓ Strategy Development and Deployment





Scott Christian College (Autonomous), Nagercoil - 3

INTERNAL QUALITY ASSURANCE CELL



ACADEMIC & ADMINISTRATIVE AUDIT 2018 – 2019

GRADE

HRDC

B

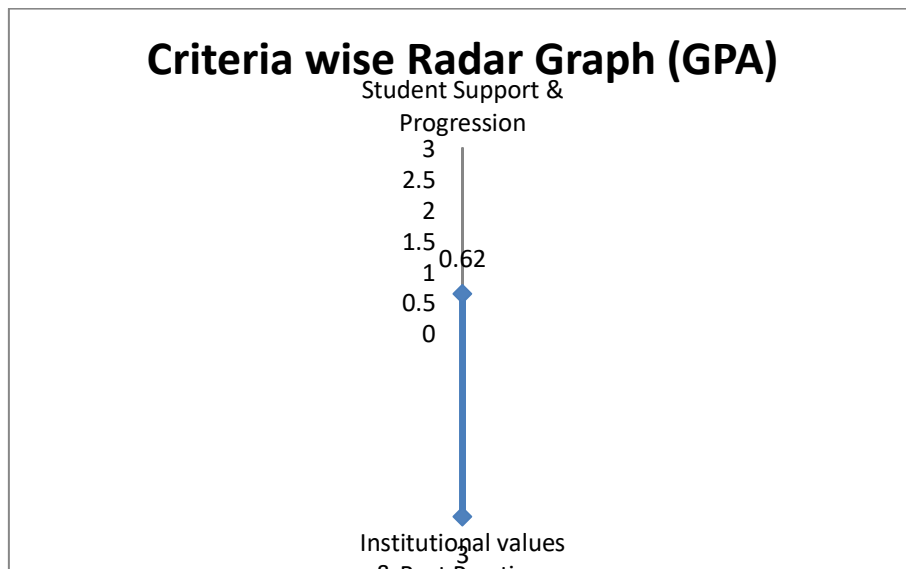
Department / Cell : HRDC

Academic and Administrative Audit - 18.10.2019

No	Criteria	Weightage (W1)	Criterion-wise Weighted Grade Point (CrWGP1)	Grade Point Averages (CrWGP _i /W _i)
1	Curricular Aspects	-	-	-
2	Teaching, Learning & Evaluation	-	-	-
3	Research, Innovation & Extension	-	-	-
4	Infrastructure & Learning resources	-	-	-
5	Student Support & Progression	29	18.0	0.62
6	Governance, Leadership & Management	-	-	-
7	Institutional values & Best Practices	50.00	150.00	3.00
	Total	79.00	168.00	2.13
	CGPA :	2.13		

Dean IQAC

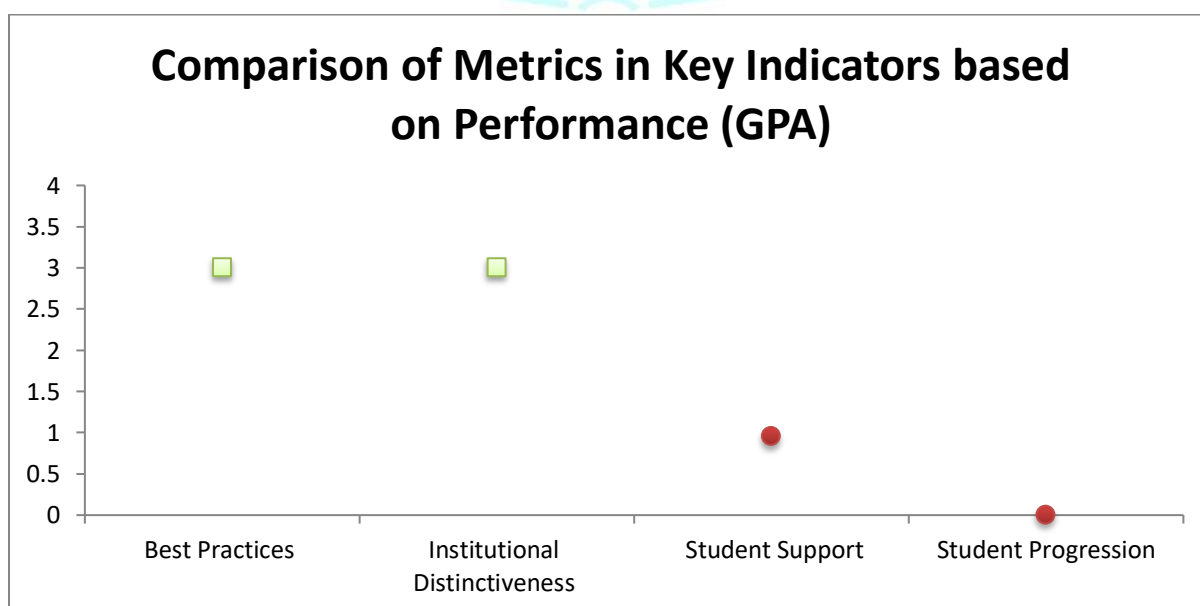
Principal



Department / Cell : HRDC

Academic and Administrative Audit - 18.10.2019

No	Criteria and Key Indicators	Key Indicator Weightage (W _i)	Key Indicator Wise Weighted Grade Points (KIWGP) _i	Grade Point Averages (CrWGPI/W _i)
Criterion V - Student Support and Progression				
5.1	Student Support	19	18	0.95
5.2	Student Progression	10	0	0
	Total	29	18	0.62
Criterion VII – Institutional Values and Best Practices				
7.2	Best Practices	30	90	3
7.3	Institutional Distinctiveness	20	60	3
	Total	50	150.0	3.00
	Grand Total	79	168.0	2.13





Scott Christian College (Autonomous), Nagercoil - 3

AAA 2018 - 2019 - Assessment Sheet

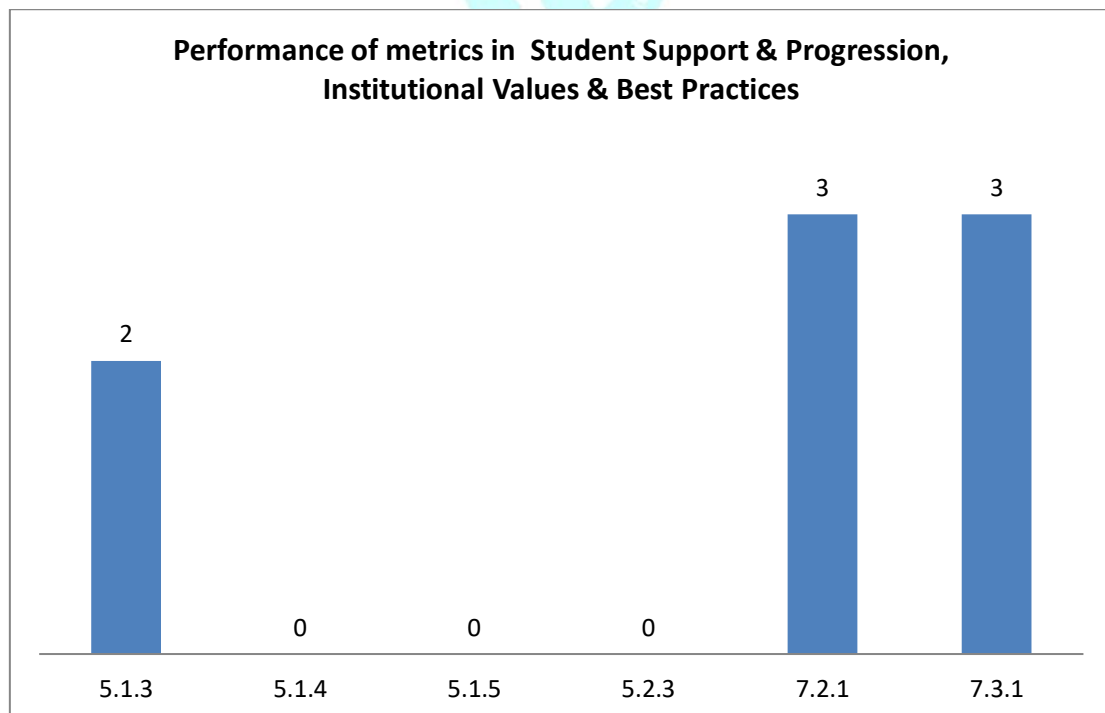
HRDC

Qualitative & Quantitative Metrics



Metric	Parameter	QIM/ QnM	Weight age	Score	Wtd. Score
Criterion V - Student Support and Progression					
5.1	Student Support				
5.1.3	Number of capability enhancement and development schemes 1. Guidance for competitive examinations, 2. Career Counselling, 3. Softskill development, 4. Remedial coaching 5. Language lab, 6. Bridge courses 7. Yoga and Meditation 8. Personal Counselling Options: A. 7 or more of the above B. Any 6 of the above V. Any 5 of the above D. Any 4 of the above E. ≤ 3 of the above (Opt one)	QnM	9	2	18
5.1.4	Students benefited by guidance for competitive examinations and career counseling offered by the institution during 2018-2019	QnM	8	0	0
5.1.5	Students benefited by Vocational Education and Training (VET) during 2018-2019	QnM	2	0	0
5.1	Student Support		19	0.95	18
5.2	Student Progression				
5.2.3	Students qualifying in state/ national/ international level examinations during 2018-2019 (eg: NET/ SLET/GATE/GMAT /CAT, GRE/TOFEL/Civil Services/State government examinations)	QnM	10	0	0
5.2	Student Progression		10	0	0
Criterion V - Student Support and Progression			29	0.62	18
Criterion VII – Institutional Values and Best Practices					
7.2	Best Practices				
7.2.1	Describe any one best practice followed by the Department / Cell / Body / Committee / Club/Unit	QIM	30	3	90
7.2	Best Practices		30	3	90

7.3	Institutional Distinctiveness				
7.3.1	Describe/Explain the performance the Department in one area distinctive to its Vision, Priority & Thrust	QIM	20	3	60
7.3	Institutional Distinctiveness		20	3	60
Criterion VII – Institutional Values and Best Practices			50	3	150
	Criteria-wise Assessment		Weight age (W)	Score	Wtd Grade Point (WGP)
5	Student Support & Progression		29	0.62	18
7	Institutional values & Best Practices		50	3	150
Overall:-			79	2.13	168



Department / Cell : HRDC

Academic and Administrative Audit - 18.10.2019

Strengths and Weaknesses

Strengths :

- Best Practices
- Institutional Distinctiveness

Weaknesses :

- ✓ Student Support
- ✓ Student Progression





Scott Christian College (Autonomous), Nagercoil - 3

INTERNAL QUALITY ASSURANCE CELL



ACADEMIC & ADMINISTRATIVE AUDIT 2018 – 2019

GRADE

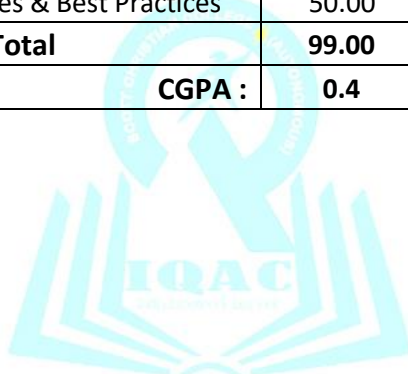
PLACEMENT

D

Department / Cell : Placement

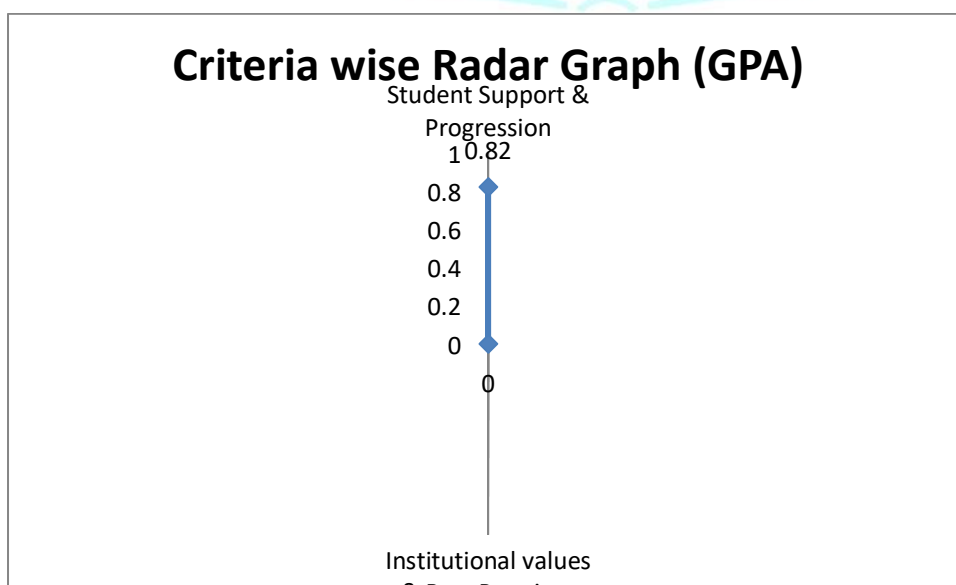
Academic and Administrative Audit - 18.10.2019

No	Criteria	Weightage (W1)	Criterion-wise Weighted Grade Point (CrWGP1)	Grade Point Averages (CrWGP _i /W _i)
1	Curricular Aspects	-	-	-
2	Teaching, Learning & Evaluation	-	-	-
3	Research, Innovation & Extension	-	-	-
4	Infrastructure & Learning resources	-	-	-
5	Student Support & Progression	49	40.0	0.82
6	Governance, Leadership & Management	-	-	-
7	Institutional values & Best Practices	50.00	0.00	0.00
Total		99.00	40.00	0.4
CGPA :		0.4		



Dean IQAC

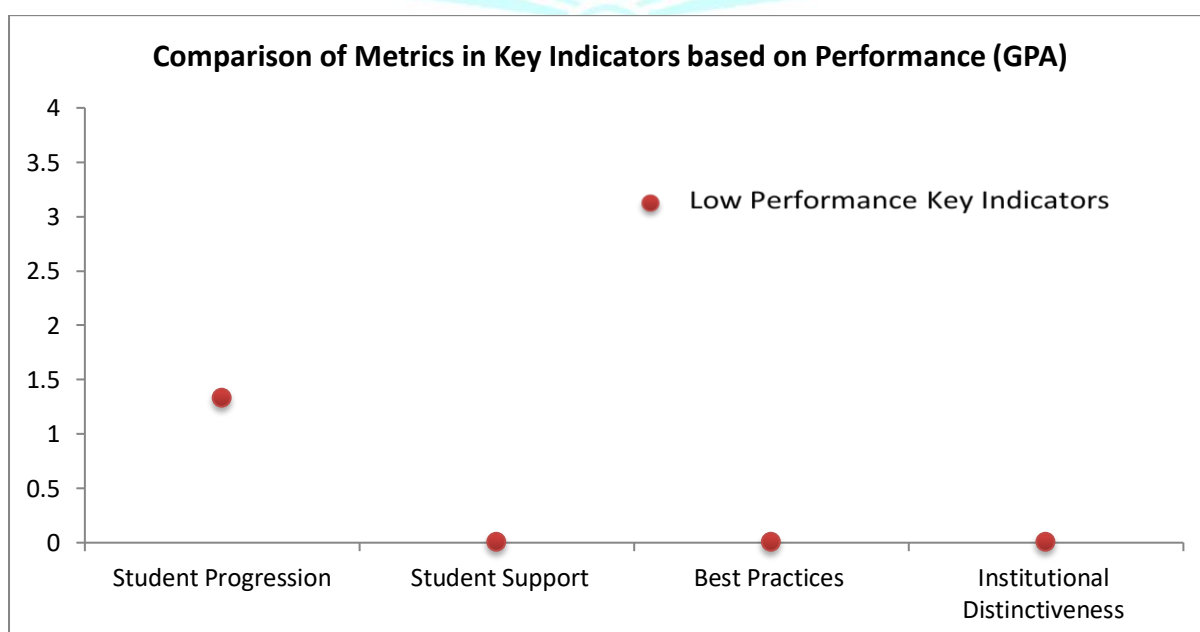
Principal



Department / Cell : Placement

Academic and Administrative Audit - 18.10.2019

No	Criteria and Key Indicators	Key Indicator Weightage (W _i)	Key Indicator Wise Weighted Grade Points (KIWGP) _i	Grade Point Averages (CrWGPI/W _i)
Criterion V - Student Support and Progression				
5.1	Student Support	19	0	0
5.2	Student Progression	30	40	1.33
	Total	49	40	0.82
Criterion VII – Institutional Values and Best Practices				
7.2	Best Practices	30	0	0
7.3	Institutional Distinctiveness	20	0	0
	Total	50	0	0.00
	Grand Total	99	40.0	0.4





Scott Christian College (Autonomous), Nagercoil - 3

AAA 2018 - 2019 - Assessment Sheet

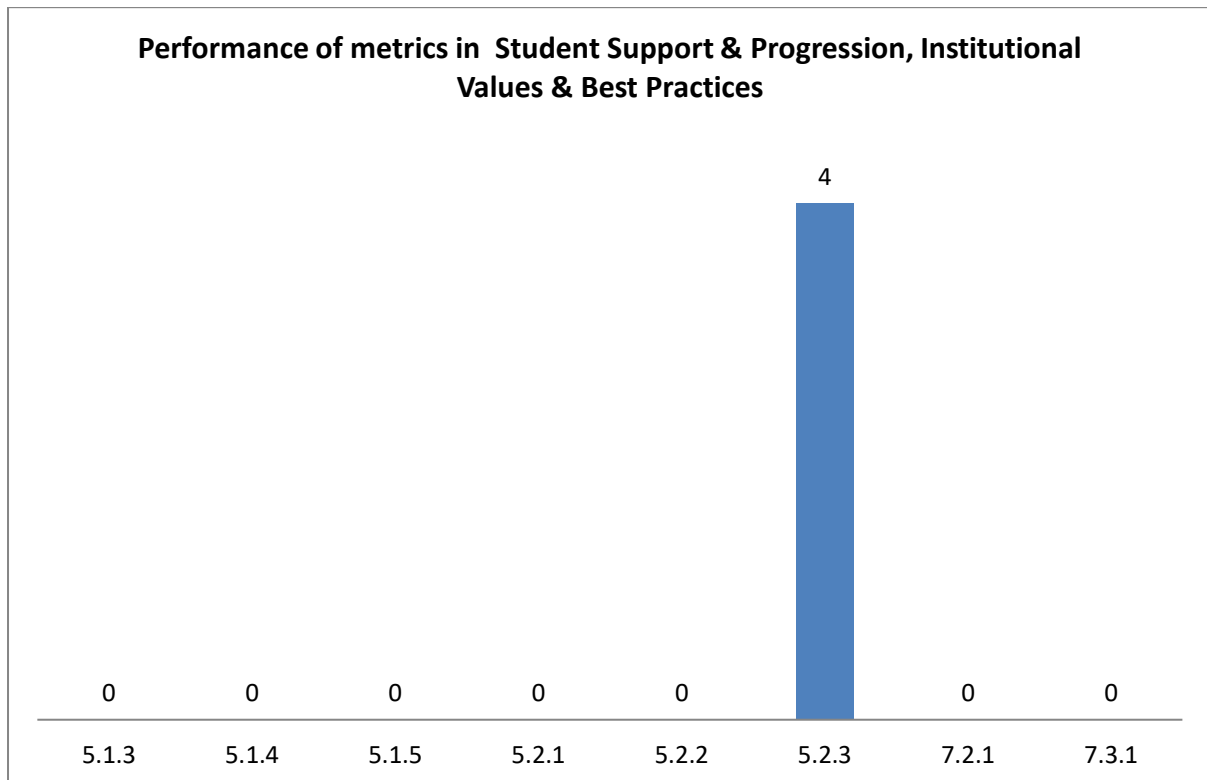
Placement



Qualitative & Quantitative Metrics

Metric	Parameter	QIM/ QnM	Weight age	Score	Wtd. Score
Criterion V - Student Support and Progression					
5.1	Student Support				
5.1.3	Number of capability enhancement and development schemes 1. Guidance for competitive examinations, 2. Career Counselling, 3. Softskill development, 4. Remedial coaching 5. Language lab, 6. Bridge courses 7. Yoga and Meditation 8. Personal Counselling Options: A. 7 or more of the above B. Any 6 of the above V. Any 5 of the above D. Any 4 of the above E. \leq 3 of the above (Opt one)	QnM	9	0	0
5.1.4	Students benefited by guidance for competitive examinations and career counseling offered by the institution during 2018-2019	QnM	8	0	0
5.1.5	Students benefited by Vocational Education and Training (VET) during 2018-2019	QnM	2	0	0
5.1	Student Support		19	0	0
5.2	Student Progression				
5.2.1	Placement of outgoing students during 2018-2019	QnM	10	0	0
5.2.2	Student progression to higher education (previous graduating batch i.e., 2018 - 2019)	QnM	10	0	0
5.2.3	Students qualifying in state/ national/ international level examinations during 2018-2019 (eg: NET/ SLET/GATE/GMAT /CAT, GRE/TOFEL/Civil Services/State government examinations)	QnM	10	4	40
5.2	Student Progression		30	1.33	40
Criterion V - Student Support and Progression			49	0.82	40
Criterion VII – Institutional Values and Best Practices					
7.2	Best Practices				
7.2.1	Describe any one best practice followed by the Department / Cell / Body / Committee / Club/Unit	QIM	30	0	0
7.2	Best Practices		30	0	0
7.3	Institutional Distinctiveness				

7.3.1	Describe/Explain the performance the Department in one area distinctive to its Vision, Priority & Thrust	QIM	20	0	0
7.3	Institutional Distinctiveness		20	0	0
Criterion VII – Institutional Values and Best Practices			50	0	0
	Criteria-wise Assessment		Weight age (W)	Score	Wtd Grade Point (WGP)
5	Student Support & Progression		49	0.82	40
7	Institutional values & Best Practices		50	0	0
Overall:-			99.00	0.40	40.00



Department / Cell : Placement

Academic and Administrative Audit - 18.10.2019

Strengths and Weaknesses

Strengths : Nil

Weaknesses :

- ✓ Student Support
- ✓ Best Practices
- ✓ Institutional Distinctiveness





ACADEMIC & ADMINISTRATIVE AUDIT 2018 – 2019

GRADE

IQAC

B +

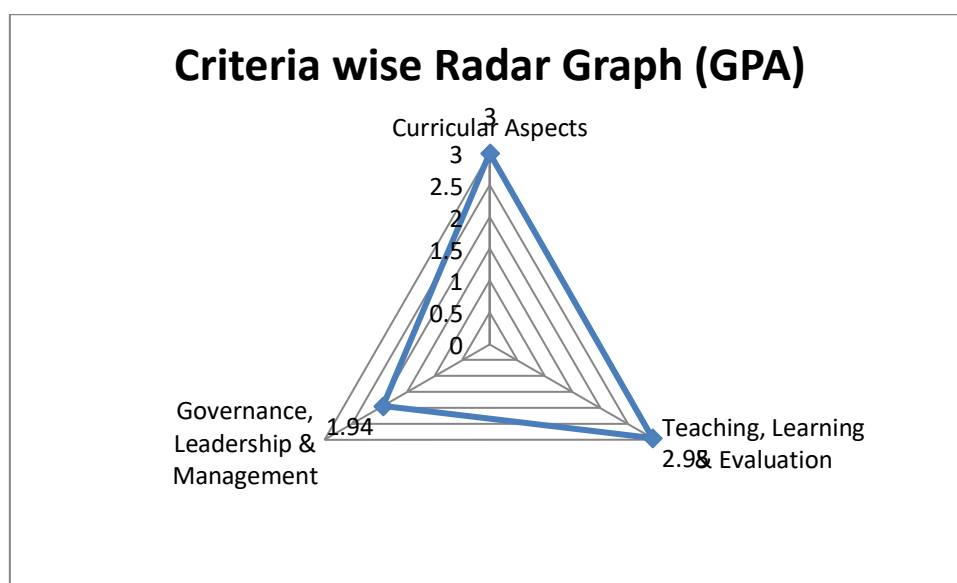
Department / Cell : IQAC

Academic and Administrative Audit - 18.10.2019

No	Criteria	Weightage (W1)	Criterion-wise Weighted Grade Point (CrWGP1)	Grade Point Averages (CrWGP _i /W _i)
1	Curricular Aspects	20.00	60.0	3.00
2	Teaching, Learning & Evaluation	60.00	177.0	2.95
3	Research, Innovation & Extension	-	-	-
4	Infrastructure & Learning resources	-	-	-
5	Student Support & Progression	-	-	-
6	Governance, Leadership & Management	35.00	68.00	1.94
7	Institutional values & Best Practices	-	-	-
	Total	115.00	305.00	2.65
	CGPA :	2.65		

Dean IQAC

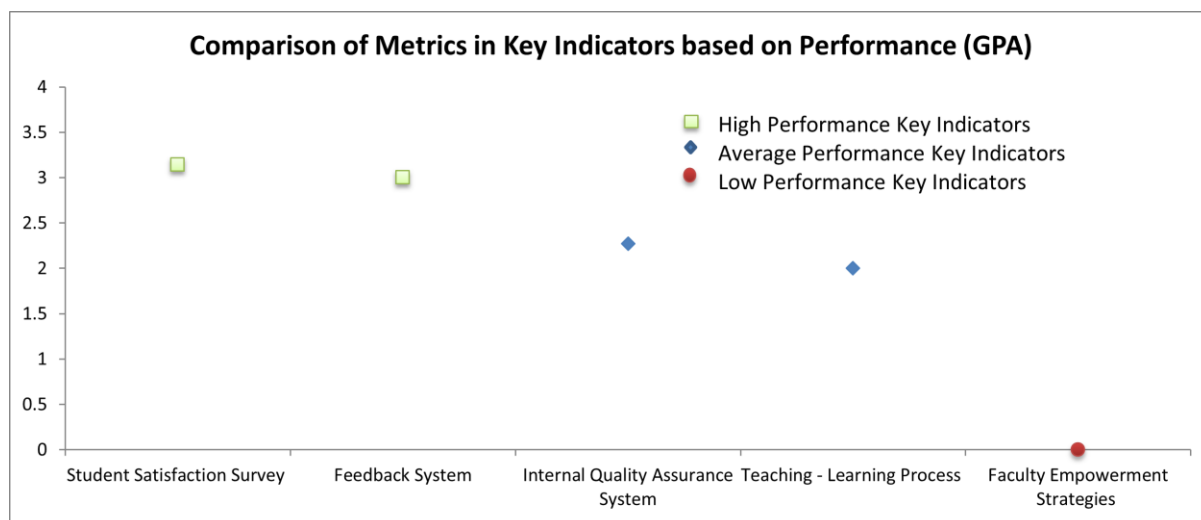
Principal



Department / Cell : IQAC

Academic and Administrative Audit - 18.10.2019

No	Criteria and Key Indicators	Key Indicator Weightage (W _i)	Key Indicator Wise Weighted Grade Points (KIWGP) _i	Grade Point Averages (CrWGPI/W _i)
Criterion I – Curricular Aspects				
1.4	Feedback System	20	60	3
	Total	20	60	3.00
Criterion II – Teaching-Learning and Evaluation				
2.3	Teaching - Learning Process	10	20	2
2.7	Student Satisfaction Survey	50	157	3.14
	Total	60	177	2.95
Criterion VI – Governance, Leadership and Management				
6.3	Faculty Empowerment Strategies	5	0	0
6.5	Internal Quality Assurance System	30	68	2.27
	Total	35	68	1.94
	Grand Total	95	245.0	2.58





Scott Christian College (Autonomous), Nagercoil - 3

AAA 2018 - 2019 - Assessment Sheet

IQAC

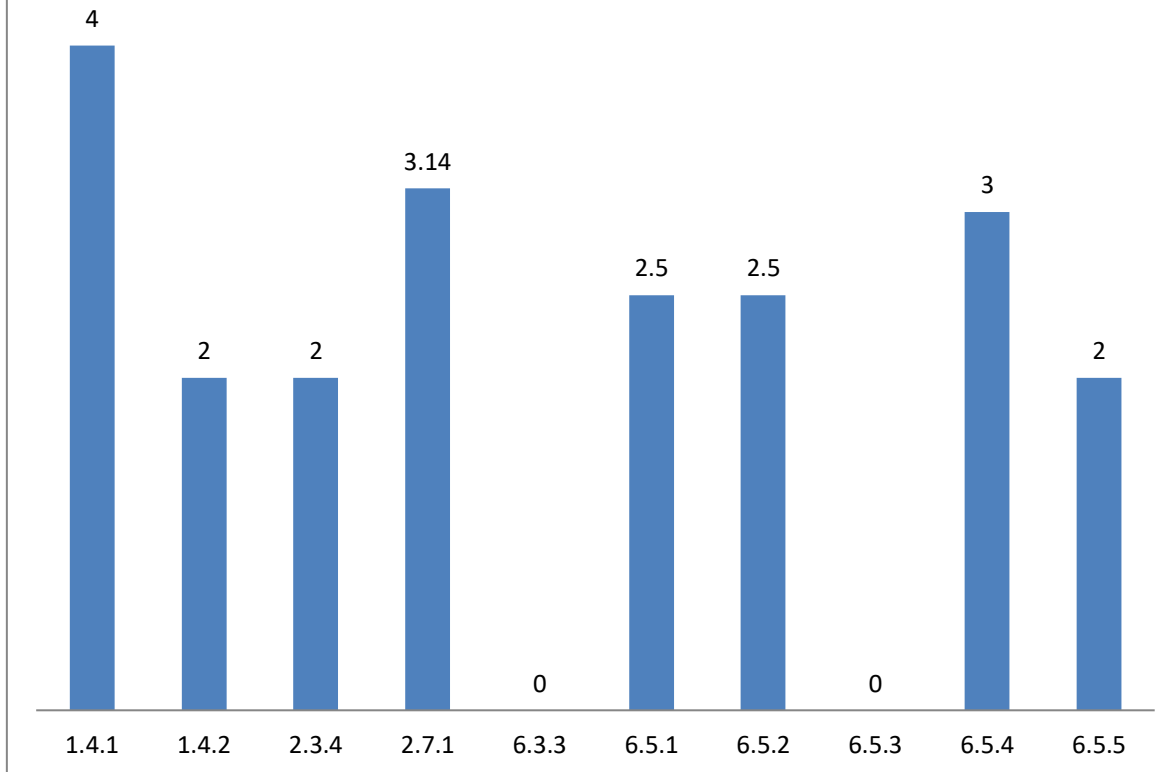
Qualitative & Quantitative Metrics



Metric	Parameter	QIM/ QnM	Weight age	Score	Wtd. Score
	Criterion I – Curricular Aspects				
1.4	Feedback System				
1.4.1	Structured feedback received from: 1) Students, 2) Teachers, 3) Employers, 4) Alumni 5) Parents, for design and review of syllabus - Semester wise /year wise (<i>Weightage: 10 QnM</i>) Options: A. Any 4 of the above B. Any 3 of the above C. Any 2 of the above D. Any 1 of the above E. None of the above	QnM	10	4	40
1.4.2	Feedback processes of the institution may be classified as follows: A) Feedback collected, analysed and action taken and feedback available on website B) Feedback collected, analysed and action has been taken C) Feedback collected and analysed D) Feedback collected E) Feedback not collected	QnM	10	2	20
1.4	Feedback System		20	3	60
	Criterion I – Curricular Aspects		20	3	60
	Criterion II – Teaching-Learning and Evaluation				
2.3	Teaching - Learning Process				
2.3.4	Preparation and adherence to Academic Calendar and Teaching plans by the institution	QIM	10	2	20
2.3	Teaching - Learning Process		10	2	20
2.7	Student Satisfaction Survey				
2.7.1	Online student satisfaction survey (SSS) regarding to teaching learning process.	QnM	50	3.14	157
2.7	Student Satisfaction Survey		50	3.14	157
	Criterion II – Teaching-Learning and Evaluation		60	2.95	177

	Criterion VI – Governance, Leadership and Management				
6.3	Faculty Empowerment Strategies				
6.3.3	Number of professional development / administrative training Programmes organized by the Institution for teaching and non teaching staff during 2018-2019	QnM	5	0	0
6.3	Faculty Empowerment Strategies		5	0	0
6.5	Internal Quality Assurance System				
6.5.1	Internal Quality Assurance Cell (IQAC) has contributed significantly for institutionalizing the quality assurance strategies and processes	QIM	8	2.5	20
6.5.2	The institution reviews its teaching learning process, structures & methodologies of operations and learning outcomes at periodic intervals through IQAC set up as per norms	QIM	8	2.5	20
6.5.3	Number of quality initiatives by IQAC for promoting quality culture	QnM	3	0	0
6.5.4	Quality assurance initiatives of the institution include: 1. Regular meeting of Internal Quality Assurance Cell (IQAC); timely submission of Annual Quality Assurance Report (AQAR) to NAAC; Feedback collected, analysed and used for improvements 2. Academic Administrative Audit (AAA) and initiation of follow up action 3. Participation in NIRF 4. ISO Certification 5. NBA or any other quality audit	QnM	6	3	18
6.5.5	Post accreditation quality initiatives	QIM	5	2	10
6.5	Internal Quality Assurance System		30	2.27	68
	Criterion VI – Governance, Leadership and Management		35	1.94	68
	Criteria-wise Assessment		Weight age (W)	Score	Wtd Grade Point (WGP)
1	Curricular Aspects		20	3	60
2	Teaching, Learning & Evaluation		60	2.95	177
6	Governance, Leadership & Management		35	1.94	68
	Overall:-		115	2.65	305

Performance of metrics in Curricular Aspects, Teaching, Learning & Evaluation Governance, Leadership & Management



Department / Cell : IQAC

Academic and Administrative Audit - 18.10.2019

Strengths and Weaknesses

Strengths :

- Student Satisfaction Survey
- Feedback System

Weaknesses :

- ✓ Faculty Empowerment Strategies





Scott Christian College (Autonomous), Nagercoil - 3
INTERNAL QUALITY ASSURANCE CELL



ACADEMIC & ADMINISTRATIVE AUDIT 2018 – 2019

GRADE

ADMISSION

C

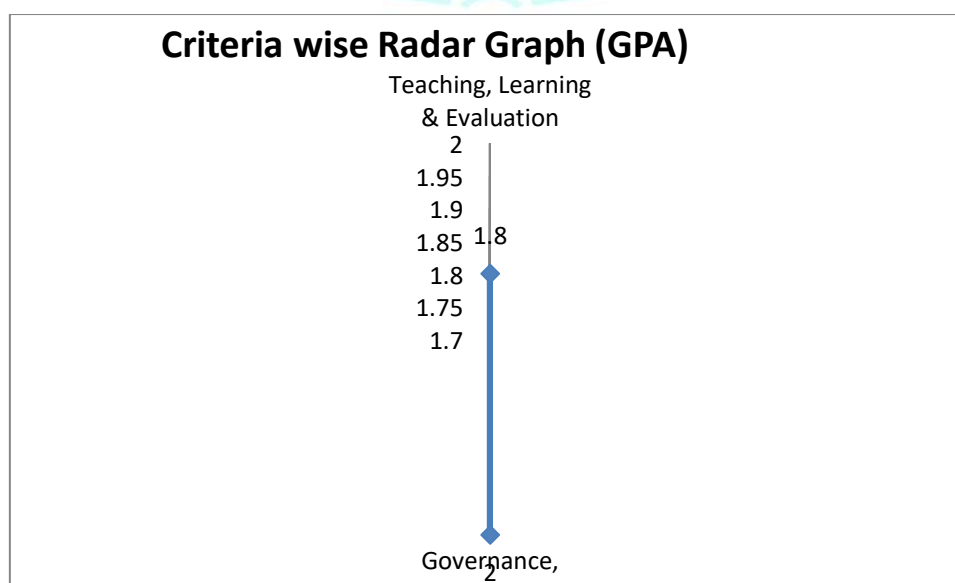
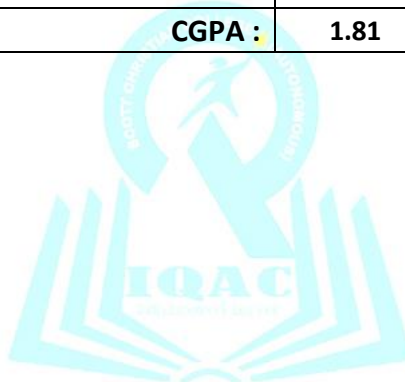
Department / Cell : Admission

Academic and Administrative Audit - 18.10.2019

No	Criteria	Weightage (W1)	Criterion-wise Weighted Grade Point (CrWGP1)	Grade Point Averages (CrWGP _i /W _i)
1	Curricular Aspects	-	-	-
2	Teaching, Learning & Evaluation	25.00	45.0	1.80
3	Research, Innovation & Extension	-	-	-
4	Infrastructure & Learning resources	-	-	-
5	Student Support & Progression	-	-	-
6	Governance, Leadership & Management	2.00	4.00	2.00
7	Institutional values & Best Practices	-	-	-
Total		27.00	49.00	1.81
CGPA :		1.81		

Dean IQAC

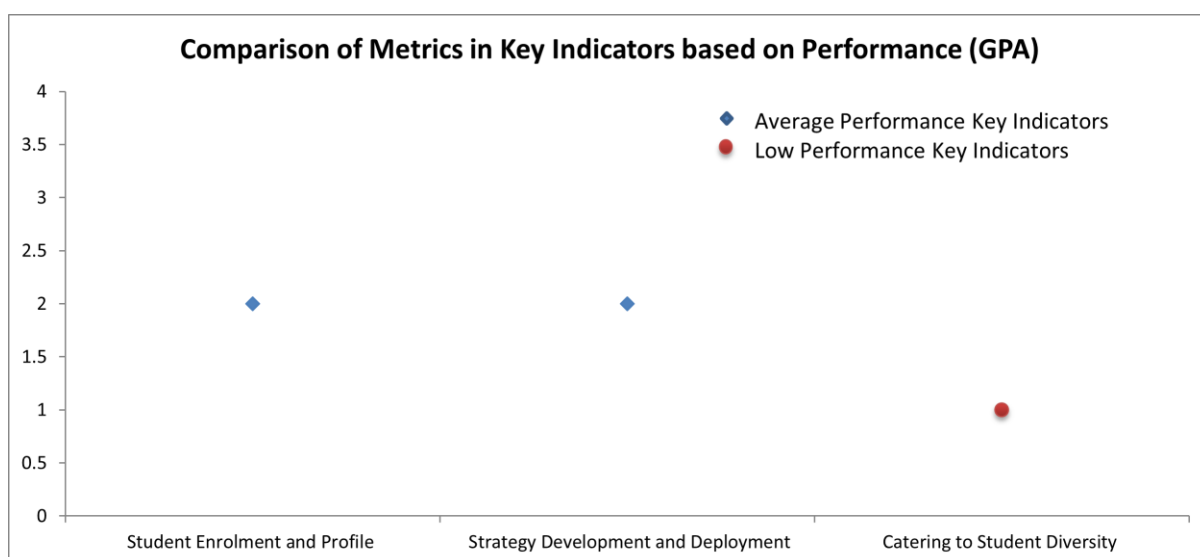
Principal



Department / Cell : Admission

Academic and Administrative Audit - 18.10.2019

No	Criteria and Key Indicators	Key Indicator Weightage (W _i)	Key Indicator Wise Weighted Grade Points (KIWGP) _i	Grade Point Averages (CrWGPI/W _i)
Criterion II – Teaching-Learning and Evaluation				
2.1	Student Enrolment and Profile	20	40	2
2.2	Catering to Student Diversity	5	5	1
	Total	25	45	1.80
Criterion VI – Governance, Leadership and Management				
6.2	Strategy Development and Deployment	2	4	2
	Total	2	4	2.00
	Grand Total	27	49	1.81





Scott Christian College (Autonomous), Nagercoil - 3

AAA 2018 - 2019 - Assessment Sheet

Admission

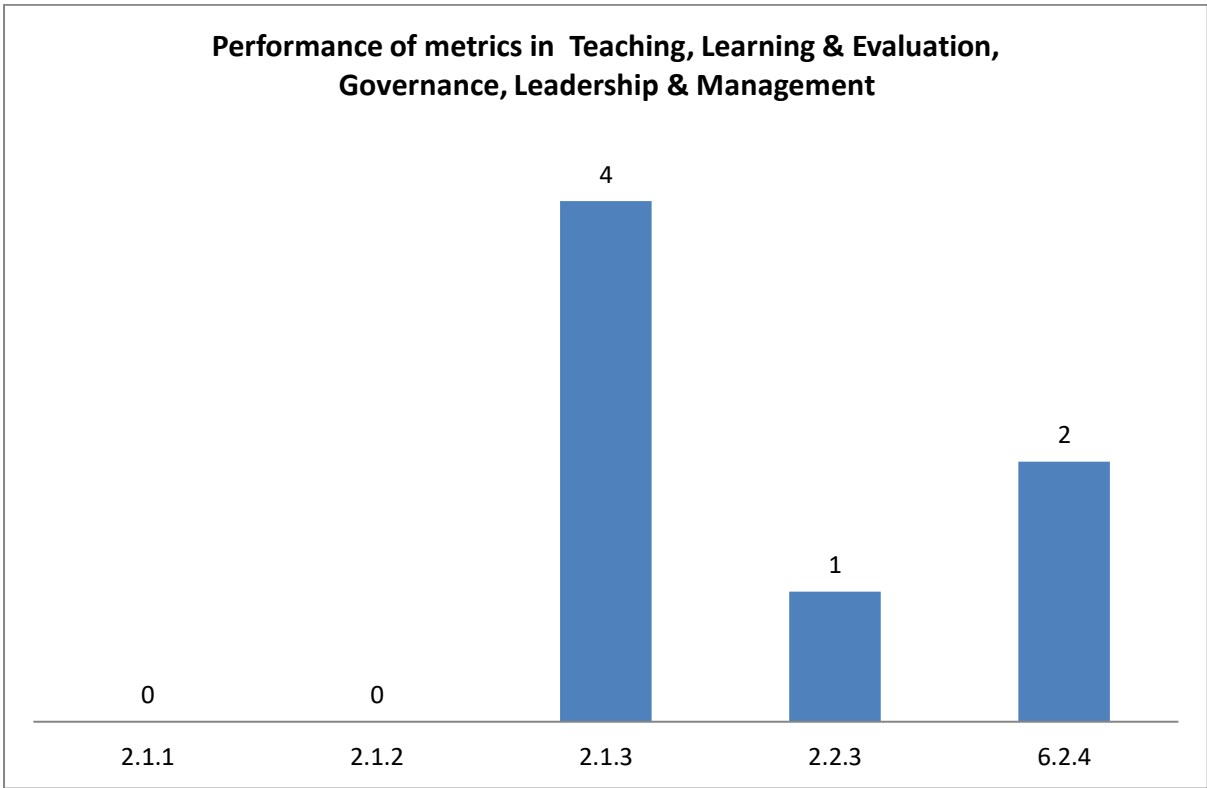
Qualitative & Quantitative Metrics



Metric	Parameter	QIM/ QnM	Weight age	Score	Wtd. Score
	Criterion II – Teaching-Learning and Evaluation				
2.1	Student Enrolment and Profile				
2.1.1	List of students on roll from other States and Countries during 2018-2019	QnM	5	0	0
2.1.2	Demand Ratio of 2018-2019	QnM	5	0	0
2.1.3	Seats filled against seats reserved for various categories as per applicable reservation policy during 2018-2019	QnM	10	4	40
2.1	Student Enrolment and Profile		20	2	40
2.2	Catering to Student Diversity				
2.2.3	Details of differently-abled students (Divyangjan) on rolls (2018 – 2019)	QnM	5	1	5
2.2	Catering to Student Diversity		5	1	5
	Criterion II – Teaching-Learning and Evaluation		25	1.8	45
	Criterion VI – Governance, Leadership and Management				
6.2	Strategy Development and Deployment				
6.2.4	Minutes of Meetings and action taken reports of Associations /Cells / Bodies / Committees /Clubs etc	QIM	2	2	4
6.2	Strategy Development and Deployment		2	2	4
	Criterion VI – Governance, Leadership and Management		2	2	4

	Criteria-wise Assessment		Weight age (W)	Score	Wtd Grade Point (WGP)
2	Teaching, Learning & Evaluation		25	1.8	45
6	Governance, Leadership & Management		2	2	4
	Overall:-		27	1.81	49

**Performance of metrics in Teaching, Learning & Evaluation,
Governance, Leadership & Management**



Department / Cell : Admission

Academic and Administrative Audit - 18.10.2019

Strengths and Weaknesses

Strengths : Nil

Weaknesses :

- ✓ Catering to Student Diversity





ACADEMIC & ADMINISTRATIVE AUDIT 2018 – 2019

GRADE

GOVERNANCE

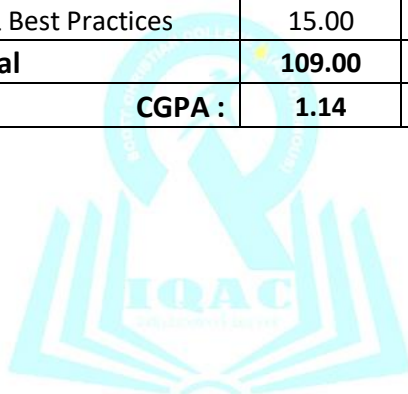
D

Department / Cell : Governance

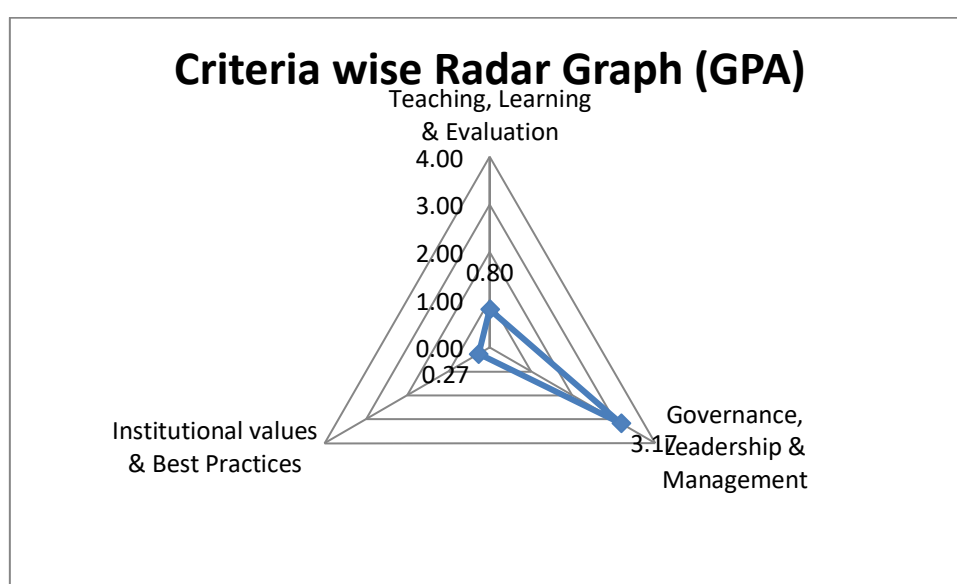
Academic and Administrative Audit - 18.10.2019

No	Criteria	Weightage (W1)	Criterion-wise Weighted Grade Point (CrWGP1)	Grade Point Averages (CrWGP _i /W _i)
1	Curricular Aspects	-	-	-
2	Teaching, Learning & Evaluation	75.00	60.0	0.80
3	Research, Innovation & Extension	-	-	-
4	Infrastructure & Learning resources	-	-	-
5	Student Support & Progression	-	-	-
6	Governance, Leadership & Management	19.00	60.30	3.17
7	Institutional values & Best Practices	15.00	4.00	0.27
	Total	109.00	124.30	1.14
	CGPA :	1.14		

Dean IQAC



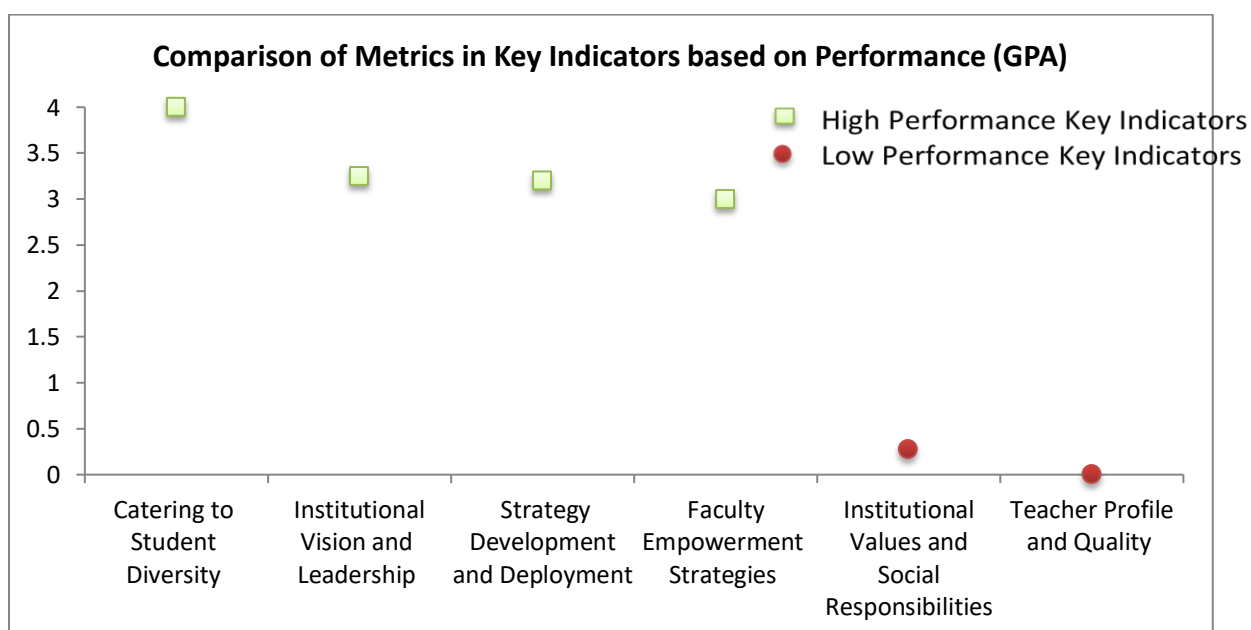
Principal



Department / Cell : Governance

Academic and Administrative Audit - 18.10.2019

No	Criteria and Key Indicators	Key Indicator Weightage (W _i)	Key Indicator Wise Weighted Grade Points (KIWGP) _i	Grade Point Averages (CrWGPI/Wi)
Criterion II – Teaching-Learning and Evaluation				
2.2	Catering to Student Diversity	15	60	4
2.4	Teacher Profile and Quality	60	0	0
	Total	75	60	0.80
Criterion VI – Governance, Leadership and Management				
6.1	Institutional Vision and Leadership	10	32.5	3.25
6.2	Strategy Development and Deployment	4	12.8	3.2
6.3	Faculty Empowerment Strategies	5	15	3
	Total	19	60.3	3.17
Criterion VII – Institutional Values and Best Practices				
7.1	Institutional Values and Social Responsibilities	15	4	0.27
	Total	15	4	0.27
	Grand Total	109	124.3	1.14





Scott Christian College (Autonomous), Nagercoil - 3

AAA 2018 - 2019 - Assessment Sheet

Governance

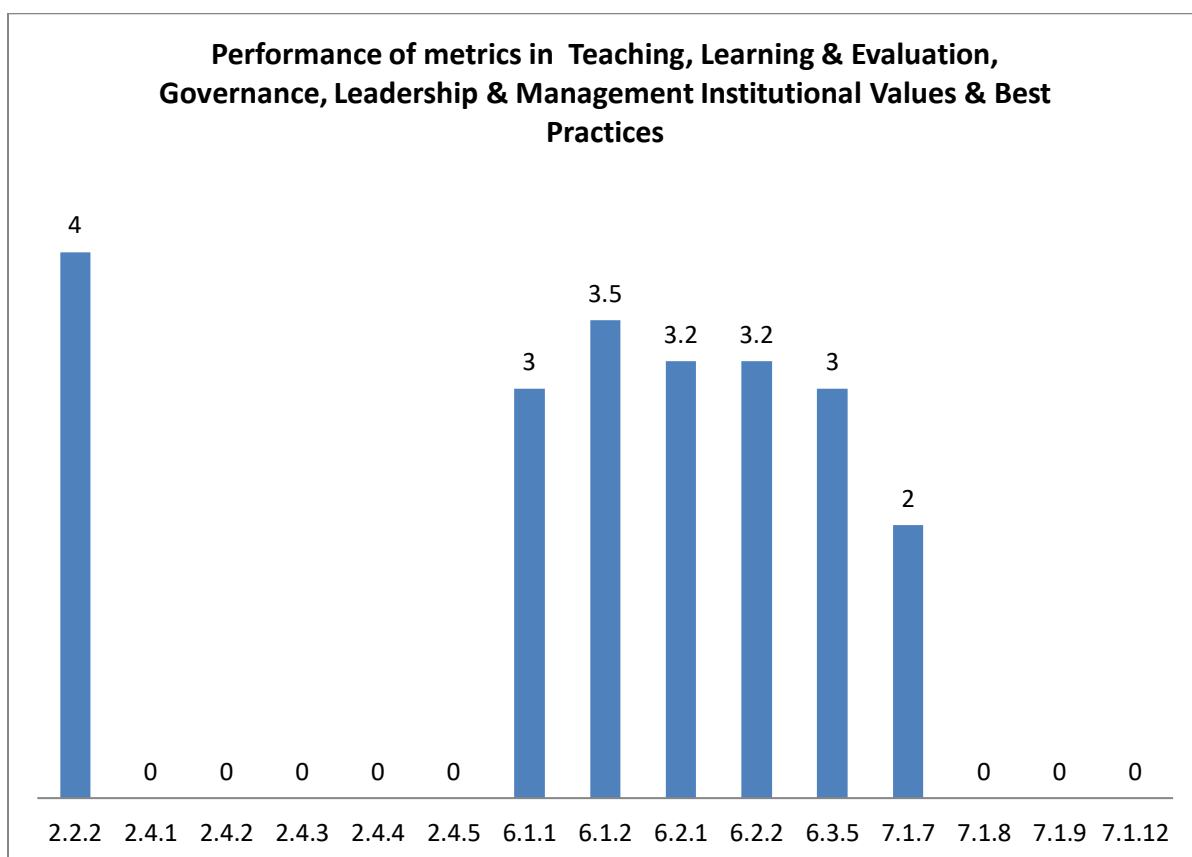


Qualitative & Quantitative Metrics

Metric	Parameter	QIM/ QnM	Weight age	Score	Wtd. Score
	Criterion II – Teaching-Learning and Evaluation				
2.2	Catering to Student Diversity				
2.2.2	Student - Full time teacher ratio(current year data)	QnM	15	4	60
2.2	Catering to Student Diversity		15	4	60
2.4	Teacher Profile and Quality				
2.4.1	Full time teachers against sanctioned posts during 2018-2019 (10) & 2.4.3 Teaching experience of full time teachers in number of years	QnM	10	0	0
2.4.2	Full time teachers with Ph.D. during 2018-2019	QnM	20	0	0
2.4.3	Teaching experience of full time teachers in number of years (current year data)	QnM	10	0	0
2.4.4	Full time teachers who received awards, recognition, fellowships at State, National, International level from Government, recognised bodies during 2018-2019 (10) & for 3.4.2 The institution provides incentives to teachers who receive state, national and international recognition/awards	QnM	10	0	0
2.4.5	Full time teachers from other States against sanctioned posts during 2018-2019	QnM	10	0	0
2.4	Teacher Profile and Quality		60	0	0
	Criterion II – Teaching-Learning and Evaluation		75	0.8	60
	Criterion VI – Governance, Leadership and Management				
6.1	Institutional Vision and Leadership				
6.1.1	The governance of the institution is reflective of an effective leadership in tune with the vision and mission of the Institution	QIM	5	3	15
6.1.2	The institution practices decentralization and participative management	QIM	5	3.5	17.5
6.1	Institutional Vision and Leadership		10	3.25	32.5

6.2	Strategy Development and Deployment				
6.2.1	Perspective/Strategic plan and deployment documents are available in the institution	QIM	2	3.2	6.4
6.2.2	Organizational structure of the Institution including governing body, administrative setup, and functions of various bodies, service rules, procedures, recruitment, promotional policies as well as grievance redressal mechanism	QIM	2	3.2	6.4
6.2	Strategy Development and Deployment		4	3.2	12.8
6.3	Faculty Empowerment Strategies				
6.3.5	Institution has Performance Appraisal System for teaching and non-teaching staff	QIM	5	3	15
6.3	Faculty Empowerment Strategies		5	3	15
Criterion VI – Governance, Leadership and Management			19	3.17	60.3
Criterion VII – Institutional Values and Best Practices					
7.1	Institutional Values and Social Responsibilities				
7.1.7	Green Practices` : (1) Students, staff using a) Bicycles b) Public Transport c) Pedestrian Friendly Roads (2) Plastic free campus (3) Paperless office (4) Green landscaping with trees and plants	QIM	2	2	4
7.1.8	Expenditure on green initiatives and waste management excluding salary component during 2018-2019	QnM	2	0	0
7.1.9	Differently abled (Divyangjan) friendliness : Resources available in the institution (1) Physical facilities (2) Provision for lift (3) Ramp / Rails (10) Braille Software/facilities (11) Rest Rooms designated (12) Scribes for examination (13) Special skill development for differently abled students (14) Any other similar facility (Specify)	QnM	10	0	0
7.1.12	Code of conduct handbook exists for students, teachers, governing body, administration and support staff (Yes/No)	QnM	1	0	0
7.1	Institutional Values and Social Responsibilities		15	0.27	4
Criterion VII – Institutional Values and Best Practices			15	0.27	4

	Criteria-wise Assessment		Weight age (W)	Score	Wtd Grade Point (WGP)
2	Teaching, Learning & Evaluation		75.00	0.80	60.00
6	Governance, Leadership & Management		19.00	3.17	60.30
7	Institutional values & Best Practices		15.00	0.27	4.00
	Overall:-		109.00	1.14	124.30



Department / Cell : Governance

Academic and Administrative Audit - 18.10.2019

Strengths and Weaknesses

Strengths :

- Catering to Student Diversity
- Institutional Vision and Leadership
- Strategy Development and Deployment
- Faculty Empowerment Strategies

Weaknesses :

- ✓ Institutional Values and Social Responsibilities
- ✓ Teacher Profile and Quality






Scott Christian College (Autonomous), Nagercoil - 3
INTERNAL QUALITY ASSURANCE CELL



ACADEMIC & ADMINISTRATIVE AUDIT 2018 – 2019

GRADE

CONTROLLER OF EXAMINATIONS




Department / Cell : Controller of Examinations

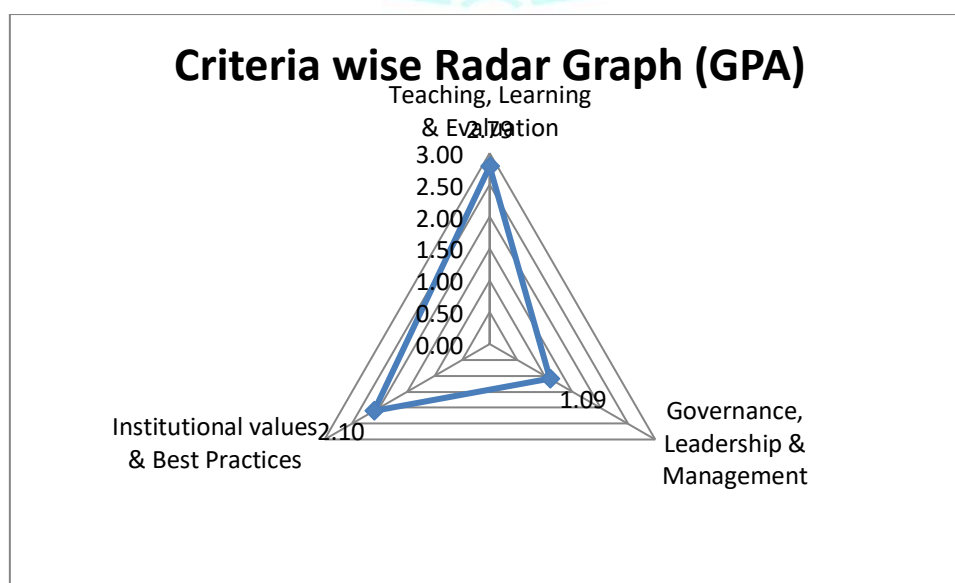
Academic and Administrative Audit - 18.10.2019

No	Criteria	Weightage (W1)	Criterion-wise Weighted Grade Point (CrWGP1)	Grade Point Averages (CrWGP _i /W _i)
1	Curricular Aspects	-	-	-
2	Teaching, Learning & Evaluation	70.00	195.0	2.79
3	Research, Innovation & Extension	-	-	-
4	Infrastructure & Learning resources	-	-	-
5	Student Support & Progression	-	-	-
6	Governance, Leadership & Management	7.00	7.60	1.09
7	Institutional values & Best Practices	50.00	105.00	2.10
Total		127.00	307.60	2.42
CGPA :		2.42		

Dean IQAC



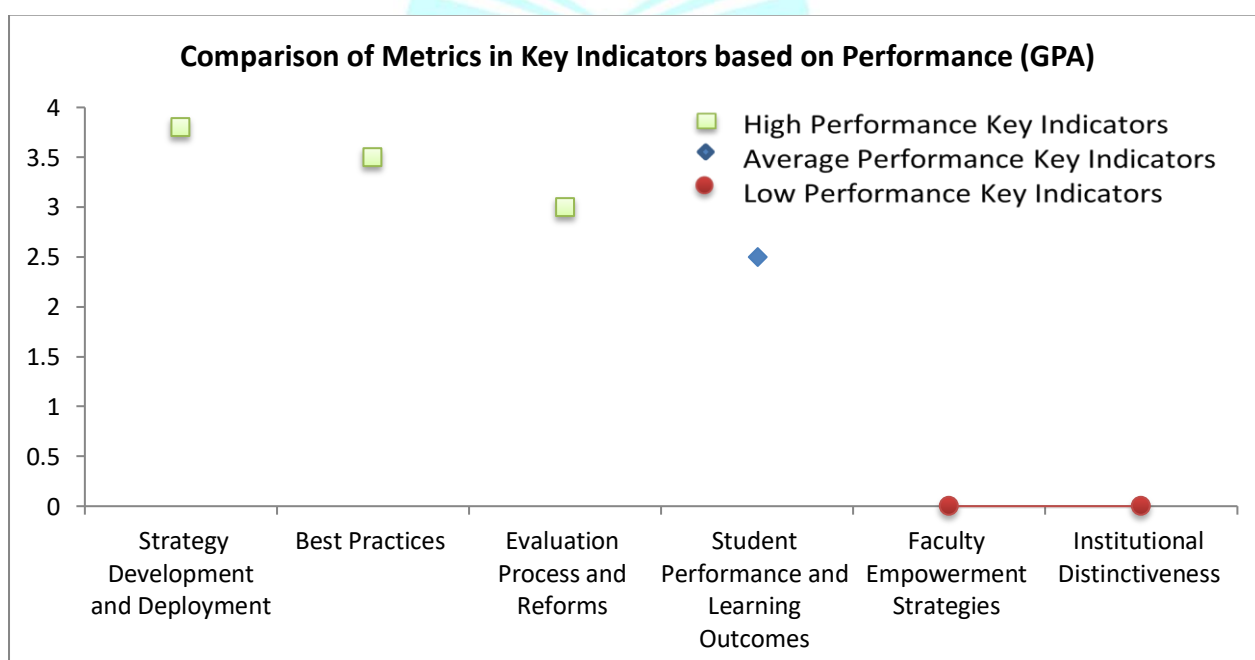
Principal



Department / Cell : Controller of Examinations

Academic and Administrative Audit - 18.10.2019

No	Criteria and Key Indicators	Key Indicator Weightage (Wi)	Key Indicator Wise Weighted Grade Points (KIWGP) _i	Grade Point Averages (CrWGPi/Wi)
Criterion II – Teaching-Learning and Evaluation				
2.5	Evaluation Process and Reforms	40	120	3
2.6	Student Performance and Learning Outcomes	30	75	2.5
	Total	70	195	2.79
Criterion VI – Governance, Leadership and Management				
6.2	Strategy Development and Deployment	2	7.6	3.8
6.3	Faculty Empowerment Strategies	5	0	0
	Total	7	7.6	1.09
Criterion VII – Institutional Values and Best Practices				
7.2	Best Practices	30	105	3.5
7.3	Institutional Distinctiveness	20	0	0
	Total	50	105	2.10
	Grand Total	127	307.6	2.42





Scott Christian College (Autonomous), Nagercoil - 3

AAA 2018 - 2019 - Assessment Sheet

Controller of Examinations

Qualitative & Quantitative Metrics

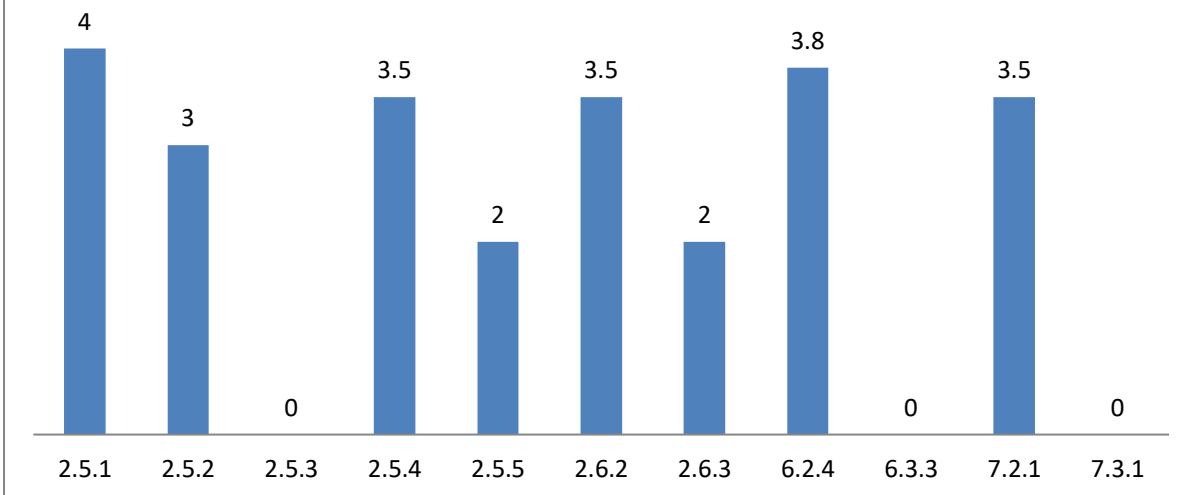


Metri c	Parameter	QIM/ QnM	Weight age	Score	Wtd. Score
Criterion II – Teaching-Learning and Evaluation					
2.5 Evaluation Process and Reforms					
2.5.1	Number of days from the date of last semester-end/ year- end examination till the declaration of results during 2018-2019	QnM	15	4	60
2.5.2	Student complaints/grievances about evaluation against total number appeared in the examinations	QnM	5	3	0
2.5.3	Applications for revaluation leading to change in marks.	QnM	5	0	15
2.5.4	Provide the Positive impact of reforms on Examination Procedures & Processes including IT Integration and CIA	QIM	10	3.5	35
2.5.5	Status of automation of Examination division along with approved examination Manual	QnM	5	2	10
2.5	Evaluation Process and Reforms		40	3	120
2.6 Student Performance and Learning Outcomes					
2.6.2	Evaluation of attainment of PO, PSO & CO	QIM	10	3.5	35
2.6.3	Passed out details of final year students	QnM	20	2	40
2.6	Student Performance and Learning Outcomes		30	2.5	75
Criterion II – Teaching-Learning and Evaluation			70	2.79	195
Criterion VI – Governance, Leadership and Management					
6.2 Strategy Development and Deployment					
6.2.4	Minutes of Meetings and action taken reports of Associations /Cells / Bodies / Committees /Clubs etc	QIM	2	3.8	7.6
6.2	Strategy Development and Deployment		2	3.8	7.6

6.3	Faculty Empowerment Strategies				
6.3.3	Number of professional development / administrative training Programmes organized by the Institution for teaching and non teaching staff during 2018-2019	QnM	5	0	0
6.3	Faculty Empowerment Strategies		5	0	0
	Criterion VI – Governance, Leadership and Management		7	1.09	7.6
	Criterion VII – Institutional Values and Best Practices				
7.2	Best Practices				
7.2.1	Describe any one best practice followed by the Department / Cell / Body / Committee / Club/Unit	QIM	30	3.5	105
7.2	Best Practices		30	3.5	105
7.3	Institutional Distinctiveness				
7.3.1	Describe/Explain the performance the Department in one area distinctive to its Vision, Priority & Thrust	QIM	20	0	0
7.3	Institutional Distinctiveness		20	0	0
Criterion VII – Institutional Values and Best Practices			50	2.1	105

	Criteria-wise Assessment		Weight age (W)	Score	Wtd Grade Point (WGP)
2	Teaching, Learning & Evaluation		70.00	2.79	195.00
6	Governance, Leadership & Management		7.00	1.09	7.60
7	Institutional values & Best Practices		50.00	2.10	105.00
	Overall:-		127.00	2.42	307.60

**Performance of metrics in Teaching, Learning & Evaluation,
Governance, Leadership & Management Institutional Values & Best
Practices**



Department / Cell : Controller of Examinations

Academic and Administrative Audit - 18.10.2019

Strengths and Weaknesses

Strengths :

- Strategy Development and Deployment
- Best Practices
- Evaluation Process and Reforms

Weaknesses :

- ✓ Faculty Empowerment Strategies
- ✓ Institutional Distinctiveness





Scott Christian College (Autonomous), Nagercoil - 3
INTERNAL QUALITY ASSURANCE CELL



ACADEMIC & ADMINISTRATIVE AUDIT 2018 – 2019

GRADE

WEBSITE

B

Department / Cell : Website

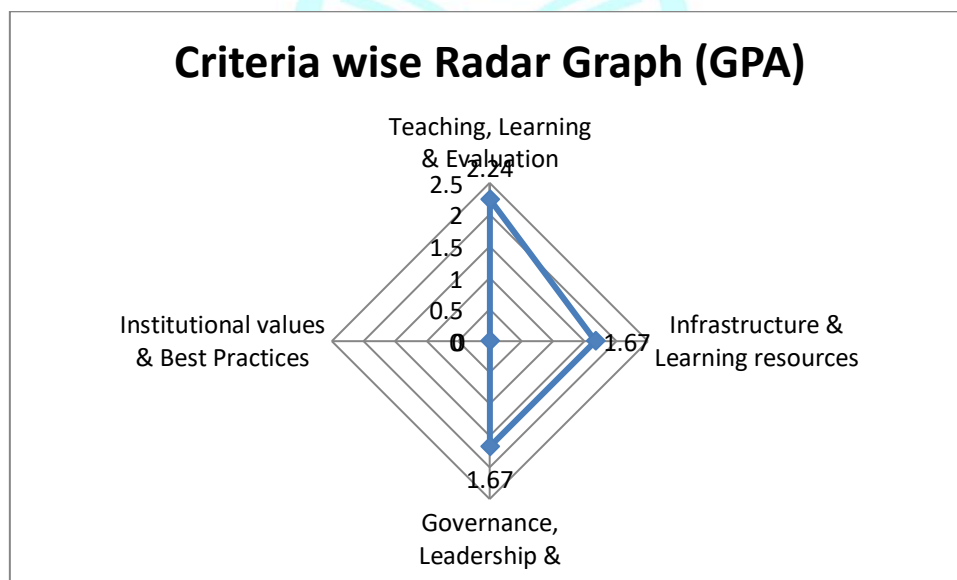
Academic and Administrative Audit - 18.10.2019

No	Criteria	Weightage (W1)	Criterion-wise Weighted Grade Point (CrWGP1)	Grade Point Averages (CrWGP _i /W _i)
1	Curricular Aspects	-	-	-
2	Teaching, Learning & Evaluation	70.00	157.0	2.24
3	Research, Innovation & Extension	-	-	-
4	Infrastructure & Learning resources	30	50.0	1.67
5	Student Support & Progression	-	-	-
6	Governance, Leadership & Management	6.00	10.00	1.67
7	Institutional values & Best Practices	1.00	0.00	0.00
	Total	107.00	217.00	2.03
	CGPA :	2.03		

Dean IQAC



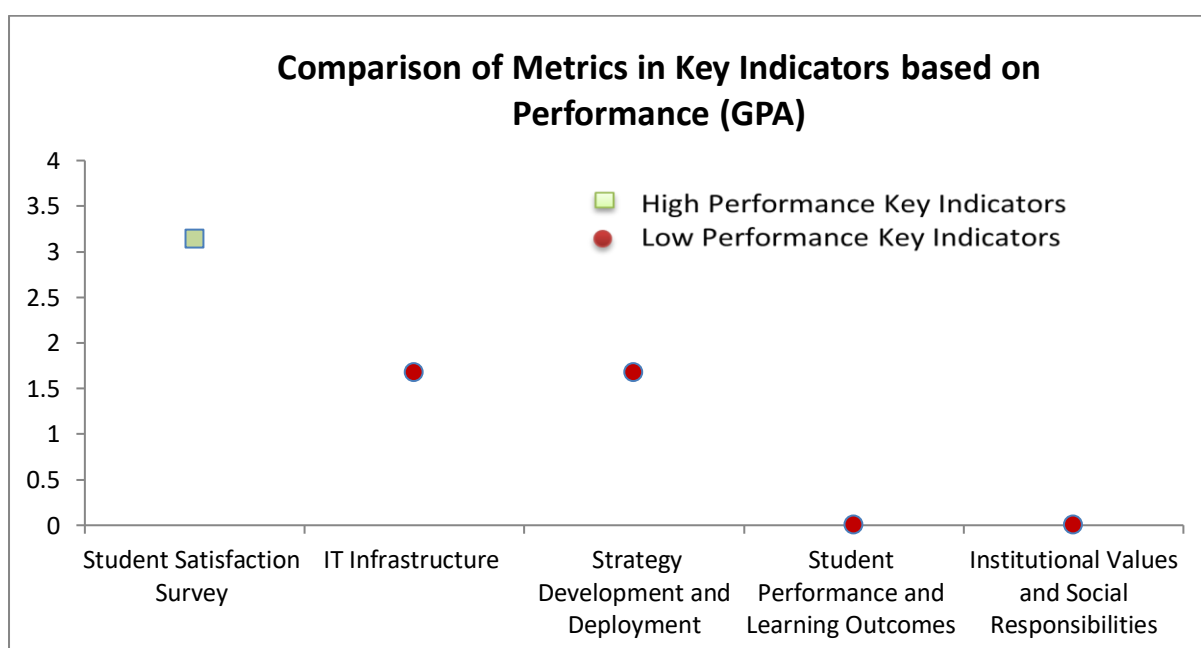
Principal



Department / Cell : Website

Academic and Administrative Audit - 18.10.2019

No	Criteria and Key Indicators	Key Indicator Weightage (W _i)	Key Indicator Wise Weighted Grade Points (KIWGP) _i	Grade Point Averages (CrWGPI/W _i)
Criterion II – Teaching-Learning and Evaluation				
2.6	Student Performance and Learning Outcomes	20	0	0
2.7	Student Satisfaction Survey	50	157	3.14
	Total	70	157	2.24
Criterion IV – Infrastructure and Learning Resources				
4.3	IT Infrastructure	30	50	1.67
	Total	30	50	1.67
Criterion VI – Governance, Leadership and Management				
6.2	Strategy Development and Deployment	6	10	1.67
	Total	6	10	1.67
Criterion VII – Institutional Values and Best Practices				
7.1	Institutional Values and Social Responsibilities	1	0	0
	Total	1	0	0.00
	Grand Total	107	217	2.03





Scott Christian College (Autonomous), Nagercoil - 3

AAA 2018 - 2019 - Assessment Sheet

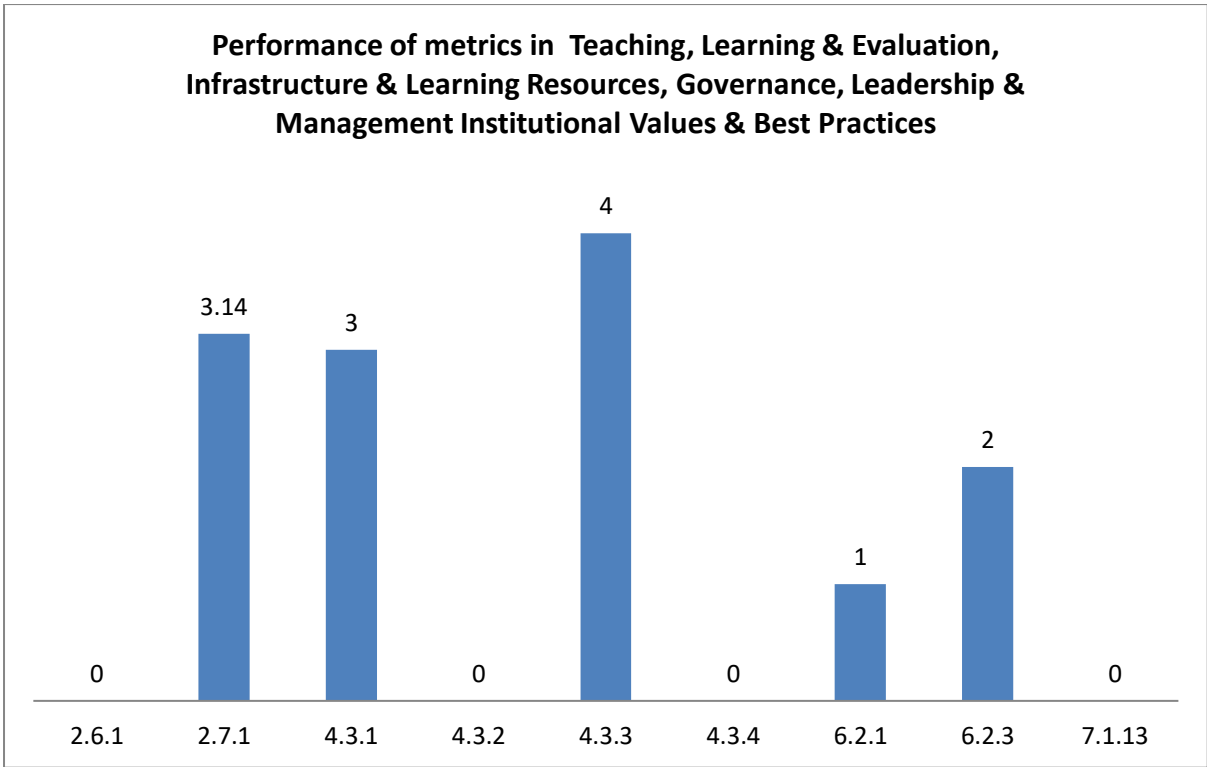


Website

Qualitative & Quantitative Metrics

Metric	Parameter	QIM/ QnM	Weight age	Score	Wtd. Score
Criterion II – Teaching-Learning and Evaluation					
2.6	Student Performance and Learning Outcomes				
2.6.1	i) Provide the web link displaying Programme Outcomes(PO)/Programme Specific Outcomes (PSO) / Course Outcomes (CO) for all programmes offered by the Department.	QIM	20	0	0
2.6	Student Performance and Learning Outcomes		20	0	0
2.7	Student Satisfaction Survey				
2.7.1	Online student satisfaction survey (SSS) regarding to teaching learning process.	QnM	50	3.14	157
2.7	Student Satisfaction Survey		50	3.14	157
Criterion II – Teaching-Learning and Evaluation			70	2.24	157
Criterion IV – Infrastructure and Learning Resources					
4.3	IT Infrastructure				
4.3.1	Institution frequently updates its IT facilities including Wi-Fi	QIM	10	3	30
4.3.2	Student - Computer ratio (current year data) Number of Computers in working condition	QnM	14	0	0
4.3.3	Available bandwidth of internet connection in the Institution	QnM	5	4	20
4.3.4	Facilities for e-content development such as Media centre, Recording facility, Lecture Capturing System (LCS)	QnM	1	0	0
4.3	IT Infrastructure		30	1.67	50
Criterion IV – Infrastructure and Learning Resources			30	1.67	50
Criterion VI – Governance, Leadership and Management					
6.2	Strategy Development and Deployment				
6.2.1	Perspective/Strategic plan and deployment documents are available in the institution	QIM	2	1	2

6.2.3	Implementation of e-governance in areas of operation	QnM	4	2	8
6.2	Strategy Development and Deployment		6	1.67	10
Criterion VI – Governance, Leadership and Management			6	1.67	10
Criterion VII – Institutional Values and Best Practices					
7.1	Institutional Values and Social Responsibilities				
7.1.13	Display of core values in the institution and on its website (Yes/No)	QnM	1	0	0
7.1	Institutional Values and Social Responsibilities		1	0	0
Criterion VII – Institutional Values and Best Practices			1	0	0
	Criteria-wise Assessment		Weight age (W)	Score	Wtd Grade Point (WGP)
2	Teaching, Learning & Evaluation		70	2.24	157
4	Infrastructure & Learning resources		30	1.67	50
6	Governance, Leadership & Management		6	1.67	10
7	Institutional values & Best Practices		1	0	0
Overall:-			107	2.03	217



Department / Cell : Website

Academic and Administrative Audit - 18.10.2019

Strengths and Weaknesses

Strengths :

- Student Satisfaction Survey

Weaknesses :

- ✓ Student Performance and Learning Outcomes
- ✓ Institutional Values and Social Responsibilities



Scott Christian College (Autonomous), Nagercoil - 3

INTERNAL QUALITY ASSURANCE CELL



ACADEMIC & ADMINISTRATIVE AUDIT 2018 – 2019

GRADE

LIBRARY

B

Department / Cell : Library

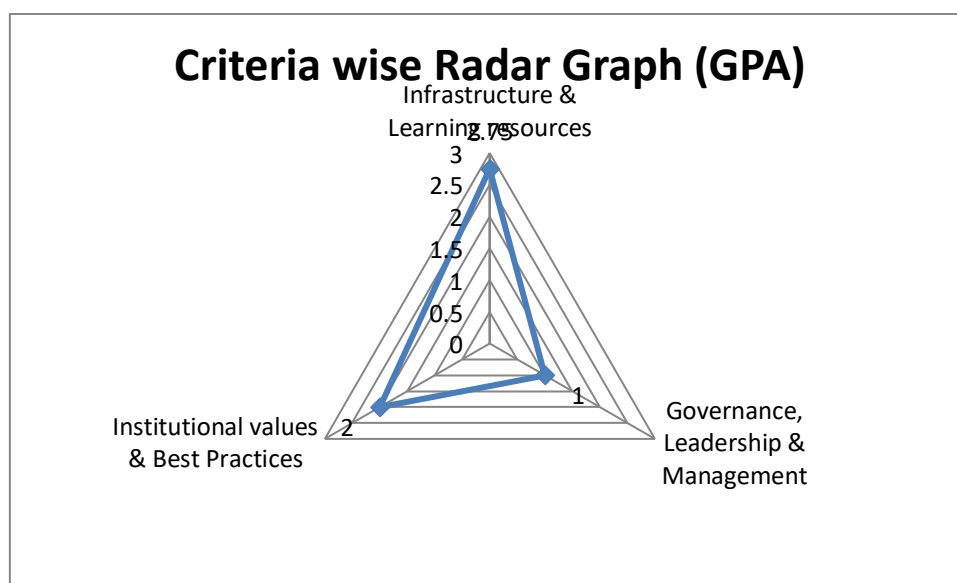
Academic and Administrative Audit - 18.10.2019

No	Criteria	Weightage (W1)	Criterion-wise Weighted Grade Point (CrWGP1)	Grade Point Averages (CrWGP _i /W _i)
1	Curricular Aspects	-	-	-
2	Teaching, Learning & Evaluation	-	-	-
3	Research, Innovation & Extension	-	-	-
4	Infrastructure & Learning resources	20	55.0	2.75
5	Student Support & Progression	-	-	-
6	Governance, Leadership & Management	2.00	2.00	1.00
7	Institutional values & Best Practices	50.00	100.00	2.00
	Total	72.00	157.00	2.18
	CGPA :	2.18		



Dean IQAC

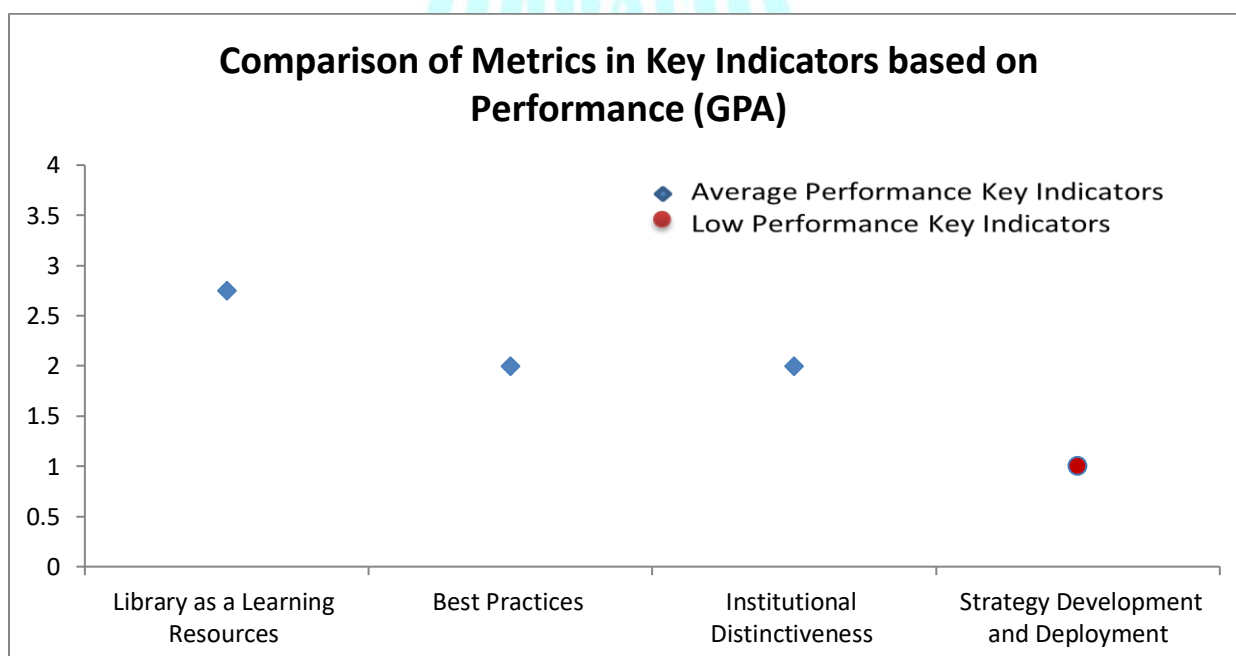
Principal



Department / Cell : Library

Academic and Administrative Audit - 18.10.2019

No	Criteria and Key Indicators	Key Indicator Weightage (W _i)	Key Indicator Wise Weighted Grade Points (KIWGP) _i	Grade Point Averages (CrWGPI/W _i)
Criterion IV – Infrastructure and Learning Resources				
4.2	Library as a Learning Resources	20	55	2.75
	Total	20	55	2.75
Criterion VI – Governance, Leadership and Management				
6.2	Strategy Development and Deployment	2	2	1
	Total	2	2	1.00
Criterion VII – Institutional Values and Best Practices				
7.2	Best Practices	30	60	2
7.3	Institutional Distinctiveness	20	40	2
	Total	50	100	2.00
	Grand Total	72	157	2.18





Scott Christian College (Autonomous), Nagercoil - 3

AAA 2018 - 2019 - Assessment Sheet

Library

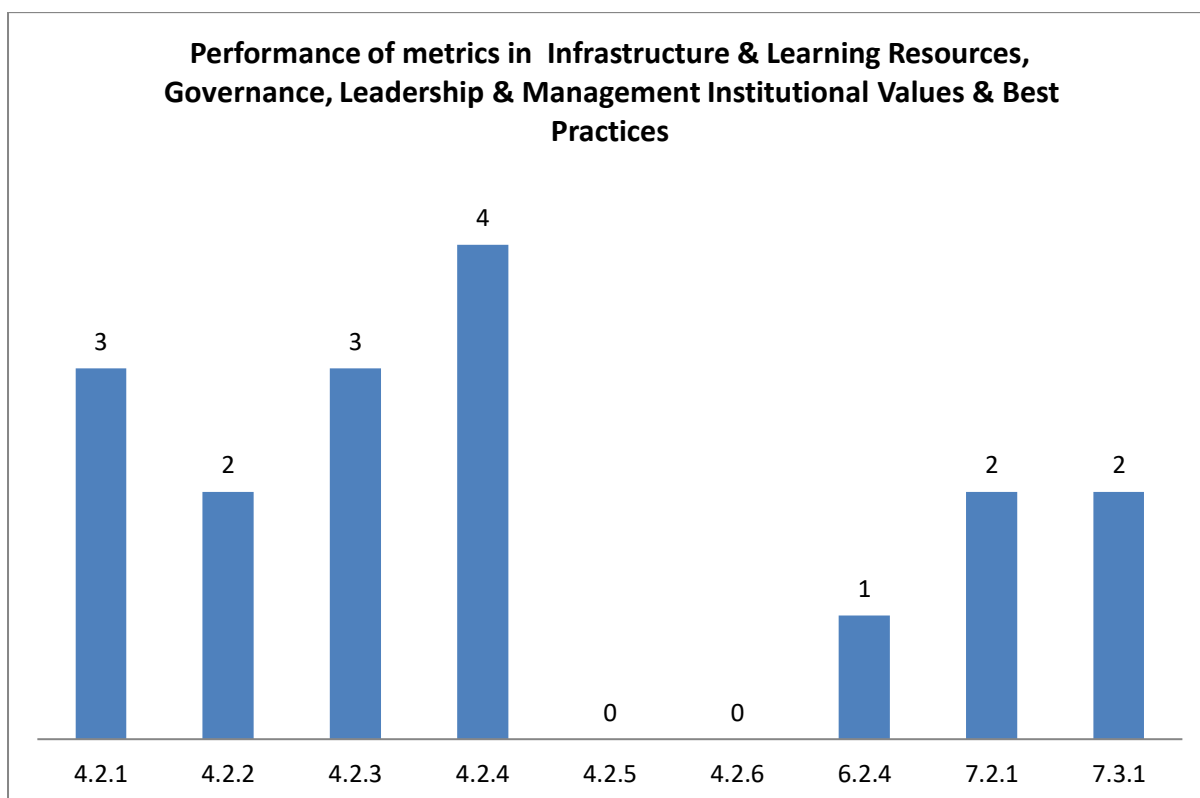
Qualitative & Quantitative Metrics



Metric	Parameter	QIM/ QnM	Weight age	Score	Wtd. Score
Criterion IV – Infrastructure and Learning Resources					
4.2	Library as a Learning Resources				
4.2.1	Provide the details of Integrated library Management System (ILMS)	QIM	4	3	12
4.2.2	Give the details of Rare Books/ Rare Manuscripts/ Special Reports	QIM	3	2	6
4.2.3	Does the institution have the following: 1. e – journals 2. e-ShodhSindhu 3. Shodhganga membership 4. e-books 5. Databases	QnM	3	3	9
4.2.4	Annual expenditure for purchase of books and journals during 2018-2019	QnM	7	4	28
4.2.5	Remote access to e-resources	QnM	1	0	0
4.2.6	Usage of library by teachers and students (2018-19)	QnM	2	0	0
4.2	Library as a Learning Resources		20	2.75	55
Criterion IV – Infrastructure and Learning Resources			20	2.75	55
Criterion VI – Governance, Leadership and Management					
6.2	Strategy Development and Deployment				
6.2.4	Minutes of Meetings and action taken reports of Associations /Cells / Bodies / Committees /Clubs etc	QIM	2	1	2
6.2	Strategy Development and Deployment		2	1	2
Criterion VI – Governance, Leadership and Management			2	1	2
Criterion VII – Institutional Values and Best Practices					
7.2	Best Practices				
7.2.1	Describe any one best practice followed by the Department / Cell / Body / Committee / Club/Unit	QIM	30	2	60
7.2	Best Practices		30	2	60
7.3	Institutional Distinctiveness				

7.3.1	Describe/Explain the performance the Department in one area distinctive to its Vision, Priority & Thrust	QIM	20	2	40
7.3	Institutional Distinctiveness		20	2	40
Criterion VII – Institutional Values and Best Practices			50	2	100

	Criteria-wise Assessment		Weight age (W)	Score	Wtd Grade Point (WGP)
4	Infrastructure & Learning resources		20	2.75	55
6	Governance, Leadership & Management		2	1	2
7	Institutional values & Best Practices		50	2	100
Overall:-			72	2.18	157



Department / Cell : Library

Academic and Administrative Audit - 18.10.2019

Strengths and Weaknesses

Strengths : Nil

Weaknesses :

- ✓ Strategy Development and Deployment





Scott Christian College (Autonomous), Nagercoil - 3

INTERNAL QUALITY ASSURANCE CELL



ACADEMIC & ADMINISTRATIVE AUDIT 2018 – 2019

GRADE

ALUMNI

D

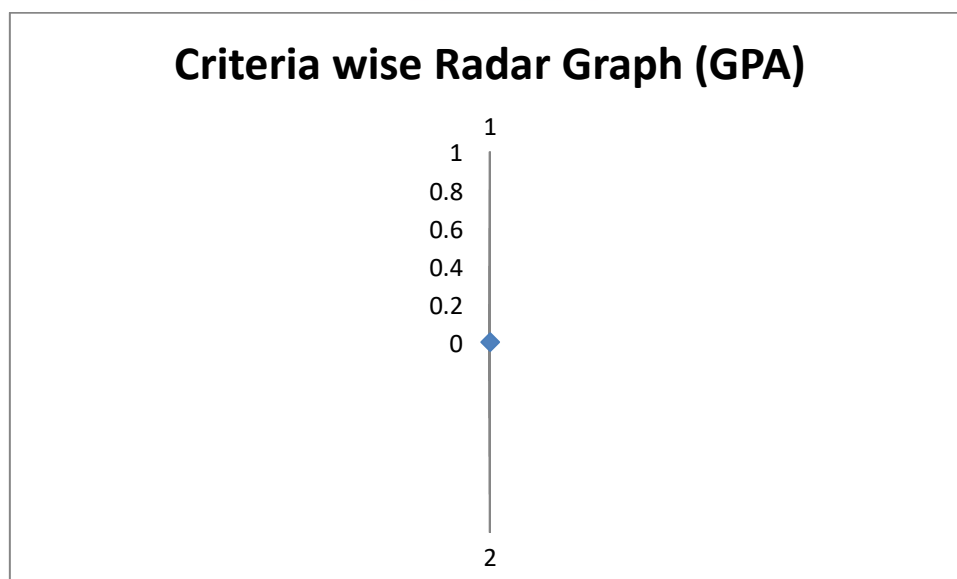
Department / Cell : Alumni

Academic and Administrative Audit - 18.10.2019

No	Criteria	Weightage (W1)	Criterion-wise Weighted Grade Point (CrWGP1)	Grade Point Averages (CrWGP _i /W _i)
1	Curricular Aspects	-	-	-
2	Teaching, Learning & Evaluation	-	-	-
3	Research, Innovation & Extension	-	-	-
4	Infrastructure & Learning resources	-	-	-
5	Student Support & Progression	10	0.0	0.00
6	Governance, Leadership & Management	-	-	-
7	Institutional values & Best Practices	-	-	-
Total		10.00	0.00	0
CGPA :		0		

Dean IQAC

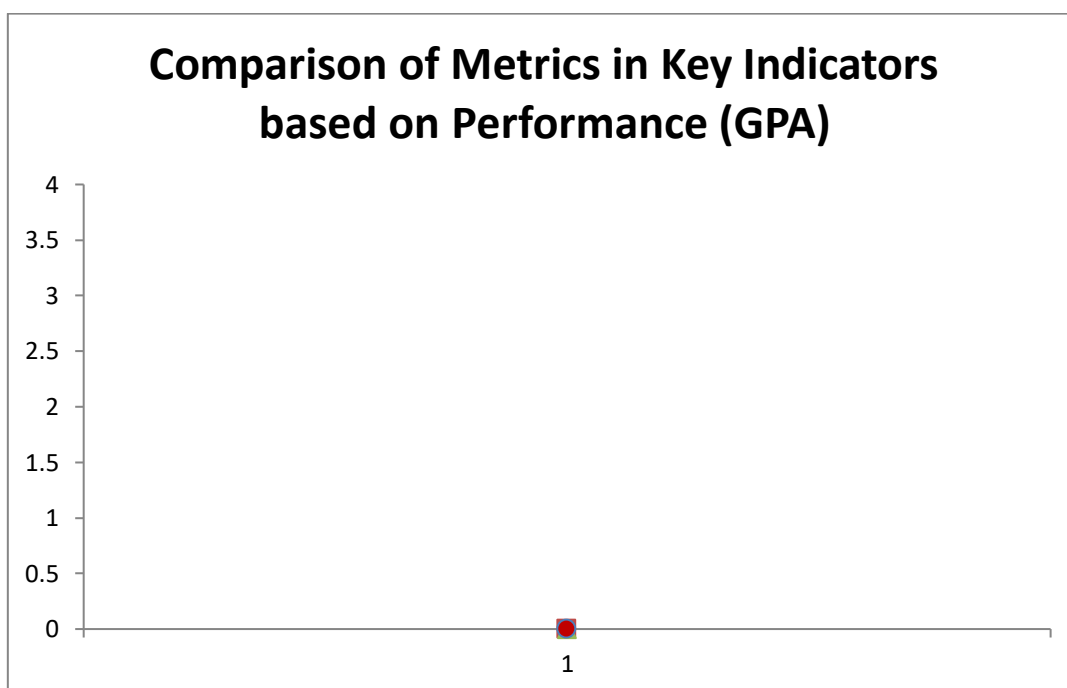
Principal



Department / Cell : Alumni

Academic and Administrative Audit - 18.10.2019

No	Criteria and Key Indicators	Key Indicator Weightage (W _i)	Key Indicator Wise Weighted Grade Points (KIWGP) _i	Grade Point Averages (CrWGPI/W _i)
Criterion V - Student Support and Progression				
5.4	Alumni Engagement	10	0	0
	Total	10	0	0.00
	Grand Total	10	0	0





Scott Christian College (Autonomous), Nagercoil - 3

AAA 2018 - 2019 - Assessment Sheet

Alumni

Qualitative & Quantitative Metrics



Metric	Parameter	QIM/ QnM	Weight age	Score	Wtd. Score
Criterion V - Student Support and Progression					
5.4	Alumni Engagement				
5.4.1	The Alumni Association/Chapters (registered and functional) contributes significantly to the development of the institution through financial and non financial means.	QIM	4	0	0
5.4.2	Alumni contribution during 2018-2019 (Amount in rupees) : Options: (a) \geq 15 Lakhs (b) 10Lakhs - 15 Lakhs (c) 5 Lakhs - 10 Lakhs (d) 2 Lakhs - 5 Lakhs (e) <2 LakhsAlumni contribution	QnM	4	0	0
5.4.3	Number of Alumni Association /Chapters meetings held during 2018-2019	QnM	2	0	0
5.4	Alumni Engagement		10	0	0
Criterion V - Student Support and Progression			10	0	0

	Criteria-wise Assessment		Weight age (W)	Score	Wtd Grade Point (WGP)
5	Student Support & Progression		10	0	0
	Overall:-		10	0	0

Performance of metrics in Student Support & Progression		
0	0	0
5.4.1	5.4.2	5.4.3

Department / Cell : Alumni

Academic and Administrative Audit - 18.10.2019

Strengths and Weaknesses

Strengths : Nil

Weaknesses :

- ✓ Alumni Engagement

