



# **Scott Christian College (Autonomous), Nagercoil – 3**

*Report of the*

**ACADEMIC & ADMINISTRATIVE AUDIT 2019 – 2020**



**INTERNAL QUALITY ASSURANCE CELL**

## Foreword

In pursuance of the ongoing process of Internalizing the Quality Mandates and Institutionalizing the Best-practices in Campus, IQAC Committee has resolved to conduct the Academic and Administrative Audit (AAA) for the academic year 2019-20 in a similar way of NAAC's RAF. As a first step of AAA, IQAC has created quality benchmarks/parameters for the various academic and administrative activities of the College. A sincere effort has been made to rationalize the benchmarks by investigating the metric-wise data and the scores obtained by different other Colleges in the recent A&A of NAAC. Concomitantly IQAC has come out with modalities for conducting the AAA with 70% of QnMs by system generated score (SGS) and the remaining 30% QIMs with External peer-team assessment.

The first step of data collection for AAA was made on both digital and physical form. The Departments and Units had a freedom of submitting the data either digital mode or physical mode. In order to maintain the accuracy and reliability of the data, IQAC team verified thoroughly each metric with the documents submitted for proof. The collected data have been fed to the computer through a system developed by IQAC to generate score for all QIMs.

External peer-team, comprising Dr S. Alfred Cecil Raj – Controller of Examinations, Associate Professor of Physics, St. Joseph's College (Autonomous), Tiruchirappalli and Dr V. Jude Nirmal – Assistant Professor of Computer Science, St. Joseph's College (Autonomous), Tiruchirappalli, visited our college on 19<sup>th</sup> April 2021, physically audited all the 17 Departments, 15 Administrative Units, 10 Clubs/Cells and 9 Extension Units and finally submitted the report along with the scores for QIMs.

Understanding the value of critical information that impacts strategic decision making, IQAC adhered a data quality strategy wherein the collected data have been validated, processed and stored in computer database with proper data integration. Grading of all Departments, Administrative Units, Clubs/Cells and Extension Units have been made after due consolidation of SGS and peer team assessment. Reports for every individual units of the College have been generated according to NAAC RAF methodology.

I am pleased to put on record the guidance and support rendered by the Management, Principal and IQAC committee. I thank all Heads of Administrative Units, HoDs, IQAC liaison members, Coordinators/Conveners of Cells/Units, IQAC Assistant Coordinators Dr D. Hylin Reba, Dr L. Judith Sophia, Dr Shirley Daniel, Dr A. Malar Retna, Dr D. Hudson Oliver and IQAC office staff Ms S. Presanna, Mr K. Prabhu and Ms. J. Shoba for their time, effort and valuable suggestions based on their expertise which has resulted in this valuable AAA report. It is a matter of privilege to present this AAA Report to all the stake holders of our College for continuous quality sustenance and enhancement.

Nagercoil  
March 2022

**C. James – Dean IQAC**

# IQAC Committee

## A) Chairman

1. **Dr J. Robert Victor Edward**  
Principal



## B) Faculty Members

2. **Dr G. Isaac Arul Dhas**  
Senior Faculty



3. **Dr G. Allen Gnana Raj**  
Senior Faculty



4. **Dr D. Hysin Reba**  
Asst. Coordinator



5. **Dr L. Judith Sophia**  
Asst. Coordinator



6. **Dr Shirley Daniel**  
Asst. Coordinator



7. **Dr A. Malar Retna**  
Asst. Coordinator



8. **Dr D. Hudson Oliver**  
Asst. Coordinator



9. **Dr B. Shamina Ross**  
Website



### C) Administrative Officers

10. **Dr J.G. Duresh**  
Dean: Arts



11. **Dr R.D. Stevens Jones**  
Dean – Sciences



12. **Dr A.E. Dulip Daniels**  
Dean: Research



13. **Dr R. Ragel Mabel Saroja**  
Dean: Student Welfare



14. **Mr T. Smith** (Office Superintendent)



### C) Management

15. **Mr G. Rajesh**  
Governing Board Member



### D) Local Society / Alumni :

16. **Ms J. Merrila Nissi**  
MSc Physics 2016-18



### E) Employers / Industrialists

17. **Mrs Parveen Mathew**  
KA Industries



### F) Dean IQAC

18. **Dr C. James**



# Contents

	<b>Particulars</b>	<b>Page No.</b>
<b>1. College</b>		
1.1.	Grade Sheet	1
1.2.	Criteria-wise Grade Sheet	2
1.3.	Criteria-wise Grade Radar Graph	3
1.4.	Key Indicator-wise Grade Sheet	4
1.5.	Key Indicator-wise Comparison Graph	6
1.6.	Metric-wise Grade Sheet	7
1.7.	Metric-wise Bar Graph	21
1.8.	Criteria-wise Grade Sheet of all Departments	24
1.9.	Strengths and Weakness	26
1.10.	Peer-Team Report	27
<b>2. Departments</b>		
2.1.	Mathematics	32
2.2.	Botany	48
2.3.	Chemistry	64
2.4.	Physics	81

2.5. Zoology	97
2.6. Economics	113
2.7. History	129
2.8. English	145
2.9. Tamil	161
2.10. Malayalam	177
2.11. Hindi	193
2.12. Commerce	209
2.13. Computer Science	225
2.14. Physical Education	241
2.15. Business Studies	257
2.16. Computer Application	273
2.17. Microbiology	289

### **3. Units /Cells / Clubs**

3.1. Controller of Examinations	305
3.2. Library	31
3.3. IQAC	317
3.4. Dean –Arts	323

3.5. Dean -Science	330
3.6. Dean -Research	337
3.7. Dean Student Welfare	346
3.8. Dean – Placement	353
3.9. Dean Foreign Affairs	359
3.10. Bursar	367
3.11. NCC – Army	377
3.12. NCC - Navy	383
3.13. NSS – 90	389
3.14. NSS – 91	397
3.15. NSS – 92	404
3.16. NSS – 93	411
3.17. NSS – 123	418
3.18. NSS – 124	425
3.19. NSS – 127	432
3.20. Sports	439
3.21. Youth Welfare	445
3.22. Science Club	451

3.23. Youth Red Cross	456
3.24. Scott Adventure Club	462
3.25. Rotaract Club	468
3.26. Eco Club	474
3.27. ICTC	479
3.28. Scott Research Forum	486
3.29. Innovation Council	492
3.30. HRDC	498
3.31. Admission Committee	504
3.32. Governance - Office	510
3.33. Website	518
3.34. Alumni	526





**Scott Christian College (Autonomous)**

Nagercoil – 629 003, Tamil Nadu, India

**INTERNAL QUALITY ASSURANCE CELL**



# **ACADEMIC & ADMINISTRATIVE AUDIT 2019 – 2020**

**COLLEGE**

**GRADE**

**C**

**Score : 1.82/4**

## Scott Christian College

### Criteria-wise Overall Grade Sheet

#### Academic and Administrative Audit - 2019-2020

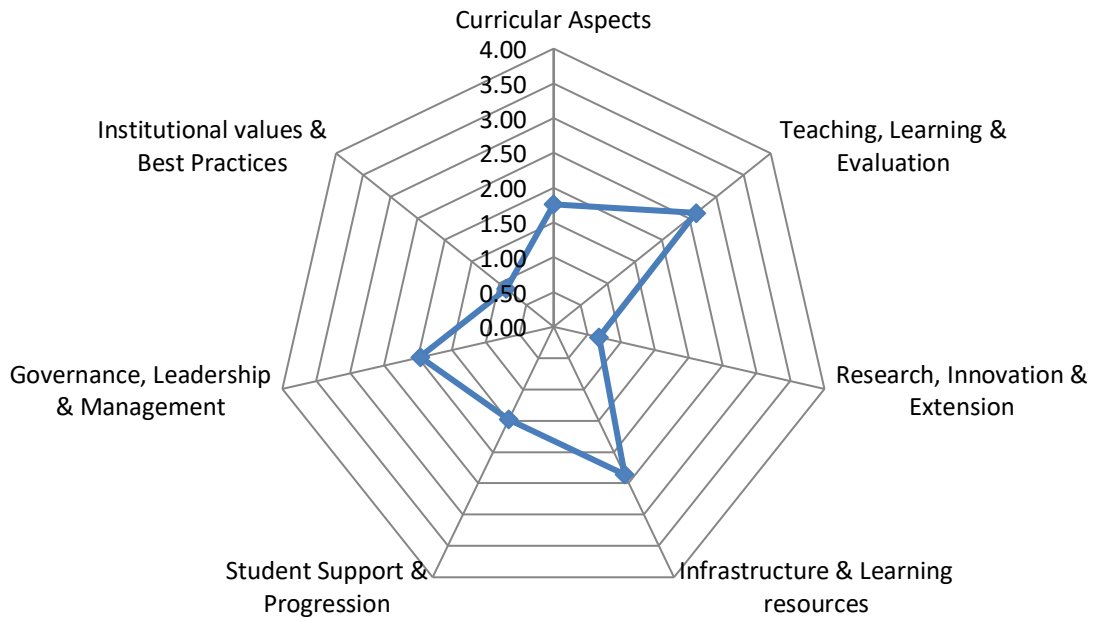
No	Criteria	Weightage (W1)	Criterion-wise Weighted Grade Point (CrWGP1)	Grade Point Averages (CrWGP <sub>i</sub> /W <sub>i</sub> )
1	Curricular Aspects	150.00	263.89	1.76
2	Teaching, Learning & Evaluation	300.00	785.55	2.62
3	Research, Innovation & Extension	150.00	99.84	0.67
4	Infrastructure & Learning resources	100.00	235.75	2.36
5	Student Support & Progression	100.00	148.43	1.48
6	Governance, Leadership & Management	100.00	197.45	1.97
7	Institutional values & Best Practices	100.00	87.16	0.87
	<b>Total</b>	<b>1000.00</b>	<b>1818.07</b>	<b>1.82</b>

**CGPA : 1.82**

Dean IQAC

Principal

### Criteria wise Radar Graph (GPA)



**Radar graph indicating the performance of College**

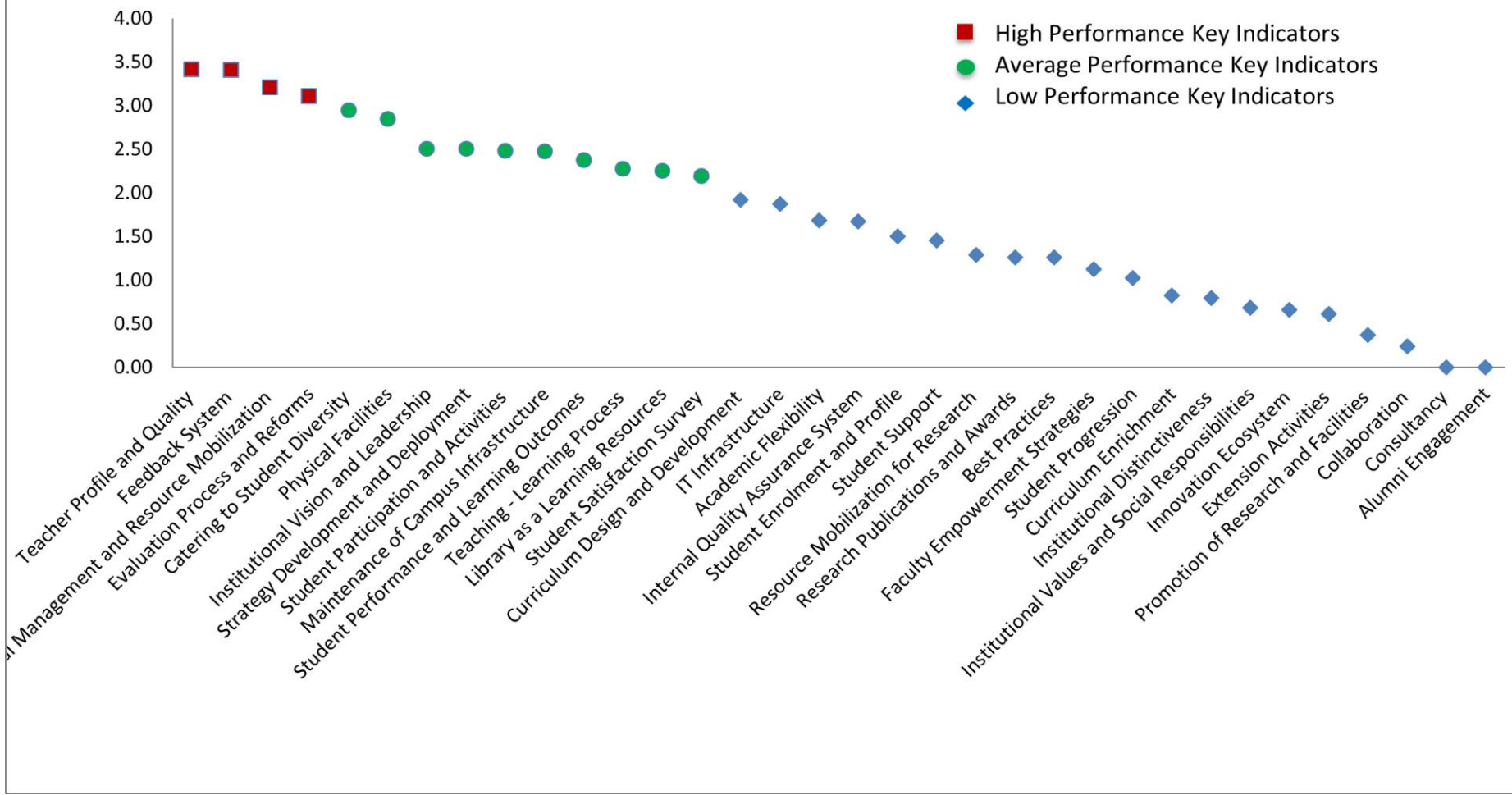
## Key Indicator-wise Grade Sheet - College

### Academic and Administrative Audit - 2019-2020

No	Criteria and Key Indicators	Key Indicator Weightage (W <sub>i</sub> )	Key Indicator Wise Weighted Grade Points (KIWGP) <sub>i</sub>	Grade Point Averages (CrWGPI/Wi)
<b>Criterion I – Curricular Aspects</b>				
1.1	Curriculum Design and Development	50	95.89	1.92
1.2	Academic Flexibility	40	67.37	1.68
1.3	Curriculum Enrichment	40	32.63	0.82
1.4	Feedback System	20	68.00	3.40
	<b>Total</b>	<b>150</b>	<b>263.89</b>	<b>1.76</b>
<b>Criterion II – Teaching-Learning and Evaluation</b>				
2.1	Student Enrolment and Profile	20	30.00	1.50
2.2	Catering to Student Diversity	30	88.11	2.94
2.3	Teaching - Learning Process	50	113.51	2.27
2.4	Teacher Profile and Quality	50	170.56	3.41
2.5	Evaluation Process and Reforms	50	155.00	3.10
2.6	Student Performance and Learning Outcomes	50	118.67	2.37
2.7	Student Satisfaction Survey	50	109.71	2.19
	<b>Total</b>	<b>300</b>	<b>785.55</b>	<b>2.62</b>
<b>Criterion III – Research, Innovations and Extension</b>				
3.1	Promotion of Research and Facilities	20	7.42	0.37
3.2	Resource Mobilization for Research	10	12.91	1.29
3.3	Innovation Ecosystem	10	6.58	0.66
3.4	Research Publications and Awards	30	37.78	1.26
3.5	Consultancy	10	0.00	0.00
3.6	Extension Activities	50	30.41	0.61
3.7	Collaboration	20	4.74	0.24
	<b>Total</b>	<b>150</b>	<b>99.84</b>	<b>0.67</b>

<b>Criterion IV – Infrastructure and Learning Resources</b>				
4.1	Physical Facilities	30	85.33	2.84
4.2	Library as a Learning Resources	20	45.00	2.25
4.3	IT Infrastructure	30	56.00	1.87
4.4	Maintenance of Campus Infrastructure	20	49.41	2.47
	<b>Total</b>	<b>100</b>	<b>235.75</b>	<b>2.36</b>
<b>Criterion V - Student Support and Progression</b>				
5.1	Student Support	30	43.60	1.45
5.2	Student Progression	30	30.47	1.02
5.3	Student Participation and Activities	30	74.36	2.48
5.4	Alumni Engagement	10	0.00	0.00
	<b>Total</b>	<b>100</b>	<b>148.43</b>	<b>1.48</b>
<b>Criterion VI – Governance, Leadership and Management</b>				
6.1	Institutional Vision and Leadership	10	25.00	2.50
6.2	Strategy Development and Deployment	10	25.00	2.50
6.3	Faculty Empowerment Strategies	30	33.45	1.12
6.4	Financial Management and Resource Mobilization	20	64.00	3.20
6.5	Internal Quality Assurance System	30	50.00	1.67
	<b>Total</b>	<b>100</b>	<b>197.45</b>	<b>1.97</b>
<b>Criterion VII – Institutional Values and Best Practices</b>				
7.1	Institutional Values and Social Responsibilities	50	33.75	0.68
7.2	Best Practices	30	37.66	1.26
7.3	Institutional Distinctiveness	20	15.74	0.79
	<b>Total</b>	<b>100</b>	<b>87.16</b>	<b>0.87</b>
	<b>Grand Total</b>	<b>1000</b>	<b>1818.07</b>	<b>1.82</b>

**Values Comparison of Metrics in Key Indicators based on Performance (GPA)**





## Scott Christian College (Autonomous), Nagercoil

AAA 2019 - 2020 - Assessment Sheet

College – Overall Performance

### Qualitative & Quantitative Metrics



Metric	Parameter	QIM/ QnM	Weightage	Score	Wtd. Score
	<b>Criterion I – Curricular Aspects</b>				
<b>1.1</b>	<b>Curriculum Design and Development</b>				
1.1.1	Curricula developed/adopted having Learning Outcomes including Programme Outcomes (Pos), Programme specific outcomes (PSOs) and Course Outcomes (COs) for all the UG, PG and M.Phil programmes offered by the Department and mapped them with syllabus properly.	QIM	20	3.40	68.00
1.1.2	List of Programmes where syllabus revision was carried out during 2019-2020	QnM	20	0.89	17.89
1.1.3	Courses having focus on employability/ entrepreneurship/ skill development during 2019 - 2020	QnM	10	1.00	10.00
<b>1.1</b>	<b>Curriculum Design and Development</b>		<b>50</b>	<b>1.92</b>	<b>95.89</b>
<b>1.2</b>	<b>Academic Flexibility</b>				
1.2.1	New courses introduced of the total number of courses across all programs offered during 2019 - 2020.	QnM	20	0.00	0.00
1.2.2	Programs in which Choice Based Credit System (CBCS)/elective course system has been implemented (2019 - 2020)	QnM	20	3.37	67.37
<b>1.2</b>	<b>Academic Flexibility</b>		<b>40</b>	<b>1.68</b>	<b>67.37</b>
<b>1.3</b>	<b>Curriculum Enrichment</b>				
1.3.1	List of courses whose syllabus integrate Cross cutting Issues related to Gender/ Environment & Sustainability/Human Values & Professional Ethics.	QIM	10	3.05	30.53
1.3.2	List of Value-added courses imparting transferable and life skills offered during 2019-2020 with details of the students	QnM	10	0.00	0.00

1.3.3	(Average Percentage of students enrolled in the courses under 1.3.2 above) List of Value-added courses imparting transferable and life skills offered during 2019-2020 with details of the students	QnM	10	0.00	0.00
1.3.4	Details of students undertaking field projects / internships (2019 - 2020)	QnM	10	0.21	2.11
<b>1.3</b>	<b>Curriculum Enrichment</b>		<b>40</b>	<b>0.82</b>	<b>32.63</b>
<b>1.4</b>	<b>Feedback System</b>				
1.4.1	Structured feedback received from: 1) Students, 2) Teachers, 3) Employers, 4) Alumni 5) Parents, for design and review of syllabus - Semester wise /year wise (Weightage: 10 QnM) Options: A. Any 4 of the above B. Any 3 of the above C. Any 2 of the above D. Any 1 of the above E. None of the above	QnM	10	3.40	34.00
1.4.2	Feedback processes of the institution may be classified as follows: A) A. Feedback collected, analysed and action taken and report made available on website B) Feedback collected, analysed and action has been taken C) Feedback collected and analysed D) Feedback collected E) Feedback not obtained	QnM	10	3.40	34.00
<b>1.4</b>	<b>Feedback System</b>		<b>20</b>	<b>3.40</b>	<b>68.00</b>
<b>Criterion I – Curricular Aspects</b>			<b>150</b>	<b>1.76</b>	<b>263.89</b>
<b>Criterion II – Teaching-Learning and Evaluation</b>					
<b>2.1</b>	<b>Student Enrolment and Profile</b>			<b>0.00</b>	
2.1.1	Average Enrolment percentage during 2019-2020	QnM	10	3.00	<b>30.00</b>
2.1.2	Average percentage of seats filled against reserved categories (SC, ST, OBC, Divyangjan, etc. as per applicable reservation policy ) during the 2019-2020	QnM	10	0.00	<b>0.00</b>
<b>2.1</b>	<b>Student Enrolment and Profile</b>		<b>20</b>	<b>1.50</b>	<b>30.00</b>



<b>2.2</b>	<b>Catering to Student Diversity</b>			0.00	
2.2.1	The institution assesses the learning levels of the students, after admission and organises special programs for advanced learners and slow learners	QIM	15	2.26	33.95
2.2.2	Student - Full time teacher ratio(current year data)	QnM	15	3.61	54.17
<b>2.2</b>	<b>Catering to Student Diversity</b>		<b>30</b>	<b>2.94</b>	<b>88.11</b>
<b>2.3</b>	<b>Teaching - Learning Process</b>				
2.3.1	Student centric methods, such as experiential learning, participative learning and problem solving methodologies are used for enhancing learning experiences	QIM	15	2.00	30.00
2.3.2	Teachers use ICT enabled tools including online resources for effective teaching and learning process	QIM	15	1.79	26.84
2.3.3	Ratio of students to mentor for academic and stress related issues (current year data)	QnM	10	3.22	32.22
2.3.4	Preparation and adherence to Academic Calendar and Teaching plans by the institution	QIM	10	2.44	24.44
<b>2.3</b>	<b>Teaching - Learning Process</b>		<b>50</b>	<b>2.27</b>	<b>113.51</b>
<b>2.4</b>	<b>Teacher Profile and Quality</b>				
2.4.1	Full time teachers against sanctioned posts during 2019-2020	QnM	15	4.00	60.00
2.4.2	Full time teachers with Ph.D. (/ D.M. / M.Ch. / D.N.B Super speciality / D.Sc. / D.Litt. )during 2019-2020	QnM	20	3.78	75.56
2.4.3	Teaching experience of full time teachers in same institution number of years (current year data)	QnM	15	2.33	35.00
<b>2.4</b>	<b>Teacher Profile and Quality</b>		<b>50</b>	<b>3.41</b>	<b>170.56</b>
<b>2.5</b>	<b>Evaluation Process and Reforms</b>				
2.5.1	Number of days from the date of last semester-end/ year- end examination till the declaration of results during 2019-2020	QnM	20	4.00	80.00
2.5.2	Student complaints/grievances about evaluation against total number appeared in the examinations	QnM	15	1.00	15.00

2.5.3	IT integration and reforms in the examination procedures and processes including Continuous Internal Assessment (CIA) have brought in considerable improvement in Examination Management System (EMS) of the Institution	QIM	15	4.00	60.00
<b>2.5</b>	<b>Evaluation Process and Reforms</b>		<b>50</b>	<b>3.10</b>	<b>155.00</b>
<b>2.6</b>	<b>Student Performance and Learning Outcomes</b>				
2.6.1	i) Provide the web link displaying Programme Outcomes(PO)/Programme Specific Outcomes (PSO) / Course Outcomes (CO) for all programmes offered by the Department.	QIM	20	2.70	54.00
2.6.2	Evaluation of attainment of PO, PSO & CO	QIM	10	1.80	18.00
2.6.3	Passed out details of final year students	QnM	20	2.33	46.67
<b>2.6</b>	<b>Student Performance and Learning Outcomes</b>		<b>50</b>	<b>2.37</b>	<b>118.67</b>
<b>2.7</b>	<b>Student Satisfaction Survey</b>				
2.7.1	Online student satisfaction survey (SSS) regarding to teaching learning process.	QnM	50	2.19	<b>109.71</b>
<b>2.7</b>	<b>Student Satisfaction Survey</b>		<b>50</b>	<b>2.19</b>	<b>109.71</b>
<b>Criterion II – Teaching-Learning and Evaluation</b>			<b>300</b>	<b>2.62</b>	<b>785.55</b>
<b>Criterion III – Research, Innovations and Extension</b>					
<b>3.1</b>	<b>Promotion of Research and Facilities</b>				
3.1.1	The institution has a well defined policy for promotion of research and the same is uploaded on the institutional website	QIM	6	0.50	<b>3.00</b>
3.1.2	The institution provides seed money to its teachers for research	QnM	8	0.00	<b>0.00</b>
3.1.3	Number of teachers awarded national/ international fellowship for advanced studies/ research during 2019-2020	QnM	6	0.74	<b>4.42</b>
<b>3.1</b>	<b>Promotion of Research and Facilities</b>		<b>20</b>	<b>0.37</b>	<b>7.42</b>

<b>3.2</b>	<b>Resource Mobilization for Research</b>				
3.2.1	Grants for research projects sponsored by the government, non-government sources such as industry, corporate houses, international bodies, endowments, Chairs in the institution during 2019-2020	QnM	2	1.05	<b>2.11</b>
3.2.2	Number of teachers having research projects during the 2019 - 2020	QnM	2	0.74	<b>1.47</b>
3.2.3	Teachers recognised as research guides	QnM	3	3.11	<b>9.33</b>
3.2.4	Number of research projects per teacher funded by government and non-government agencies during 2019-2020	QnM	3	0.00	<b>0.00</b>
<b>3.2</b>	<b>Resource Mobilization for Research</b>		<b>10</b>	<b>1.29</b>	<b>12.91</b>
<b>3.3</b>	<b>Innovation Ecosystem</b>				
3.3.1	What are the innovation done by the Department / Club including Incubation Centre and other initiatives for creation and transfer of knowledge?	QIM	5	0.37	<b>1.84</b>
3.3.2	Number of workshops/seminars conducted on Research Methodology, Intellectual Property Rights (IPR) and entrepreneurship and skills development Industry-Academia Innovative practices during 2019-2020	QnM	5	0.95	<b>4.74</b>
<b>3.3</b>	<b>Innovation Ecosystem</b>		<b>10</b>	<b>0.66</b>	<b>6.58</b>
<b>3.4</b>	<b>Research Publications and Awards</b>				
3.4.1	The institution has a stated Code of Ethics to check malpractices and plagiarism in Research	QnM	5	1.11	5.56
3.4.2	Number of Ph.D.s registered per teacher during 2019-2020	QnM	5	2.00	10.00
3.4.3	Number of research papers per teacher in the Journals notified on UGC website during 2019-2020	QnM	5	3.28	16.39
3.4.4	Number of books and chapters in edited volumes / books published, and papers in national/international conference - proceedings per teacher during 2019-2020	QnM	5	1.17	5.83

3.4.5	Bibliometrics of the publications during 2019-2020 based on average citation index in Scopus/ Web of Science or Pub Med/ Indian Citation Index	QnM	5	0.00	0.00
3.4.6	Bibliometrics of the publications during 2019-20 based on Scopus/ Web of Science – h-index of the Department	QnM	5	0.00	0.00
<b>3.4</b>	<b>Research Publications and Awards</b>		<b>30</b>	<b>1.26</b>	<b>37.78</b>
<b>3.5</b>	<b>Consultancy</b>				
3.5.1	Revenue generated from consultancy corporate training during 2019-2020	QnM	5	0.00	0.00
3.5.2	Amount spent on developing facilities, training teachers and staff for undertaking consultancy during 2019 - 2020 (in Lakhs)	QnM	5	0.00	0.00
<b>3.5</b>	<b>Consultancy</b>		<b>10</b>	<b>0.00</b>	<b>0.00</b>
<b>3.6</b>	<b>Extension Activities</b>				
3.6.1	What are the Extension activities in the neighborhood community in terms of impact and sensitizing students to social issues and holistic development during 2019-2020?	QIM	10	1.26	12.58
3.6.2	Number of awards and recognition received for extension activities from Government /recognized bodies during 2019 - 2020	QnM	15	0.42	6.29
3.6.3	Number of extension and outreach Programmes conducted in collaboration with industry, community and Non- Government Organizations through NSS/NCC/Red cross/YRC etc., during 2019-2020	QnM	10	0.00	0.00
3.6.4	Students participating in extension activities with Government Organizations, Non-Government Organizations and Programmes such as Swachh Bharat, Aids Awareness, Gender Issue, etc. during 2019-2020	QnM	15	0.77	11.54
<b>3.6</b>	<b>Extension Activities</b>		<b>50</b>	<b>0.61</b>	<b>30.41</b>

<b>3.7</b>	<b>Collaboration</b>				
3.7.1	Number of Collaborative activities for research, faculty exchange, student exchange / internship/ on –the-job training/ project work	QnM	10	0.00	<b>0.00</b>
3.7.2	Number of functional MoUs with institutions of national, international importance, other universities, industries, corporate houses etc. during 2019-2020	QnM	10	0.47	<b>4.74</b>
<b>3.7</b>	<b>Collaboration</b>		<b>20</b>	<b>0.24</b>	<b>4.74</b>
<b>Criterion III – Research, Innovations and Extension</b>			<b>150</b>	<b>0.67</b>	<b>99.84</b>
<b>Criterion IV – Infrastructure and Learning Resources</b>					
<b>4.1</b>	<b>Physical Facilities</b>				
4.1.1	The institution has adequate facilities for teaching – learning, viz., classrooms, laboratories, computing equipment, etc.	QIM	6	3.56	21.33
4.1.2	The institution has adequate facilities for sports, games (indoor, outdoor) gymnasium, yoga centre etc., and cultural activities	QIM	4	6.00	24.00
4.1.3	Percentage of classrooms and seminar halls with ICT – enabled facilities such as smart class, LMS, etc.	QnM	10	0.00	0.00
4.1.4	Budget allocation, excluding salary for infrastructure augmentation (INR in Lakhs)	QnM	10	4.00	40.00
<b>4.1</b>	<b>Physical Facilities</b>		<b>30</b>	<b>2.84</b>	<b>85.33</b>
<b>4.2</b>	<b>Library as a Learning Resources</b>				
4.2.1	Provide the details of Integrated library Management System (ILMS)	QIM	5	3.00	15.00
4.2.2	Does the institution have the following: 1. e – journals 2. e-ShodhSindhu 3. Shodhganga membership 4. e-books 5. Databases 6. Remote access to e-resources	QnM	5	0.00	0.00
4.2.3	Annual expenditure for purchase of books / e-books and subscription to journals/e-journals during 2019-2020	QnM	5	4.00	20.00
4.2.4	Usage of library by teachers and students (2019-20)	QnM	5	2.00	10.00
<b>4.2</b>	<b>Library as a Learning Resources</b>		<b>20</b>	<b>2.25</b>	<b>45.00</b>

<b>4.3</b>	<b>IT Infrastructure</b>				
4.3.1	Institution has an IT policy covering wi-fi, cyber security, etc., and allocated budget for updating its IT facilities	QIM	8	2.00	16.00
4.3.2	Student - Computer ratio (current year data) Number of Computers in working condition	QnM	8	0.00	0.00
4.3.3	Available bandwidth of internet connection in the Institution	QnM	10	4.00	40.00
4.3.4	Facilities for e-content development such as Media centre, Recording facility, Lecture Capturing System (LCS), Mixing equipments and softwares for editing	QnM	4	0.00	0.00
<b>4.3</b>	<b>IT Infrastructure</b>		<b>30</b>	<b>1.87</b>	<b>56.00</b>
<b>4.4</b>	<b>Maintenance of Campus Infrastructure</b>				
4.4.1	Expenditure incurred on maintenance of physical facilities and academic support facilities excluding salary component during 2019-2020	QnM	10	4.00	40.00
4.4.2	Provide the Service/Maintenance Record	QIM	10	0.94	9.41
<b>4.4</b>	<b>Maintenance of Campus Infrastructure</b>		<b>20</b>	<b>2.47</b>	<b>49.41</b>
<b>Criterion IV – Infrastructure and Learning Resources</b>			<b>100</b>	<b>2.36</b>	<b>235.75</b>
<b>Criterion V - Student Support and Progression</b>					
<b>5.1</b>	<b>Student Support</b>				
5.1.1	Students benefited by scholarships and freeships provided by the Government during 2019 -20	QnM	6	4.00	24.00
5.1.2	Students benefited by scholarships, freeships, etc. provided by the institution besides government/non-government agencies schemes during 2019-2020	QnM	5	1.00	5.00
5.1.3	Number of capability enhancement and development schemes 1. Soft skills 2. Language and communication skills 3. Life skills (Yoga, physical fitness, health and hygiene) 4. Awareness of trends in technology (Opt one)	QnM	8	0.85	6.80
5.1.4	Students benefited by guidance for competitive examinations and career counseling offered by the institution during 2019-2020	QnM	6	1.30	7.80

5.1.5	The institution has a transparent mechanism for timely redressal of student grievances including sexual harassment and ragging cases	QnM	5	0.00	0.00
<b>5.1</b>	<b>Student Support</b>		<b>30</b>	<b>1.45</b>	<b>43.60</b>
<b>5.2</b>	<b>Student Progression</b>				
5.2.1	Placement of outgoing students during 2019-2020	QnM	10	0.39	3.89
5.2.2	Student progression to higher education (previous graduating batch i.e., 2019 - 2020)	QnM	10	2.16	21.58
5.2.3	Students qualifying in state/ national/ international level examinations during 2019-2020 (eg: NET/ SLET/GATE/GMAT /CAT, GRE/TOFEL/Civil Services/State government examinations)	QnM	10	0.50	5.00
<b>5.2</b>	<b>Student Progression</b>		<b>30</b>	<b>1.02</b>	<b>30.47</b>
<b>5.3</b>	<b>Student Participation and Activities</b>				
5.3.1	Number of awards/medals for outstanding performance in sports/cultural activities at national/international level (award for a team event should be counted as one) during 2019-2020	QnM	10	2.67	<b>26.67</b>
5.3.2	Presence of an active Student Council & representation of students on academic & administrative bodies/committees	QIM	10	1.77	<b>17.69</b>
5.3.3	Sports and cultural activities / competitions organized at the institution level during 2019 – 2020	QnM	10	3.00	<b>30.00</b>
<b>5.3</b>	<b>Student Participation and Activities</b>		<b>30</b>	<b>2.48</b>	<b>74.36</b>
<b>5.4</b>	<b>Alumni Engagement</b>				
5.4.1	The Alumni Association/Chapters (registered and functional) contributes significantly to the development of the institution through financial and non financial means. other support services	QIM	5	0.00	0.00
5.4.2	Alumni financial contribution during 2019-2020	QnM	5	0.00	0.00
<b>5.4</b>	<b>Alumni Engagement</b>		<b>10</b>	<b>0.00</b>	<b>0.00</b>
<b>Criterion V - Student Support and Progression</b>			<b>100</b>	<b>1.48</b>	<b>148.43</b>

	<b>Criterion VI – Governance, Leadership and Management</b>				
<b>6.1</b>	<b>Institutional Vision and Leadership</b>				
6.1.1	The governance of the institution is reflective of an effective leadership in tune with the vision and mission of the Institution.	QIM	5	2.00	10.00
6.1.2	The institution practices decentralization and participative management	QIM	5	3.00	15.00
<b>6.1</b>	<b>Institutional Vision and Leadership</b>		<b>10</b>	<b>2.50</b>	<b>25.00</b>
<b>6.2</b>	<b>Strategy Development and Deployment</b>				
6.2.1	Perspective/Strategic plan and deployment documents are available in the institution	QIM	2	0.50	<b>1.00</b>
6.2.2	Organizational structure of the Institution including governing body, administrative setup, and functions of various bodies, service rules, procedures, recruitment, promotional policies as well as grievance redressal mechanism	QIM	4	2.00	<b>8.00</b>
6.2.3	Implementation of e-governance in areas of operation : 1. Administration 2. Finance and Accounts 3. Student Admission and Support 4. Examination	QnM	4	4.00	<b>16.00</b>
<b>6.2</b>	<b>Strategy Development and Deployment</b>		<b>10</b>	<b>2.50</b>	<b>25.00</b>
<b>6.3</b>	<b>Faculty Empowerment Strategies</b>				
6.3.1	List of Welfare measures for teaching & Non-teaching Staff	QIM	4	2.00	8.00
6.3.2	Teachers provided with financial support to attend conferences / workshops and towards membership fee of professional bodies during 2019-2020	QnM	8	0.00	0.00
6.3.3	Number of professional development / administrative training Programmes organized by the Institution for teaching and non teaching staff during 2019-2020	QnM	8	0.68	5.45

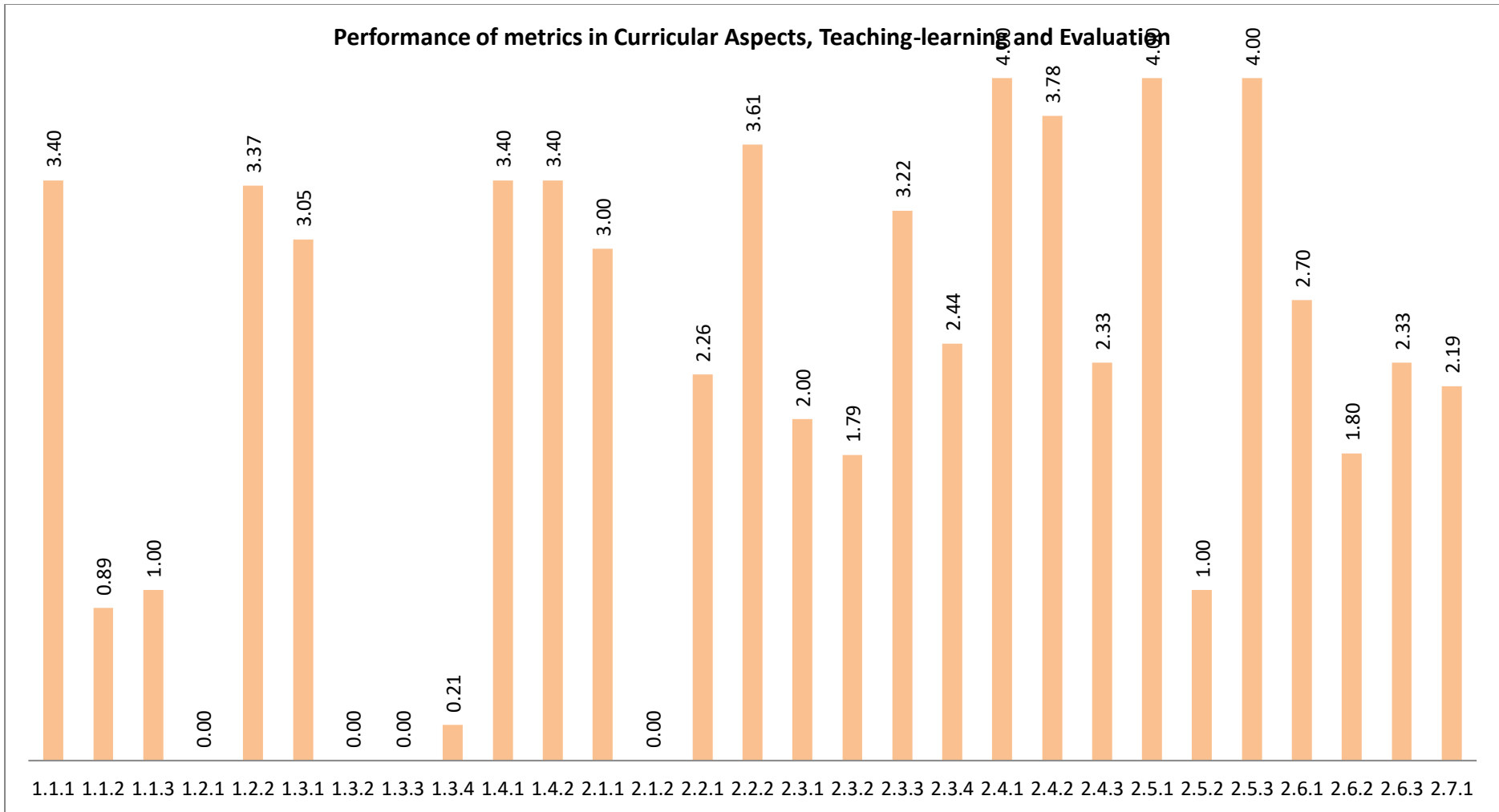


6.3.4	Teachers attending professional development Programmes, viz., Orientation Programme, Refresher Course, Short Term Course, Faculty Development Programmes during 2019-2020	QnM	10	2.00	20.00
<b>6.3</b>	<b>Faculty Empowerment Strategies</b>		<b>30</b>	<b>1.12</b>	<b>33.45</b>
<b>6.4</b>	<b>Financial Management and Resource Mobilization</b>				
6.4.1	Internal Audit & External Audit Report and Balance Sheets	QIM	4	3.00	<b>12.00</b>
6.4.2	Funds / Grants received from Government, non-government bodies, individuals, philanthropers during 2019-2020	QnM	10	4.00	<b>40.00</b>
6.4.3	Institutional strategies for mobilisation of funds and the optimal utilisation of resources	QIM	6	2.00	<b>12.00</b>
<b>6.4</b>	<b>Financial Management and Resource Mobilization</b>		<b>20</b>	<b>3.20</b>	<b>64.00</b>
<b>6.5</b>	<b>Internal Quality Assurance System</b>				
6.5.1	Internal Quality Assurance Cell (IQAC) has contributed significantly for institutionalizing the quality assurance strategies and processes	QIM	10	3.00	<b>30.00</b>
6.5.2	The institution reviews its teaching learning process, structures & methodologies of operations and learning outcomes at periodic intervals through IQAC set up as per norms	QIM	10	2.00	<b>20.00</b>
6.5.3	Quality assurance initiatives of the institution include: 1. Regular meeting of Internal Quality Assurance Cell (IQAC); timely submission of Annual Quality Assurance Report (AQAR) to NAAC; Feedback collected, analysed and used for improvements 2. Collaborative quality initiatives with other institution(s) Academic Administrative Audit (AAA) and initiation of follow up action 3. Participation in NIRF 4. NBA or any other quality audit recognized by state, national or international agencies (ISO Certification)	QnM	10	0.00	<b>0.00</b>
<b>6.5</b>	<b>Internal Quality Assurance System</b>		<b>30</b>	<b>1.67</b>	<b>50.00</b>
<b>Criterion VI – Governance, Leadership and Management</b>			<b>100</b>	<b>1.97</b>	<b>197.45</b>

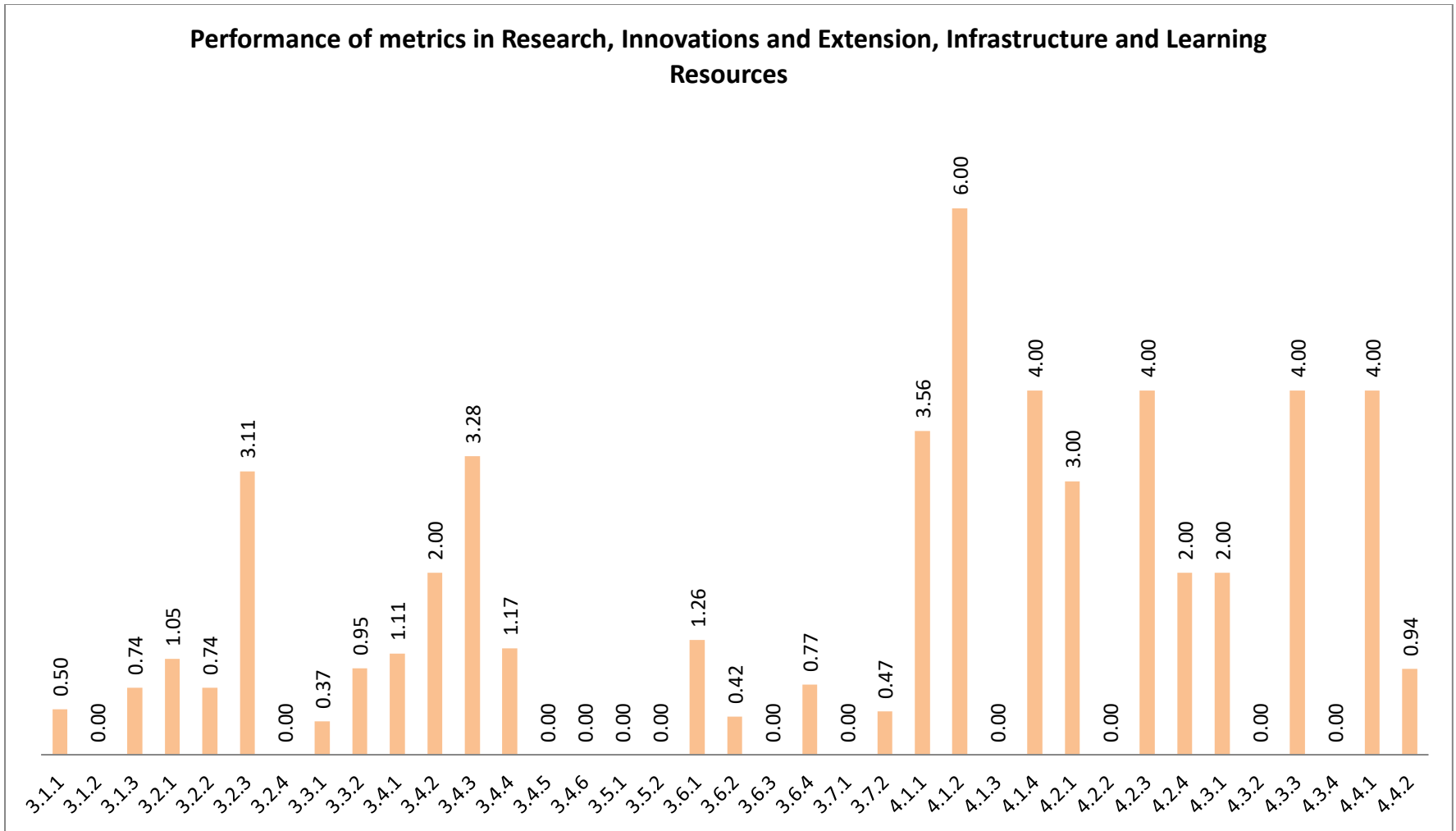
	<b>Criterion VII – Institutional Values and Best Practices</b>				
<b>7.1</b>	<b>Institutional Values and Social Responsibilities</b>				
7.1.1	Number of gender equity promotion Programmes organized by the department/club/cell/ unit during 2019-2020	QIM	5	0.90	<b>4.52</b>
7.1.2	The Department / Cell / Body / Committee / Club/Unit has facilities for alternate sources of energy and energy conservation measures such as : 1. Solar energy 2. Biogas plant 3. Wheeling to the Grid 4. Sensor-based energy conservation 5. Use of LED bulbs/ power efficient equipment	QnM	5	0.00	<b>0.00</b>
7.1.3	Waste Management steps including: a) Solid waste management b) Liquid waste management c) Biomedical waste management d) E-waste management e) Waste recycling system f) Hazardous chemicals and radioactive waste management	QIM	4	0.53	<b>2.11</b>
7.1.4	Rain water harvesting structures and utilization : 1. Rain water harvesting 2. Borewell /Open well recharge 3. Construction of tanks and bunds 4. Waste water recycling 5. Maintenance of water bodies and distribution system in the campus	QnM	4	0.32	<b>1.26</b>
7.1.5	Green Practices` : 1. Restricted entry of automobiles 2. Use of Bicycles/ Battery powered vehicles 3. Pedestrian Friendly pathways 4. Ban on use of Plastic 5. landscaping with trees and plants	QnM	4	0.00	<b>0.00</b>

7.1.6	<p>Quality audits on environment and energy are regularly undertaken by the institution (Weightage 5 QnM)</p> <p>The institutional environment and energy initiatives are confirmed through the following</p> <ol style="list-style-type: none"> <li>1.Green audit</li> <li>2. Energy audit</li> <li>3.Environment audit</li> <li>4.Clean and green campus recognitions/awards</li> <li>5. Beyond the campus environmental promotional activities</li> </ol>	QnM	5	0.00	<b>0.00</b>
7.1.7	<p>Differently abled (Divyangjan) friendliness : Resources available in the institution:</p> <ol style="list-style-type: none"> <li>1. Built environment with ramps/lifts for easy access to classrooms.</li> <li>2. Disabled-friendly washrooms</li> <li>3. Signage including tactile path, lights, display boards and signposts</li> <li>4. Assistive technology and facilities for persons with disabilities ( Divyangjan) accessible website, screen-reading software, mechanized equipment</li> <li>5. Provision for enquiry and information : Human assistance, reader, scribe, soft copies of reading material, screen reading</li> </ol>	QnM	4	0.00	<b>0.00</b>
7.1.8	<p>Institutional efforts/initiatives in providing an inclusive environment i.e., tolerance and harmony towards cultural, regional, linguistic, communal socioeconomic and other diversities</p>	QIM	5	1.14	<b>5.71</b>
7.1.9	<p>Sensitization of students and employees of the Institution to the constitutional obligations: values, rights, duties and responsibilities of citizens</p>	QIM	4	1.06	<b>4.23</b>

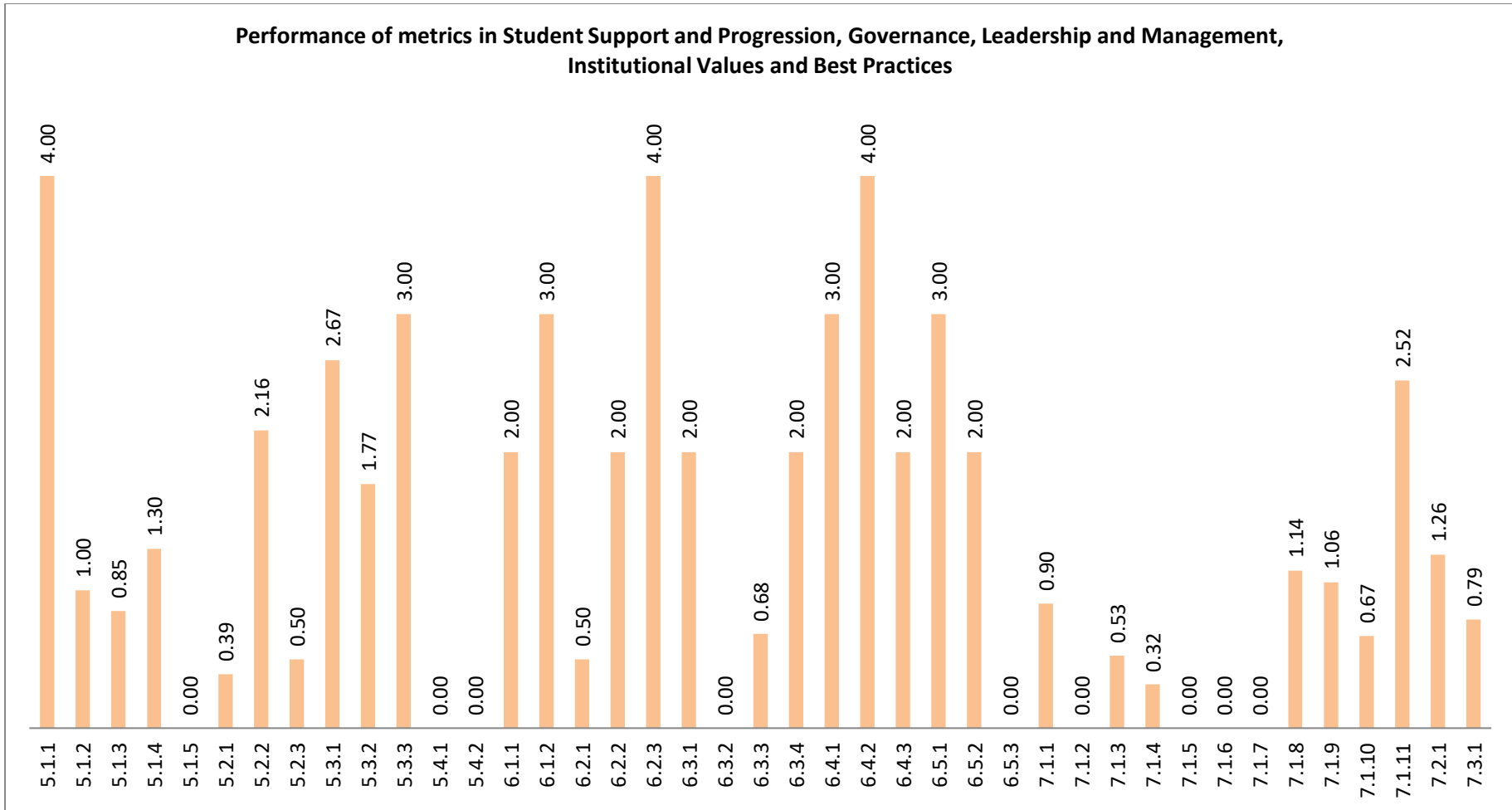
7.1.10	Code of conduct for students, teachers, administrators and other staff and conducts periodic programmes in this regard. 1. The Code of Conduct is displayed on the website 2. There is a committee to monitor adherence to the Code of Conduct 3. Institution organizes professional ethics programmes for students, teachers, administrators and other staff 4. Annual awareness programmes on Code of Conduct are organized	QnM	5	0.67	<b>3.33</b>
7.1.11	Institution celebrates / organizes national and international commemorative days, events and festivals	QIM	5	2.52	<b>12.59</b>
<b>7.1</b>	<b>Institutional Values and Social Responsibilities</b>		<b>50</b>	<b>0.68</b>	<b>33.75</b>
<b>7.2</b>	<b>Best Practices</b>				
7.2.1	Describe any one best practice followed by the Department / Cell / Body / Committee / Club/Unit	QIM	30	1.26	37.66
<b>7.2</b>	<b>Best Practices</b>		<b>30</b>	<b>1.26</b>	<b>37.66</b>
<b>7.3</b>	<b>Institutional Distinctiveness</b>			<b>0.00</b>	
7.3.1	Describe/Explain the performance the Department in one area distinctive to its Vision, Priority & Thrust	QIM	20	0.79	15.74
<b>7.3</b>	<b>Institutional Distinctiveness</b>		<b>20</b>	<b>0.79</b>	<b>15.74</b>
<b>Criterion VII – Institutional Values and Best Practices</b>			<b>100</b>	<b>0.87</b>	<b>87.16</b>
	<b>Criteria-wise Assessment</b>		<b>Weightage (W)</b>	<b>Score</b>	<b>Wtd Grade Point (WGP)</b>
1	Curricular Aspects		150.00	1.76	263.89
2	Teaching, Learning & Evaluation		300.00	2.62	785.55
3	Research, Innovation & Extension		150.00	0.67	99.84
4	Infrastructure & Learning resources		100.00	2.36	235.75
5	Student Support & Progression		100.00	1.48	148.43
6	Governance, Leadership & Management		100.00	1.97	197.45
7	Institutional values & Best Practices		100.00	0.87	87.16
	<b>Overall:-</b>		<b>1000.00</b>	<b>1.82</b>	<b>1818.07</b>



**Performance of metrics in Research, Innovations and Extension, Infrastructure and Learning Resources**



**Performance of metrics in Student Support and Progression, Governance, Leadership and Management, Institutional Values and Best Practices**





# Scott Christian College (Autonomous)

Nagercoil – 629 003, Tamil Nadu, India

## INTERNAL QUALITY ASSURANCE CELL



Academic and Administrative Audit - 2019-2020

### Grade

Department	Curricular Aspects	Teaching, Learning & Evaluation	Research, Innovation & Extension	Infrastructure & Learning resources	Student Support & Progression	Governance, Leadership & Management	Institutional values & Best Practices	Overall	Grade
<b>Departments</b>									
Mathematics	2.4	2.93	0.51	1.69	0.93	1.33	0.94	1.88	C
Botany	1.73	3.2	0.42	1.69	1.11	2.22	0.96	1.85	C
Chemistry	1.93	3.48	0.89	2.46	2.15	2.67	3.32	2.46	B
Physics	2	3.28	1.37	1.31	2.44	2.22	1.52	2.27	B
Zoology	2	2.54	0.86	3.23	1.63	3.56	1.64	1.98	C
Economics	1.8	2.15	0.32	1.69	1.44	1.67	3.12	1.75	C
History	2.33	2.63	0.68	0.92	1.04	0.56	0.25	1.68	C
English	2	3.17	0.85	0.46	0.85	2.67	0	1.82	C
Tamil	2.47	2.52	0.94	1.31	1.3	1.11	0.52	1.8	C
Malayalam	1.6	3.22	0.76	0.92	0.74	2.22	2.53	1.92	C
Hindi	2.13	2.94	0.08	0.46	0.37	0	1.49	1.58	C
Commerce	2.33	3	0.24	1.69	1.11	0	0	1.71	C
Computer Science	2.2	2.2	0.19	0.92	0.56	2.22	1.86	1.6	C
Physical Education	1.6	2.22	0.09	0	0.74	0	0	1.17	C
Business Studies	1.73	2.17	0.4	2.08	1.26	1.11	0.78	1.48	D
Computer Application	2	2.24	0.4	0.92	0.85	1.11	0	1.4	D
Microbiology	2.07	3.24	0.43	0.92	0.93	0	0	1.73	C



Department	Curricular Aspects	Teaching, Learning & Evaluation	Research, Innovation & Extension	Infrastructure & Learning resources	Student Support & Progression	Governance, Leadership & Management	Institutional values & Best Practices	Overall	Grade
<b>Units /Cells / Clubs</b>									
Controller of Examinations	-	3.19	-	-	-	0	2	<b>2.57</b>	B+
Library	-	-	-	2.25	-	-	1	<b>1.36</b>	D
IQAC	-	2	-	-	-	2.16	-	<b>2.13</b>	B
Dean -Arts	0	0	-	-	-	0	0	<b>0.00</b>	X
Dean -Science	0	0	-	-	-	0	0	<b>0.00</b>	X
Dean -Research	-	-	1.24	-	-	1.69	1.67	<b>1.44</b>	D
Dean Student Welfare	-	2	-	-	1.73	-	2.46	<b>2.17</b>	B
Dean - Placement	-	-	-	-	1.91	-	1	<b>1.43</b>	D
Dean – Foreign Affairs	-	-	0.97	-	1	-	1	<b>0.99</b>	D*
Bursar	-	-	0	4	2.64	2.25	1.28	<b>1.87</b>	C
NCC – Army	-	-	0.4	-	-	-	1.05	<b>0.76</b>	D
NCC - Navy	-	-	1.1	-	-	-	0.89	<b>0.98</b>	D
NSS – 90	-	-	0.9	-	-	-	1.86	<b>1.45</b>	D
NSS – 91	-	-	0.9	-	-	-	1.86	<b>1.45</b>	D
NSS – 92	-	-	0.9	-	-	-	1.86	<b>1.45</b>	D
NSS – 93	-	-	1.2	-	-	-	1.86	<b>1.58</b>	C
NSS – 123	-	-	0.9	-	-	-	1.86	<b>1.45</b>	D
NSS – 124	-	-	1.2	-	-	-	1.86	<b>1.58</b>	C
NSS – 127	-	-	1.2	-	-	-	1.86	<b>1.58</b>	C
Sports	-	-	-	2	3	-	0	<b>0.92</b>	D
Youth Welfare	-	-	-	-	4	-	0	<b>1.14</b>	D
Science Club	-	-	0	-	0	-	0	<b>0.00</b>	D*
Youth Red Cross	-	-	2.4	-	0	-	0	<b>0.61</b>	D*
Scott Adventure Club	-	-	0.4	-	2	-	0.75	<b>0.79</b>	D*
Rotaract Club	-	-	2.4	-	2	-	1.41	<b>1.72</b>	C
Eco club	-	-	0	-	0	-	0	<b>0.00</b>	X
ICTC	-	3	-	1.84	2	4	1	<b>1.73</b>	C
Scott Research Forum	-	-	-	-	2	-	0	<b>0.27</b>	D
Innovation Council	-	-	1	-	-	-	0	<b>0.17</b>	D*
HRDC	-	-	-	-	2	-	0	<b>0.65</b>	D
Admission	-	1.5	-	-	-	-	0	<b>0.43</b>	D
Governance - Office	-	3.08	-	-	-	2.19	1	<b>2.33</b>	B
Website	0	1.5	1.82	-	-	1.33	2	<b>1.50</b>	D
Alumni	-	-	-	-	0	-	-	<b>0.00</b>	D*

X → Not Participated

\* → Partly Participated

**Dean IQAC**

**Principal**

## Academic and Administrative Audit - 2019-2020

### Strengths and Weaknesses - College

#### Strengths :

- ✓ Teacher Profile and Quality
- ✓ Feedback System
- ✓ Financial Management and Resource Mobilization
- ✓ Evaluation Process and Reforms

#### Weaknesses :

- Catering to Student Diversity
- Physical Facilities
- Institutional Vision and Leadership
- Strategy Development and Deployment
- Student Participation and Activities
- Maintenance of Campus Infrastructure
- Student Performance and Learning Outcomes
- Teaching - Learning Process
- Library as a Learning Resources
- Student Satisfaction Survey
- Curriculum Design and Development
- IT Infrastructure
- Academic Flexibility
- Internal Quality Assurance System
- Student Enrolment and Profile
- Student Support
- Resource Mobilization for Research
- Research Publications and Awards
- Best Practices
- Faculty Empowerment Strategies
- Student Progression
- Curriculum Enrichment
- Institutional Distinctiveness
- Institutional Values and Social Responsibilities
- Innovation Ecosystem
- Extension Activities
- Promotion of Research and Facilities
- Collaboration
- Consultancy
- Alumni Engagement

## Scott Christian College (Autonomous) - Nagercoil

### ACADEMIC and ADMINISTRATIVE AUDIT (AAA) for the year 2019-20

19<sup>th</sup> April 2021

We, the audit members acknowledge the service rendered by the Management, Principal, IQAC team and the faculty towards this quality initiative exercise undertaken for their own growth. It should be done annually, seriously by understanding the recent higher education expectations, needs and demands.

#### REASON FOR NOT AWARDING MARKS

The following are the reasons, why we are not awarding marks in the score card?

One or more reasons applicable to the departments and units:

- There is no matching for the quality metrics given to us and the responses from the department / units for their score , in most of the cases
- No presenter was able to justify what is expected off for the audit report to carry the required information
- No QnMs data was shown which are the supportive document for the QIMs to be judged for its tangibility in the departments/ units
- Insufficient time to learn from the faculty what they owned in this exercise
- Comprehension of questions and the required answer for most of the metrics from them is extremely poor

However, we provide the following as our observation for betterment.

#### CURRICULAR, TEACHING AND LEARNING ASPECTS

The College has adopted and implemented OBE and a flexible CBCS across all UG and PG programmes. It is one of the first Arts and Science HEI to adopt OBE in 2017 itself which is HIGHLY significant.

The CBCS curriculum framework for both UG and PG programmes has included several scopes of learning through Core, Allied and Languages, Core Electives and Skill Based Courses (SBC)

Audit Members felt the departments can take up one or two value added courses in each academic year. The departments can also try the blended learning approach in few courses.

Departments also needs to identify cross cutting issues on Gender Sensitivity, Gender, Environment and Sustainability, Human Values and Professional Ethics into the Curriculum

The faculty members across the college have attempted at moving from regular teaching to e-teaching adopting different methods and tools like Scott LMS and Google Classrooms. In this aspect, we suggest the departments to create more Digital Content to deliver the courses in a better way.

The students across departments are also encouraged to participate in various intercollegiate curricular, co-curricular and extracurricular activities and have been awarded and recognized for the same.

Intensive remedial coaching is also done in certain departments of the college, and in certain departments even nearly half of the students have received the same.

In some departments specifically in the Management side the staff members felt the exchange of faculty in handling courses across departments will be beneficial to the student community. We, strongly suggests the management to consider in this aspect

### **RESEARCH CONSULTANCY AND EXTENSION**

The faculty members of the college (Aided and Management) are well experienced and highly qualified. More than 50% of the faculty members are doctorates as well as guides also a few Emirates Professors. This indicates that the college provides conducive ambience for research which has manifested into receiving some extramural grants from UGC, DST, DBT, etc and consultancy.

It is also observed that the college doesn't provides any seed money as a research grant specially to young teachers to enable them become good researchers in order to attract extramural research funding in future.

This intensive research has made an impact on the output of publications. The audit members expects departments under life sciences can go for patents - filed on societal problems by innovation.

Even though the faculty are continuously updating their knowledge through participation in workshops, FDPs, seminars and conferences both at national and international levels collaborations among departments within the college and with other colleges is the need of the hour.

### **LIBRARY**

Scott Christian College has an adequate library for the benefit of students, faculties and researchers. The Library has a large collection of books covering various branches of Commerce, Science, Humanities and a few rare collection of books or library enrichment

Library automation starts with the adoption of indigenous library management software in the library. The software should have the maximum facilities to automate the library into computerized systems. At present only minimum number of facilities are incorporated in the Library ILMS software. Bar coding is not integrated inside the software.

The Library have subscriptions *via* INFLIBNET and DELENT to access various resources, but the audit members felt that purchasing of e-Journals and getting access to few databases is the

need of the hour. The management can think of expanding the average annual expenditure for purchase of books and journals.

### **SUPPORTING UNITS**

#### **NCC (Navy & Army) and various NSS Units**

The college is actively engaged in helping the marginalised communities by conducting various awareness programmes/camps

The college has also engaged regular services under its extension activities through various Clubs, Cells along with NSS and NCC units. The NCC Navy unit of the College do a commendable work in this area by receiving few notable awards

Documenting the activities is very crucial in the current manual with proper evidences like geo-Tagged Photographs, News Paper Clippings; Appreciation letter for the works to be carried out should be included in the reports

#### **Scott Research Forum**

This entity is actively functioning by publishing articles through the in-House journal from various departments and outside college also. This forum can take up the activity of framing the research policy of the institution.

#### **IIC, ICTC, Eco Club, HRDC**

These clubs are doing their few activities. The clubs activities can be further strengthened in the coming year. Their accomplishments should be visible in the College Website

#### **Website Committee**

Though the User Interface of the website seems good there are considerable areas the website should be improved

- ✓ Strengthen the Content Management System (CMS) to easily update content.
- ✓ Encourage sharing of information from various departments and units of the College
- ✓ Integrate document sharing.

## STRENGTHS

- The automation part in the O/o CoE, their implementation strategy are highly encouraging
- The implementation of LOCF by the college with the support of the department and faculty, mapping, *etc.* in alignment with the UGC
- Research work of select departments and their publications sounds well
- Faculty were made to work, which could be better if they work by knowing them correctly
- Sufficiently a good infrastructure and ambience

## WEAKNESS

- Ambiguity in knowing the metrics across disciplines and faculty. QIMs demands the pooling of QnMs. Thus, there may be less data from each department / unit or wrong collection of information
- Certain misnomer in conceiving the concepts such as Best Practices (721), Distinctiveness (731) and almost many metrics in Institutional Values and Social Responsibility (711 – 7111), Incubation and Eco system (331), Extension Activities as per the current manual (361), ICT integration(232) are some of the areas
- ICT integration in Teaching-Learning-Evaluation; their count; their repository status; utility point upgradation, their outcome; *etc.* are to be taught among faculty and students
- Computer facility and utility to be enhanced
- Most of the departments and unit heads are unaware of Governance Procedure and the Policies of the College
- Faculty need a complete picture what is what; a detailed input to how to work for this RAF Manual to rise the CGPA of the college

## GENERAL COMMENT

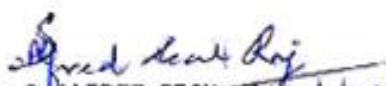
- Commitment of faculty and a motivated group of IQAC Core Team will bring back the reputation of Scott in the fifth accreditation if consistent efforts are in full swing
- Resolve issues exhibited during the audit by some departments
- If Audit Instruments and Audit purpose is known to the departments and units, they could work better


## RECOMMENDATIONS BY THE COMMITTEE

- Present OBE model may be continuously monitored and assessed on flexibility catering to different types of learners
- Course content for OBE may be prepared as modules rather than units indicating suggestive learning methods and tools for each course
- The Scott LMS may be strengthened for the benefit of students
- More Workshops may be conducted on e-content developments to create more digital contents to strengthen the institutional repository
- Providing Seed Money to young researchers
- Promotion of innovative projects to impact the society to be undertaken at UG, PG and research level through consultancy services
- College may develop policies to on Research, Consultancy, e-Governance, etc.
- An orientation programme can be planned for the staff members on NAAC-RAF

Thank you for the opportunity given to us to learn from the century old institution of high repute in the down South.

**ALL THE BEST FOR THE FUTURE**

  
Dr. S. ALFRED CECIL RAJ, 19/4/2021  
Controller of Examinations,  
Associate Professor of Physics,  
St. Joseph's College (Autonomous),  
Tiruchirappalli – 620 002

  
Dr. V. JUDE NIRMAL,  
Assistant Professor of Computer Science,  
St. Joseph's College (Autonomous),  
Tiruchirappalli – 620 002



**Scott Christian College (Autonomous)**  
Nagercoil – 629 003, Tamil Nadu, India



**INTERNAL QUALITY ASSURANCE CELL**

# **ACADEMIC & ADMINISTRATIVE AUDIT 2019 – 2020**

## **DEPARTMENT OF MATHEMATICS**

**GRADE**

**C**

**Score : 1.88/4**



Department : Mathematics

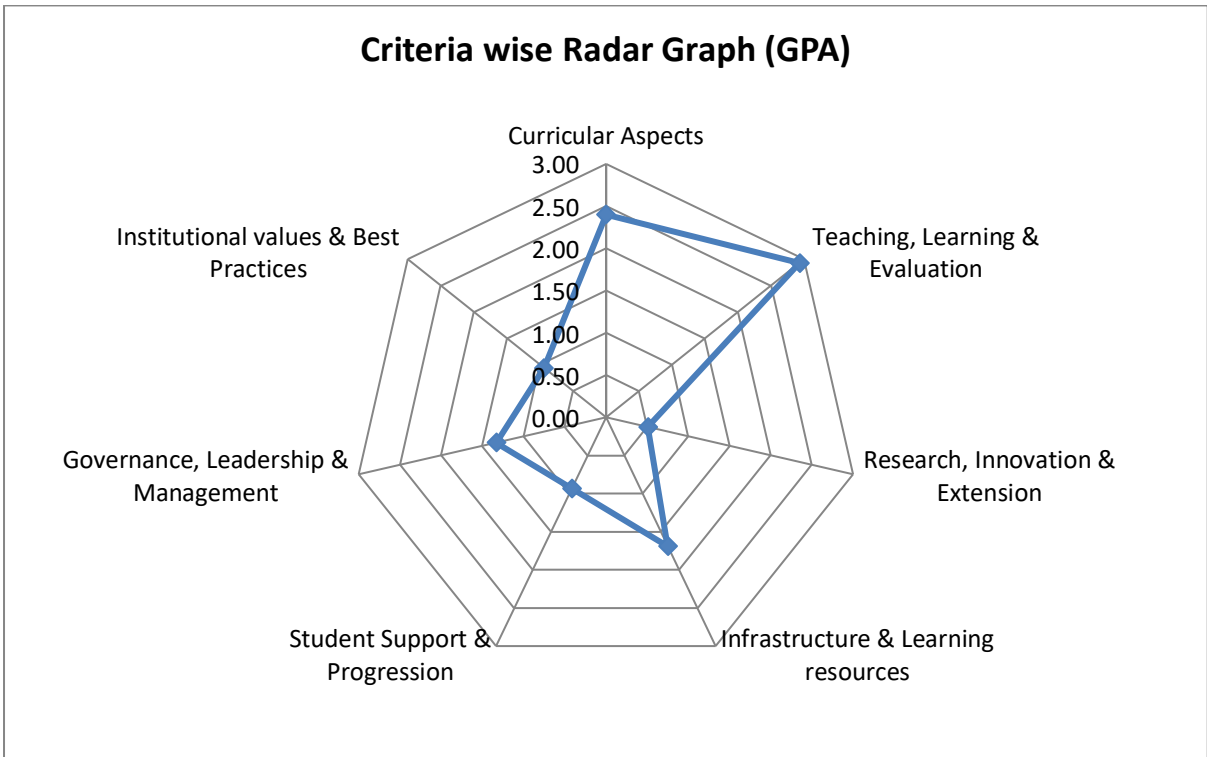
Academic and Administrative Audit - 2019-2020

No	Criteria	Weightage (W1)	Criterion-wise Weighted Grade Point (CrWGP1)	Grade Point Averages (CrWGP <sub>i</sub> /W <sub>i</sub> )
1	Curricular Aspects	150.00	360.00	2.40
2	Teaching, Learning & Evaluation	230.00	675.00	2.93
3	Research, Innovation & Extension	131.00	67.00	0.51
4	Infrastructure & Learning resources	26.00	44.00	1.69
5	Student Support & Progression	54.00	50.00	0.93
6	Governance, Leadership & Management	18.00	24.00	1.33
7	Institutional values & Best Practices	77.00	72.00	0.94
	<b>Total</b>	<b>686.00</b>	<b>1292.00</b>	<b>1.88</b>
	<b>CGPA :</b>	<b>1.88</b>		

Dean IQAC

Principal

**Department : Mathematics**

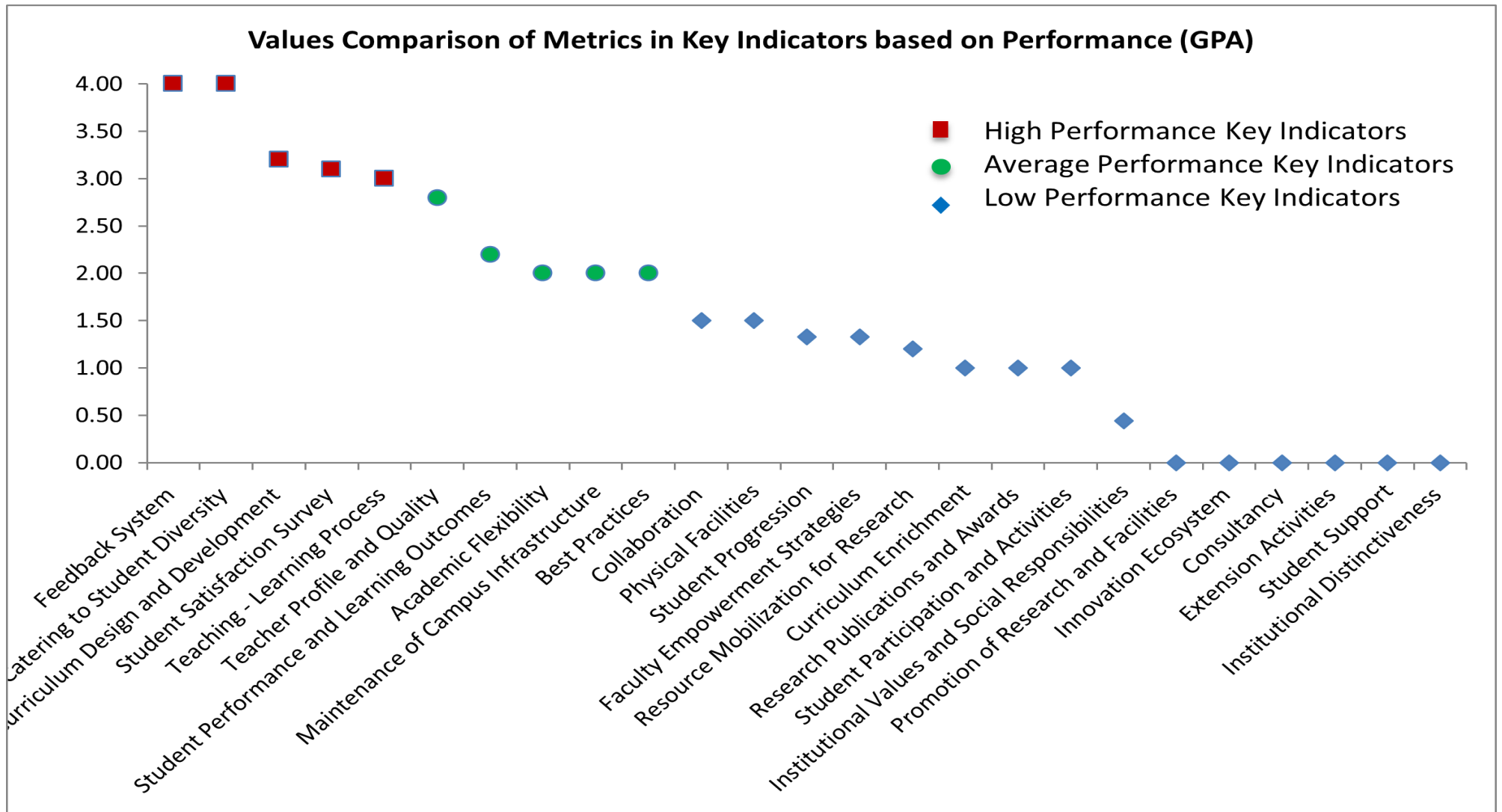


Department : Mathematics

Academic and Administrative Audit - 2019-2020

No	Criteria and Key Indicators	Key Indicator Weightage (W <sub>i</sub> )	Key Indicator Wise Weighted Grade Points (KIWGP) <sub>i</sub>	Grade Point Averages (CrWGPI/W <sub>i</sub> )
<b>Criterion I – Curricular Aspects</b>				
1.1	Curriculum Design and Development	50	160.00	3.20
1.2	Academic Flexibility	40	80.00	2.00
1.3	Curriculum Enrichment	40	40.00	1.00
1.4	Feedback System	20	80.00	4.00
	<b>Total</b>	<b>150</b>	<b>360.00</b>	<b>2.40</b>
<b>Criterion II – Teaching-Learning and Evaluation</b>				
2.2	Catering to Student Diversity	30	120.00	4.00
2.3	Teaching - Learning Process	50	150.00	3.00
2.4	Teacher Profile and Quality	50	140.00	2.80
2.6	Student Performance and Learning Outcomes	50	110.00	2.20
2.7	Student Satisfaction Survey	50	155.00	3.10
	<b>Total</b>	<b>230</b>	<b>675.00</b>	<b>2.93</b>
<b>Criterion III – Research, Innovations and Extension</b>				
3.1	Promotion of Research and Facilities	6	0.00	0.00
3.2	Resource Mobilization for Research	10	12.00	1.20
3.3	Innovation Ecosystem	10	0.00	0.00
3.4	Research Publications and Awards	25	25.00	1.00
3.5	Consultancy	10	0.00	0.00

3.6	Extension Activities	50	0.00	0.00
3.7	Collaboration	20	30.00	1.50
	<b>Total</b>	<b>131</b>	<b>67.00</b>	<b>0.51</b>
<b>Criterion IV – Infrastructure and Learning Resources</b>				
4.1	Physical Facilities	16	24.00	1.50
4.4	Maintenance of Campus Infrastructure	10	20.00	2.00
	<b>Total</b>	<b>26</b>	<b>44.00</b>	<b>1.69</b>
<b>Criterion V - Student Support and Progression</b>				
5.1	Student Support	14	0.00	0.00
5.2	Student Progression	30	40.00	1.33
5.3	Student Participation and Activities	10	10.00	1.00
	<b>Total</b>	<b>54</b>	<b>50.00</b>	<b>0.93</b>
<b>Criterion VI – Governance, Leadership and Management</b>				
6.3	Faculty Empowerment Strategies	18	24.00	1.33
	<b>Total</b>	<b>18</b>	<b>24.00</b>	<b>1.33</b>
<b>Criterion VII – Institutional Values and Best Practices</b>				
7.1	Institutional Values and Social Responsibilities	27	12.00	0.44
7.2	Best Practices	30	60.00	2.00
7.3	Institutional Distinctiveness	20	0.00	0.00
	<b>Total</b>	<b>77</b>	<b>72.00</b>	<b>0.94</b>
	<b>Grand Total</b>	<b>686</b>	<b>1292.00</b>	<b>1.88</b>



Metric	Parameter	QIM/ QnM	Weight age	Score	Wtd. Score
	<b>Criterion I – Curricular Aspects</b>				
<b>1.1</b>	<b>Curriculum Design and Development</b>				
1.1.1	Curricula developed/adopted having Learning Outcomes including Programme Outcomes (Pos), Programme specific outcomes (PSOs) and Course Outcomes (COs) for all the UG, PG and M.Phil programmes offered by the Department and mapped them with syllabus properly.	QIM	20	4	80
1.1.2	List of Programmes where syllabus revision was carried out during 2019-2020	QnM	20	4	80
1.1.3	Courses having focus on employability/ entrepreneurship/ skill development during 2019 - 2020	QnM	10	0	0
<b>1.1</b>	<b>Curriculum Design and Development</b>		<b>50</b>	<b>3.2</b>	<b>160</b>
<b>1.2</b>	<b>Academic Flexibility</b>				
1.2.1	New courses introduced of the total number of courses across all programs offered during 2019 - 2020.	QnM	20	0	0
1.2.2	Programs in which Choice Based Credit System (CBCS)/elective course system has been implemented (2019 - 2020)	QnM	20	4	80
<b>1.2</b>	<b>Academic Flexibility</b>		<b>40</b>	<b>2</b>	<b>80</b>
<b>1.3</b>	<b>Curriculum Enrichment</b>				
1.3.1	List of courses whose syllabus integrate Cross cutting Issues related to Gender/ Environment & Sustainability/Human Values & Professional Ethics.	QIM	10	4	40
1.3.2	List of Value-added courses imparting transferable and life skills offered during 2019-2020 with details of the students	QnM	10	0	0
1.3.3	(Average Percentage of students enrolled in the courses under 1.3.2 above) List of Value-added courses imparting transferable and life skills offered during 2019-2020 with details of the students	QnM	10	0	0
1.3.4	Details of students undertaking field projects / internships (2019 - 2020)	QnM	10	0	0
<b>1.3</b>	<b>Curriculum Enrichment</b>		<b>40</b>	<b>1</b>	<b>40</b>

<b>1.4</b>	<b>Feedback System</b>				
1.4.1	Structured feedback received from: 1) Students, 2) Teachers, 3) Employers, 4) Alumni 5) Parents, for design and review of syllabus - Semester wise /year wise (Weightage: 10 QnM) Options: A. Any 4 of the above B. Any 3 of the above C. Any 2 of the above D. Any 1 of the above E. None of the above	QnM	10	4	40
1.4.2	Feedback processes of the institution may be classified as follows: A) A. Feedback collected, analysed and action taken and report made available on website B) Feedback collected, analysed and action has been taken C) Feedback collected and analysed D) Feedback collected E) Feedback not obtained	QnM	10	4	40
<b>1.4</b>	<b>Feedback System</b>		20	4	80
<b>Criterion I – Curricular Aspects</b>			150	2.4	360
<b>Criterion II – Teaching-Learning and Evaluation</b>					
<b>2.2</b>	<b>Catering to Student Diversity</b>				
2.2.1	The institution assesses the learning levels of the students, after admission and organises special programs for advanced learners and slow learners	QIM	15	4	60
2.2.2	Student - Full time teacher ratio(current year data)	QnM	15	4	60
<b>2.2</b>	<b>Catering to Student Diversity</b>		30	4	120
<b>2.3</b>	<b>Teaching - Learning Process</b>				
2.3.1	Student centric methods, such as experiential learning, participative learning and problem solving methodologies are used for enhancing learning experiences	QIM	15	2	30
2.3.2	Teachers use ICT enabled tools including online resources for effective teaching and learning process	QIM	15	4	60
2.3.3	Ratio of students to mentor for academic and stress related issues (current year data)	QnM	10	4	40
2.3.4	Preparation and adherence to Academic Calendar and Teaching plans by the institution	QIM	10	2	20
<b>2.3</b>	<b>Teaching - Learning Process</b>		50	3	150
<b>2.4</b>	<b>Teacher Profile and Quality</b>				
2.4.1	Full time teachers against sanctioned posts during 2019-2020	QnM	15	4	60

2.4.2	Full time teachers with Ph.D. (/ D.M. / M.Ch. / D.N.B Super speciality / D.Sc. / D.Litt. )during 2019-2020	QnM	20	4	80
2.4.3	Teaching experience of full time teachers in same institution number of years (current year data)	QnM	15	0	0
<b>2.4</b>	<b>Teacher Profile and Quality</b>		<b>50</b>	<b>2.8</b>	<b>140</b>
<b>2.6</b>	<b>Student Performance and Learning Outcomes</b>				
2.6.1	i) Provide the web link displaying Programme Outcomes(PO)/Programme Specific Outcomes (PSO) / Course Outcomes (CO) for all programmes offered by the Department.	QIM	20	2	40
2.6.2	Evaluation of attainment of PO, PSO & CO	QIM	10	3	30
2.6.3	Passed out details of final year students	QnM	20	2	40
<b>2.6</b>	<b>Student Performance and Learning Outcomes</b>		<b>50</b>	<b>2.2</b>	<b>110</b>
<b>2.7</b>	<b>Student Satisfaction Survey</b>				
2.7.1	Online student satisfaction survey (SSS) regarding to teaching learning process.	QnM	50	<b>3.1</b>	<b>155</b>
<b>2.7</b>	<b>Student Satisfaction Survey</b>		<b>50</b>	<b>3.1</b>	<b>155</b>
<b>Criterion II – Teaching-Learning and Evaluation</b>			<b>230</b>	<b>2.93</b>	<b>675</b>
<b>Criterion III – Research, Innovations and Extension</b>					
<b>3.1</b>	<b>Promotion of Research and Facilities</b>				
3.1.3	Number of teachers awarded national/ international fellowship for advanced studies/ research during 2019-2020	QnM	6	0	<b>0</b>
<b>3.1</b>	<b>Promotion of Research and Facilities</b>		<b>6</b>	<b>0</b>	<b>0</b>
<b>3.2</b>	<b>Resource Mobilization for Research</b>				
3.2.1	Grants for research projects sponsored by the government, non-government sources such as industry, corporate houses, international bodies, endowments, Chairs in the institution during 2019-2020	QnM	2	0	<b>0</b>
3.2.2	Number of teachers having research projects during the 2019 - 2020	QnM	2	0	<b>0</b>
3.2.3	Teachers recognised as research guides	QnM	3	4	<b>12</b>
3.2.4	Number of research projects per teacher funded by government and non-government agencies during 2019-2020	QnM	3	0	<b>0</b>
<b>3.2</b>	<b>Resource Mobilization for Research</b>		<b>10</b>	<b>1.2</b>	<b>12</b>



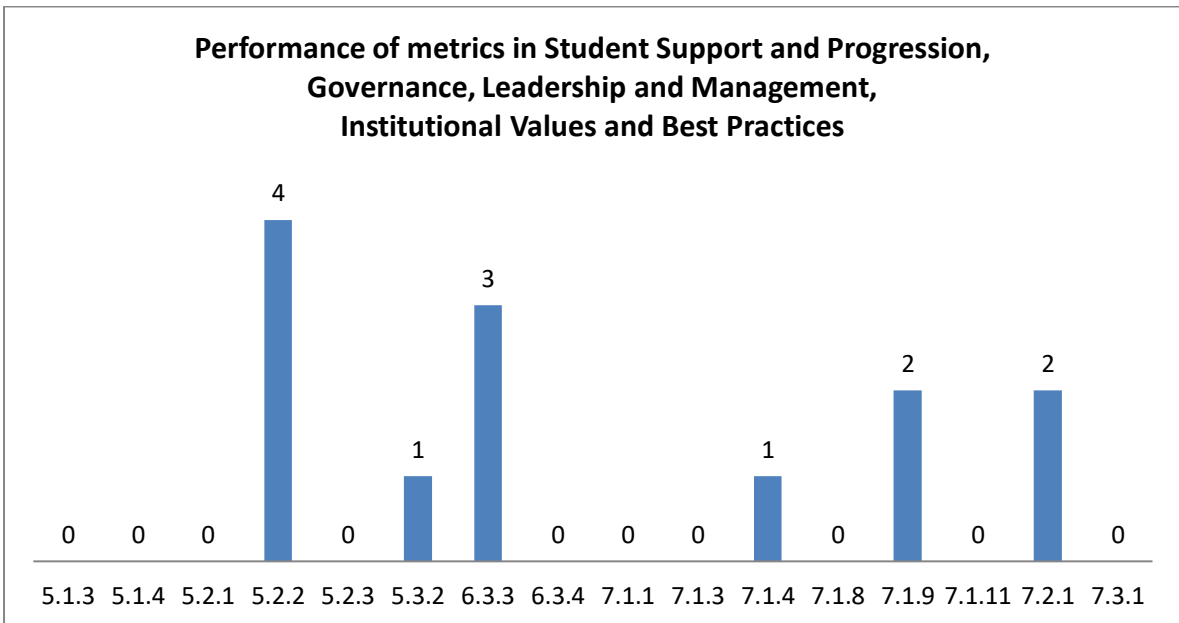
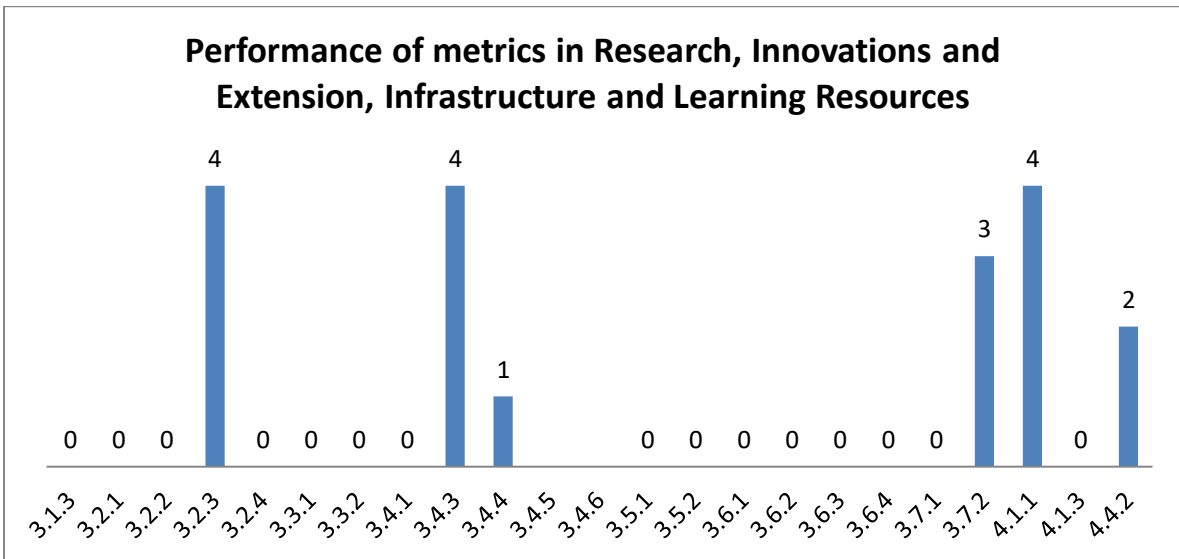
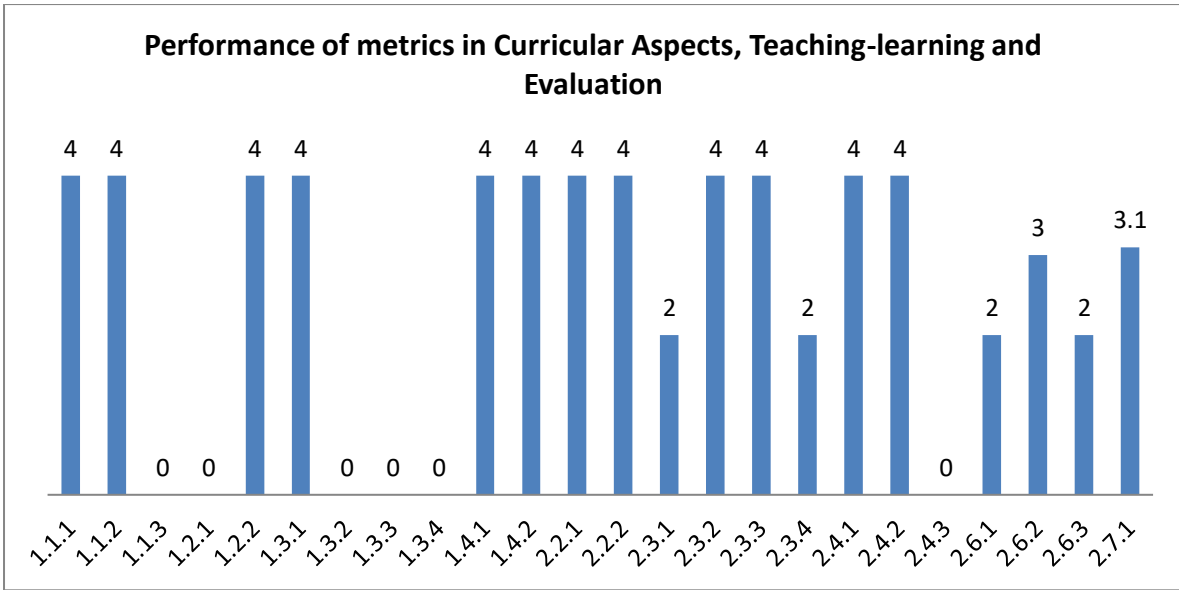
<b>3.3</b>	<b>Innovation Ecosystem</b>				
3.3.1	What are the innovation done by the Department / Club including Incubation Centre and other initiatives for creation and transfer of knowledge?	QIM	5	0	0
3.3.2	Number of workshops/seminars conducted on Research Methodology, Intellectual Property Rights (IPR) and entrepreneurship and skills development Industry-Academia Innovative practices during 2019-2020	QnM	5	0	0
<b>3.3</b>	<b>Innovation Ecosystem</b>		10	0	0
<b>3.4</b>	<b>Research Publications and Awards</b>				
3.4.1	The institution has a stated Code of Ethics to check malpractices and plagiarism in Research	QnM	5	0	0
3.4.3	Number of research papers per teacher in the Journals notified on UGC website during 2019-2020	QnM	5	4	20
3.4.4	Number of books and chapters in edited volumes / books published, and papers in national/international conference - proceedings per teacher during 2019-2020	QnM	5	1	5
3.4.5	Bibliometrics of the publications during 2019-2020 based on average citation index in Scopus/ Web of Science or Pub Med/ Indian Citation Index	QnM	5		0
3.4.6	Bibliometrics of the publications during 2019-20 based on Scopus/ Web of Science – h-index of the Department	QnM	5		0
<b>3.4</b>	<b>Research Publications and Awards</b>		25	1	25
<b>3.5</b>	<b>Consultancy</b>				
3.5.1	Revenue generated from consultancy corporate training during 2019-2020	QnM	5	0	0
3.5.2	Amount spent on developing facilities, training teachers and staff for undertaking consultancy during 2019 - 2020 (in Lakhs)	QnM	5	0	0
<b>3.5</b>	<b>Consultancy</b>		10	0	0
<b>3.6</b>	<b>Extension Activities</b>				
3.6.1	What are the Extension activities in the neighborhood community in terms of impact and sensitizing students to social issues and holistic development during 2019-2020?	QIM	10	0	0

3.6.2	Number of awards and recognition received for extension activities from Government /recognized bodies during 2019 - 2020	QnM	15	0	0
3.6.3	Number of extension and outreach Programmes conducted in collaboration with industry, community and Non- Government Organizations through NSS/NCC/Red cross/YRC etc., during 2019-2020	QnM	10	0	0
3.6.4	Students participating in extension activities with Government Organizations, Non-Government Organizations and Programmes such as Swachh Bharat, Aids Awareness, Gender Issue, etc. during 2019-2020	QnM	15	0	0
<b>3.6</b>	<b>Extension Activities</b>		<b>50</b>	<b>0</b>	<b>0</b>
<b>3.7</b>	<b>Collaboration</b>				
3.7.1	Number of Collaborative activities for research, faculty exchange, student exchange / internship/ on –the-job training/ project work	QnM	10	0	0
3.7.2	Number of functional MoUs with institutions of national, international importance, other universities, industries, corporate houses etc. during 2019-2020	QnM	10	3	30
<b>3.7</b>	<b>Collaboration</b>		<b>20</b>	<b>1.5</b>	<b>30</b>
<b>Criterion III – Research, Innovations and Extension</b>			<b>131</b>	<b>0.51</b>	<b>67</b>
<b>Criterion IV – Infrastructure and Learning Resources</b>					
<b>4.1</b>	<b>Physical Facilities</b>				
4.1.1	The institution has adequate facilities for teaching – learning, viz., classrooms, laboratories, computing equipment, etc.	QIM	6	4	24
4.1.3	Percentage of classrooms and seminar halls with ICT – enabled facilities such as smart class, LMS, etc.	QnM	10	0	0
<b>4.1</b>	<b>Physical Facilities</b>		<b>16</b>	<b>1.5</b>	<b>24</b>
<b>4.4</b>	<b>Maintenance of Campus Infrastructure</b>				
4.4.2	Provide the Service/Maintenance Record	QIM	10	2	20
<b>4.4</b>	<b>Maintenance of Campus Infrastructure</b>		<b>10</b>	<b>2</b>	<b>20</b>
<b>Criterion IV – Infrastructure and Learning Resources</b>			<b>26</b>	<b>1.69</b>	<b>44</b>

	<b>Criterion V - Student Support and Progression</b>				
<b>5.1</b>	<b>Student Support</b>				
5.1.3	Number of capability enhancement and development schemes 1. Soft skills 2. Language and communication skills 3. Life skills (Yoga, physical fitness, health and hygiene) 4. Awareness of trends in technology (Opt one)	QnM	8	0	0
5.1.4	Students benefited by guidance for competitive examinations and career counseling offered by the institution during 2019-2020	QnM	6	0	0
<b>5.1</b>	<b>Student Support</b>		<b>14</b>	<b>0</b>	<b>0</b>
<b>5.2</b>	<b>Student Progression</b>				
5.2.1	Placement of outgoing students during 2019-2020	QnM	10	0	0
5.2.2	Student progression to higher education (previous graduating batch i.e., 2019 - 2020)	QnM	10	4	40
5.2.3	Students qualifying in state/ national/ international level examinations during 2019-2020 (eg: NET/ SLET/GATE/GMAT /CAT, GRE/TOFEL/Civil Services/State government examinations)	QnM	10	0	0
<b>5.2</b>	<b>Student Progression</b>		<b>30</b>	<b>1.33</b>	<b>40</b>
<b>5.3</b>	<b>Student Participation and Activities</b>				
5.3.2	Presence of an active Student Council & representation of students on academic & administrative bodies/committees	QIM	10	<b>1</b>	<b>10</b>
<b>5.3</b>	<b>Student Participation and Activities</b>		<b>10</b>	<b>1</b>	<b>10</b>
<b>Criterion V - Student Support and Progression</b>			<b>54</b>	<b>0.93</b>	<b>50</b>
	<b>Criterion VI – Governance, Leadership and Management</b>				
<b>6.3</b>	<b>Faculty Empowerment Strategies</b>				
6.3.3	Number of professional development / administrative training Programmes organized by the Institution for teaching and non teaching staff during 2019-2020	QnM	8	3	24
6.3.4	Teachers attending professional development Programmes, viz., Orientation Programme, Refresher Course, Short Term Course, Faculty Development Programmes during 2019-2020	QnM	10	0	0
<b>6.3</b>	<b>Faculty Empowerment Strategies</b>		<b>18</b>	<b>1.33</b>	<b>24</b>
<b>Criterion VI – Governance, Leadership and Management</b>			<b>18</b>	<b>1.33</b>	<b>24</b>

	<b>Criterion VII – Institutional Values and Best Practices</b>				
<b>7.1</b>	<b>Institutional Values and Social Responsibilities</b>				
7.1.1	Number of gender equity promotion Programmes organized by the department/club/cell/ unit during 2019-2020	QIM	5	0	0
7.1.3	Waste Management steps including: a) Solid waste management b) Liquid waste management c) Biomedical waste management d) E-waste management e) Waste recycling system f) Hazardous chemicals and radioactive waste management	QIM	4	0	0
7.1.4	Rain water harvesting structures and utilization : 1. Rain water harvesting 2. Borewell /Open well recharge 3. Construction of tanks and bunds 4. Waste water recycling 5. Maintenance of water bodies and distribution system in the campus	QnM	4	1	4
7.1.8	Institutional efforts/initiatives in providing an inclusive environment i.e., tolerance and harmony towards cultural, regional, linguistic, communal socioeconomic and other diversities	QIM	5	0	0
7.1.9	Sensitization of students and employees of the Institution to the constitutional obligations: values, rights, duties and responsibilities of citizens	QIM	4	2	8
7.1.1 1	Institution celebrates / organizes national and international commemorative days, events and festivals	QIM	5	0	0
<b>7.1</b>	<b>Institutional Values and Social Responsibilities</b>		27	0.44	12
<b>7.2</b>	<b>Best Practices</b>				
7.2.1	Describe any one best practice followed by the Department/ Body / Committee / Club/Unit	QIM	30	2	60
<b>7.2</b>	<b>Best Practices</b>		30	2	60
<b>7.3</b>	<b>Institutional Distinctiveness</b>				

7.3.1	Describe/Explain the performance the Department in one area distinctive to its Vision, Priority & Thrust	QIM	20	0	0
<b>7.3</b>	<b>Institutional Distinctiveness</b>		<b>20</b>	<b>0</b>	<b>0</b>
<b>Criterion VII – Institutional Values and Best Practices</b>			<b>77</b>	<b>0.94</b>	<b>72</b>
	<b>Criteria-wise Assessment</b>		<b>Weight age (W)</b>	<b>Score</b>	<b>Wtd Grade Point (WGP)</b>
1	Curricular Aspects		150.00	2.40	360.00
2	Teaching, Learning & Evaluation		230.00	2.93	675.00
3	Research, Innovation & Extension		131.00	0.51	67.00
4	Infrastructure & Learning resources		26.00	1.69	44.00
5	Student Support & Progression		54.00	0.93	50.00
6	Governance, Leadership & Management		18.00	1.33	24.00
7	Institutional values & Best Practices		77.00	0.94	72.00
	<b>Overall:-</b>		<b>686.00</b>	<b>1.88</b>	<b>1292.00</b>



## Department : Mathematics

### Academic and Administrative Audit - 2019-2020

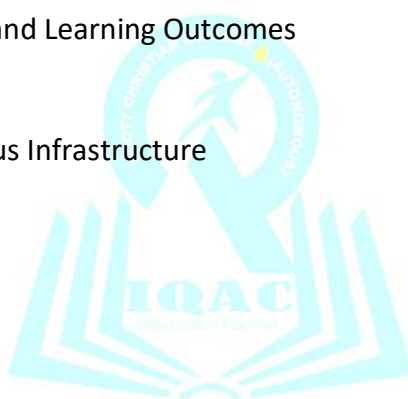
#### Strengths and Weaknesses

##### Strengths :

- ✓ Feedback System
- ✓ Catering to Student Diversity
- ✓ Curriculum Design and Development
- ✓ Student Satisfaction Survey
- ✓ Teaching - Learning Process

##### Weaknesses :

- Teacher Profile and Quality
- Student Performance and Learning Outcomes
- Academic Flexibility
- Maintenance of Campus Infrastructure
- Best Practices
- Collaboration
- Physical Facilities
- Student Progression
- Faculty Empowerment Strategies
- Resource Mobilization for Research
- Curriculum Enrichment
- Research Publications and Awards
- Student Participation and Activities
- Institutional Values and Social Responsibilities
- Promotion of Research and Facilities
- Innovation Ecosystem
- Consultancy
- Extension Activities
- Student Support
- Institutional Distinctiveness





**Scott Christian College (Autonomous)**  
Nagercoil – 629 003, Tamil Nadu, India



**INTERNAL QUALITY ASSURANCE CELL**

# **ACADEMIC & ADMINISTRATIVE AUDIT 2019 - 2020**

## **DEPARTMENT OF BOTANY**

**GRADE**

**C**

**Score : 1.85/4**



Department : Botany

Academic and Administrative Audit - 2019-2020

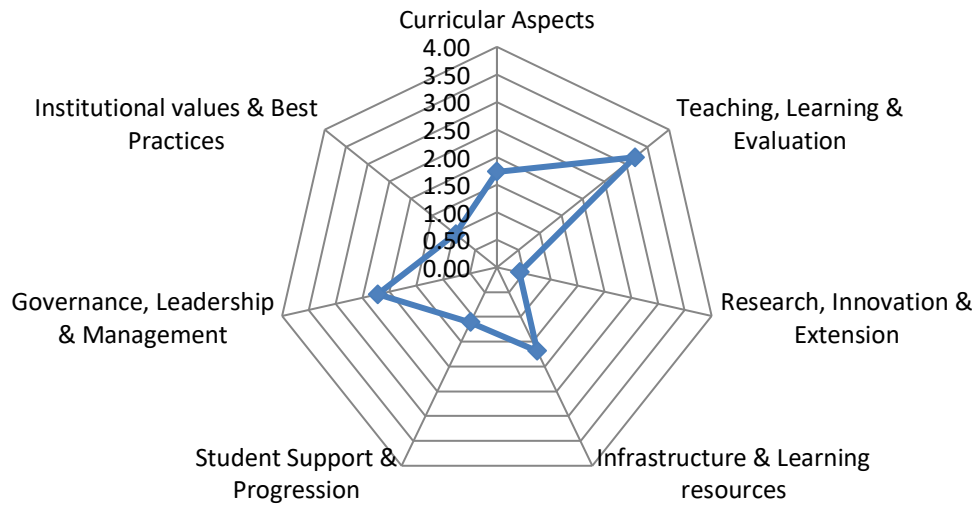
No	Criteria	Weightage (W1)	Criterion-wise Weighted Grade Point (CrWGP1)	Grade Point Averages (CrWGP <sub>i</sub> /W <sub>i</sub> )
1	Curricular Aspects	150.00	260.00	1.73
2	Teaching, Learning & Evaluation	230.00	735.00	3.20
3	Research, Innovation & Extension	131.00	55.00	0.42
4	Infrastructure & Learning resources	26.00	44.00	1.69
5	Student Support & Progression	54.00	60.00	1.11
6	Governance, Leadership & Management	18.00	40.00	2.22
7	Institutional values & Best Practices	77.00	74.00	0.96
	<b>Total</b>	<b>686.00</b>	<b>1268.00</b>	<b>1.85</b>
	<b>CGPA :</b>	<b>1.85</b>		

Dean IQAC

Principal

Department : Botany

### Criteria wise Radar Graph (GPA)



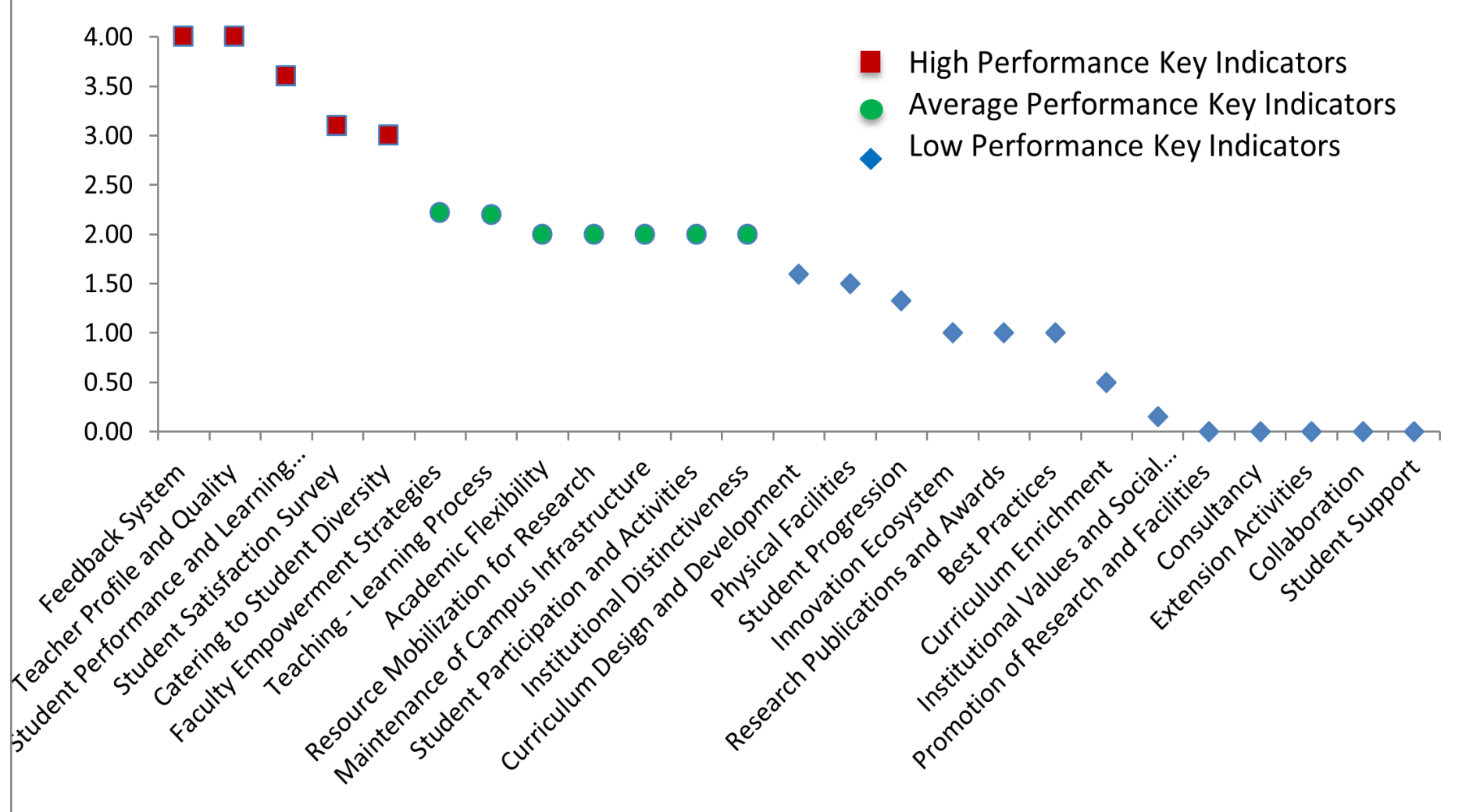
Department : Botany

Academic and Administrative Audit - 2019-2020

No	Criteria and Key Indicators	Key Indicator Weightage (W <sub>i</sub> )	Key Indicator Wise Weighted Grade Points (KIWGP) <sub>i</sub>	Grade Point Averages (CrWGPI/W <sub>i</sub> )
<b>Criterion I – Curricular Aspects</b>				
1.1	Curriculum Design and Development	50	80.00	1.60
1.2	Academic Flexibility	40	80.00	2.00
1.3	Curriculum Enrichment	40	20.00	0.50
1.4	Feedback System	20	80.00	4.00
	<b>Total</b>	<b>150</b>	<b>260.00</b>	<b>1.73</b>
<b>Criterion II – Teaching-Learning and Evaluation</b>				
2.2	Catering to Student Diversity	30	90.00	3.00
2.3	Teaching - Learning Process	50	110.00	2.20
2.4	Teacher Profile and Quality	50	200.00	4.00
2.6	Student Performance and Learning Outcomes	50	180.00	3.60
2.7	Student Satisfaction Survey	50	155.00	3.10
	<b>Total</b>	<b>230</b>	<b>735.00</b>	<b>3.20</b>
<b>Criterion III – Research, Innovations and Extension</b>				
3.1	Promotion of Research and Facilities	6	0.00	0.00
3.2	Resource Mobilization for Research	10	20.00	2.00
3.3	Innovation Ecosystem	10	10.00	1.00
3.4	Research Publications and Awards	25	25.00	1.00
3.5	Consultancy	10	0.00	0.00

3.6	Extension Activities	50	0.00	0.00
3.7	Collaboration	20	0.00	0.00
	<b>Total</b>	<b>131</b>	<b>55.00</b>	<b>0.42</b>
<b>Criterion IV – Infrastructure and Learning Resources</b>				
4.1	Physical Facilities	16	24.00	1.50
4.4	Maintenance of Campus Infrastructure	10	20.00	2.00
	<b>Total</b>	<b>26</b>	<b>44.00</b>	<b>1.69</b>
<b>Criterion V - Student Support and Progression</b>				
5.1	Student Support	14	0.00	0.00
5.2	Student Progression	30	40.00	1.33
5.3	Student Participation and Activities	10	20.00	2.00
	<b>Total</b>	<b>54</b>	<b>60.00</b>	<b>1.11</b>
<b>Criterion VI – Governance, Leadership and Management</b>				
6.3	Faculty Empowerment Strategies	18	40.00	2.22
	<b>Total</b>	<b>18</b>	<b>40.00</b>	<b>2.22</b>
<b>Criterion VII – Institutional Values and Best Practices</b>				
7.1	Institutional Values and Social Responsibilities	27	4.00	0.15
7.2	Best Practices	30	30.00	1.00
7.3	Institutional Distinctiveness	20	40.00	2.00
	<b>Total</b>	<b>77</b>	<b>74.00</b>	<b>0.96</b>
	<b>Grand Total</b>	<b>686</b>	<b>1268.00</b>	<b>1.85</b>

**Values Comparison of Metrics in Key Indicators based on Performance (GPA)**





## Scott Christian College (Autonomous), Nagercoil



AAA 2019 - 2020 - Assessment Sheet

Department of Botany

### Qualitative & Quantitative Metrics

Metric	Parameter	QIM/QnM	Weightage	Score	Wtd. Score
	<b>Criterion I – Curricular Aspects</b>				
<b>1.1</b>	<b>Curriculum Design and Development</b>				
1.1.1	Curricula developed/adopted having Learning Outcomes including Programme Outcomes (Pos), Programme specific outcomes (PSOs) and Course Outcomes (COs) for all the UG, PG and M.Phil programmes offered by the Department and mapped them with syllabus properly.	QIM	20	4	80
1.1.2	List of Programmes where syllabus revision was carried out during 2019-2020	QnM	20	0	0
1.1.3	Courses having focus on employability/ entrepreneurship/ skill development during 2019 - 2020	QnM	10	0	0
<b>1.1</b>	<b>Curriculum Design and Development</b>		<b>50</b>	<b>1.6</b>	<b>80</b>
<b>1.2</b>	<b>Academic Flexibility</b>				
1.2.1	New courses introduced of the total number of courses across all programs offered during 2019 - 2020.	QnM	20	0	0
1.2.2	Programs in which Choice Based Credit System (CBCS)/elective course system has been implemented (2019 - 2020)	QnM	20	4	80
<b>1.2</b>	<b>Academic Flexibility</b>		<b>40</b>	<b>2</b>	<b>80</b>
<b>1.3</b>	<b>Curriculum Enrichment</b>				
1.3.1	List of courses whose syllabus integrate Cross cutting Issues related to Gender/ Environment & Sustainability/Human Values & Professional Ethics.	QIM	10	2	20
1.3.2	List of Value-added courses imparting transferable and life skills offered during 2019-2020 with details of the students	QnM	10	0	0
1.3.3	(Average Percentage of students enrolled in the courses under 1.3.2 above) List of Value-added courses imparting transferable and life skills offered during 2019-2020 with details of the students	QnM	10	0	0

1.3.4	Details of students undertaking field projects / internships (2019 - 2020)	QnM	10	0	0
<b>1.3</b>	<b>Curriculum Enrichment</b>		40	0.5	20
<b>1.4</b>	<b>Feedback System</b>				
1.4.1	Structured feedback received from: 1) Students, 2) Teachers, 3) Employers, 4) Alumni 5) Parents, for design and review of syllabus - Semester wise /year wise (Weightage: 10 QnM) Options: A. Any 4 of the above B. Any 3 of the above C. Any 2 of the above D. Any 1 of the above E. None of the above	QnM	10	4	40
1.4.2	Feedback processes of the institution may be classified as follows: A) A. Feedback collected, analysed and action taken and report made available on website B) Feedback collected, analysed and action has been taken C) Feedback collected and analysed D) Feedback collected E) Feedback not obtained	QnM	10	4	40
<b>1.4</b>	<b>Feedback System</b>		20	4	80
<b>Criterion I – Curricular Aspects</b>			150	1.73	260
<b>Criterion II – Teaching-Learning and Evaluation</b>					
<b>2.2</b>	<b>Catering to Student Diversity</b>				
2.2.1	The institution assesses the learning levels of the students, after admission and organises special programs for advanced learners and slow learners	QIM	15	2	30
2.2.2	Student - Full time teacher ratio(current year data)	QnM	15	4	60
<b>2.2</b>	<b>Catering to Student Diversity</b>		30	3	90
<b>2.3</b>	<b>Teaching - Learning Process</b>				
2.3.1	Student centric methods, such as experiential learning, participative learning and problem solving methodologies are used for enhancing learning experiences	QIM	15	2	30
2.3.2	Teachers use ICT enabled tools including online resources for effective teaching and learning process	QIM	15	2	30
2.3.3	Ratio of students to mentor for academic and stress related issues (current year data)	QnM	10	4	40

2.3.4	Preparation and adherence to Academic Calendar and Teaching plans by the institution	QIM	10	1	10
<b>2.3</b>	<b>Teaching - Learning Process</b>		50	2.2	110
<b>2.4</b>	<b>Teacher Profile and Quality</b>				
2.4.1	Full time teachers against sanctioned posts during 2019-2020	QnM	15	4	60
2.4.2	Full time teachers with Ph.D. (/ D.M. / M.Ch. / D.N.B Super speciality / D.Sc. / D.Litt. )during 2019-2020	QnM	20	4	80
2.4.3	Teaching experience of full time teachers in same institution number of years (current year data)	QnM	15	4	60
<b>2.4</b>	<b>Teacher Profile and Quality</b>		50	4	200
<b>2.6</b>	<b>Student Performance and Learning Outcomes</b>				
2.6.1	i) Provide the web link displaying Programme Outcomes(PO)/Programme Specific Outcomes (PSO) / Course Outcomes (CO) for all programmes offered by the Department.	QIM	20	4	80
2.6.2	Evaluation of attainment of PO, PSO & CO	QIM	10	4	40
2.6.3	Passed out details of final year students	QnM	20	3	60
<b>2.6</b>	<b>Student Performance and Learning Outcomes</b>		50	3.6	180
<b>2.7</b>	<b>Student Satisfaction Survey</b>				
2.7.1	Online student satisfaction survey (SSS) regarding to teaching learning process.	QnM	50	3.1	155
<b>2.7</b>	<b>Student Satisfaction Survey</b>		50	3.1	155
<b>Criterion II – Teaching-Learning and Evaluation</b>			230	3.2	735
<b>Criterion III – Research, Innovations and Extension</b>					
<b>3.1</b>	<b>Promotion of Research and Facilities</b>				
3.1.3	Number of teachers awarded national/ international fellowship for advanced studies/ research during 2019-2020	QnM	6	0	0
<b>3.1</b>	<b>Promotion of Research and Facilities</b>		6	0	0
<b>3.2</b>	<b>Resource Mobilization for Research</b>				
3.2.1	Grants for research projects sponsored by the government, non-government sources such as industry, corporate houses, international bodies, endowments, Chairs in the institution during 2019-2020	QnM	2	4	8
3.2.2	Number of teachers having research projects during the 2019 - 2020	QnM	2	0	0



3.2.3	Teachers recognised as research guides	QnM	3	4	<b>12</b>
3.2.4	Number of research projects per teacher funded by government and non-government agencies during 2019-2020	QnM	3	0	<b>0</b>
<b>3.2</b>	<b>Resource Mobilization for Research</b>		<b>10</b>	<b>2</b>	<b>20</b>
<b>3.3</b>	<b>Innovation Ecosystem</b>				
3.3.1	What are the innovation done by the Department / Club including Incubation Centre and other initiatives for creation and transfer of knowledge?	QIM	5	2	<b>10</b>
3.3.2	Number of workshops/seminars conducted on Research Methodology, Intellectual Property Rights (IPR) and entrepreneurship and skills development Industry-Academia Innovative practices during 2019-2020	QnM	5	0	<b>0</b>
<b>3.3</b>	<b>Innovation Ecosystem</b>		<b>10</b>	<b>1</b>	<b>10</b>
<b>3.4</b>	<b>Research Publications and Awards</b>				
3.4.1	The institution has a stated Code of Ethics to check malpractices and plagiarism in Research	QnM	5	0	<b>0</b>
3.4.3	Number of research papers per teacher in the Journals notified on UGC website during 2019-2020	QnM	5	4	<b>20</b>
3.4.4	Number of books and chapters in edited volumes / books published, and papers in national/international conference - proceedings per teacher during 2019-2020	QnM	5	1	<b>5</b>
3.4.5	Bibliometrics of the publications during 2019-2020 based on average citation index in Scopus/ Web of Science or Pub Med/ Indian Citation Index	QnM	5		<b>0</b>
3.4.6	Bibliometrics of the publications during 2019-20 based on Scopus/ Web of Science – h-index of the Department	QnM	5		<b>0</b>
<b>3.4</b>	<b>Research Publications and Awards</b>		<b>25</b>	<b>1</b>	<b>25</b>
<b>3.5</b>	<b>Consultancy</b>				
3.5.1	Revenue generated from consultancy corporate training during 2019-2020	QnM	5	0	<b>0</b>
3.5.2	Amount spent on developing facilities, training teachers and staff for undertaking consultancy during 2019 - 2020 (in Lakhs)	QnM	5	0	<b>0</b>
<b>3.5</b>	<b>Consultancy</b>		<b>10</b>	<b>0</b>	<b>0</b>
<b>3.6</b>	<b>Extension Activities</b>				

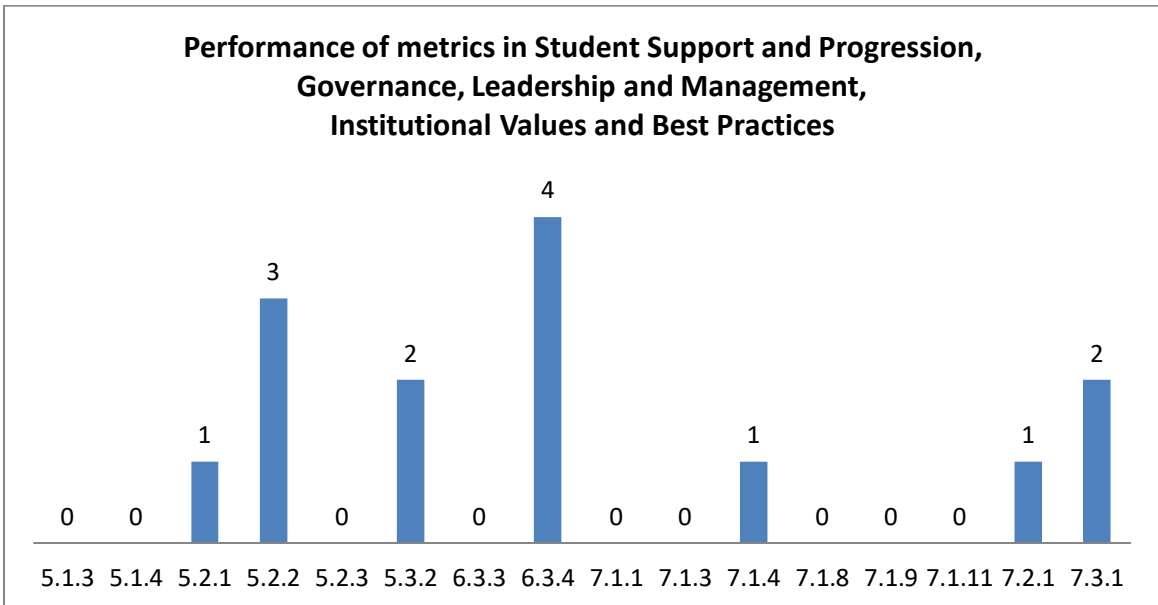
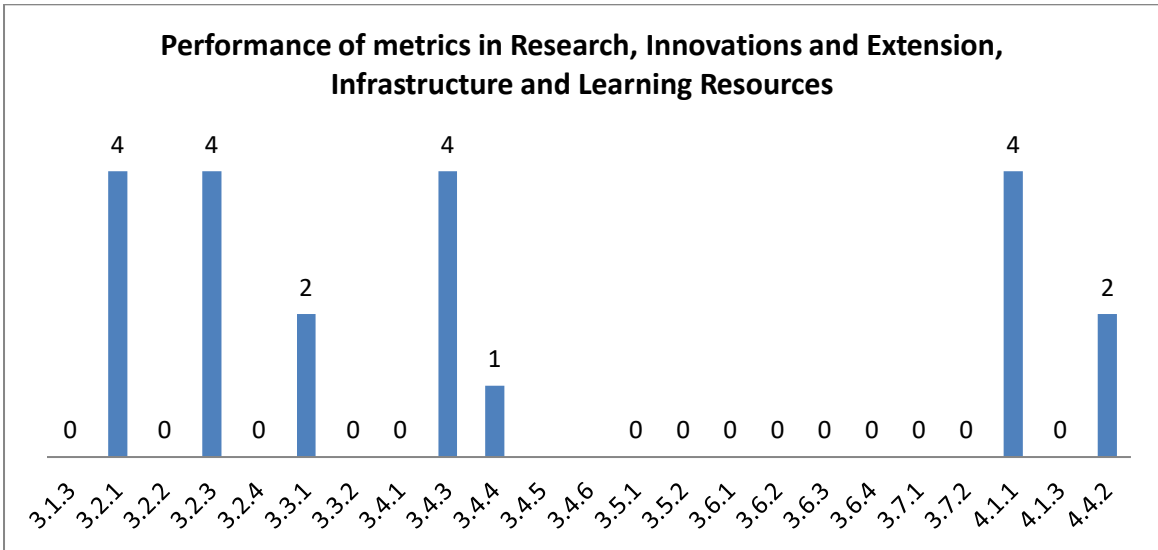
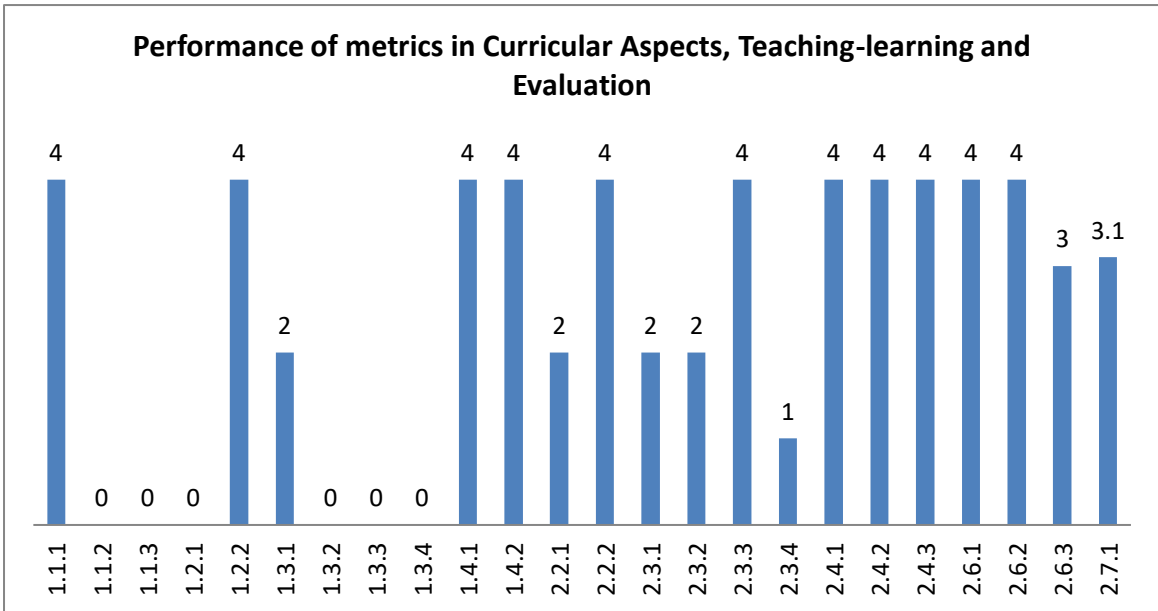
3.6.1	What are the Extension activities in the neighborhood community in terms of impact and sensitizing students to social issues and holistic development during 2019-2020?	QIM	10	0	0
3.6.2	Number of awards and recognition received for extension activities from Government /recognized bodies during 2019 - 2020	QnM	15	0	0
3.6.3	Number of extension and outreach Programmes conducted in collaboration with industry, community and Non- Government Organizations through NSS/NCC/Red cross/YRC etc., during 2019-2020	QnM	10	0	0
3.6.4	Students participating in extension activities with Government Organizations, Non-Government Organizations and Programmes such as Swachh Bharat, Aids Awareness, Gender Issue, etc. during 2019-2020	QnM	15	0	0
<b>3.6</b>	<b>Extension Activities</b>		50	0	0
<b>3.7</b>	<b>Collaboration</b>				
3.7.1	Number of Collaborative activities for research, faculty exchange, student exchange / internship/ on –the-job training/ project work	QnM	10	0	0
3.7.2	Number of functional MoUs with institutions of national, international importance, other universities, industries, corporate houses etc. during 2019-2020	QnM	10	0	0
<b>3.7</b>	<b>Collaboration</b>		20	0	0
<b>Criterion III – Research, Innovations and Extension</b>			131	0.42	55
<b>Criterion IV – Infrastructure and Learning Resources</b>					
<b>4.1</b>	<b>Physical Facilities</b>				
4.1.1	The institution has adequate facilities for teaching – learning, viz., classrooms, laboratories, computing equipment, etc.	QIM	6	4	24
4.1.3	Percentage of classrooms and seminar halls with ICT – enabled facilities such as smart class, LMS, etc.	QnM	10	0	0
<b>4.1</b>	<b>Physical Facilities</b>		16	1.5	24
<b>4.4</b>	<b>Maintenance of Campus Infrastructure</b>				
4.4.2	Provide the Service/Maintenance Record	QIM	10	2	20
<b>4.4</b>	<b>Maintenance of Campus Infrastructure</b>		10	2	20
<b>Criterion IV – Infrastructure and Learning Resources</b>			26	1.69	44

	<b>Criterion V - Student Support and Progression</b>				
<b>5.1</b>	<b>Student Support</b>				
5.1.3	Number of capability enhancement and development schemes 1. Soft skills 2. Language and communication skills 3. Life skills (Yoga, physical fitness, health and hygiene) 4. Awareness of trends in technology (Opt one)	QnM	8	0	0
5.1.4	Students benefited by guidance for competitive examinations and career counseling offered by the institution during 2019-2020	QnM	6	0	0
<b>5.1</b>	<b>Student Support</b>		14	0	0
<b>5.2</b>	<b>Student Progression</b>				
5.2.1	Placement of outgoing students during 2019-2020	QnM	10	1	10
5.2.2	Student progression to higher education (previous graduating batch i.e., 2019 - 2020)	QnM	10	3	30
5.2.3	Students qualifying in state/ national/ international level examinations during 2019-2020 (eg: NET/ SLET/GATE/GMAT /CAT, GRE/TOFEL/Civil Services/State government examinations)	QnM	10	0	0
<b>5.2</b>	<b>Student Progression</b>		30	1.33	40
<b>5.3</b>	<b>Student Participation and Activities</b>				
5.3.2	Presence of an active Student Council & representation of students on academic & administrative bodies/committees	QIM	10	2	20
<b>5.3</b>	<b>Student Participation and Activities</b>		10	2	20
<b>Criterion V - Student Support and Progression</b>			54	1.11	60
<b>Criterion VI – Governance, Leadership and Management</b>					
<b>6.3</b>	<b>Faculty Empowerment Strategies</b>				
6.3.3	Number of professional development / administrative training Programmes organized by the Institution for teaching and non teaching staff during 2019-2020	QnM	8	0	0
6.3.4	Teachers attending professional development Programmes, viz., Orientation Programme, Refresher Course, Short Term Course, Faculty Development Programmes during 2019-2020	QnM	10	4	40
<b>6.3</b>	<b>Faculty Empowerment Strategies</b>		18	2.22	40
<b>Criterion VI – Governance, Leadership and Management</b>			18	2.22	40
<b>Criterion VII – Institutional Values and Best Practices</b>					

<b>7.1</b>	<b>Institutional Values and Social Responsibilities</b>				
7.1.1	Number of gender equity promotion Programmes organized by the department/club/cell/ unit during 2019-2020	QIM	5	0	<b>0</b>
7.1.3	Waste Management steps including: a) Solid waste management b) Liquid waste management c) Biomedical waste management d) E-waste management e) Waste recycling system f) Hazardous chemicals and radioactive waste management	QIM	4	0	<b>0</b>
7.1.4	Rain water harvesting structures and utilization : 1. Rain water harvesting 2. Borewell /Open well recharge 3. Construction of tanks and bunds 4. Waste water recycling 5. Maintenance of water bodies and distribution system in the campus	QnM	4	1	<b>4</b>
7.1.8	Institutional efforts/initiatives in providing an inclusive environment i.e., tolerance and harmony towards cultural, regional, linguistic, communal socioeconomic and other diversities	QIM	5	0	<b>0</b>
7.1.9	Sensitization of students and employees of the Institution to the constitutional obligations: values, rights, duties and responsibilities of citizens	QIM	4	0	<b>0</b>
7.1.1 1	Institution celebrates / organizes national and international commemorative days, events and festivals	QIM	5	0	<b>0</b>
<b>7.1</b>	<b>Institutional Values and Social Responsibilities</b>		<b>27</b>	<b>0.15</b>	<b>4</b>
<b>7.2</b>	<b>Best Practices</b>				
7.2.1	Describe any one best practice followed by the Department/ Body / Committee / Club/Unit	QIM	30	1	30
<b>7.2</b>	<b>Best Practices</b>		<b>30</b>	<b>1</b>	<b>30</b>
<b>7.3</b>	<b>Institutional Distinctiveness</b>				
7.3.1	Describe/Explain the performance the Department in one area distinctive to its Vision, Priority & Thrust	QIM	20	2	40
<b>7.3</b>	<b>Institutional Distinctiveness</b>		<b>20</b>	<b>2</b>	<b>40</b>
<b>Criterion VII – Institutional Values and Best Practices</b>			<b>77</b>	<b>0.96</b>	<b>74</b>

	<b>Criteria-wise Assessment</b>		<b>Weightage (W)</b>	<b>Score</b>	<b>Wtd Grade Point (WGP)</b>
1	Curricular Aspects		150.00	1.73	260.00
2	Teaching, Learning & Evaluation		230.00	3.20	735.00
3	Research, Innovation & Extension		131.00	0.42	55.00
4	Infrastructure & Learning resources		26.00	1.69	44.00
5	Student Support & Progression		54.00	1.11	60.00
6	Governance, Leadership & Management		18.00	2.22	40.00
7	Institutional values & Best Practices		77.00	0.96	74.00
	<b>Overall:-</b>		<b>686.00</b>	<b>1.85</b>	<b>1268.00</b>





## Department : Botany

### Academic and Administrative Audit - 2019-2020

#### Strengths and Weaknesses

##### Strengths :

- ✓ Feedback System
- ✓ Teacher Profile and Quality
- ✓ Student Performance and Learning Outcomes
- ✓ Student Satisfaction Survey
- ✓ Catering to Student Diversity

##### Weaknesses :

- Faculty Empowerment Strategies
- Teaching - Learning Process
- Academic Flexibility
- Resource Mobilization for Research
- Maintenance of Campus Infrastructure
- Student Participation and Activities
- Institutional Distinctiveness
- Curriculum Design and Development
- Physical Facilities
- Student Progression
- Innovation Ecosystem
- Research Publications and Awards
- Best Practices
- Curriculum Enrichment
- Institutional Values and Social Responsibilities
- Promotion of Research and Facilities
- Consultancy
- Extension Activities
- Collaboration
- Student Support





**Scott Christian College (Autonomous)**

Nagercoil – 629 003, Tamil Nadu, India

**INTERNAL QUALITY ASSURANCE CELL**



# **ACADEMIC & ADMINISTRATIVE AUDIT 2019 - 2020**

## **DEPARTMENT OF CHEMISTRY**

**GRADE**

**B**

**Score : 2.46/4**



**Department : Chemistry**

**Academic and Administrative Audit - 2019-2020**

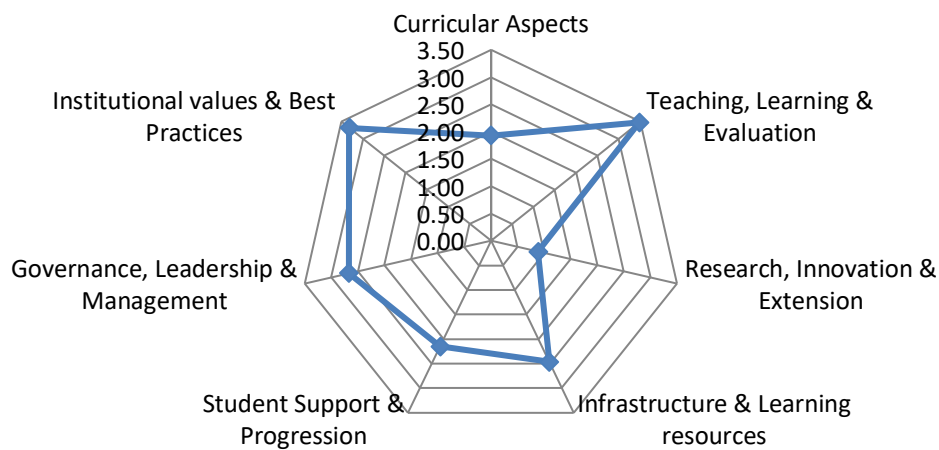
No	Criteria	Weightage (W1)	Criterion-wise Weighted Grade Point (CrWGP1)	Grade Point Averages (CrWGP <sub>i</sub> /W <sub>i</sub> )
1	Curricular Aspects	150.00	290.00	1.93
2	Teaching, Learning & Evaluation	230.00	800.00	3.48
3	Research, Innovation & Extension	131.00	116.00	0.89
4	Infrastructure & Learning resources	26.00	64.00	2.46
5	Student Support & Progression	54.00	116.00	2.15
6	Governance, Leadership & Management	18.00	48.00	2.67
7	Institutional values & Best Practices	77.00	256.00	3.32
	<b>Total</b>	<b>686.00</b>	<b>1690.00</b>	<b>2.46</b>
	<b>CGPA :</b>	<b>2.46</b>		

Dean IQAC

Principal

Department : Chemistry

### Criteria wise Radar Graph (GPA)

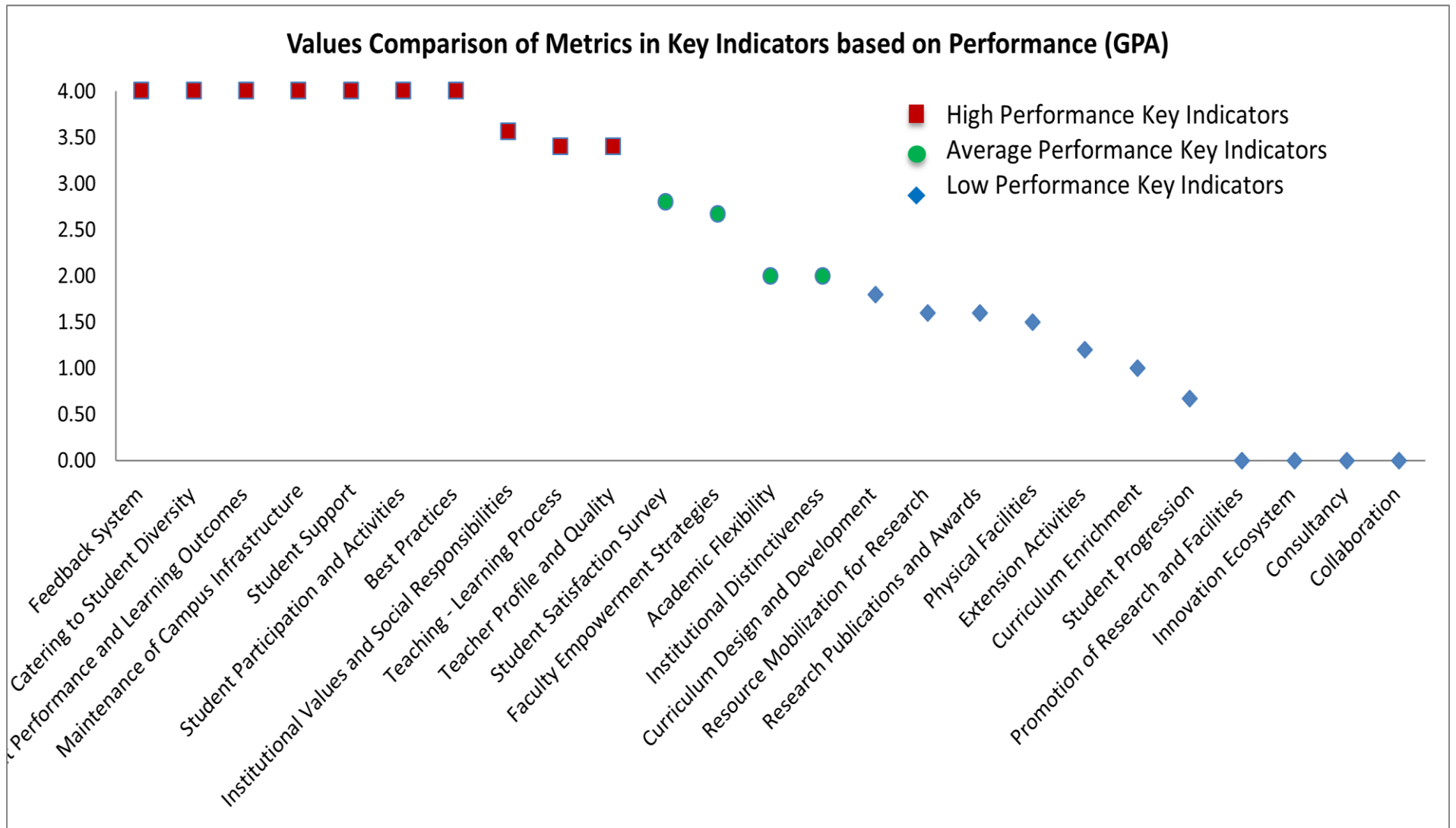


Department : Chemistry

Academic and Administrative Audit - 2019-2020

No	Criteria and Key Indicators	Key Indicator Weightage (W <sub>i</sub> )	Key Indicator Wise Weighted Grade Points (KIWGP) <sub>i</sub>	Grade Point Averages (CrWGPI/W <sub>i</sub> )
<b>Criterion I – Curricular Aspects</b>				
1.1	Curriculum Design and Development	50	90.00	1.80
1.2	Academic Flexibility	40	80.00	2.00
1.3	Curriculum Enrichment	40	40.00	1.00
1.4	Feedback System	20	80.00	4.00
	<b>Total</b>	<b>150</b>	<b>290.00</b>	<b>1.93</b>
<b>Criterion II – Teaching-Learning and Evaluation</b>				
2.2	Catering to Student Diversity	30	120.00	4.00
2.3	Teaching - Learning Process	50	170.00	3.40
2.4	Teacher Profile and Quality	50	170.00	3.40
2.6	Student Performance and Learning Outcomes	50	200.00	4.00
2.7	Student Satisfaction Survey	50	140.00	2.80
	<b>Total</b>	<b>230</b>	<b>800.00</b>	<b>3.48</b>
<b>Criterion III – Research, Innovations and Extension</b>				
3.1	Promotion of Research and Facilities	6	0.00	0.00
3.2	Resource Mobilization for Research	10	16.00	1.60
3.3	Innovation Ecosystem	10	0.00	0.00
3.4	Research Publications and Awards	25	40.00	1.60
3.5	Consultancy	10	0.00	0.00
3.6	Extension Activities	50	60.00	1.20

3.7	Collaboration	20	0.00	0.00
	<b>Total</b>	<b>131</b>	<b>116.00</b>	<b>0.89</b>
<b>Criterion IV – Infrastructure and Learning Resources</b>				
4.1	Physical Facilities	16	24.00	1.50
4.4	Maintenance of Campus Infrastructure	10	40.00	4.00
	<b>Total</b>	<b>26</b>	<b>64.00</b>	<b>2.46</b>
<b>Criterion V - Student Support and Progression</b>				
5.1	Student Support	14	56.00	4.00
5.2	Student Progression	30	20.00	0.67
5.3	Student Participation and Activities	10	40.00	4.00
	<b>Total</b>	<b>54</b>	<b>116.00</b>	<b>2.15</b>
<b>Criterion VI – Governance, Leadership and Management</b>				
6.3	Faculty Empowerment Strategies	18	48.00	2.67
	<b>Total</b>	<b>18</b>	<b>48.00</b>	<b>2.67</b>
<b>Criterion VII – Institutional Values and Best Practices</b>				
7.1	Institutional Values and Social Responsibilities	27	96.00	3.56
7.2	Best Practices	30	120.00	4.00
7.3	Institutional Distinctiveness	20	40.00	2.00
	<b>Total</b>	<b>77</b>	<b>256.00</b>	<b>3.32</b>
	<b>Grand Total</b>	<b>686</b>	<b>1690.00</b>	<b>2.46</b>





## Scott Christian College (Autonomous), Nagercoil

AAA 2019 - 2020 - Assessment Sheet

Department of Chemistry



### Qualitative & Quantitative Metrics

Metric	Parameter	QIM/QnM	Weightage	Score	Wtd. Score
<b>Criterion I – Curricular Aspects</b>					
<b>1.1</b>	<b>Curriculum Design and Development</b>				
1.1.1	Curricula developed/adopted having Learning Outcomes including Programme Outcomes (Pos), Programme specific outcomes (PSOs) and Course Outcomes (COs) for all the UG, PG and M.Phil programmes offered by the Department and mapped them with syllabus properly.	QIM	20	4	80
1.1.2	List of Programmes where syllabus revision was carried out during 2019-2020	QnM	20	0	0
1.1.3	Courses having focus on employability/ entrepreneurship/ skill development during 2019 - 2020	QnM	10	1	10
<b>1.1</b>	<b>Curriculum Design and Development</b>		<b>50</b>	<b>1.8</b>	<b>90</b>
<b>1.2</b>	<b>Academic Flexibility</b>				
1.2.1	New courses introduced of the total number of courses across all programs offered during 2019 - 2020.	QnM	20	0	0
1.2.2	Programs in which Choice Based Credit System (CBCS)/elective course system has been implemented (2019 - 2020)	QnM	20	4	80
<b>1.2</b>	<b>Academic Flexibility</b>		<b>40</b>	<b>2</b>	<b>80</b>
<b>1.3</b>	<b>Curriculum Enrichment</b>				
1.3.1	List of courses whose syllabus integrate Cross cutting Issues related to Gender/ Environment & Sustainability/Human Values & Professional Ethics.	QIM	10	4	40
1.3.2	List of Value-added courses imparting transferable and life skills offered during 2019-2020 with details of the students	QnM	10	0	0

1.3.3	(Average Percentage of students enrolled in the courses under 1.3.2 above) List of Value-added courses imparting transferable and life skills offered during 2019-2020 with details of the students	QnM	10	0	0
1.3.4	Details of students undertaking field projects / internships (2019 - 2020)	QnM	10	0	0
<b>1.3</b>	<b>Curriculum Enrichment</b>		40	1	40
<b>1.4</b>	<b>Feedback System</b>				
1.4.1	Structured feedback received from: 1) Students, 2) Teachers, 3) Employers, 4) Alumni 5) Parents, for design and review of syllabus - Semester wise /year wise (Weightage: 10 QnM) Options: A. Any 4 of the above B. Any 3 of the above C. Any 2 of the above D. Any 1 of the above E. None of the above	QnM	10	4	40
1.4.2	Feedback processes of the institution may be classified as follows: A) A. Feedback collected, analysed and action taken and report made available on website B) Feedback collected, analysed and action has been taken C) Feedback collected and analysed D) Feedback collected E) Feedback not obtained	QnM	10	4	40
<b>1.4</b>	<b>Feedback System</b>		20	4	80
<b>Criterion I – Curricular Aspects</b>			150	1.93	290
<b>Criterion II – Teaching-Learning and Evaluation</b>					
<b>2.2</b>	<b>Catering to Student Diversity</b>				
2.2.1	The institution assesses the learning levels of the students, after admission and organises special programs for advanced learners and slow learners	QIM	15	4	60
2.2.2	Student - Full time teacher ratio(current year data)	QnM	15	4	60
<b>2.2</b>	<b>Catering to Student Diversity</b>		30	4	120
<b>2.3</b>	<b>Teaching - Learning Process</b>				
2.3.1	Student centric methods, such as experiential learning, participative learning and problem solving methodologies are used for enhancing learning experiences	QIM	15	4	60

2.3.2	Teachers use ICT enabled tools including online resources for effective teaching and learning process	QIM	15	2	30
2.3.3	Ratio of students to mentor for academic and stress related issues (current year data)	QnM	10	4	40
2.3.4	Preparation and adherence to Academic Calendar and Teaching plans by the institution	QIM	10	4	40
<b>2.3</b>	<b>Teaching - Learning Process</b>		50	3.4	170
<b>2.4</b>	<b>Teacher Profile and Quality</b>				
2.4.1	Full time teachers against sanctioned posts during 2019-2020	QnM	15	4	60
2.4.2	Full time teachers with Ph.D. (/ D.M. / M.Ch. / D.N.B Super speciality / D.Sc. / D.Litt. )during 2019-2020	QnM	20	4	80
2.4.3	Teaching experience of full time teachers in same institution number of years (current year data)	QnM	15	2	30
<b>2.4</b>	<b>Teacher Profile and Quality</b>		50	3.4	170
<b>2.6</b>	<b>Student Performance and Learning Outcomes</b>				
2.6.1	i) Provide the web link displaying Programme Outcomes(PO)/Programme Specific Outcomes (PSO) / Course Outcomes (CO) for all programmes offered by the Department.	QIM	20	4	80
2.6.2	Evaluation of attainment of PO, PSO & CO	QIM	10	4	40
2.6.3	Passed out details of final year students	QnM	20	4	80
<b>2.6</b>	<b>Student Performance and Learning Outcomes</b>		50	4	200
<b>2.7</b>	<b>Student Satisfaction Survey</b>				
2.7.1	Online student satisfaction survey (SSS) regarding to teaching learning process.	QnM	50	2.8	140
<b>2.7</b>	<b>Student Satisfaction Survey</b>		50	2.8	140
<b>Criterion II – Teaching-Learning and Evaluation</b>			230	3.48	800
<b>Criterion III – Research, Innovations and Extension</b>					
<b>3.1</b>	<b>Promotion of Research and Facilities</b>				
3.1.3	Number of teachers awarded national/ international fellowship for advanced studies/ research during 2019-2020	QnM	6	0	0
<b>3.1</b>	<b>Promotion of Research and Facilities</b>		6	0	0



<b>3.2</b>	<b>Resource Mobilization for Research</b>				
3.2.1	Grants for research projects sponsored by the government, non-government sources such as industry, corporate houses, international bodies, endowments, Chairs in the institution during 2019-2020	QnM	2	0	0
3.2.2	Number of teachers having research projects during the 2019 - 2020	QnM	2	2	4
3.2.3	Teachers recognised as research guides	QnM	3	4	12
3.2.4	Number of research projects per teacher funded by government and non-government agencies during 2019-2020	QnM	3	0	0
<b>3.2</b>	<b>Resource Mobilization for Research</b>		10	1.6	16
<b>3.3</b>	<b>Innovation Ecosystem</b>				
3.3.1	What are the innovation done by the Department / Club including Incubation Centre and other initiatives for creation and transfer of knowledge?	QIM	5	0	0
3.3.2	Number of workshops/seminars conducted on Research Methodology, Intellectual Property Rights (IPR) and entrepreneurship and skills development Industry-Academia Innovative practices during 2019-2020	QnM	5	0	0
<b>3.3</b>	<b>Innovation Ecosystem</b>		10	0	0
<b>3.4</b>	<b>Research Publications and Awards</b>				
3.4.1	The institution has a stated Code of Ethics to check malpractices and plagiarism in Research	QnM	5	0	0
3.4.3	Number of research papers per teacher in the Journals notified on UGC website during 2019-2020	QnM	5	4	20
3.4.4	Number of books and chapters in edited volumes / books published, and papers in national/international conference - proceedings per teacher during 2019-2020	QnM	5	4	20
3.4.5	Bibliometrics of the publications during 2019-2020 based on average citation index in Scopus/ Web of Science or Pub Med/ Indian Citation Index	QnM	5	0	0

3.4.6	Bibliometrics of the publications during 2019-20 based on Scopus/ Web of Science – h-index of the Department	QnM	5	0	0
<b>3.4</b>	<b>Research Publications and Awards</b>		25	1.6	40
<b>3.5</b>	<b>Consultancy</b>				
3.5.1	Revenue generated from consultancy corporate training during 2019-2020	QnM	5	0	0
3.5.2	Amount spent on developing facilities, training teachers and staff for undertaking consultancy during 2019 - 2020 (in Lakhs)	QnM	5	0	0
<b>3.5</b>	<b>Consultancy</b>		10	0	0
<b>3.6</b>	<b>Extension Activities</b>				
3.6.1	What are the Extension activities in the neighborhood community in terms of impact and sensitizing students to social issues and holistic development during 2019-2020?	QIM	10	0	0
3.6.2	Number of awards and recognition received for extension activities from Government /recognized bodies during 2019 - 2020	QnM	15	0	0
3.6.3	Number of extension and outreach Programmes conducted in collaboration with industry, community and Non-Government Organizations through NSS/NCC/Red cross/YRC etc., during 2019-2020	QnM	10	0	0
3.6.4	Students participating in extension activities with Government Organizations, Non-Government Organizations and Programmes such as Swachh Bharat, Aids Awareness, Gender Issue, etc. during 2019-2020	QnM	15	4	60
<b>3.6</b>	<b>Extension Activities</b>		50	1.2	60
<b>3.7</b>	<b>Collaboration</b>				
3.7.1	Number of Collaborative activities for research, faculty exchange, student exchange / internship/ on –the-job training/ project work	QnM	10	0	0

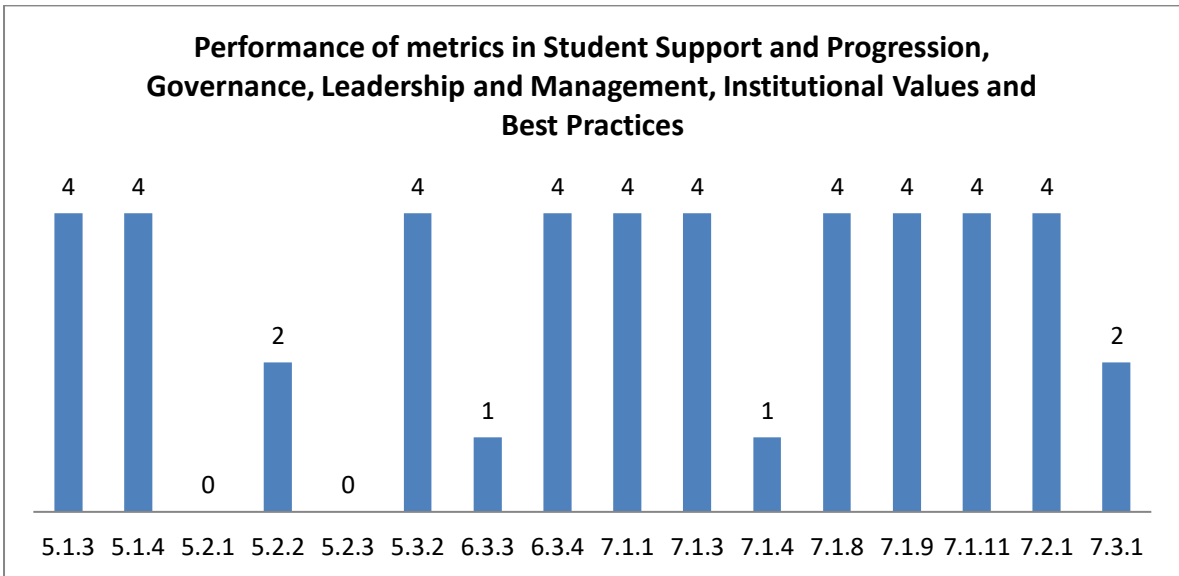
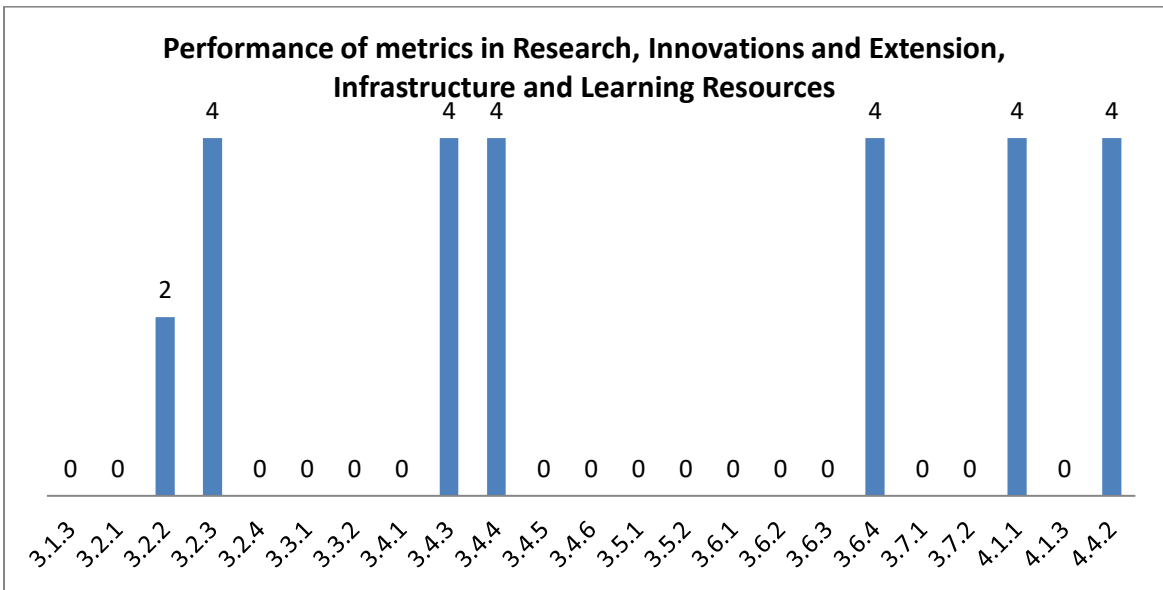
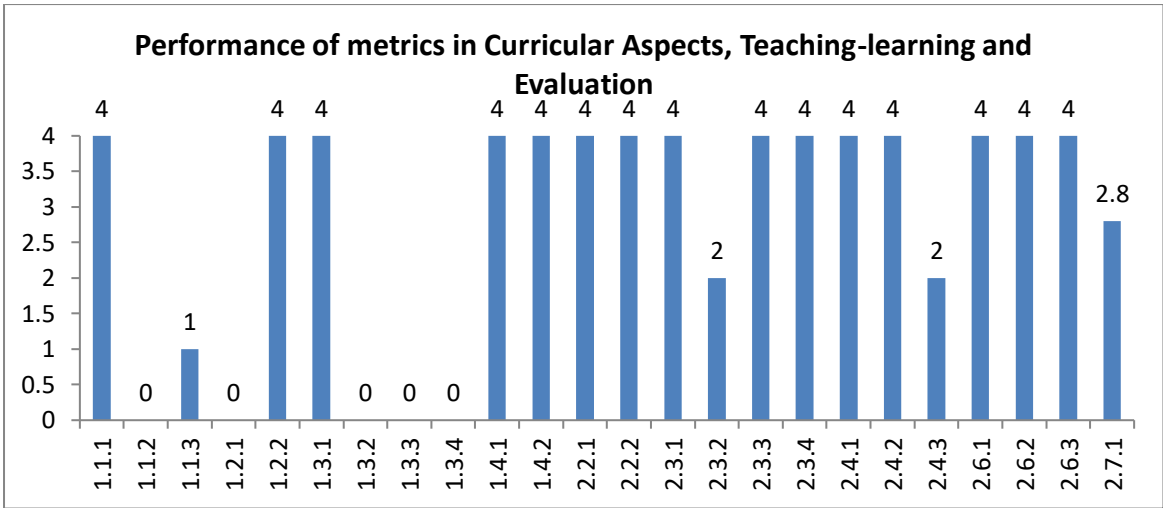
3.7.2	Number of functional MoUs with institutions of national, international importance, other universities, industries, corporate houses etc. during 2019-2020	QnM	10	0	0
<b>3.7</b>	<b>Collaboration</b>		20	0	0
<b>Criterion III – Research, Innovations and Extension</b>			131	0.89	116
<b>Criterion IV – Infrastructure and Learning Resources</b>					
<b>4.1</b>	<b>Physical Facilities</b>				
4.1.1	The institution has adequate facilities for teaching – learning, viz., classrooms, laboratories, computing equipment, etc.	QIM	6	4	24
4.1.3	Percentage of classrooms and seminar halls with ICT – enabled facilities such as smart class, LMS, etc.	QnM	10	0	0
<b>4.1</b>	<b>Physical Facilities</b>		16	1.5	24
<b>4.4</b>	<b>Maintenance of Campus Infrastructure</b>				
4.4.2	Provide the Service/Maintenance Record	QIM	10	4	40
<b>4.4</b>	<b>Maintenance of Campus Infrastructure</b>		10	4	40
<b>Criterion IV – Infrastructure and Learning Resources</b>			26	2.46	64
<b>Criterion V - Student Support and Progression</b>					
<b>5.1</b>	<b>Student Support</b>				
5.1.3	Number of capability enhancement and development schemes 1. Soft skills 2. Language and communication skills 3. Life skills (Yoga, physical fitness, health and hygiene) 4. Awareness of trends in technology (Opt one)	QnM	8	4	32
5.1.4	Students benefited by guidance for competitive examinations and career counseling offered by the institution during 2019-2020	QnM	6	4	24
<b>5.1</b>	<b>Student Support</b>		14	4	56
<b>5.2</b>	<b>Student Progression</b>				
5.2.1	Placement of outgoing students during 2019-2020	QnM	10	0	0
5.2.2	Student progression to higher education (previous graduating batch i.e., 2019 - 2020)	QnM	10	2	20

5.2.3	Students qualifying in state/ national/ international level examinations during 2019-2020 (eg: NET/ SLET/GATE/GMAT /CAT, GRE/TOFEL/Civil Services/State government examinations)	QnM	10	0	0
<b>5.2</b>	<b>Student Progression</b>		30	0.67	20
<b>5.3</b>	<b>Student Participation and Activities</b>				
5.3.2	Presence of an active Student Council & representation of students on academic & administrative bodies/committees	QIM	10	4	<b>40</b>
<b>5.3</b>	<b>Student Participation and Activities</b>		10	4	40
<b>Criterion V - Student Support and Progression</b>			54	2.15	116
<b>Criterion VI – Governance, Leadership and Management</b>					
<b>6.3</b>	<b>Faculty Empowerment Strategies</b>				
6.3.3	Number of professional development / administrative training Programmes organized by the Institution for teaching and non teaching staff during 2019-2020	QnM	8	1	8
6.3.4	Teachers attending professional development Programmes, viz., Orientation Programme, Refresher Course, Short Term Course, Faculty Development Programmes during 2019-2020	QnM	10	4	40
<b>6.3</b>	<b>Faculty Empowerment Strategies</b>		18	2.67	48
<b>Criterion VI – Governance, Leadership and Management</b>			18	2.67	48
<b>Criterion VII – Institutional Values and Best Practices</b>					
<b>7.1</b>	<b>Institutional Values and Social Responsibilities</b>				
7.1.1	Number of gender equity promotion Programmes organized by the department/club/cell/ unit during 2019-2020	QIM	5	4	<b>20</b>

7.1.3	Waste Management steps including: a) Solid waste management b) Liquid waste management c) Biomedical waste management d) E-waste management e) Waste recycling system f) Hazardous chemicals and radioactive waste management	QIM	4	4	<b>16</b>
7.1.4	Rain water harvesting structures and utilization : 1. Rain water harvesting 2. Borewell /Open well recharge 3. Construction of tanks and bunds 4. Waste water recycling 5. Maintenance of water bodies and distribution system in the campus	QnM	4	1	<b>4</b>
7.1.8	Institutional efforts/initiatives in providing an inclusive environment i.e., tolerance and harmony towards cultural, regional, linguistic, communal socioeconomic and other diversities	QIM	5	4	<b>20</b>
7.1.9	Sensitization of students and employees of the Institution to the constitutional obligations: values, rights, duties and responsibilities of citizens	QIM	4	4	<b>16</b>
7.1.11	Institution celebrates / organizes national and international commemorative days, events and festivals	QIM	5	4	<b>20</b>
<b>7.1</b>	<b>Institutional Values and Social Responsibilities</b>		<b>27</b>	<b>3.56</b>	<b>96</b>
<b>7.2</b>	<b>Best Practices</b>				
7.2.1	Describe any one best practice followed by the Department/ Body / Committee / Club/Unit	QIM	30	4	120
<b>7.2</b>	<b>Best Practices</b>		<b>30</b>	<b>4</b>	<b>120</b>
<b>7.3</b>	<b>Institutional Distinctiveness</b>				
7.3.1	Describe/Explain the performance the Department in one area distinctive to its Vision, Priority & Thrust	QIM	20	2	40
<b>7.3</b>	<b>Institutional Distinctiveness</b>		<b>20</b>	<b>2</b>	<b>40</b>
<b>Criterion VII – Institutional Values and Best Practices</b>			<b>77</b>	<b>3.32</b>	<b>256</b>

	<b>Criteria-wise Assessment</b>		<b>Weightage (W)</b>	<b>Score</b>	<b>Wtd Grade Point (WGP)</b>
1	Curricular Aspects		150.00	1.93	290.00
2	Teaching, Learning & Evaluation		230.00	3.48	800.00
3	Research, Innovation & Extension		131.00	0.89	116.00
4	Infrastructure & Learning resources		26.00	2.46	64.00
5	Student Support & Progression		54.00	2.15	116.00
6	Governance, Leadership & Management		18.00	2.67	48.00
7	Institutional values & Best Practices		77.00	3.32	256.00
	<b>Overall:-</b>		<b>686.00</b>	<b>2.46</b>	<b>1690.00</b>





## Department : Chemistry

### Academic and Administrative Audit - 2019-2020

#### Strengths and Weaknesses

##### Strengths :

- ✓ Feedback System
- ✓ Catering to Student Diversity
- ✓ Student Performance and Learning Outcomes
- ✓ Maintenance of Campus Infrastructure
- ✓ Student Support
- ✓ Student Participation and Activities
- ✓ Best Practices
- ✓ Institutional Values and Social Responsibilities
- ✓ Teaching - Learning Process
- ✓ Teacher Profile and Quality

##### Weaknesses :

- Student Satisfaction Survey
- Faculty Empowerment Strategies
- Academic Flexibility
- Institutional Distinctiveness
- Curriculum Design and Development
- Resource Mobilization for Research
- Research Publications and Awards
- Physical Facilities
- Extension Activities
- Curriculum Enrichment
- Student Progression
- Promotion of Research and Facilities
- Innovation Ecosystem
- Consultancy
- Collaboration







**Scott Christian College (Autonomous)**  
Nagercoil – 629 003, Tamil Nadu, India

**INTERNAL QUALITY ASSURANCE CELL**



# **ACADEMIC & ADMINISTRATIVE AUDIT 2019 - 2020**

## **DEPARTMENT OF PHYSICS**

### **GRADE**

# **B**

**Score : 2.27/4**

Department : Physics

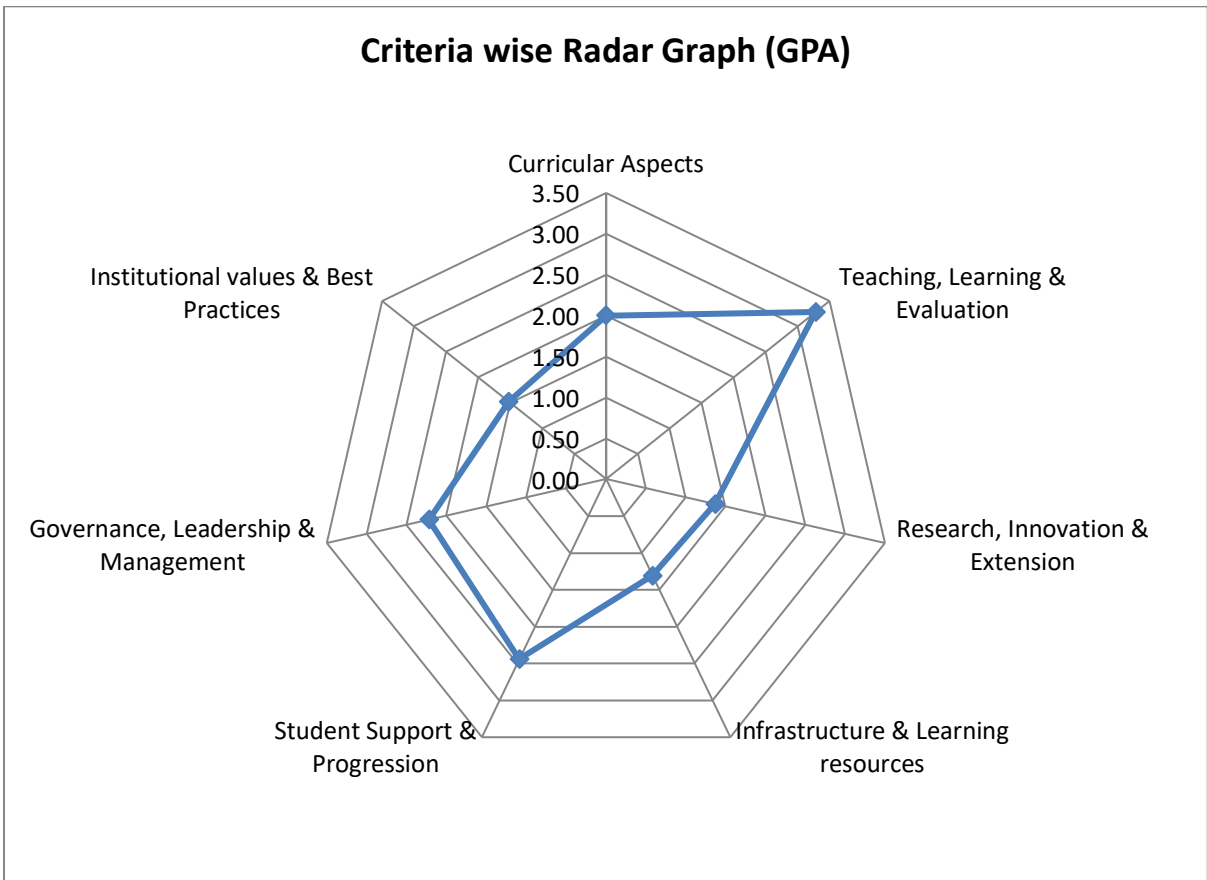
Academic and Administrative Audit - 2019-2020

No	Criteria	Weightage (W1)	Criterion-wise Weighted Grade Point (CrWGP1)	Grade Point Averages (CrWGP <sub>i</sub> /W <sub>i</sub> )
1	Curricular Aspects	150.00	300.00	2.00
2	Teaching, Learning & Evaluation	230.00	755.00	3.28
3	Research, Innovation & Extension	131.00	179.00	1.37
4	Infrastructure & Learning resources	26.00	34.00	1.31
5	Student Support & Progression	54.00	132.00	2.44
6	Governance, Leadership & Management	18.00	40.00	2.22
7	Institutional values & Best Practices	77.00	117.00	1.52
	<b>Total</b>	<b>686.00</b>	<b>1557.00</b>	<b>2.27</b>
	<b>CGPA :</b>	<b>2.27</b>		

Dean IQAC

Principal

Department : Physics



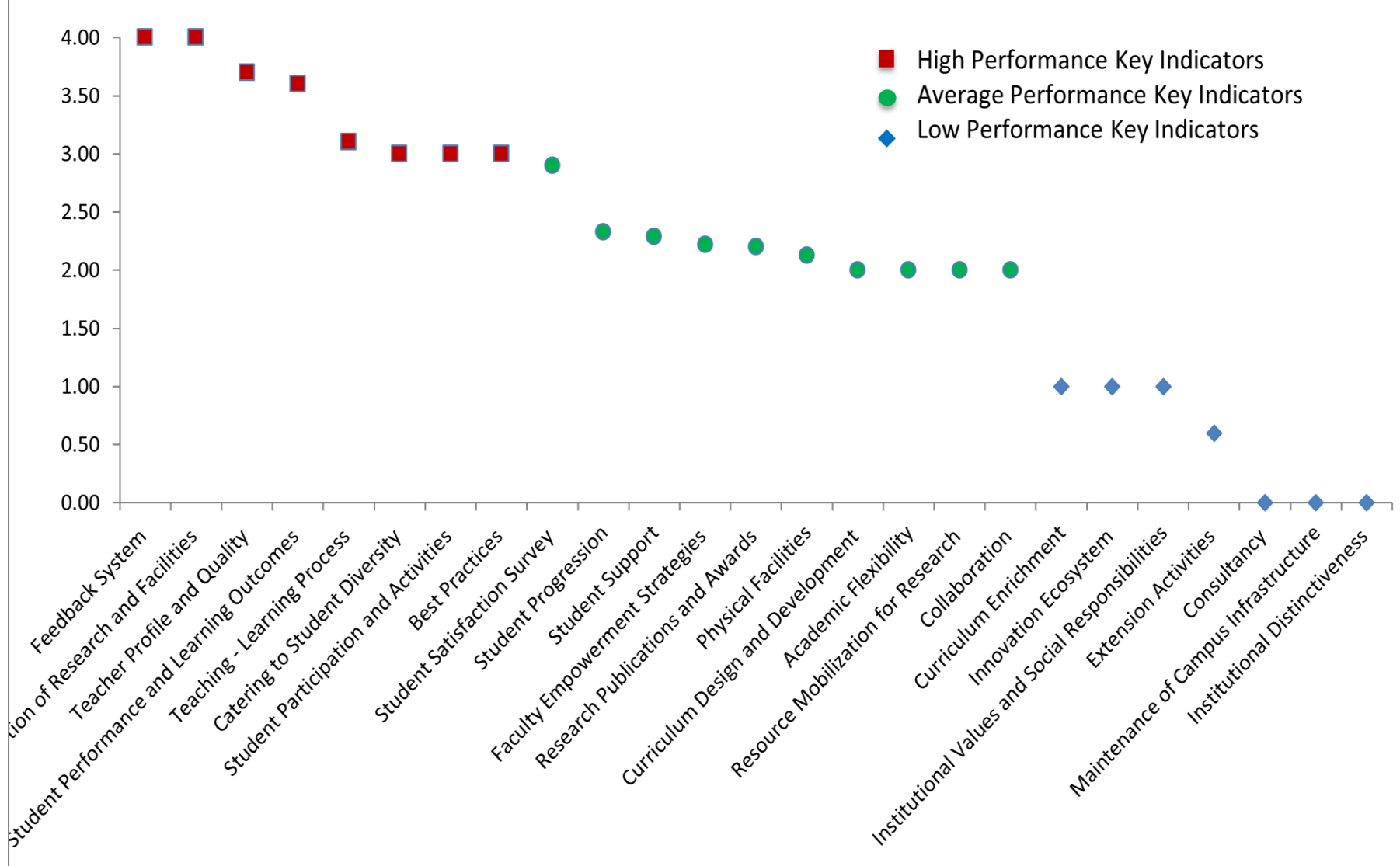
Department : Physics

Academic and Administrative Audit - 2019-2020

No	Criteria and Key Indicators	Key Indicator Weightage (W <sub>i</sub> )	Key Indicator Wise Weighted Grade Points (KIWGP) <sub>i</sub>	Grade Point Averages (CrWGPI/W <sub>i</sub> )
<b>Criterion I – Curricular Aspects</b>				
1.1	Curriculum Design and Development	50	100.00	2.00
1.2	Academic Flexibility	40	80.00	2.00
1.3	Curriculum Enrichment	40	40.00	1.00
1.4	Feedback System	20	80.00	4.00
	<b>Total</b>	<b>150</b>	<b>300.00</b>	<b>2.00</b>
<b>Criterion II – Teaching-Learning and Evaluation</b>				
2.2	Catering to Student Diversity	30	90.00	3.00
2.3	Teaching - Learning Process	50	155.00	3.10
2.4	Teacher Profile and Quality	50	185.00	3.70
2.6	Student Performance and Learning Outcomes	50	180.00	3.60
2.7	Student Satisfaction Survey	50	145.00	2.90
	<b>Total</b>	<b>230</b>	<b>755.00</b>	<b>3.28</b>
<b>Criterion III – Research, Innovations and Extension</b>				
3.1	Promotion of Research and Facilities	6	24.00	4.00
3.2	Resource Mobilization for Research	10	20.00	2.00
3.3	Innovation Ecosystem	10	10.00	1.00
3.4	Research Publications and Awards	25	55.00	2.20
3.5	Consultancy	10	0.00	0.00

3.6	Extension Activities	50	30.00	0.60
3.7	Collaboration	20	40.00	2.00
	<b>Total</b>	<b>131</b>	<b>179.00</b>	<b>1.37</b>
<b>Criterion IV – Infrastructure and Learning Resources</b>				
4.1	Physical Facilities	16	34.00	2.13
4.4	Maintenance of Campus Infrastructure	10	0.00	0.00
	<b>Total</b>	<b>26</b>	<b>34.00</b>	<b>1.31</b>
<b>Criterion V - Student Support and Progression</b>				
5.1	Student Support	14	32.00	2.29
5.2	Student Progression	30	70.00	2.33
5.3	Student Participation and Activities	10	30.00	3.00
	<b>Total</b>	<b>54</b>	<b>132.00</b>	<b>2.44</b>
<b>Criterion VI – Governance, Leadership and Management</b>				
6.3	Faculty Empowerment Strategies	18	40.00	2.22
	<b>Total</b>	<b>18</b>	<b>40.00</b>	<b>2.22</b>
<b>Criterion VII – Institutional Values and Best Practices</b>				
7.1	Institutional Values and Social Responsibilities	27	27.00	1.00
7.2	Best Practices	30	90.00	3.00
7.3	Institutional Distinctiveness	20	0.00	0.00
	<b>Total</b>	<b>77</b>	<b>117.00</b>	<b>1.52</b>
	<b>Grand Total</b>	<b>686</b>	<b>1557.00</b>	<b>2.27</b>

**Values Comparison of Metrics in Key Indicators based on Performance (GPA)**





## Scott Christian College (Autonomous), Nagercoil

AAA 2019 - 2020 - Assessment Sheet

Department of Physics



### Qualitative & Quantitative Metrics

Metric	Parameter	QIM/QnM	Weightage	Score	Wtd. Score
	<b>Criterion I – Curricular Aspects</b>				
<b>1.1</b>	<b>Curriculum Design and Development</b>				
1.1.1	Curricula developed/adopted having Learning Outcomes including Programme Outcomes (Pos), Programme specific outcomes (PSOs) and Course Outcomes (COs) for all the UG, PG and M.Phil programmes offered by the Department and mapped them with syllabus properly.	QIM	20	4	80
1.1.2	List of Programmes where syllabus revision was carried out during 2019-2020	QnM	20	1	20
1.1.3	Courses having focus on employability/ entrepreneurship/ skill development during 2019 - 2020	QnM	10	0	0
<b>1.1</b>	<b>Curriculum Design and Development</b>		<b>50</b>	<b>2</b>	<b>100</b>
<b>1.2</b>	<b>Academic Flexibility</b>				
1.2.1	New courses introduced of the total number of courses across all programs offered during 2019 - 2020.	QnM	20	0	0
1.2.2	Programs in which Choice Based Credit System (CBCS)/elective course system has been implemented (2019 - 2020)	QnM	20	4	80
<b>1.2</b>	<b>Academic Flexibility</b>		<b>40</b>	<b>2</b>	<b>80</b>
<b>1.3</b>	<b>Curriculum Enrichment</b>				
1.3.1	List of courses whose syllabus integrate Cross cutting Issues related to Gender/ Environment & Sustainability/Human Values & Professional Ethics.	QIM	10	4	40
1.3.2	List of Value-added courses imparting transferable and life skills offered during 2019-2020 with details of the students	QnM	10	0	0

1.3.3	(Average Percentage of students enrolled in the courses under 1.3.2 above) List of Value-added courses imparting transferable and life skills offered during 2019-2020 with details of the students	QnM	10	0	0
1.3.4	Details of students undertaking field projects / internships (2019 - 2020)	QnM	10	0	0
<b>1.3</b>	<b>Curriculum Enrichment</b>		<b>40</b>	<b>1</b>	<b>40</b>
<b>1.4</b>	<b>Feedback System</b>				
1.4.1	Structured feedback received from: 1) Students, 2) Teachers, 3) Employers, 4) Alumni 5) Parents, for design and review of syllabus - Semester wise /year wise (Weightage: 10 QnM) Options: A. Any 4 of the above B. Any 3 of the above C. Any 2 of the above D. Any 1 of the above E. None of the above	QnM	10	4	40
1.4.2	Feedback processes of the institution may be classified as follows: A) A. Feedback collected, analysed and action taken and report made available on website B) Feedback collected, analysed and action has been taken C) Feedback collected and analysed D) Feedback collected E) Feedback not obtained	QnM	10	4	40
<b>1.4</b>	<b>Feedback System</b>		<b>20</b>	<b>4</b>	<b>80</b>
<b>Criterion I – Curricular Aspects</b>			<b>150</b>	<b>2</b>	<b>300</b>
<b>Criterion II – Teaching-Learning and Evaluation</b>					
<b>2.2</b>	<b>Catering to Student Diversity</b>				
2.2.1	The institution assesses the learning levels of the students, after admission and organises special programs for advanced learners and slow learners	QIM	15	2	30
2.2.2	Student - Full time teacher ratio(current year data)	QnM	15	4	60
<b>2.2</b>	<b>Catering to Student Diversity</b>		<b>30</b>	<b>3</b>	<b>90</b>
<b>2.3</b>	<b>Teaching - Learning Process</b>				
2.3.1	Student centric methods, such as experiential learning, participative learning and problem solving methodologies are used for enhancing learning experiences	QIM	15	3	45



2.3.2	Teachers use ICT enabled tools including online resources for effective teaching and learning process	QIM	15	2	30
2.3.3	Ratio of students to mentor for academic and stress related issues (current year data)	QnM	10	4	40
2.3.4	Preparation and adherence to Academic Calendar and Teaching plans by the institution	QIM	10	4	40
<b>2.3</b>	<b>Teaching - Learning Process</b>		<b>50</b>	<b>3.1</b>	<b>155</b>
<b>2.4</b>	<b>Teacher Profile and Quality</b>				
2.4.1	Full time teachers against sanctioned posts during 2019-2020	QnM	15	4	60
2.4.2	Full time teachers with Ph.D. (/ D.M. / M.Ch. / D.N.B Super speciality / D.Sc. / D.Litt. )during 2019-2020	QnM	20	4	80
2.4.3	Teaching experience of full time teachers in same institution number of years (current year data)	QnM	15	3	45
<b>2.4</b>	<b>Teacher Profile and Quality</b>		<b>50</b>	<b>3.7</b>	<b>185</b>
<b>2.6</b>	<b>Student Performance and Learning Outcomes</b>				
2.6.1	i) Provide the web link displaying Programme Outcomes(PO)/Programme Specific Outcomes (PSO) / Course Outcomes (CO) for all programmes offered by the Department.	QIM	20	4	80
2.6.2	Evaluation of attainment of PO, PSO & CO	QIM	10	4	40
2.6.3	Passed out details of final year students	QnM	20	3	60
<b>2.6</b>	<b>Student Performance and Learning Outcomes</b>		<b>50</b>	<b>3.6</b>	<b>180</b>
<b>2.7</b>	<b>Student Satisfaction Survey</b>				
2.7.1	Online student satisfaction survey (SSS) regarding to teaching learning process.	QnM	50	2.9	145
<b>2.7</b>	<b>Student Satisfaction Survey</b>		<b>50</b>	<b>2.9</b>	<b>145</b>
<b>Criterion II – Teaching-Learning and Evaluation</b>			<b>230</b>	<b>3.28</b>	<b>755</b>
<b>Criterion III – Research, Innovations and Extension</b>					
<b>3.1</b>	<b>Promotion of Research and Facilities</b>				
3.1.3	Number of teachers awarded national/ international fellowship for advanced studies/ research during 2019-2020	QnM	6	4	24
<b>3.1</b>	<b>Promotion of Research and Facilities</b>		<b>6</b>	<b>4</b>	<b>24</b>

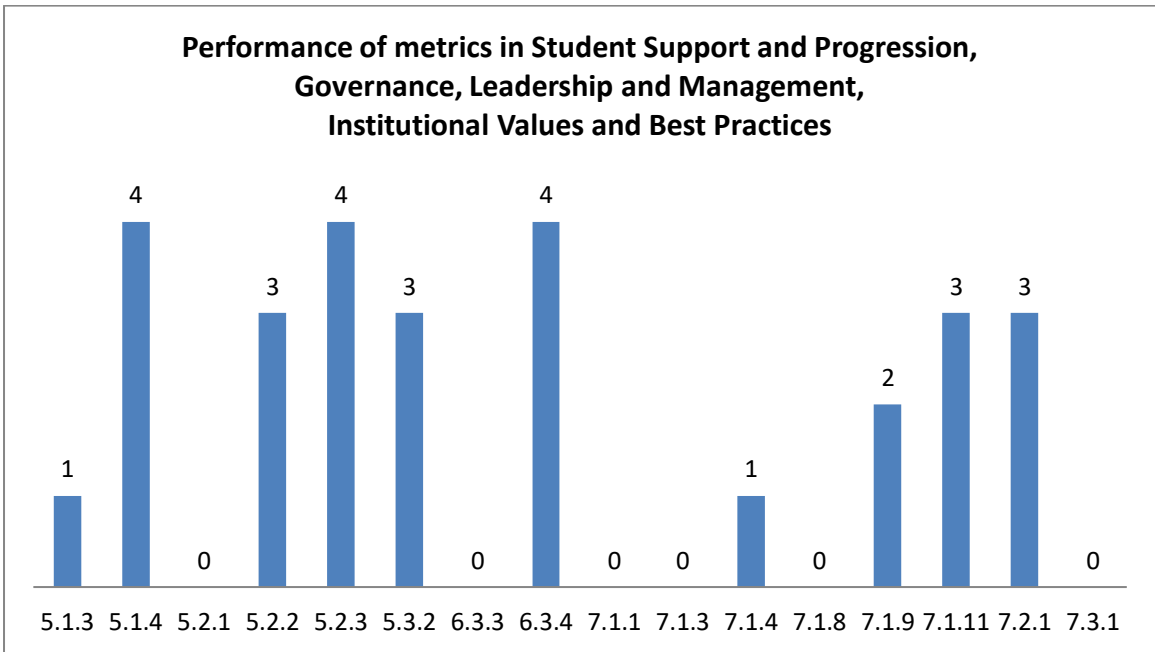
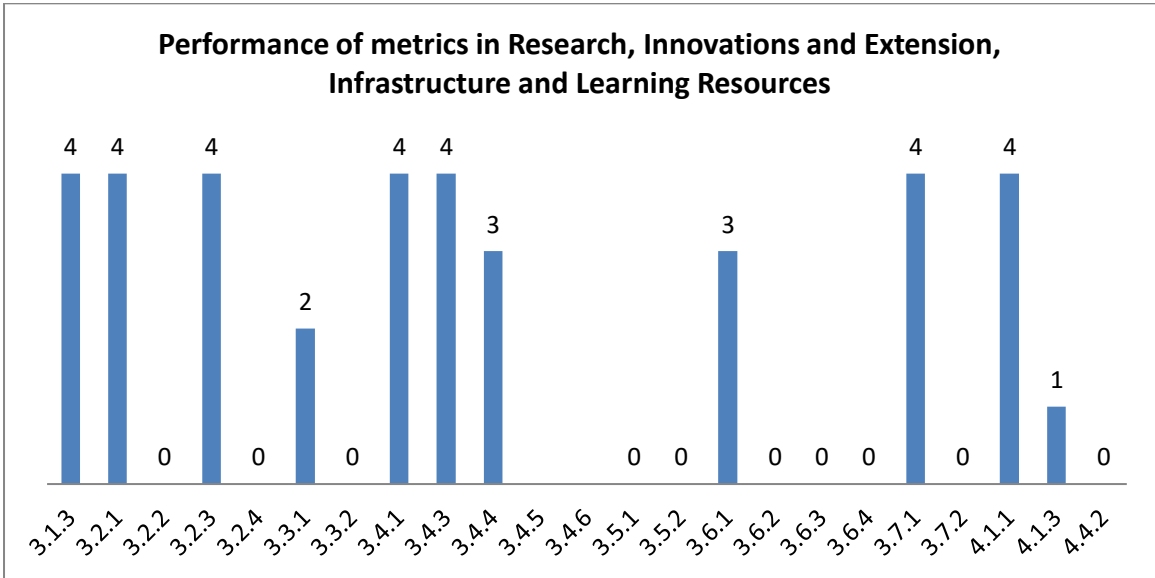
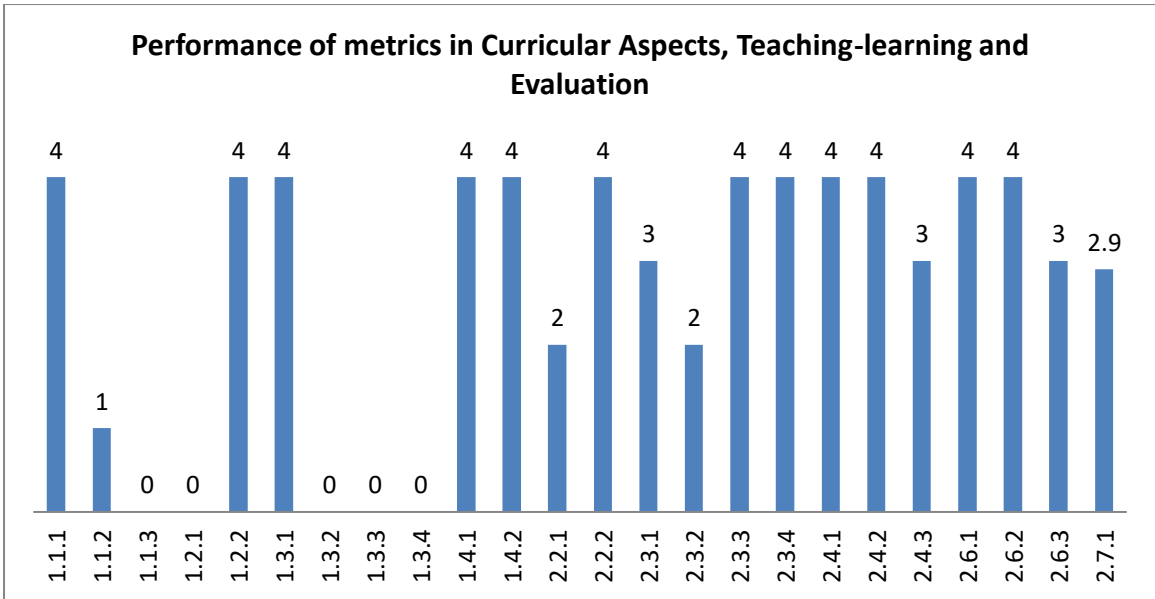
<b>3.2</b>	<b>Resource Mobilization for Research</b>				
3.2.1	Grants for research projects sponsored by the government, non-government sources such as industry, corporate houses, international bodies, endowments, Chairs in the institution during 2019-2020	QnM	2	4	8
3.2.2	Number of teachers having research projects during the 2019 - 2020	QnM	2	0	0
3.2.3	Teachers recognised as research guides	QnM	3	4	12
3.2.4	Number of research projects per teacher funded by government and non-government agencies during 2019-2020	QnM	3	0	0
<b>3.2</b>	<b>Resource Mobilization for Research</b>		10	2	20
<b>3.3</b>	<b>Innovation Ecosystem</b>				
3.3.1	What are the innovation done by the Department / Club including Incubation Centre and other initiatives for creation and transfer of knowledge?	QIM	5	2	10
3.3.2	Number of workshops/seminars conducted on Research Methodology, Intellectual Property Rights (IPR) and entrepreneurship and skills development Industry-Academia Innovative practices during 2019-2020	QnM	5	0	0
<b>3.3</b>	<b>Innovation Ecosystem</b>		10	1	10
<b>3.4</b>	<b>Research Publications and Awards</b>				
3.4.1	The institution has a stated Code of Ethics to check malpractices and plagiarism in Research	QnM	5	4	20
3.4.3	Number of research papers per teacher in the Journals notified on UGC website during 2019-2020	QnM	5	4	20
3.4.4	Number of books and chapters in edited volumes / books published, and papers in national/international conference - proceedings per teacher during 2019-2020	QnM	5	3	15
3.4.5	Bibliometrics of the publications during 2019-2020 based on average citation index in Scopus/ Web of Science or Pub Med/ Indian Citation Index	QnM	5		0

3.4.6	Bibliometrics of the publications during 2019-20 based on Scopus/ Web of Science – h-index of the Department	QnM	5		0
<b>3.4</b>	<b>Research Publications and Awards</b>		<b>25</b>	<b>2.2</b>	<b>55</b>
<b>3.5</b>	<b>Consultancy</b>				
3.5.1	Revenue generated from consultancy corporate training during 2019-2020	QnM	5	0	0
3.5.2	Amount spent on developing facilities, training teachers and staff for undertaking consultancy during 2019 - 2020 (in Lakhs)	QnM	5	0	0
<b>3.5</b>	<b>Consultancy</b>		<b>10</b>	<b>0</b>	<b>0</b>
<b>3.6</b>	<b>Extension Activities</b>				
3.6.1	What are the Extension activities in the neighborhood community in terms of impact and sensitizing students to social issues and holistic development during 2019-2020?	QIM	10	3	30
3.6.2	Number of awards and recognition received for extension activities from Government /recognized bodies during 2019 - 2020	QnM	15	0	0
3.6.3	Number of extension and outreach Programmes conducted in collaboration with industry, community and Non- Government Organizations through NSS/NCC/Red cross/YRC etc., during 2019-2020	QnM	10	0	0
3.6.4	Students participating in extension activities with Government Organizations, Non-Government Organizations and Programmes such as Swachh Bharat, Aids Awareness, Gender Issue, etc. during 2019-2020	QnM	15	0	0
<b>3.6</b>	<b>Extension Activities</b>		<b>50</b>	<b>0.6</b>	<b>30</b>
<b>3.7</b>	<b>Collaboration</b>				
3.7.1	Number of Collaborative activities for research, faculty exchange, student exchange / internship/ on –the-job training/ project work	QnM	10	4	<b>40</b>
3.7.2	Number of functional MoUs with institutions of national, international importance, other universities, industries, corporate houses etc. during 2019-2020	QnM	10	0	<b>0</b>
<b>3.7</b>	<b>Collaboration</b>		<b>20</b>	<b>2</b>	<b>40</b>
<b>Criterion III – Research, Innovations and Extension</b>			<b>131</b>	<b>1.37</b>	<b>179</b>

	<b>Criterion IV – Infrastructure and Learning Resources</b>				
<b>4.1</b>	<b>Physical Facilities</b>				
4.1.1	The institution has adequate facilities for teaching – learning, viz., classrooms, laboratories, computing equipment, etc.	QIM	6	4	24
4.1.3	Percentage of classrooms and seminar halls with ICT – enabled facilities such as smart class, LMS, etc.	QnM	10	1	10
<b>4.1</b>	<b>Physical Facilities</b>		<b>16</b>	<b>2.13</b>	<b>34</b>
<b>4.4</b>	<b>Maintenance of Campus Infrastructure</b>				
4.4.2	Provide the Service/Maintenance Record	QIM	10	0	0
<b>4.4</b>	<b>Maintenance of Campus Infrastructure</b>		<b>10</b>	<b>0</b>	<b>0</b>
<b>Criterion IV – Infrastructure and Learning Resources</b>			<b>26</b>	<b>1.31</b>	<b>34</b>
	<b>Criterion V - Student Support and Progression</b>				
<b>5.1</b>	<b>Student Support</b>				
5.1.3	Number of capability enhancement and development schemes 1. Soft skills 2. Language and communication skills 3. Life skills (Yoga, physical fitness, health and hygiene) 4. Awareness of trends in technology (Opt one)	QnM	8	1	8
5.1.4	Students benefited by guidance for competitive examinations and career counseling offered by the institution during 2019-2020	QnM	6	4	24
<b>5.1</b>	<b>Student Support</b>		<b>14</b>	<b>2.29</b>	<b>32</b>
<b>5.2</b>	<b>Student Progression</b>				
5.2.1	Placement of outgoing students during 2019-2020	QnM	10	0	0
5.2.2	Student progression to higher education (previous graduating batch i.e., 2019 - 2020)	QnM	10	3	30
5.2.3	Students qualifying in state/ national/ international level examinations during 2019-2020 (eg: NET/ SLET/GATE/GMAT /CAT, GRE/TOFEL/Civil Services/State government examinations)	QnM	10	4	40
<b>5.2</b>	<b>Student Progression</b>		<b>30</b>	<b>2.33</b>	<b>70</b>

<b>5.3</b>	<b>Student Participation and Activities</b>				
5.3.2	Presence of an active Student Council & representation of students on academic & administrative bodies/committees	QIM	10	3	30
<b>5.3</b>	<b>Student Participation and Activities</b>		10	3	30
<b>Criterion V - Student Support and Progression</b>			54	2.44	132
<b>Criterion VI – Governance, Leadership and Management</b>					
<b>6.3</b>	<b>Faculty Empowerment Strategies</b>				
6.3.3	Number of professional development / administrative training Programmes organized by the Institution for teaching and non teaching staff during 2019-2020	QnM	8	0	0
6.3.4	Teachers attending professional development Programmes, viz., Orientation Programme, Refresher Course, Short Term Course, Faculty Development Programmes during 2019-2020	QnM	10	4	40
<b>6.3</b>	<b>Faculty Empowerment Strategies</b>		18	2.22	40
<b>Criterion VI – Governance, Leadership and Management</b>			18	2.22	40
<b>Criterion VII – Institutional Values and Best Practices</b>					
<b>7.1</b>	<b>Institutional Values and Social Responsibilities</b>				
7.1.1	Number of gender equity promotion Programmes organized by the department/club/cell/ unit during 2019-2020	QIM	5	0	0
7.1.3	Waste Management steps including: a) Solid waste management b) Liquid waste management c) Biomedical waste management d) E-waste management e) Waste recycling system f) Hazardous chemicals and radioactive waste management	QIM	4	0	0
7.1.4	Rain water harvesting structures and utilization : 1. Rain water harvesting 2. Borewell /Open well recharge 3. Construction of tanks and bunds 4. Waste water recycling 5. Maintenance of water bodies and distribution system in the campus	QnM	4	1	4

7.1.8	Institutional efforts/initiatives in providing an inclusive environment i.e., tolerance and harmony towards cultural, regional, linguistic, communal socioeconomic and other diversities	QIM	5	0	0
7.1.9	Sensitization of students and employees of the Institution to the constitutional obligations: values, rights, duties and responsibilities of citizens	QIM	4	2	8
7.1.11	Institution celebrates / organizes national and international commemorative days, events and festivals	QIM	5	3	15
<b>7.1</b>	<b>Institutional Values and Social Responsibilities</b>		27	1	27
<b>7.2</b>	<b>Best Practices</b>				
7.2.1	Describe any one best practice followed by the Department/ Body / Committee / Club/Unit	QIM	30	3	90
<b>7.2</b>	<b>Best Practices</b>		30	3	90
<b>7.3</b>	<b>Institutional Distinctiveness</b>				
7.3.1	Describe/Explain the performance the Department in one area distinctive to its Vision, Priority & Thrust	QIM	20	0	0
<b>7.3</b>	<b>Institutional Distinctiveness</b>		20	0	0
<b>Criterion VII – Institutional Values and Best Practices</b>			77	1.52	117
	<b>Criteria-wise Assessment</b>		<b>Weightage (W)</b>	<b>Score</b>	<b>Wtd Grade Point (WGP)</b>
1	Curricular Aspects		150.00	2.00	300.00
2	Teaching, Learning & Evaluation		230.00	3.28	755.00
3	Research, Innovation & Extension		131.00	1.37	179.00
4	Infrastructure & Learning resources		26.00	1.31	34.00
5	Student Support & Progression		54.00	2.44	132.00
6	Governance, Leadership & Management		18.00	2.22	40.00
7	Institutional values & Best Practices		77.00	1.52	117.00
	<b>Overall:-</b>		686.00	2.27	1557.00



## Department : Physics

### Academic and Administrative Audit - 2019-2020

#### Strengths and Weaknesses

##### Strengths :

- ✓ Feedback System
- ✓ Promotion of Research and Facilities
- ✓ Teacher Profile and Quality
- ✓ Student Performance and Learning Outcomes
- ✓ Teaching - Learning Process
- ✓ Catering to Student Diversity
- ✓ Student Participation and Activities

Best Practices

##### Weaknesses :

- Student Satisfaction Survey
- Student Progression
- Student Support
- Faculty Empowerment Strategies
- Research Publications and Awards
- Physical Facilities
- Curriculum Design and Development
- Academic Flexibility
- Resource Mobilization for Research
- Collaboration
- Curriculum Enrichment
- Innovation Ecosystem
- Institutional Values and Social Responsibilities
- Extension Activities
- Consultancy
- Maintenance of Campus Infrastructure
- Institutional Distinctiveness







**Scott Christian College (Autonomous)**  
Nagercoil – 629 003, Tamil Nadu, India

**INTERNAL QUALITY ASSURANCE CELL**



# **ACADEMIC & ADMINISTRATIVE AUDIT 2019 - 2020**

## **DEPARTMENT OF ZOOLOGY**

### **GRADE**



# **C**

**Score : 1.98/4**

Department : Zoology

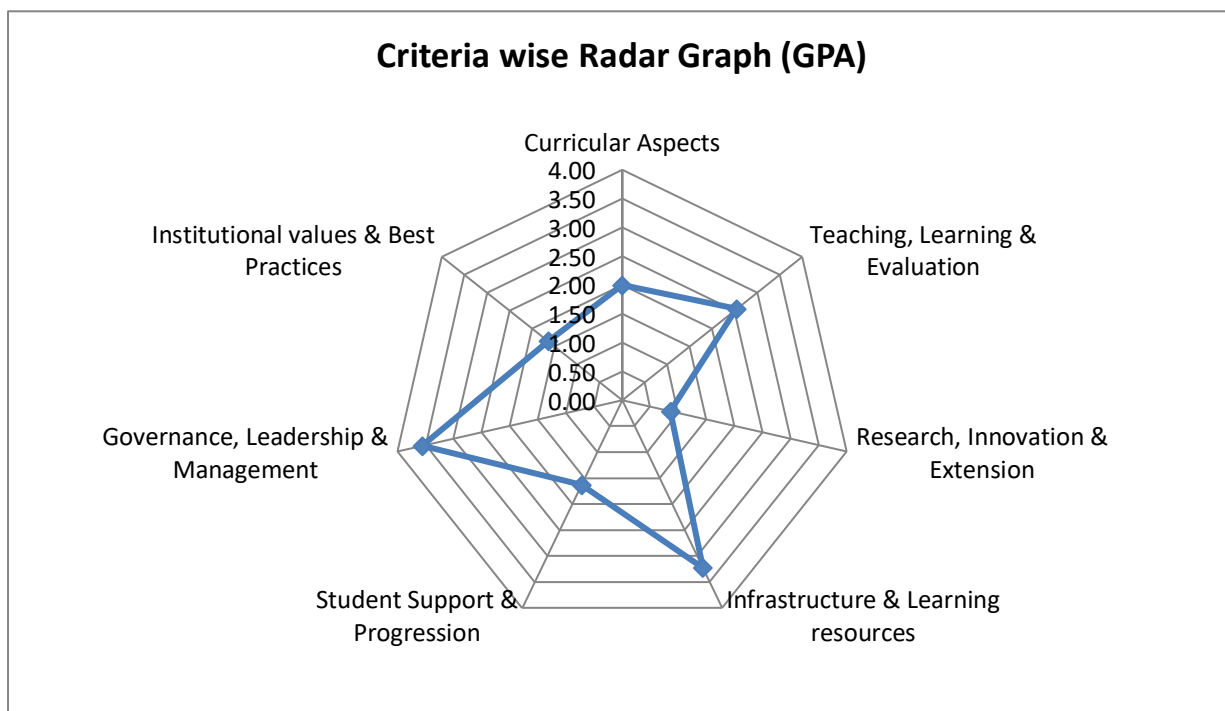
Academic and Administrative Audit - 2019-2020

No	Criteria	Weightage (W1)	Criterion-wise Weighted Grade Point (CrWGP1)	Grade Point Averages (CrWGP <sub>i</sub> /W <sub>i</sub> )
1	Curricular Aspects	150.00	300.00	2.00
2	Teaching, Learning & Evaluation	230.00	585.00	2.54
3	Research, Innovation & Extension	131.00	113.00	0.86
4	Infrastructure & Learning resources	26.00	84.00	3.23
5	Student Support & Progression	54.00	88.00	1.63
6	Governance, Leadership & Management	18.00	64.00	3.56
7	Institutional values & Best Practices	77.00	126.00	1.64
	<b>Total</b>	<b>686.00</b>	<b>1360.00</b>	<b>1.98</b>
	<b>CGPA :</b>	<b>1.98</b>		

Dean IQAC

Principal

## Department : Zoology



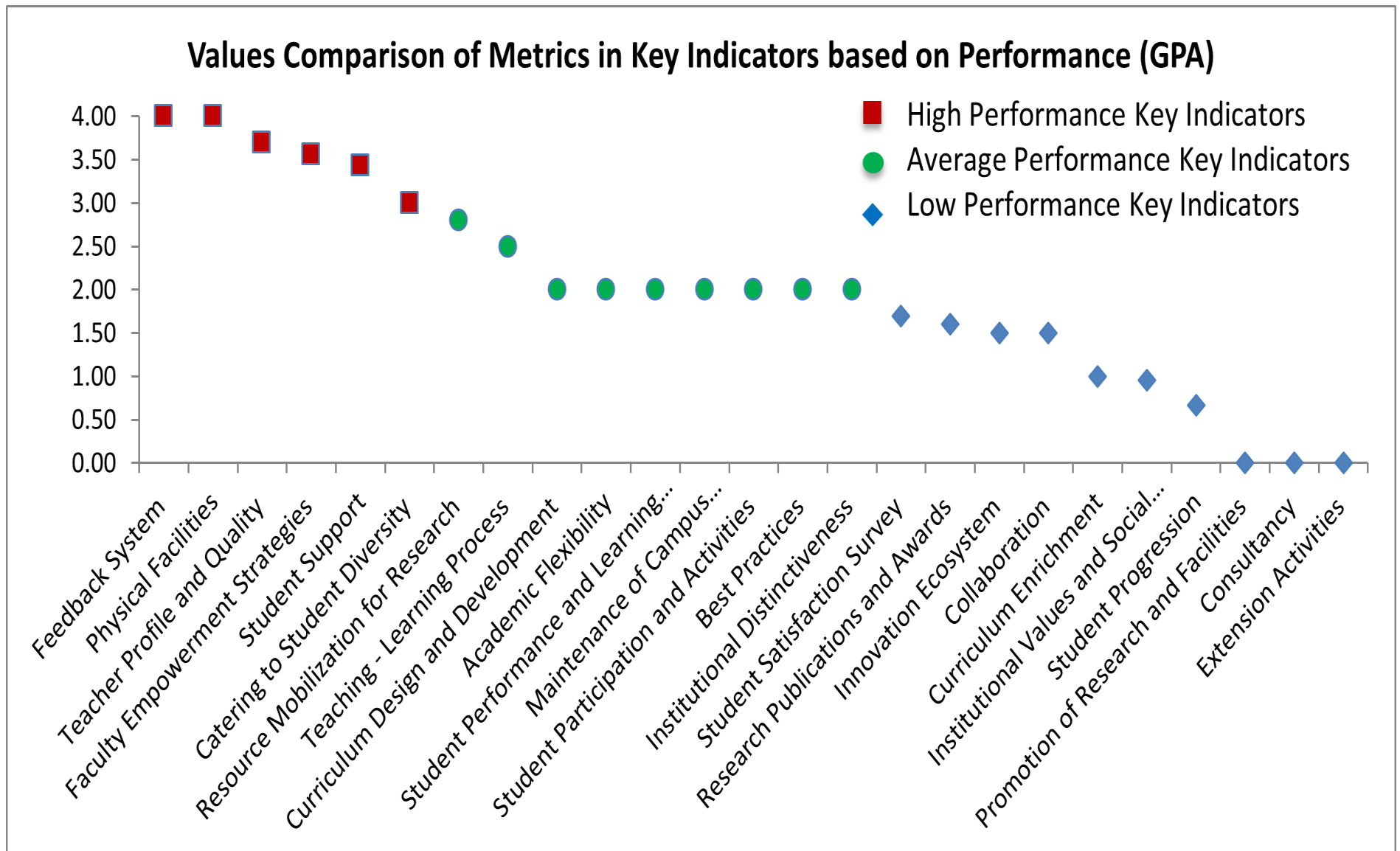
Department : Zoology

Academic and Administrative Audit - 2019-2020

No	Criteria and Key Indicators	Key Indicator Weightage (W <sub>i</sub> )	Key Indicator Wise Weighted Grade Points (KIWGP) <sub>i</sub>	Grade Point Averages (CrWGPi/Wi)
<b>Criterion I – Curricular Aspects</b>				
1.1	Curriculum Design and Development	50	100.00	2.00
1.2	Academic Flexibility	40	80.00	2.00
1.3	Curriculum Enrichment	40	40.00	1.00
1.4	Feedback System	20	80.00	4.00
	<b>Total</b>	<b>150</b>	<b>300.00</b>	<b>2.00</b>
<b>Criterion II – Teaching-Learning and Evaluation</b>				
2.2	Catering to Student Diversity	30	90.00	3.00
2.3	Teaching - Learning Process	50	125.00	2.50
2.4	Teacher Profile and Quality	50	185.00	3.70
2.6	Student Performance and Learning Outcomes	50	100.00	2.00
2.7	Student Satisfaction Survey	50	85.00	1.70
	<b>Total</b>	<b>230</b>	<b>585.00</b>	<b>2.54</b>
<b>Criterion III – Research, Innovations and Extension</b>				
3.1	Promotion of Research and Facilities	6	0.00	0.00
3.2	Resource Mobilization for Research	10	28.00	2.80
3.3	Innovation Ecosystem	10	15.00	1.50
3.4	Research Publications and Awards	25	40.00	1.60

3.5	Consultancy	10	0.00	0.00
3.6	Extension Activities	50	0.00	0.00
3.7	Collaboration	20	30.00	1.50
	<b>Total</b>	<b>131</b>	<b>113.00</b>	<b>0.86</b>
<b>Criterion IV – Infrastructure and Learning Resources</b>				
4.1	Physical Facilities	16	64.00	4.00
4.4	Maintenance of Campus Infrastructure	10	20.00	2.00
	<b>Total</b>	<b>26</b>	<b>84.00</b>	<b>3.23</b>
<b>Criterion V - Student Support and Progression</b>				
5.1	Student Support	14	48.00	3.43
5.2	Student Progression	30	20.00	0.67
5.3	Student Participation and Activities	10	20.00	2.00
	<b>Total</b>	<b>54</b>	<b>88.00</b>	<b>1.63</b>
<b>Criterion VI – Governance, Leadership and Management</b>				
6.3	Faculty Empowerment Strategies	18	64.00	3.56
	<b>Total</b>	<b>18</b>	<b>64.00</b>	<b>3.56</b>
<b>Criterion VII – Institutional Values and Best Practices</b>				
7.1	Institutional Values and Social Responsibilities	27	26.00	0.96
7.2	Best Practices	30	60.00	2.00
7.3	Institutional Distinctiveness	20	40.00	2.00
	<b>Total</b>	<b>77</b>	<b>126.00</b>	<b>1.64</b>
	<b>Grand Total</b>	<b>686</b>	<b>1360.00</b>	<b>1.98</b>

## Values Comparison of Metrics in Key Indicators based on Performance (GPA)





## Scott Christian College (Autonomous), Nagercoil



AAA 2019 - 2020 - Assessment Sheet

Department of Zoology

### Qualitative & Quantitative Metrics

Metric	Parameter	QIM/QnM	Weightage	Score	Wtd. Score
<b>Criterion I – Curricular Aspects</b>					
<b>1.1</b>	<b>Curriculum Design and Development</b>				
1.1.1	Curricula developed/adopted having Learning Outcomes including Programme Outcomes (Pos), Programme specific outcomes (PSOs) and Course Outcomes (COs) for all the UG, PG and M.Phil programmes offered by the Department and mapped them with syllabus properly.	QIM	20	4	80
1.1.2	List of Programmes where syllabus revision was carried out during 2019-2020	QnM	20	0	0
1.1.3	Courses having focus on employability/ entrepreneurship/ skill development during 2019 - 2020	QnM	10	2	20
<b>1.1</b>	<b>Curriculum Design and Development</b>		<b>50</b>	<b>2</b>	<b>100</b>
<b>1.2</b>	<b>Academic Flexibility</b>				
1.2.1	New courses introduced of the total number of courses across all programs offered during 2019 - 2020.	QnM	20	0	0
1.2.2	Programs in which Choice Based Credit System (CBCS)/elective course system has been implemented (2019 - 2020)	QnM	20	4	80
<b>1.2</b>	<b>Academic Flexibility</b>		<b>40</b>	<b>2</b>	<b>80</b>
<b>1.3</b>	<b>Curriculum Enrichment</b>				
1.3.1	List of courses whose syllabus integrate Cross cutting Issues related to Gender/ Environment & Sustainability/Human Values & Professional Ethics.	QIM	10	4	40
1.3.2	List of Value-added courses imparting transferable and life skills offered during 2019-2020 with details of the students	QnM	10	0	0
1.3.3	(Average Percentage of students enrolled in the courses under 1.3.2 above) List of Value-added courses imparting transferable and life skills offered during 2019-2020 with details of the students	QnM	10	0	0

1.3.4	Details of students undertaking field projects / internships (2019 - 2020)	QnM	10	0	0
<b>1.3</b>	<b>Curriculum Enrichment</b>		40	1	40
<b>1.4</b>	<b>Feedback System</b>				
1.4.1	Structured feedback received from: 1) Students, 2) Teachers, 3) Employers, 4) Alumni 5) Parents, for design and review of syllabus - Semester wise /year wise (Weightage: 10 QnM) Options: A. Any 4 of the above B. Any 3 of the above C. Any 2 of the above D. Any 1 of the above E. None of the above	QnM	10	4	40
1.4.2	Feedback processes of the institution may be classified as follows: A) A. Feedback collected, analysed and action taken and report made available on website B) Feedback collected, analysed and action has been taken C) Feedback collected and analysed D) Feedback collected E) Feedback not obtained	QnM	10	4	40
<b>1.4</b>	<b>Feedback System</b>		20	4	80
<b>Criterion I – Curricular Aspects</b>			150	2	300
<b>Criterion II – Teaching-Learning and Evaluation</b>					
<b>2.2</b>	<b>Catering to Student Diversity</b>				
2.2.1	The institution assesses the learning levels of the students, after admission and organises special programs for advanced learners and slow learners	QIM	15	2	30
2.2.2	Student - Full time teacher ratio(current year data)	QnM	15	4	60
<b>2.2</b>	<b>Catering to Student Diversity</b>		30	3	90
<b>2.3</b>	<b>Teaching - Learning Process</b>				
2.3.1	Student centric methods, such as experiential learning, participative learning and problem solving methodologies are used for enhancing learning experiences	QIM	15	2	30
2.3.2	Teachers use ICT enabled tools including online resources for effective teaching and learning process	QIM	15	3	45
2.3.3	Ratio of students to mentor for academic and stress related issues (current year data)	QnM	10	4	40



2.3.4	Preparation and adherence to Academic Calendar and Teaching plans by the institution	QIM	10	1	10
<b>2.3</b>	<b>Teaching - Learning Process</b>		50	2.5	125
<b>2.4</b>	<b>Teacher Profile and Quality</b>				
2.4.1	Full time teachers against sanctioned posts during 2019-2020	QnM	15	4	60
2.4.2	Full time teachers with Ph.D. (/ D.M. / M.Ch. / D.N.B Super speciality / D.Sc. / D.Litt. )during 2019-2020	QnM	20	4	80
2.4.3	Teaching experience of full time teachers in same institution number of years (current year data)	QnM	15	3	45
<b>2.4</b>	<b>Teacher Profile and Quality</b>		50	3.7	185
<b>2.6</b>	<b>Student Performance and Learning Outcomes</b>				
2.6.1	i) Provide the web link displaying Programme Outcomes(PO)/Programme Specific Outcomes (PSO) / Course Outcomes (CO) for all programmes offered by the Department.	QIM	20	4	80
2.6.2	Evaluation of attainment of PO, PSO & CO	QIM	10		0
2.6.3	Passed out details of final year students	QnM	20	1	20
<b>2.6</b>	<b>Student Performance and Learning Outcomes</b>		50	2	100
<b>2.7</b>	<b>Student Satisfaction Survey</b>				
2.7.1	Online student satisfaction survey (SSS) regarding to teaching learning process.	QnM	50	1.7	85
<b>2.7</b>	<b>Student Satisfaction Survey</b>		50	1.7	85
<b>Criterion II – Teaching-Learning and Evaluation</b>			230	2.54	585
<b>Criterion III – Research, Innovations and Extension</b>					
<b>3.1</b>	<b>Promotion of Research and Facilities</b>				
3.1.3	Number of teachers awarded national/ international fellowship for advanced studies/ research during 2019-2020	QnM	6	0	0
<b>3.1</b>	<b>Promotion of Research and Facilities</b>		6	0	0
<b>3.2</b>	<b>Resource Mobilization for Research</b>				
3.2.1	Grants for research projects sponsored by the government, non-government sources such as industry, corporate houses, international bodies, endowments, Chairs in the institution during 2019-2020	QnM	2	4	8

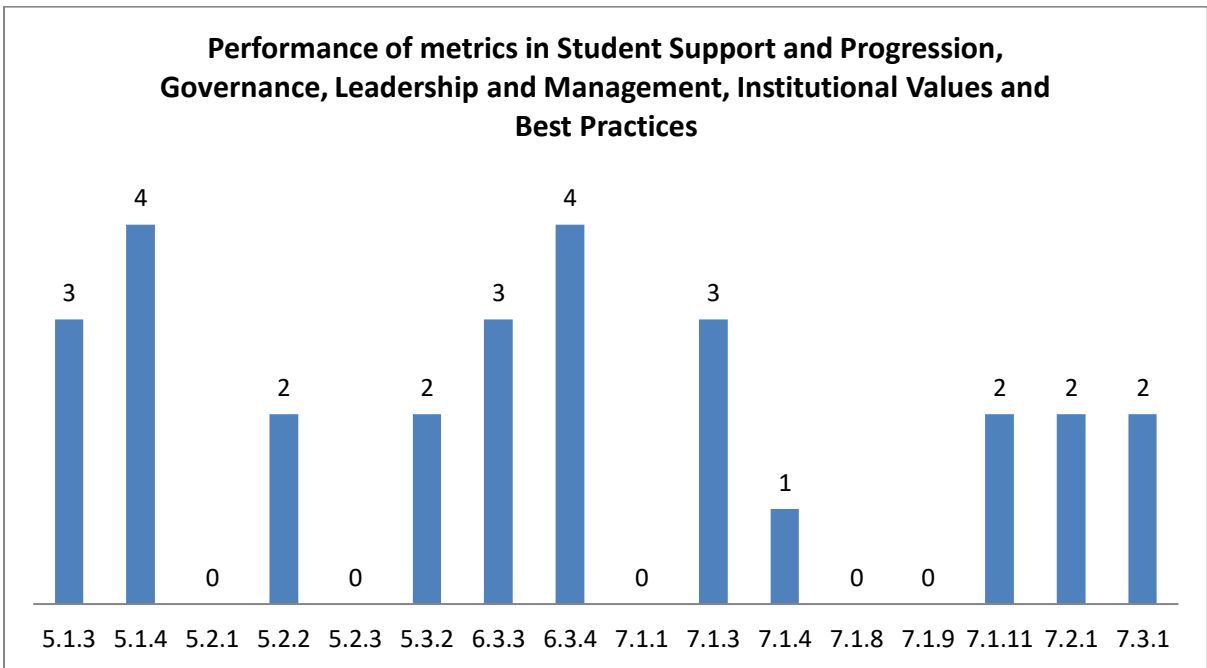
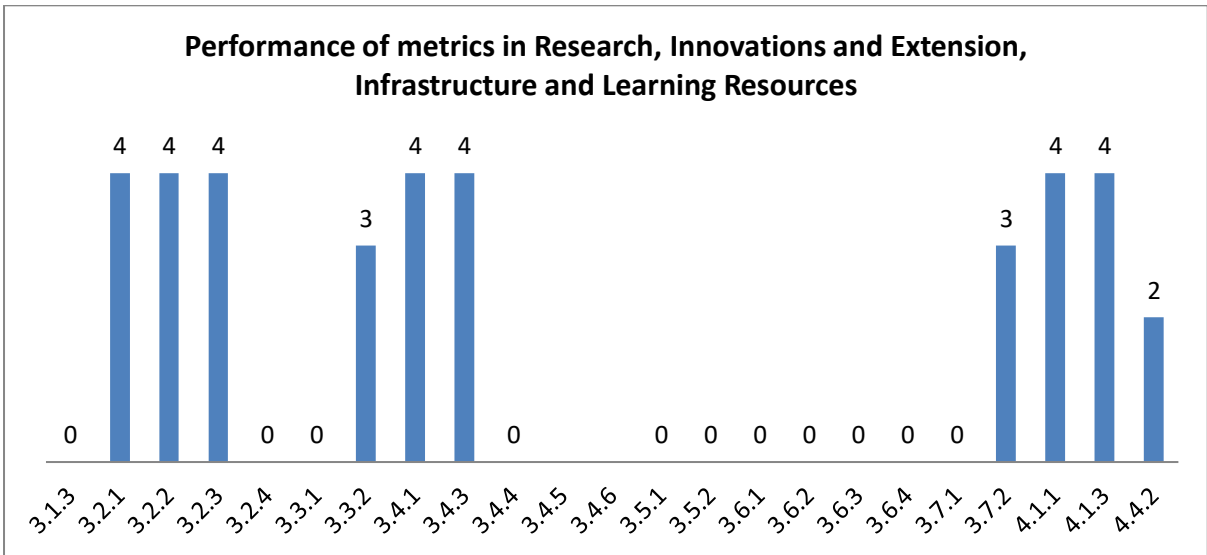
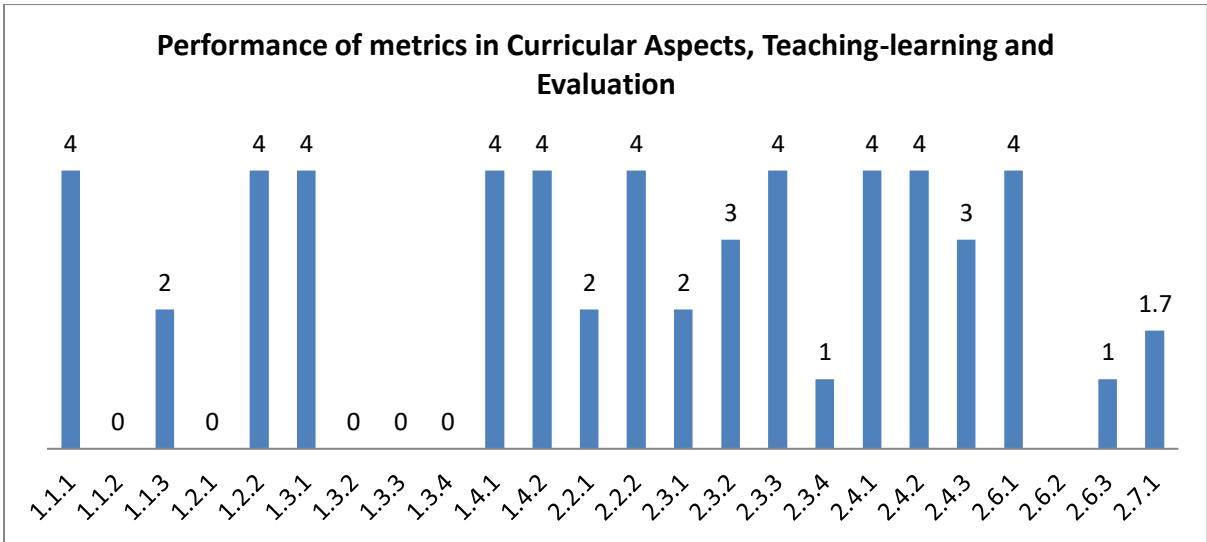
3.2.2	Number of teachers having research projects during the 2019 - 2020	QnM	2	4	<b>8</b>
3.2.3	Teachers recognised as research guides	QnM	3	4	<b>12</b>
3.2.4	Number of research projects per teacher funded by government and non-government agencies during 2019-2020	QnM	3	0	<b>0</b>
<b>3.2</b>	<b>Resource Mobilization for Research</b>		<b>10</b>	<b>2.8</b>	<b>28</b>
<b>3.3</b>	<b>Innovation Ecosystem</b>				
3.3.1	What are the innovation done by the Department / Club including Incubation Centre and other initiatives for creation and transfer of knowledge?	QIM	5	0	<b>0</b>
3.3.2	Number of workshops/seminars conducted on Research Methodology, Intellectual Property Rights (IPR) and entrepreneurship and skills development Industry-Academia Innovative practices during 2019-2020	QnM	5	3	<b>15</b>
<b>3.3</b>	<b>Innovation Ecosystem</b>		<b>10</b>	<b>1.5</b>	<b>15</b>
<b>3.4</b>	<b>Research Publications and Awards</b>				
3.4.1	The institution has a stated Code of Ethics to check malpractices and plagiarism in Research	QnM	5	4	20
3.4.3	Number of research papers per teacher in the Journals notified on UGC website during 2019-2020	QnM	5	4	20
3.4.4	Number of books and chapters in edited volumes / books published, and papers in national/international conference - proceedings per teacher during 2019-2020	QnM	5	0	0
3.4.5	Bibliometrics of the publications during 2019-2020 based on average citation index in Scopus/ Web of Science or Pub Med/ Indian Citation Index	QnM	5		0
3.4.6	Bibliometrics of the publications during 2019-20 based on Scopus/ Web of Science – h-index of the Department	QnM	5		0
<b>3.4</b>	<b>Research Publications and Awards</b>		<b>25</b>	<b>1.6</b>	<b>40</b>
<b>3.5</b>	<b>Consultancy</b>				
3.5.1	Revenue generated from consultancy corporate training during 2019-2020	QnM	5	0	0

3.5.2	Amount spent on developing facilities, training teachers and staff for undertaking consultancy during 2019 - 2020 (in Lakhs)	QnM	5	0	0
<b>3.5</b>	<b>Consultancy</b>		10	0	0
<b>3.6</b>	<b>Extension Activities</b>				
3.6.1	What are the Extension activities in the neighborhood community in terms of impact and sensitizing students to social issues and holistic development during 2019-2020?	QIM	10	0	0
3.6.2	Number of awards and recognition received for extension activities from Government /recognized bodies during 2019 - 2020	QnM	15	0	0
3.6.3	Number of extension and outreach Programmes conducted in collaboration with industry, community and Non-Government Organizations through NSS/NCC/Red cross/YRC etc., during 2019-2020	QnM	10	0	0
3.6.4	Students participating in extension activities with Government Organizations, Non-Government Organizations and Programmes such as Swachh Bharat, Aids Awareness, Gender Issue, etc. during 2019-2020	QnM	15	0	0
<b>3.6</b>	<b>Extension Activities</b>		50	0	0
<b>3.7</b>	<b>Collaboration</b>				
3.7.1	Number of Collaborative activities for research, faculty exchange, student exchange / internship/ on –the-job training/ project work	QnM	10	0	0
3.7.2	Number of functional MoUs with institutions of national, international importance, other universities, industries, corporate houses etc. during 2019-2020	QnM	10	3	30
<b>3.7</b>	<b>Collaboration</b>		20	1.5	30
<b>Criterion III – Research, Innovations and Extension</b>			131	0.86	113
<b>Criterion IV – Infrastructure and Learning Resources</b>					
<b>4.1</b>	<b>Physical Facilities</b>				
4.1.1	The institution has adequate facilities for teaching – learning, viz., classrooms, laboratories, computing equipment, etc.	QIM	6	4	24

4.1.3	Percentage of classrooms and seminar halls with ICT – enabled facilities such as smart class, LMS, etc.	QnM	10	4	40
<b>4.1</b>	<b>Physical Facilities</b>		16	4	64
<b>4.4</b>	<b>Maintenance of Campus Infrastructure</b>				
4.4.2	Provide the Service/Maintenance Record	QIM	10	2	20
<b>4.4</b>	<b>Maintenance of Campus Infrastructure</b>		10	2	20
<b>Criterion IV – Infrastructure and Learning Resources</b>			26	3.23	84
<b>Criterion V - Student Support and Progression</b>					
<b>5.1</b>	<b>Student Support</b>				
5.1.3	Number of capability enhancement and development schemes 1. Soft skills 2. Language and communication skills 3. Life skills (Yoga, physical fitness, health and hygiene) 4. Awareness of trends in technology (Opt one)	QnM	8	3	24
5.1.4	Students benefited by guidance for competitive examinations and career counseling offered by the institution during 2019-2020	QnM	6	4	24
<b>5.1</b>	<b>Student Support</b>		14	3.43	48
<b>5.2</b>	<b>Student Progression</b>				
5.2.1	Placement of outgoing students during 2019-2020	QnM	10	0	0
5.2.2	Student progression to higher education (previous graduating batch i.e., 2019 - 2020)	QnM	10	2	20
5.2.3	Students qualifying in state/ national/ international level examinations during 2019-2020 (eg: NET/ SLET/GATE/GMAT /CAT, GRE/TOFEL/Civil Services/State government examinations)	QnM	10	0	0
<b>5.2</b>	<b>Student Progression</b>		30	0.67	20
<b>5.3</b>	<b>Student Participation and Activities</b>				
5.3.2	Presence of an active Student Council & representation of students on academic & administrative bodies/committees	QIM	10	2	20
<b>5.3</b>	<b>Student Participation and Activities</b>		10	2	20
<b>Criterion V - Student Support and Progression</b>			54	1.63	88

	<b>Criterion VI – Governance, Leadership and Management</b>				
<b>6.3</b>	<b>Faculty Empowerment Strategies</b>				
6.3.3	Number of professional development / administrative training Programmes organized by the Institution for teaching and non teaching staff during 2019-2020	QnM	8	3	24
6.3.4	Teachers attending professional development Programmes, viz., Orientation Programme, Refresher Course, Short Term Course, Faculty Development Programmes during 2019-2020	QnM	10	4	40
<b>6.3</b>	<b>Faculty Empowerment Strategies</b>		<b>18</b>	<b>3.56</b>	<b>64</b>
<b>Criterion VI – Governance, Leadership and Management</b>			<b>18</b>	<b>3.56</b>	<b>64</b>
	<b>Criterion VII – Institutional Values and Best Practices</b>				
<b>7.1</b>	<b>Institutional Values and Social Responsibilities</b>				
7.1.1	Number of gender equity promotion Programmes organized by the department/club/cell/ unit during 2019-2020	QIM	5	0	<b>0</b>
7.1.3	Waste Management steps including: a) Solid waste management b) Liquid waste management c) Biomedical waste management d) E-waste management e) Waste recycling system f) Hazardous chemicals and radioactive waste management	QIM	4	3	<b>12</b>
7.1.4	Rain water harvesting structures and utilization : 1. Rain water harvesting 2. Borewell /Open well recharge 3. Construction of tanks and bunds 4. Waste water recycling 5. Maintenance of water bodies and distribution system in the campus	QnM	4	1	<b>4</b>
7.1.8	Institutional efforts/initiatives in providing an inclusive environment i.e., tolerance and harmony towards cultural, regional, linguistic, communal socioeconomic and other diversities	QIM	5	0	<b>0</b>

7.1.9	Sensitization of students and employees of the Institution to the constitutional obligations: values, rights, duties and responsibilities of citizens	QIM	4	0	0
7.1.11	Institution celebrates / organizes national and international commemorative days, events and festivals	QIM	5	2	10
<b>7.1</b>	<b>Institutional Values and Social Responsibilities</b>		27	0.96	26
<b>7.2</b>	<b>Best Practices</b>				
7.2.1	Describe any one best practice followed by the Department/ Body / Committee / Club/Unit	QIM	30	2	60
<b>7.2</b>	<b>Best Practices</b>		30	2	60
<b>7.3</b>	<b>Institutional Distinctiveness</b>				
7.3.1	Describe/Explain the performance the Department in one area distinctive to its Vision, Priority & Thrust	QIM	20	2	40
<b>7.3</b>	<b>Institutional Distinctiveness</b>		20	2	40
<b>Criterion VII – Institutional Values and Best Practices</b>			77	1.64	126
	<b>Criteria-wise Assessment</b>		<b>Weightage (W)</b>	<b>Score</b>	<b>Wtd Grade Point (WGP)</b>
1	Curricular Aspects		150.00	2.00	300.00
2	Teaching, Learning & Evaluation		230.00	2.54	585.00
3	Research, Innovation & Extension		131.00	0.86	113.00
4	Infrastructure & Learning resources		26.00	3.23	84.00
5	Student Support & Progression		54.00	1.63	88.00
6	Governance, Leadership & Management		18.00	3.56	64.00
7	Institutional values & Best Practices		77.00	1.64	126.00
	<b>Overall:-</b>		686.00	1.98	1360.00



## Department : Zoology

### Academic and Administrative Audit - 2019-2020

#### Strengths and Weaknesses

##### Strengths :

- ✓ Feedback System
- ✓ Physical Facilities
- ✓ Teacher Profile and Quality
- ✓ Faculty Empowerment Strategies
- ✓ Student Support
- ✓ Catering to Student Diversity

##### Weaknesses :

- Resource Mobilization for Research
- Teaching - Learning Process
- Curriculum Design and Development
- Academic Flexibility
- Student Performance and Learning Outcomes
- Maintenance of Campus Infrastructure
- Student Participation and Activities
- Best Practices
- Institutional Distinctiveness
- Student Satisfaction Survey
- Research Publications and Awards
- Innovation Ecosystem
- Collaboration
- Curriculum Enrichment
- Institutional Values and Social Responsibilities
- Student Progression
- Promotion of Research and Facilities
- Consultancy
- Extension Activities





**Scott Christian College (Autonomous)**  
Nagercoil – 629 003, Tamil Nadu, India

**INTERNAL QUALITY ASSURANCE CELL**



# **ACADEMIC & ADMINISTRATIVE AUDIT 2019 - 2020**

## **DEPARTMENT OF ECONOMICS**

**GRADE**

**C**

**Score : 1.75/4**

Department : Economics

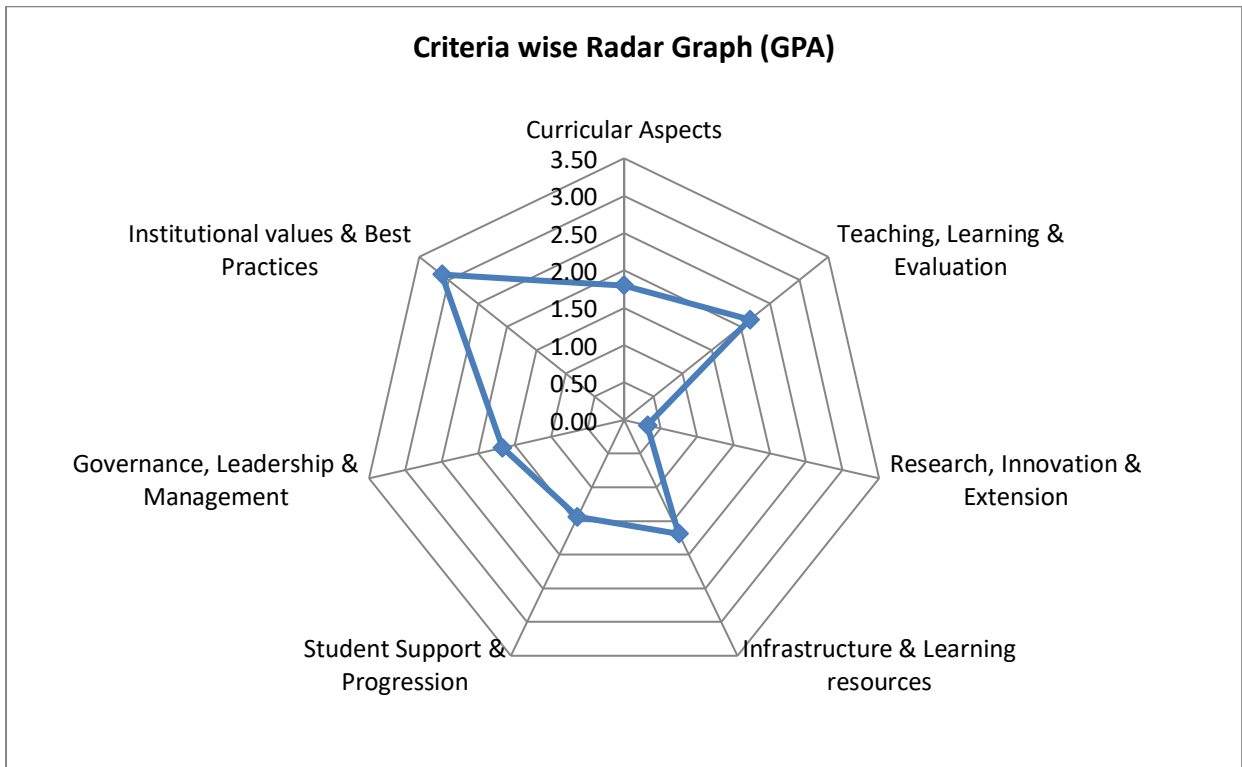
Academic and Administrative Audit - 2019-2020

No	Criteria	Weightage (W1)	Criterion-wise Weighted Grade Point (CrWGP1)	Grade Point Averages (CrWGP <sub>i</sub> /W <sub>i</sub> )
1	Curricular Aspects	150.00	270.00	1.80
2	Teaching, Learning & Evaluation	230.00	495.00	2.15
3	Research, Innovation & Extension	131.00	42.00	0.32
4	Infrastructure & Learning resources	26.00	44.00	1.69
5	Student Support & Progression	54.00	78.00	1.44
6	Governance, Leadership & Management	18.00	30.00	1.67
7	Institutional values & Best Practices	77.00	240.00	3.12
	<b>Total</b>	<b>686.00</b>	<b>1199.00</b>	<b>1.75</b>
	<b>CGPA :</b>	<b>1.75</b>		

Dean IQAC

Principal

**Department : Economics**

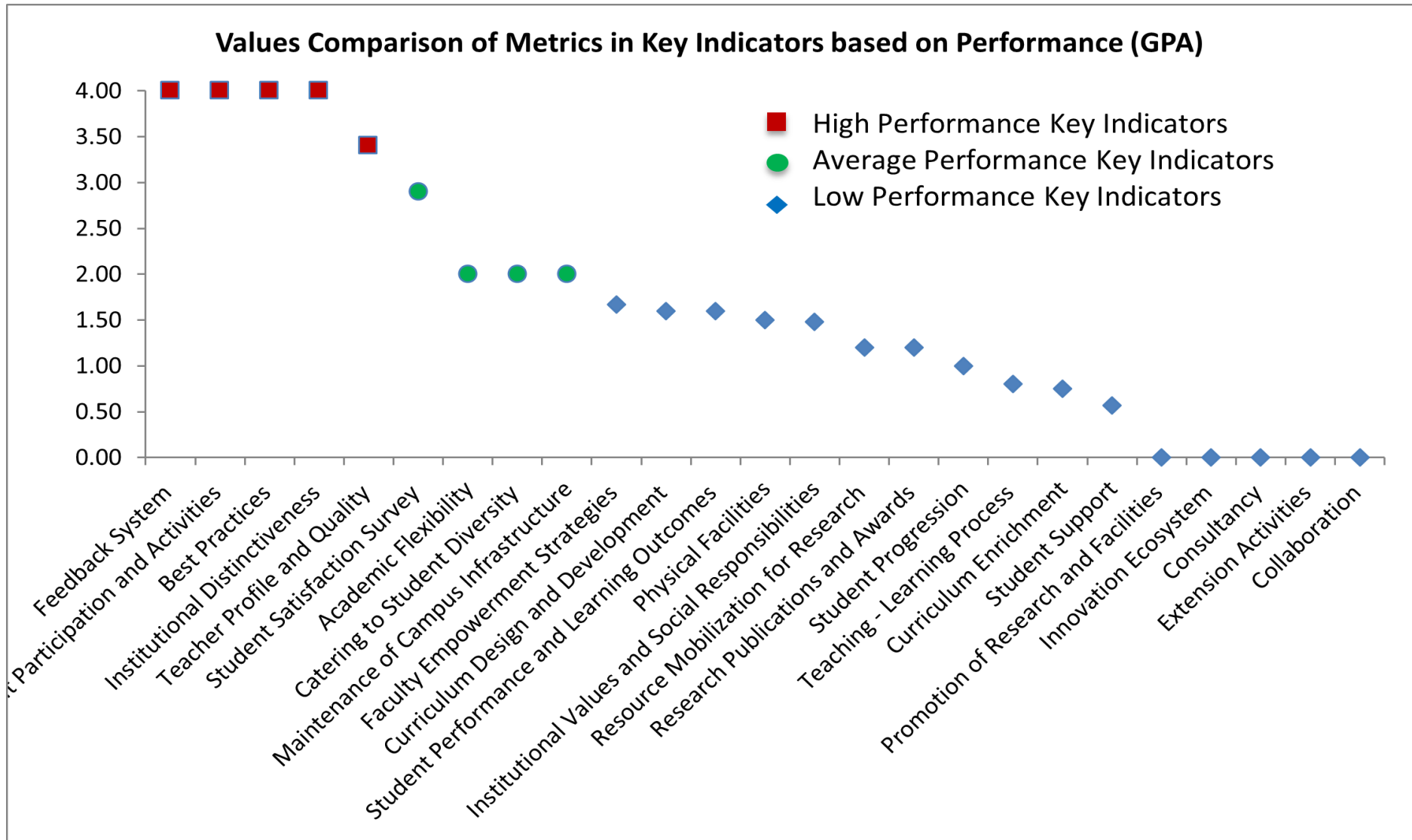


Department : Economics

Academic and Administrative Audit - 2019-2020

No	Criteria and Key Indicators	Key Indicator Weightage (W <sub>i</sub> )	Key Indicator Wise Weighted Grade Points (KIWGP) <sub>i</sub>	Grade Point Averages (CrWGPI/W <sub>i</sub> )
<b>Criterion I – Curricular Aspects</b>				
1.1	Curriculum Design and Development	50	80.00	1.60
1.2	Academic Flexibility	40	80.00	2.00
1.3	Curriculum Enrichment	40	30.00	0.75
1.4	Feedback System	20	80.00	4.00
	<b>Total</b>	<b>150</b>	<b>270.00</b>	<b>1.80</b>
<b>Criterion II – Teaching-Learning and Evaluation</b>				
2.2	Catering to Student Diversity	30	60.00	2.00
2.3	Teaching - Learning Process	50	40.00	0.80
2.4	Teacher Profile and Quality	50	170.00	3.40
2.6	Student Performance and Learning Outcomes	50	80.00	1.60
2.7	Student Satisfaction Survey	50	145.00	2.90
	<b>Total</b>	<b>230</b>	<b>495.00</b>	<b>2.15</b>
<b>Criterion III – Research, Innovations and Extension</b>				
3.1	Promotion of Research and Facilities	6	0.00	0.00
3.2	Resource Mobilization for Research	10	12.00	1.20
3.3	Innovation Ecosystem	10	0.00	0.00
3.4	Research Publications and Awards	25	30.00	1.20
3.5	Consultancy	10	0.00	0.00

3.6	Extension Activities	50	0.00	0.00
3.7	Collaboration	20	0.00	0.00
	<b>Total</b>	<b>131</b>	<b>42.00</b>	<b>0.32</b>
<b>Criterion IV – Infrastructure and Learning Resources</b>				
4.1	Physical Facilities	16	24.00	1.50
4.4	Maintenance of Campus Infrastructure	10	20.00	2.00
	<b>Total</b>	<b>26</b>	<b>44.00</b>	<b>1.69</b>
<b>Criterion V - Student Support and Progression</b>				
5.1	Student Support	14	8.00	0.57
5.2	Student Progression	30	30.00	1.00
5.3	Student Participation and Activities	10	40.00	4.00
	<b>Total</b>	<b>54</b>	<b>78.00</b>	<b>1.44</b>
<b>Criterion VI – Governance, Leadership and Management</b>				
6.3	Faculty Empowerment Strategies	18	30.00	1.67
	<b>Total</b>	<b>18</b>	<b>30.00</b>	<b>1.67</b>
<b>Criterion VII – Institutional Values and Best Practices</b>				
7.1	Institutional Values and Social Responsibilities	27	40.00	1.48
7.2	Best Practices	30	120.00	4.00
7.3	Institutional Distinctiveness	20	80.00	4.00
	<b>Total</b>	<b>77</b>	<b>240.00</b>	<b>3.12</b>
	<b>Grand Total</b>	<b>686</b>	<b>1199.00</b>	<b>1.75</b>





## Scott Christian College (Autonomous), Nagercoil



AAA 2019 - 2020 - Assessment Sheet

Department of Economics

### Qualitative & Quantitative Metrics

Metric	Parameter	QIM/QnM	Weightage	Score	Wtd. Score
<b>Criterion I – Curricular Aspects</b>					
<b>1.1</b>	<b>Curriculum Design and Development</b>				
1.1.1	Curricula developed/adopted having Learning Outcomes including Programme Outcomes (Pos), Programme specific outcomes (PSOs) and Course Outcomes (COs) for all the UG, PG and M.Phil programmes offered by the Department and mapped them with syllabus properly.	QIM	20	4	80
1.1.2	List of Programmes where syllabus revision was carried out during 2019-2020	QnM	20	0	0
1.1.3	Courses having focus on employability/ entrepreneurship/ skill development during 2019 - 2020	QnM	10	0	0
<b>1.1</b>	<b>Curriculum Design and Development</b>		<b>50</b>	<b>1.6</b>	<b>80</b>
<b>1.2</b>	<b>Academic Flexibility</b>				
1.2.1	New courses introduced of the total number of courses across all programs offered during 2019 - 2020.	QnM	20	0	0
1.2.2	Programs in which Choice Based Credit System (CBCS)/elective course system has been implemented (2019 - 2020)	QnM	20	4	80
<b>1.2</b>	<b>Academic Flexibility</b>		<b>40</b>	<b>2</b>	<b>80</b>
<b>1.3</b>	<b>Curriculum Enrichment</b>				
1.3.1	List of courses whose syllabus integrate Cross cutting Issues related to Gender/ Environment & Sustainability/Human Values & Professional Ethics.	QIM	10	3	30
1.3.2	List of Value-added courses imparting transferable and life skills offered during 2019-2020 with details of the students	QnM	10	0	0
1.3.3	(Average Percentage of students enrolled in the courses under 1.3.2 above) List of Value-added courses imparting transferable and life skills offered during 2019-2020 with details of the students	QnM	10	0	0

1.3.4	Details of students undertaking field projects / internships (2019 - 2020)	QnM	10	0	0
<b>1.3</b>	<b>Curriculum Enrichment</b>		40	0.75	30
<b>1.4</b>	<b>Feedback System</b>				
1.4.1	Structured feedback received from: 1) Students, 2) Teachers, 3) Employers, 4) Alumni 5) Parents, for design and review of syllabus - Semester wise /year wise (Weightage: 10 QnM) Options: A. Any 4 of the above B. Any 3 of the above C. Any 2 of the above D. Any 1 of the above E. None of the above	QnM	10	4	40
1.4.2	Feedback processes of the institution may be classified as follows: A) A. Feedback collected, analysed and action taken and report made available on website B) Feedback collected, analysed and action has been taken C) Feedback collected and analysed D) Feedback collected E) Feedback not obtained	QnM	10	4	40
<b>1.4</b>	<b>Feedback System</b>		20	4	80
<b>Criterion I – Curricular Aspects</b>			150	1.8	270
<b>Criterion II – Teaching-Learning and Evaluation</b>					
<b>2.2</b>	<b>Catering to Student Diversity</b>				
2.2.1	The institution assesses the learning levels of the students, after admission and organises special programs for advanced learners and slow learners	QIM	15	0	0
2.2.2	Student - Full time teacher ratio(current year data)	QnM	15	4	60
<b>2.2</b>	<b>Catering to Student Diversity</b>		30	2	60
<b>2.3</b>	<b>Teaching - Learning Process</b>				
2.3.1	Student centric methods, such as experiential learning, participative learning and problem solving methodologies are used for enhancing learning experiences	QIM	15	0	0
2.3.2	Teachers use ICT enabled tools including online resources for effective teaching and learning process	QIM	15	0	0
2.3.3	Ratio of students to mentor for academic and stress related issues (current year data)	QnM	10	4	40
2.3.4	Preparation and adherence to Academic Calendar and Teaching plans by the institution	QIM	10	0	0
<b>2.3</b>	<b>Teaching - Learning Process</b>		50	0.8	40



<b>2.4</b>	<b>Teacher Profile and Quality</b>				
2.4.1	Full time teachers against sanctioned posts during 2019-2020	QnM	15	4	60
2.4.2	Full time teachers with Ph.D. (/ D.M. / M.Ch. / D.N.B Super speciality / D.Sc. / D.Litt. )during 2019-2020	QnM	20	4	80
2.4.3	Teaching experience of full time teachers in same institution number of years (current year data)	QnM	15	2	30
<b>2.4</b>	<b>Teacher Profile and Quality</b>		50	3.4	170
<b>2.6</b>	<b>Student Performance and Learning Outcomes</b>				
2.6.1	i) Provide the web link displaying Programme Outcomes(PO)/Programme Specific Outcomes (PSO) / Course Outcomes (CO) for all programmes offered by the Department.	QIM	20	4	80
2.6.2	Evaluation of attainment of PO, PSO & CO	QIM	10	0	0
2.6.3	Passed out details of final year students	QnM	20	0	0
<b>2.6</b>	<b>Student Performance and Learning Outcomes</b>		50	1.6	80
<b>2.7</b>	<b>Student Satisfaction Survey</b>				
2.7.1	Online student satisfaction survey (SSS) regarding to teaching learning process.	QnM	50	<b>2.9</b>	<b>145</b>
<b>2.7</b>	<b>Student Satisfaction Survey</b>		50	2.9	145
<b>Criterion II – Teaching-Learning and Evaluation</b>			230	2.15	495
<b>Criterion III – Research, Innovations and Extension</b>					
<b>3.1</b>	<b>Promotion of Research and Facilities</b>				
3.1.3	Number of teachers awarded national/ international fellowship for advanced studies/ research during 2019-2020	QnM	6	0	<b>0</b>
<b>3.1</b>	<b>Promotion of Research and Facilities</b>		6	0	0
<b>3.2</b>	<b>Resource Mobilization for Research</b>				
3.2.1	Grants for research projects sponsored by the government, non-government sources such as industry, corporate houses, international bodies, endowments, Chairs in the institution during 2019-2020	QnM	2	0	<b>0</b>
3.2.2	Number of teachers having research projects during the 2019 - 2020	QnM	2	0	<b>0</b>
3.2.3	Teachers recognised as research guides	QnM	3	4	<b>12</b>

3.2.4	Number of research projects per teacher funded by government and non-government agencies during 2019-2020	QnM	3	0	0
<b>3.2</b>	<b>Resource Mobilization for Research</b>		10	1.2	12
<b>3.3</b>	<b>Innovation Ecosystem</b>				
3.3.1	What are the innovation done by the Department / Club including Incubation Centre and other initiatives for creation and transfer of knowledge?	QIM	5	0	0
3.3.2	Number of workshops/seminars conducted on Research Methodology, Intellectual Property Rights (IPR) and entrepreneurship and skills development Industry-Academia Innovative practices during 2019-2020	QnM	5	0	0
<b>3.3</b>	<b>Innovation Ecosystem</b>		10	0	0
<b>3.4</b>	<b>Research Publications and Awards</b>				
3.4.1	The institution has a stated Code of Ethics to check malpractices and plagiarism in Research	QnM	5	0	0
3.4.3	Number of research papers per teacher in the Journals notified on UGC website during 2019-2020	QnM	5	4	20
3.4.4	Number of books and chapters in edited volumes / books published, and papers in national/international conference - proceedings per teacher during 2019-2020	QnM	5	2	10
3.4.5	Bibliometrics of the publications during 2019-2020 based on average citation index in Scopus/ Web of Science or Pub Med/ Indian Citation Index	QnM	5		0
3.4.6	Bibliometrics of the publications during 2019-20 based on Scopus/ Web of Science – h-index of the Department	QnM	5		0
<b>3.4</b>	<b>Research Publications and Awards</b>		25	1.2	30
<b>3.5</b>	<b>Consultancy</b>				
3.5.1	Revenue generated from consultancy corporate training during 2019-2020	QnM	5	0	0
3.5.2	Amount spent on developing facilities, training teachers and staff for undertaking consultancy during 2019 - 2020 (in Lakhs)	QnM	5	0	0
<b>3.5</b>	<b>Consultancy</b>		10	0	0

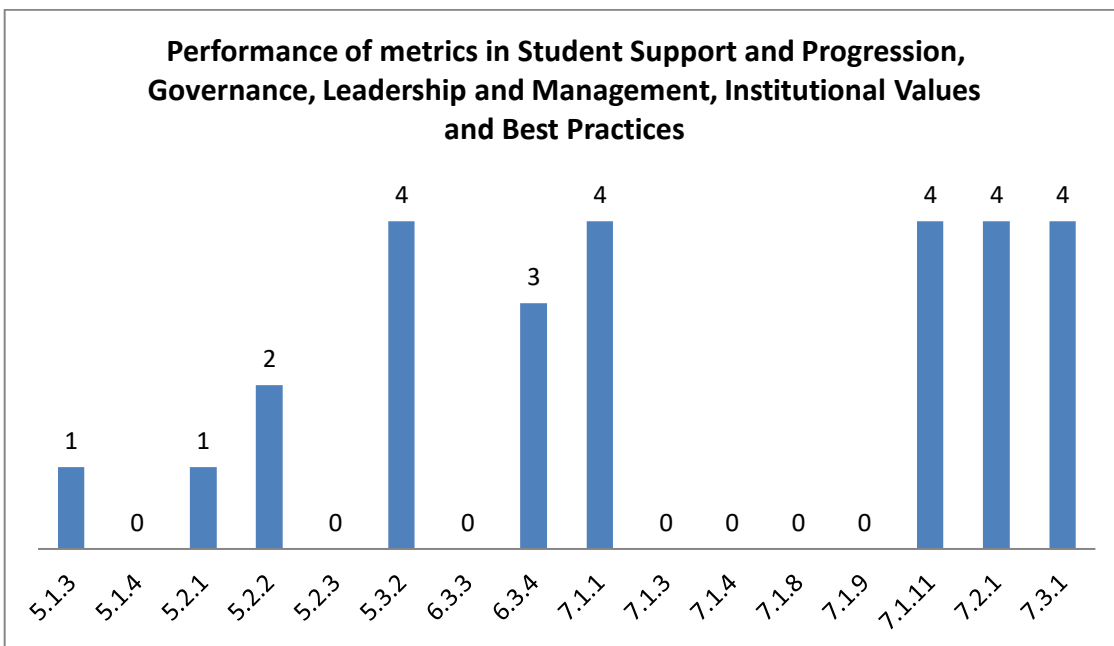
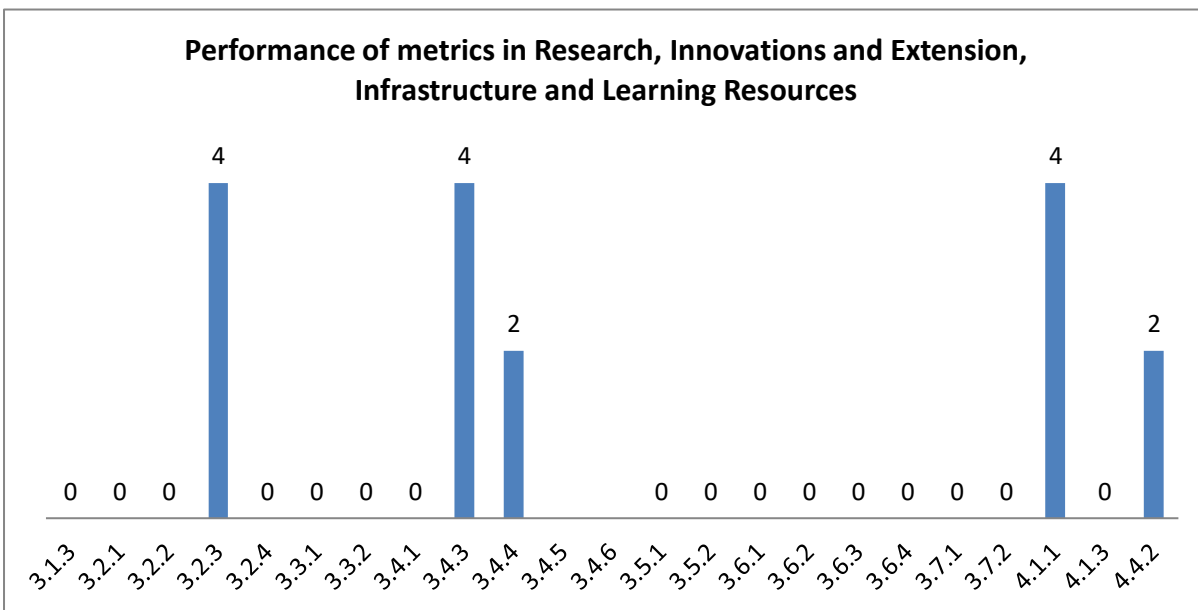
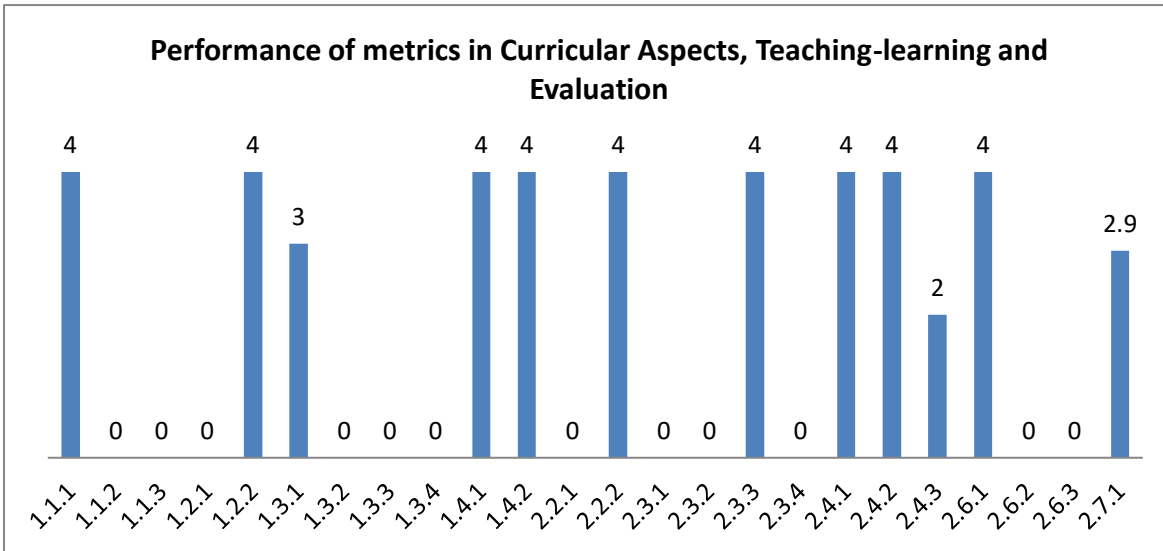
<b>3.6</b>	<b>Extension Activities</b>				
3.6.1	What are the Extension activities in the neighborhood community in terms of impact and sensitizing students to social issues and holistic development during 2019-2020?	QIM	10	0	0
3.6.2	Number of awards and recognition received for extension activities from Government /recognized bodies during 2019 - 2020	QnM	15	0	0
3.6.3	Number of extension and outreach Programmes conducted in collaboration with industry, community and Non- Government Organizations through NSS/NCC/Red cross/YRC etc., during 2019-2020	QnM	10	0	0
3.6.4	Students participating in extension activities with Government Organizations, Non-Government Organizations and Programmes such as Swachh Bharat, Aids Awareness, Gender Issue, etc. during 2019-2020	QnM	15	0	0
<b>3.6</b>	<b>Extension Activities</b>		<b>50</b>	<b>0</b>	<b>0</b>
<b>3.7</b>	<b>Collaboration</b>				
3.7.1	Number of Collaborative activities for research, faculty exchange, student exchange / internship/ on –the-job training/ project work	QnM	10	0	<b>0</b>
3.7.2	Number of functional MoUs with institutions of national, international importance, other universities, industries, corporate houses etc. during 2019-2020	QnM	10	0	<b>0</b>
<b>3.7</b>	<b>Collaboration</b>		<b>20</b>	<b>0</b>	<b>0</b>
<b>Criterion III – Research, Innovations and Extension</b>			<b>131</b>	<b>0.32</b>	<b>42</b>
<b>Criterion IV – Infrastructure and Learning Resources</b>					
<b>4.1</b>	<b>Physical Facilities</b>				
4.1.1	The institution has adequate facilities for teaching – learning, viz., classrooms, laboratories, computing equipment, etc.	QIM	6	4	24
4.1.3	Percentage of classrooms and seminar halls with ICT – enabled facilities such as smart class, LMS, etc.	QnM	10	0	0
<b>4.1</b>	<b>Physical Facilities</b>		<b>16</b>	<b>1.5</b>	<b>24</b>
<b>4.4</b>	<b>Maintenance of Campus Infrastructure</b>				
4.4.2	Provide the Service/Maintenance Record	QIM	10	2	20
<b>4.4</b>	<b>Maintenance of Campus Infrastructure</b>		<b>10</b>	<b>2</b>	<b>20</b>
<b>Criterion IV – Infrastructure and Learning Resources</b>			<b>26</b>	<b>1.69</b>	<b>44</b>

	<b>Criterion V - Student Support and Progression</b>				
<b>5.1</b>	<b>Student Support</b>				
5.1.3	Number of capability enhancement and development schemes 1. Soft skills 2. Language and communication skills 3. Life skills (Yoga, physical fitness, health and hygiene) 4. Awareness of trends in technology (Opt one)	QnM	8	1	8
5.1.4	Students benefited by guidance for competitive examinations and career counseling offered by the institution during 2019-2020	QnM	6	0	0
<b>5.1</b>	<b>Student Support</b>		14	0.57	8
<b>5.2</b>	<b>Student Progression</b>				
5.2.1	Placement of outgoing students during 2019-2020	QnM	10	1	10
5.2.2	Student progression to higher education (previous graduating batch i.e., 2019 - 2020)	QnM	10	2	20
5.2.3	Students qualifying in state/ national/ international level examinations during 2019-2020 (eg: NET/ SLET/GATE/GMAT /CAT, GRE/TOFEL/Civil Services/State government examinations)	QnM	10	0	0
<b>5.2</b>	<b>Student Progression</b>		30	1	30
<b>5.3</b>	<b>Student Participation and Activities</b>				
5.3.2	Presence of an active Student Council & representation of students on academic & administrative bodies/committees	QIM	10	4	40
<b>5.3</b>	<b>Student Participation and Activities</b>		10	4	40
<b>Criterion V - Student Support and Progression</b>			54	1.44	78
	<b>Criterion VI – Governance, Leadership and Management</b>				
<b>6.3</b>	<b>Faculty Empowerment Strategies</b>				
6.3.3	Number of professional development / administrative training Programmes organized by the Institution for teaching and non teaching staff during 2019-2020	QnM	8	0	0
6.3.4	Teachers attending professional development Programmes, viz., Orientation Programme, Refresher Course, Short Term Course, Faculty Development Programmes during 2019-2020	QnM	10	3	30
<b>6.3</b>	<b>Faculty Empowerment Strategies</b>		18	1.67	30
<b>Criterion VI – Governance, Leadership and Management</b>			18	1.67	30

<b>Criterion VII – Institutional Values and Best Practices</b>					
<b>7.1</b>	<b>Institutional Values and Social Responsibilities</b>				
7.1.1	Number of gender equity promotion Programmes organized by the department/club/cell/ unit during 2019-2020	QIM	5	4	20
7.1.3	Waste Management steps including: a) Solid waste management b) Liquid waste management c) Biomedical waste management d) E-waste management e) Waste recycling system f) Hazardous chemicals and radioactive waste management	QIM	4	0	0
7.1.4	Rain water harvesting structures and utilization : 1. Rain water harvesting 2. Borewell /Open well recharge 3. Construction of tanks and bunds 4. Waste water recycling 5. Maintenance of water bodies and distribution system in the campus	QnM	4	0	0
7.1.8	Institutional efforts/initiatives in providing an inclusive environment i.e., tolerance and harmony towards cultural, regional, linguistic, communal socioeconomic and other diversities	QIM	5	0	0
7.1.9	Sensitization of students and employees of the Institution to the constitutional obligations: values, rights, duties and responsibilities of citizens	QIM	4	0	0
7.1.11	Institution celebrates / organizes national and international commemorative days, events and festivals	QIM	5	4	20
<b>7.1</b>	<b>Institutional Values and Social Responsibilities</b>		27	1.48	40
<b>7.2</b>	<b>Best Practices</b>				
7.2.1	Describe any one best practice followed by the Department/ Body / Committee / Club/Unit	QIM	30	4	120
<b>7.2</b>	<b>Best Practices</b>		30	4	120
<b>7.3</b>	<b>Institutional Distinctiveness</b>				
7.3.1	Describe/Explain the performance the Department in one area distinctive to its Vision, Priority & Thrust	QIM	20	4	80
<b>7.3</b>	<b>Institutional Distinctiveness</b>		20	4	80
<b>Criterion VII – Institutional Values and Best Practices</b>			77	3.12	240

	<b>Criteria-wise Assessment</b>		<b>Weightage (W)</b>	<b>Score</b>	<b>Wtd Grade Point (WGP)</b>
1	Curricular Aspects		150.00	1.80	270.00
2	Teaching, Learning & Evaluation		230.00	2.15	495.00
3	Research, Innovation & Extension		131.00	0.32	42.00
4	Infrastructure & Learning resources		26.00	1.69	44.00
5	Student Support & Progression		54.00	1.44	78.00
6	Governance, Leadership & Management		18.00	1.67	30.00
7	Institutional values & Best Practices		77.00	3.12	240.00
	<b>Overall:-</b>		<b>686.00</b>	<b>1.75</b>	<b>1199.00</b>





## Department : Economics

### Academic and Administrative Audit - 2019-2020

#### Strengths and Weaknesses

##### Strengths :

- ✓ Feedback System
- ✓ Student Participation and Activities
- ✓ Best Practices
- ✓ Institutional Distinctiveness
- ✓ Teacher Profile and Quality

##### Weaknesses :

- Student Satisfaction Survey
- Academic Flexibility
- Catering to Student Diversity
- Maintenance of Campus Infrastructure
- Faculty Empowerment Strategies
- Curriculum Design and Development
- Student Performance and Learning Outcomes
- Physical Facilities
- Institutional Values and Social Responsibilities
- Resource Mobilization for Research
- Research Publications and Awards
- Student Progression
- Teaching - Learning Process
- Curriculum Enrichment
- Student Support
- Promotion of Research and Facilities
- Innovation Ecosystem
- Consultancy
- Extension Activities
- Collaboration





**Scott Christian College (Autonomous)**  
Nagercoil – 629 003, Tamil Nadu, India

**INTERNAL QUALITY ASSURANCE CELL**



# **ACADEMIC & ADMINISTRATIVE AUDIT 2019 - 2020**

## **DEPARTMENT OF HISTORY**

**GRADE**

**C**

**Score : 1.68/4**

**Department : History**

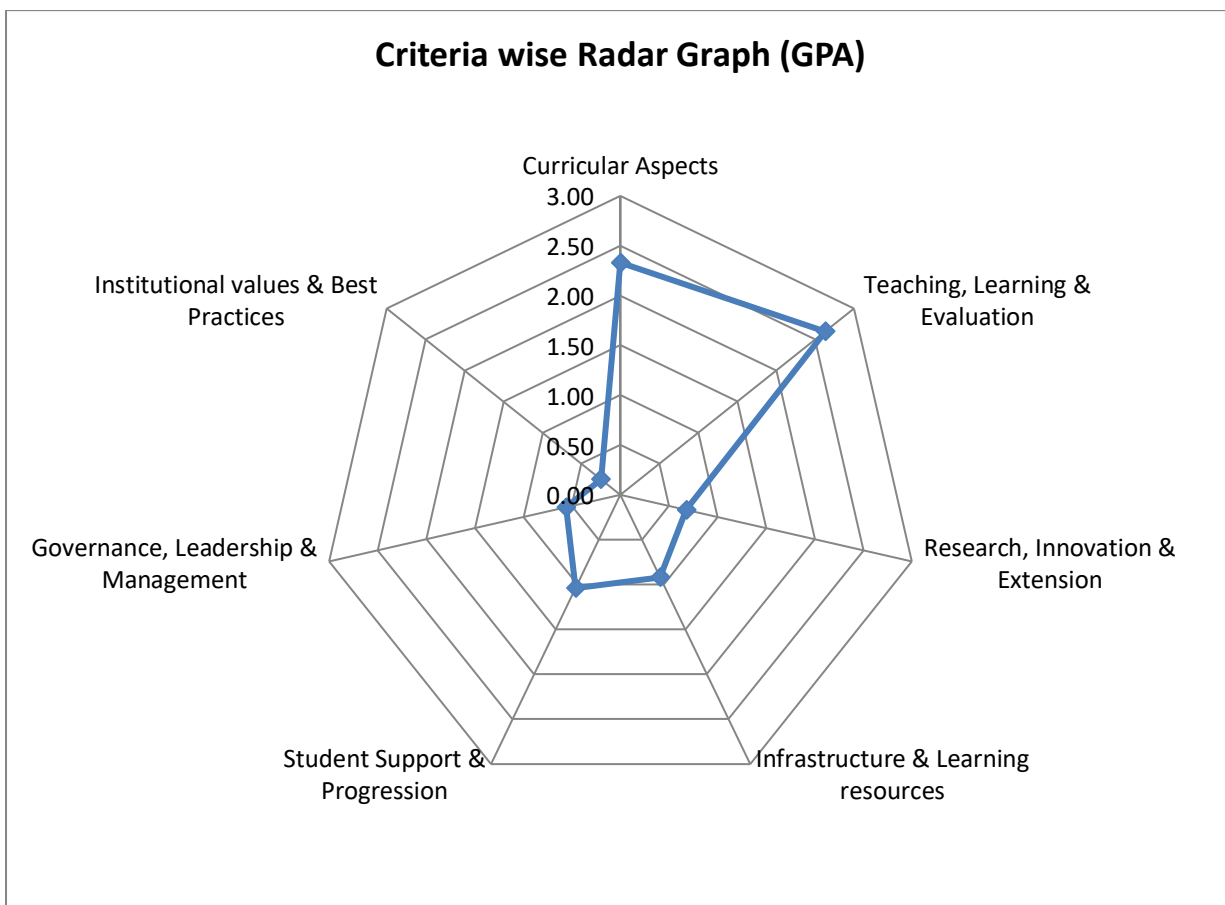
**Academic and Administrative Audit - 2019-2020**

<b>No</b>	<b>Criteria</b>	<b>Weightage (W1)</b>	<b>Criterion-wise Weighted Grade Point (CrWGP1)</b>	<b>Grade Point Averages (CrWGP<sub>i</sub>/W<sub>i</sub>)</b>
1	Curricular Aspects	150.00	350.00	2.33
2	Teaching, Learning & Evaluation	230.00	605.00	2.63
3	Research, Innovation & Extension	131.00	89.00	0.68
4	Infrastructure & Learning resources	26.00	24.00	0.92
5	Student Support & Progression	54.00	56.00	1.04
6	Governance, Leadership & Management	18.00	10.00	0.56
7	Institutional values & Best Practices	77.00	19.00	0.25
	<b>Total</b>	<b>686.00</b>	<b>1153.00</b>	<b>1.68</b>
	<b>CGPA :</b>	<b>1.68</b>		

Dean IQAC

Principal

**Department : History**



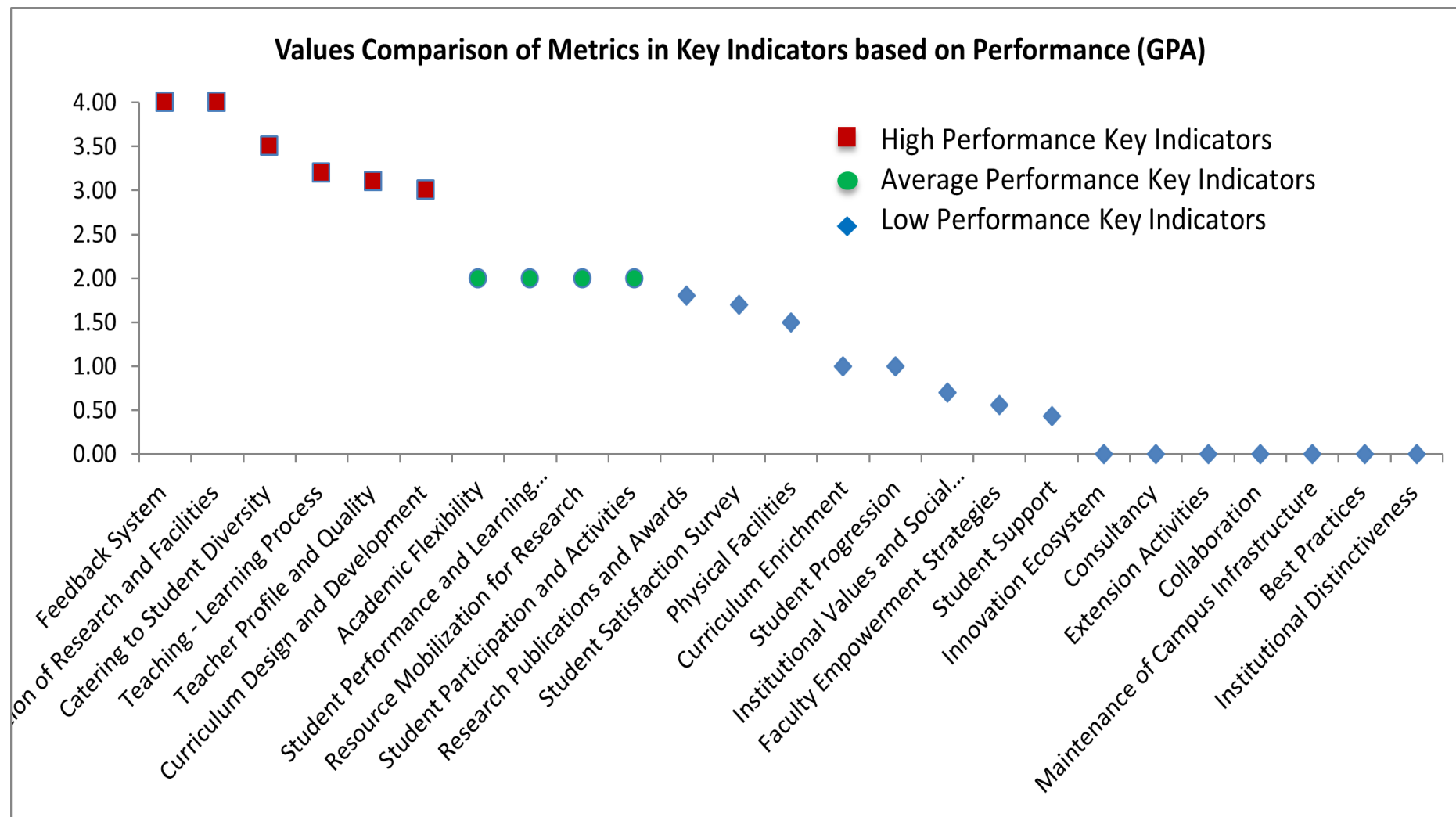
Department : History

Academic and Administrative Audit - 2019-2020

No	Criteria and Key Indicators	Key Indicator Weightage (W <sub>i</sub> )	Key Indicator Wise Weighted Grade Points (KIWGP) <sub>i</sub>	Grade Point Averages (CrWGPI/W <sub>i</sub> )
<b>Criterion I – Curricular Aspects</b>				
1.1	Curriculum Design and Development	50	150.00	3.00
1.2	Academic Flexibility	40	80.00	2.00
1.3	Curriculum Enrichment	40	40.00	1.00
1.4	Feedback System	20	80.00	4.00
	<b>Total</b>	<b>150</b>	<b>350.00</b>	<b>2.33</b>
<b>Criterion II – Teaching-Learning and Evaluation</b>				
2.2	Catering to Student Diversity	30	105.00	3.50
2.3	Teaching - Learning Process	50	160.00	3.20
2.4	Teacher Profile and Quality	50	155.00	3.10
2.6	Student Performance and Learning Outcomes	50	100.00	2.00
2.7	Student Satisfaction Survey	50	85.00	1.70
	<b>Total</b>	<b>230</b>	<b>605.00</b>	<b>2.63</b>
<b>Criterion III – Research, Innovations and Extension</b>				
3.1	Promotion of Research and Facilities	6	24.00	4.00
3.2	Resource Mobilization for Research	10	20.00	2.00
3.3	Innovation Ecosystem	10	0.00	0.00
3.4	Research Publications and Awards	25	45.00	1.80
3.5	Consultancy	10	0.00	0.00
3.6	Extension Activities	50	0.00	0.00

3.7	Collaboration	20	0.00	0.00
	<b>Total</b>	<b>131</b>	<b>89.00</b>	<b>0.68</b>
<b>Criterion IV – Infrastructure and Learning Resources</b>				
4.1	Physical Facilities	16	24.00	1.50
4.4	Maintenance of Campus Infrastructure	10	0.00	0.00
	<b>Total</b>	<b>26</b>	<b>24.00</b>	<b>0.92</b>
<b>Criterion V - Student Support and Progression</b>				
5.1	Student Support	14	6.00	0.43
5.2	Student Progression	30	30.00	1.00
5.3	Student Participation and Activities	10	20.00	2.00
	<b>Total</b>	<b>54</b>	<b>56.00</b>	<b>1.04</b>
<b>Criterion VI – Governance, Leadership and Management</b>				
6.3	Faculty Empowerment Strategies	18	10.00	0.56
	<b>Total</b>	<b>18</b>	<b>10.00</b>	<b>0.56</b>
<b>Criterion VII – Institutional Values and Best Practices</b>				
7.1	Institutional Values and Social Responsibilities	27	19.00	0.70
7.2	Best Practices	30	0.00	0.00
7.3	Institutional Distinctiveness	20	0.00	0.00
	<b>Total</b>	<b>77</b>	<b>19.00</b>	<b>0.25</b>
	<b>Grand Total</b>	<b>686</b>	<b>1153.00</b>	<b>1.68</b>

**Values Comparison of Metrics in Key Indicators based on Performance (GPA)**





## Scott Christian College (Autonomous), Nagercoil



AAA 2019 - 2020 - Assessment Sheet

Department of History

### Qualitative & Quantitative Metrics

Metric	Parameter	QIM/ QnM	Weightage	Score	Wtd. Score
<b>Criterion I – Curricular Aspects</b>					
<b>1.1</b>	<b>Curriculum Design and Development</b>				
1.1.1	Curricula developed/adopted having Learning Outcomes including Programme Outcomes (Pos), Programme specific outcomes (PSOs) and Course Outcomes (COs) for all the UG, PG and M.Phil programmes offered by the Department and mapped them with syllabus properly.	QIM	20	4	80
1.1.2	List of Programmes where syllabus revision was carried out during 2019-2020	QnM	20	3	60
1.1.3	Courses having focus on employability/ entrepreneurship/ skill development during 2019 - 2020	QnM	10	1	10
<b>1.1</b>	<b>Curriculum Design and Development</b>		<b>50</b>	<b>3</b>	<b>150</b>
<b>1.2</b>	<b>Academic Flexibility</b>				
1.2.1	New courses introduced of the total number of courses across all programs offered during 2019 - 2020.	QnM	20	0	0
1.2.2	Programs in which Choice Based Credit System (CBCS)/elective course system has been implemented (2019 - 2020)	QnM	20	4	80
<b>1.2</b>	<b>Academic Flexibility</b>		<b>40</b>	<b>2</b>	<b>80</b>
<b>1.3</b>	<b>Curriculum Enrichment</b>				
1.3.1	List of courses whose syllabus integrate Cross cutting Issues related to Gender/ Environment & Sustainability/Human Values & Professional Ethics.	QIM	10	4	40
1.3.2	List of Value-added courses imparting transferable and life skills offered during 2019-2020 with details of the students	QnM	10	0	0
1.3.3	(Average Percentage of students enrolled in the courses under 1.3.2 above) List of Value-added courses imparting transferable and life skills offered during 2019-2020 with details of the students	QnM	10	0	0

1.3.4	Details of students undertaking field projects / internships (2019 - 2020)	QnM	10	0	0
<b>1.3</b>	<b>Curriculum Enrichment</b>		40	1	40
<b>1.4</b>	<b>Feedback System</b>				
1.4.1	Structured feedback received from: 1) Students, 2) Teachers, 3) Employers, 4) Alumni 5) Parents, for design and review of syllabus - Semester wise /year wise (Weightage: 10 QnM) Options: A. Any 4 of the above B. Any 3 of the above C. Any 2 of the above D. Any 1 of the above E. None of the above	QnM	10	4	40
1.4.2	Feedback processes of the institution may be classified as follows: A) A. Feedback collected, analysed and action taken and report made available on website B) Feedback collected, analysed and action has been taken C) Feedback collected and analysed D) Feedback collected E) Feedback not obtained	QnM	10	4	40
<b>1.4</b>	<b>Feedback System</b>		20	4	80
<b>Criterion I – Curricular Aspects</b>			150	2.33	350
<b>Criterion II – Teaching-Learning and Evaluation</b>					
<b>2.2</b>	<b>Catering to Student Diversity</b>				
2.2.1	The institution assesses the learning levels of the students, after admission and organises special programs for advanced learners and slow learners	QIM	15	4	60
2.2.2	Student - Full time teacher ratio(current year data)	QnM	15	3	45
<b>2.2</b>	<b>Catering to Student Diversity</b>		30	3.5	105
<b>2.3</b>	<b>Teaching - Learning Process</b>				
2.3.1	Student centric methods, such as experiential learning, participative learning and problem solving methodologies are used for enhancing learning experiences	QIM	15	3	45
2.3.2	Teachers use ICT enabled tools including online resources for effective teaching and learning process	QIM	15	3	45
2.3.3	Ratio of students to mentor for academic and stress related issues (current year data)	QnM	10	3	30
2.3.4	Preparation and adherence to Academic Calendar and Teaching plans by the institution	QIM	10	4	40
<b>2.3</b>	<b>Teaching - Learning Process</b>		50	3.2	160



<b>2.4</b>	<b>Teacher Profile and Quality</b>				
2.4.1	Full time teachers against sanctioned posts during 2019-2020	QnM	15	4	60
2.4.2	Full time teachers with Ph.D. (/ D.M. / M.Ch. / D.N.B Super speciality / D.Sc. / D.Litt. )during 2019-2020	QnM	20	4	80
2.4.3	Teaching experience of full time teachers in same institution number of years (current year data)	QnM	15	1	15
<b>2.4</b>	<b>Teacher Profile and Quality</b>		<b>50</b>	<b>3.1</b>	<b>155</b>
<b>2.6</b>	<b>Student Performance and Learning Outcomes</b>				
2.6.1	i) Provide the web link displaying Programme Outcomes(PO)/Programme Specific Outcomes (PSO) / Course Outcomes (CO) for all programmes offered by the Department.	QIM	20	4	80
2.6.2	Evaluation of attainment of PO, PSO & CO	QIM	10	0	0
2.6.3	Passed out details of final year students	QnM	20	1	20
<b>2.6</b>	<b>Student Performance and Learning Outcomes</b>		<b>50</b>	<b>2</b>	<b>100</b>
<b>2.7</b>	<b>Student Satisfaction Survey</b>				
2.7.1	Online student satisfaction survey (SSS) regarding to teaching learning process.	QnM	50	<b>1.7</b>	<b>85</b>
<b>2.7</b>	<b>Student Satisfaction Survey</b>		<b>50</b>	<b>1.7</b>	<b>85</b>
<b>Criterion II – Teaching-Learning and Evaluation</b>			<b>230</b>	<b>2.63</b>	<b>605</b>
<b>Criterion III – Research, Innovations and Extension</b>					
<b>3.1</b>	<b>Promotion of Research and Facilities</b>				
3.1.3	Number of teachers awarded national/ international fellowship for advanced studies/ research during 2019-2020	QnM	6	4	<b>24</b>
<b>3.1</b>	<b>Promotion of Research and Facilities</b>		<b>6</b>	<b>4</b>	<b>24</b>
<b>3.2</b>	<b>Resource Mobilization for Research</b>				
3.2.1	Grants for research projects sponsored by the government, non-government sources such as industry, corporate houses, international bodies, endowments, Chairs in the institution during 2019-2020	QnM	2	4	<b>8</b>
3.2.2	Number of teachers having research projects during the 2019 - 2020	QnM	2	0	<b>0</b>
3.2.3	Teachers recognised as research guides	QnM	3	4	<b>12</b>

3.2.4	Number of research projects per teacher funded by government and non-government agencies during 2019-2020	QnM	3	0	0
<b>3.2</b>	<b>Resource Mobilization for Research</b>		10	2	20
<b>3.3</b>	<b>Innovation Ecosystem</b>				
3.3.1	What are the innovation done by the Department / Club including Incubation Centre and other initiatives for creation and transfer of knowledge?	QIM	5	0	0
3.3.2	Number of workshops/seminars conducted on Research Methodology, Intellectual Property Rights (IPR) and entrepreneurship and skills development Industry-Academia Innovative practices during 2019-2020	QnM	5	0	0
<b>3.3</b>	<b>Innovation Ecosystem</b>		10	0	0
<b>3.4</b>	<b>Research Publications and Awards</b>				
3.4.1	The institution has a stated Code of Ethics to check malpractices and plagiarism in Research	QnM	5	4	20
3.4.3	Number of research papers per teacher in the Journals notified on UGC website during 2019-2020	QnM	5	4	20
3.4.4	Number of books and chapters in edited volumes / books published, and papers in national/international conference - proceedings per teacher during 2019-2020	QnM	5	1	5
3.4.5	Bibliometrics of the publications during 2019-2020 based on average citation index in Scopus/ Web of Science or Pub Med/ Indian Citation Index	QnM	5		0
3.4.6	Bibliometrics of the publications during 2019-20 based on Scopus/ Web of Science – h-index of the Department	QnM	5		0
<b>3.4</b>	<b>Research Publications and Awards</b>		25	1.8	45
<b>3.5</b>	<b>Consultancy</b>				
3.5.1	Revenue generated from consultancy corporate training during 2019-2020	QnM	5	0	0
3.5.2	Amount spent on developing facilities, training teachers and staff for undertaking consultancy during 2019 - 2020 (in Lakhs)	QnM	5	0	0
<b>3.5</b>	<b>Consultancy</b>		10	0	0

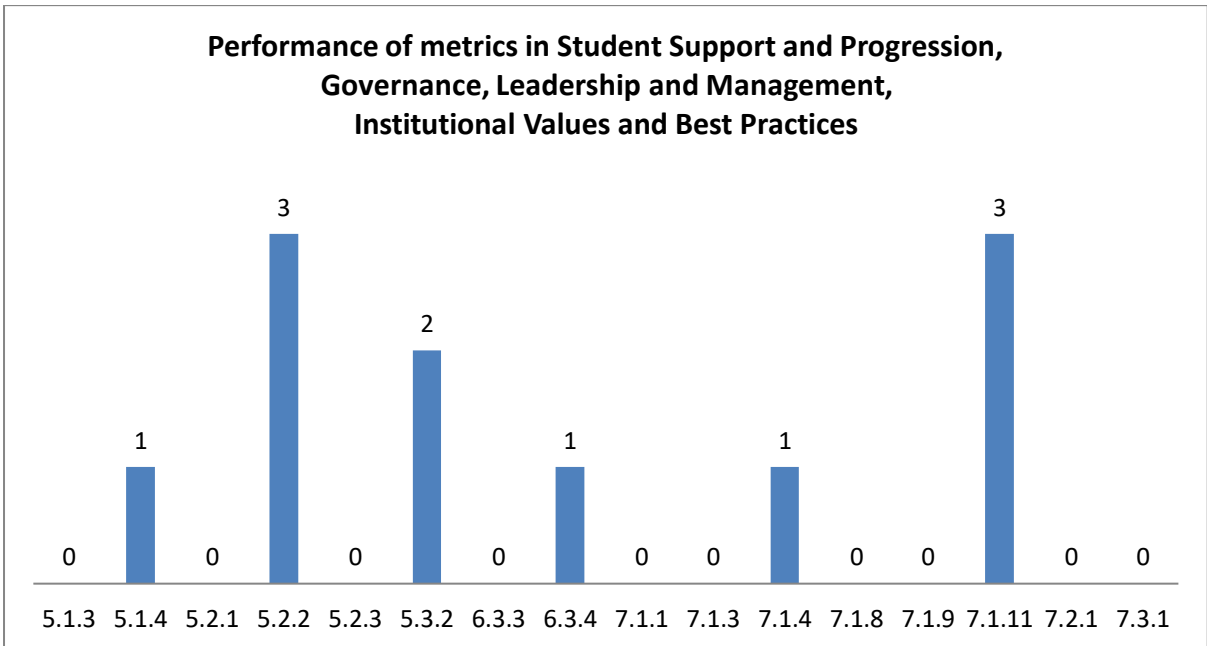
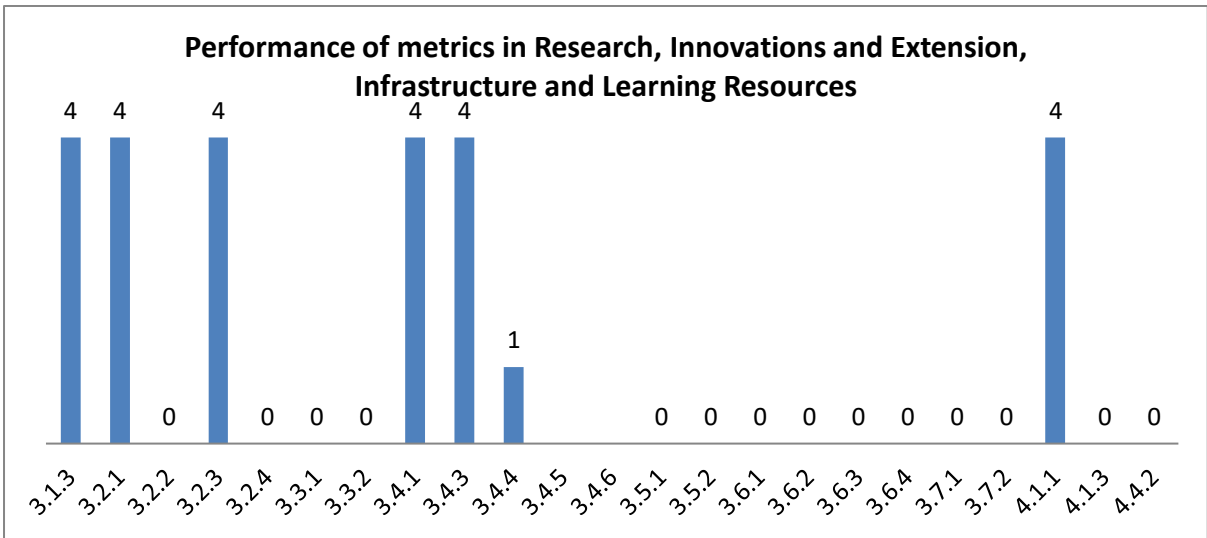
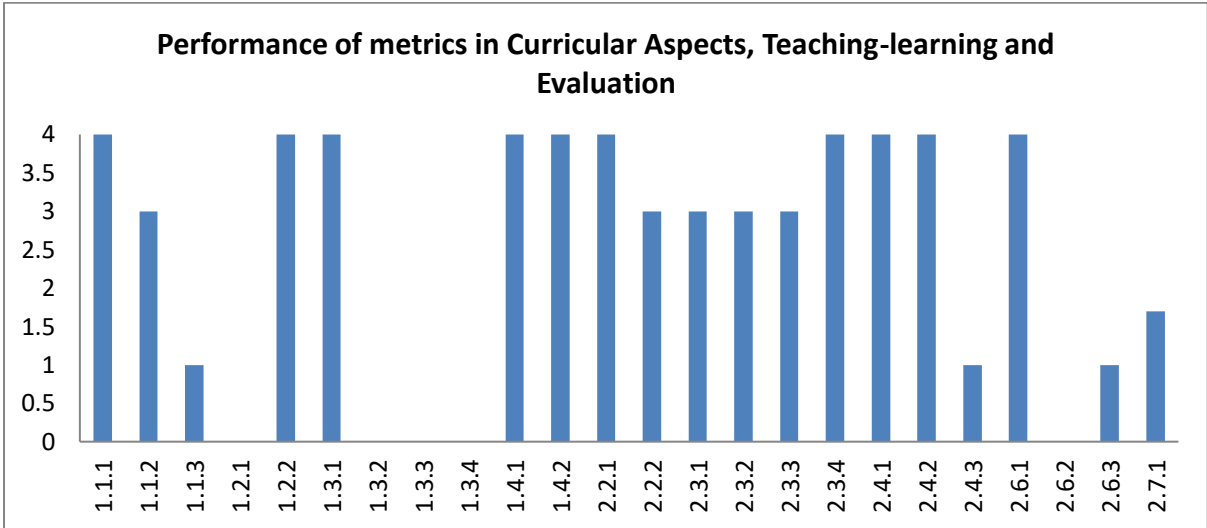
<b>3.6</b>	<b>Extension Activities</b>				
3.6.1	What are the Extension activities in the neighborhood community in terms of impact and sensitizing students to social issues and holistic development during 2019-2020?	QIM	10	0	0
3.6.2	Number of awards and recognition received for extension activities from Government /recognized bodies during 2019 - 2020	QnM	15	0	0
3.6.3	Number of extension and outreach Programmes conducted in collaboration with industry, community and Non-Government Organizations through NSS/NCC/Red cross/YRC etc., during 2019-2020	QnM	10	0	0
3.6.4	Students participating in extension activities with Government Organizations, Non-Government Organizations and Programmes such as Swachh Bharat, Aids Awareness, Gender Issue, etc. during 2019-2020	QnM	15	0	0
<b>3.6</b>	<b>Extension Activities</b>		<b>50</b>	<b>0</b>	<b>0</b>
<b>3.7</b>	<b>Collaboration</b>				
3.7.1	Number of Collaborative activities for research, faculty exchange, student exchange / internship/ on –the-job training/ project work	QnM	10	0	<b>0</b>
3.7.2	Number of functional MoUs with institutions of national, international importance, other universities, industries, corporate houses etc. during 2019-2020	QnM	10	0	<b>0</b>
<b>3.7</b>	<b>Collaboration</b>		<b>20</b>	<b>0</b>	<b>0</b>
<b>Criterion III – Research, Innovations and Extension</b>			<b>131</b>	<b>0.68</b>	<b>89</b>
<b>Criterion IV – Infrastructure and Learning Resources</b>					
<b>4.1</b>	<b>Physical Facilities</b>				
4.1.1	The institution has adequate facilities for teaching – learning, viz., classrooms, laboratories, computing equipment, etc.	QIM	6	4	24
4.1.3	Percentage of classrooms and seminar halls with ICT – enabled facilities such as smart class, LMS, etc.	QnM	10	0	0
<b>4.1</b>	<b>Physical Facilities</b>		<b>16</b>	<b>1.5</b>	<b>24</b>
<b>4.4</b>	<b>Maintenance of Campus Infrastructure</b>				
4.4.2	Provide the Service/Maintenance Record	QIM	10	0	0
<b>4.4</b>	<b>Maintenance of Campus Infrastructure</b>		<b>10</b>	<b>0</b>	<b>0</b>
<b>Criterion IV – Infrastructure and Learning Resources</b>			<b>26</b>	<b>0.92</b>	<b>24</b>

	<b>Criterion V - Student Support and Progression</b>				
<b>5.1</b>	<b>Student Support</b>				
5.1.3	Number of capability enhancement and development schemes 1. Soft skills 2. Language and communication skills 3. Life skills (Yoga, physical fitness, health and hygiene) 4. Awareness of trends in technology (Opt one)	QnM	8	0	0
5.1.4	Students benefited by guidance for competitive examinations and career counseling offered by the institution during 2019-2020	QnM	6	1	6
<b>5.1</b>	<b>Student Support</b>		<b>14</b>	<b>0.43</b>	<b>6</b>
<b>5.2</b>	<b>Student Progression</b>				
5.2.1	Placement of outgoing students during 2019-2020	QnM	10	0	0
5.2.2	Student progression to higher education (previous graduating batch i.e., 2019 - 2020)	QnM	10	3	30
5.2.3	Students qualifying in state/ national/ international level examinations during 2019-2020 (eg: NET/ SLET/GATE/GMAT /CAT, GRE/TOFEL/Civil Services/State government examinations)	QnM	10	0	0
<b>5.2</b>	<b>Student Progression</b>		<b>30</b>	<b>1</b>	<b>30</b>
<b>5.3</b>	<b>Student Participation and Activities</b>				
5.3.2	Presence of an active Student Council & representation of students on academic & administrative bodies/committees	QIM	10	2	20
<b>5.3</b>	<b>Student Participation and Activities</b>		<b>10</b>	<b>2</b>	<b>20</b>
<b>Criterion V - Student Support and Progression</b>			<b>54</b>	<b>1.04</b>	<b>56</b>
	<b>Criterion VI – Governance, Leadership and Management</b>				
<b>6.3</b>	<b>Faculty Empowerment Strategies</b>				
6.3.3	Number of professional development / administrative training Programmes organized by the Institution for teaching and non teaching staff during 2019-2020	QnM	8	0	0
6.3.4	Teachers attending professional development Programmes, viz., Orientation Programme, Refresher Course, Short Term Course, Faculty Development Programmes during 2019-2020	QnM	10	1	10
<b>6.3</b>	<b>Faculty Empowerment Strategies</b>		<b>18</b>	<b>0.56</b>	<b>10</b>
<b>Criterion VI – Governance, Leadership and Management</b>			<b>18</b>	<b>0.56</b>	<b>10</b>

	<b>Criterion VII – Institutional Values and Best Practices</b>				
<b>7.1</b>	<b>Institutional Values and Social Responsibilities</b>				
7.1.1	Number of gender equity promotion Programmes organized by the department/club/cell/ unit during 2019-2020	QIM	5	0	<b>0</b>
7.1.3	Waste Management steps including: a) Solid waste management b) Liquid waste management c) Biomedical waste management d) E-waste management e) Waste recycling system f) Hazardous chemicals and radioactive waste management	QIM	4	0	<b>0</b>
7.1.4	Rain water harvesting structures and utilization : 1. Rain water harvesting 2. Borewell /Open well recharge 3. Construction of tanks and bunds 4. Waste water recycling 5. Maintenance of water bodies and distribution system in the campus	QnM	4	1	<b>4</b>
7.1.8	Institutional efforts/initiatives in providing an inclusive environment i.e., tolerance and harmony towards cultural, regional, linguistic, communal socioeconomic and other diversities	QIM	5	0	<b>0</b>
7.1.9	Sensitization of students and employees of the Institution to the constitutional obligations: values, rights, duties and responsibilities of citizens	QIM	4	0	<b>0</b>
7.1.1 1	Institution celebrates / organizes national and international commemorative days, events and festivals	QIM	5	3	<b>15</b>
<b>7.1</b>	<b>Institutional Values and Social Responsibilities</b>		<b>27</b>	<b>0.7</b>	<b>19</b>
<b>7.2</b>	<b>Best Practices</b>				
7.2.1	Describe any one best practice followed by the Department/ Body / Committee / Club/Unit	QIM	30	0	<b>0</b>
<b>7.2</b>	<b>Best Practices</b>		<b>30</b>	<b>0</b>	<b>0</b>
<b>7.3</b>	<b>Institutional Distinctiveness</b>				
7.3.1	Describe/Explain the performance the Department in one area distinctive to its Vision, Priority & Thrust	QIM	20	0	<b>0</b>
<b>7.3</b>	<b>Institutional Distinctiveness</b>		<b>20</b>	<b>0</b>	<b>0</b>
<b>Criterion VII – Institutional Values and Best Practices</b>			<b>77</b>	<b>0.25</b>	<b>19</b>

	<b>Criteria-wise Assessment</b>		<b>Weightage (W)</b>	<b>Score</b>	<b>Wtd Grade Point (WGP)</b>
1	Curricular Aspects		150.00	2.33	350.00
2	Teaching, Learning & Evaluation		230.00	2.63	605.00
3	Research, Innovation & Extension		131.00	0.68	89.00
4	Infrastructure & Learning resources		26.00	0.92	24.00
5	Student Support & Progression		54.00	1.04	56.00
6	Governance, Leadership & Management		18.00	0.56	10.00
7	Institutional values & Best Practices		77.00	0.25	19.00
	<b>Overall:-</b>		<b>686.00</b>	<b>1.68</b>	<b>1153.00</b>





## Department : History

### Academic and Administrative Audit - 2019-2020

#### Strengths and Weaknesses

##### Strengths :

- ✓ Feedback System
- ✓ Promotion of Research and Facilities
- ✓ Catering to Student Diversity
- ✓ Teaching - Learning Process
- ✓ Teacher Profile and Quality
- ✓ Curriculum Design and Development

##### Weaknesses :

- Academic Flexibility
- Student Performance and Learning Outcomes
- Resource Mobilization for Research
- Student Participation and Activities
- Research Publications and Awards
- Student Satisfaction Survey
- Physical Facilities
- Curriculum Enrichment
- Student Progression
- Institutional Values and Social Responsibilities
- Faculty Empowerment Strategies
- Student Support
- Innovation Ecosystem
- Consultancy
- Extension Activities
- Collaboration
- Maintenance of Campus Infrastructure
- Best Practices
- Institutional Distinctiveness







**Scott Christian College (Autonomous)**  
Nagercoil – 629 003, Tamil Nadu, India



**INTERNAL QUALITY ASSURANCE CELL**

# **ACADEMIC & ADMINISTRATIVE AUDIT 2019 - 2020**

## **DEPARTMENT OF ENGLISH**

**GRADE**

**C**

**Score : 1.82/4**

Department : English

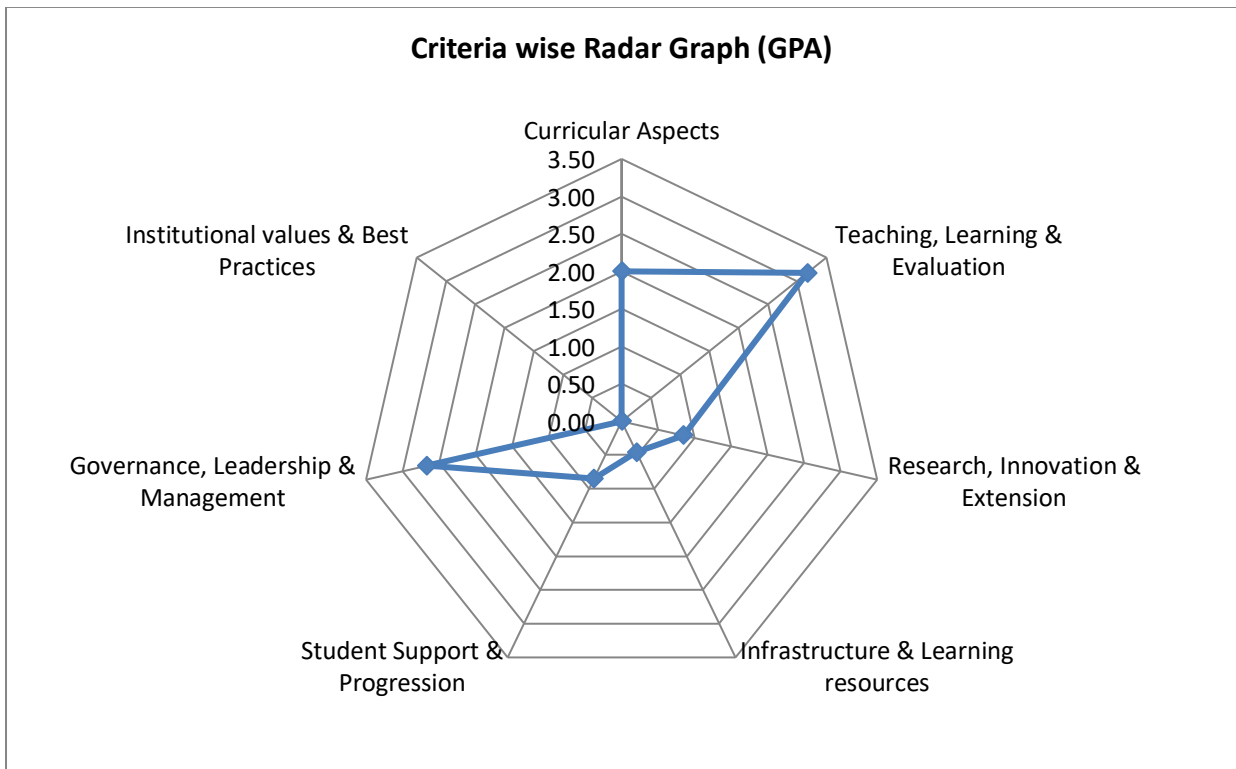
Academic and Administrative Audit - 2019-2020

	Criteria	Weightage (W1)	Criterion-wise Weighted Grade Point (CrWGP1)	Grade Point Averages (CrWGP <sub>i</sub> /W <sub>i</sub> )
1	Curricular Aspects	150.00	300.00	2.00
2	Teaching, Learning & Evaluation	230.00	730.00	3.17
3	Research, Innovation & Extension	131.00	112.00	0.85
4	Infrastructure & Learning resources	26.00	12.00	0.46
5	Student Support & Progression	54.00	46.00	0.85
6	Governance, Leadership & Management	18.00	48.00	2.67
7	Institutional values & Best Practices	77.00	0.00	0.00
	<b>Total</b>	<b>686.00</b>	<b>1248.00</b>	<b>1.82</b>
	<b>CGPA :</b>	<b>1.82</b>		

Dean IQAC

Principal

## Department : English



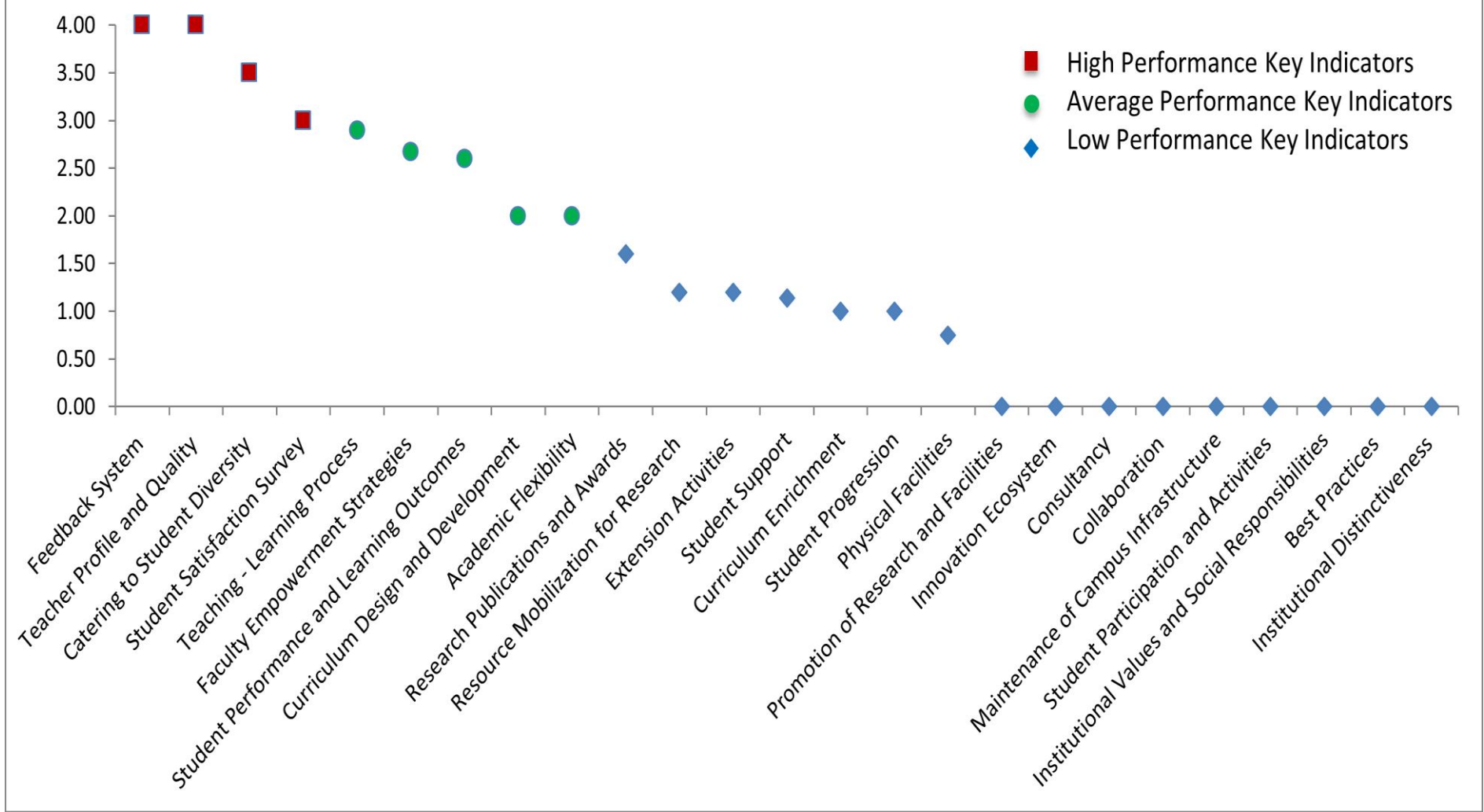
Department : English

Academic and Administrative Audit - 2019-2020

No	Criteria and Key Indicators	Key Indicator Weightage (W <sub>i</sub> )	Key Indicator Wise Weighted Grade Points (KIWGP) <sub>i</sub>	Grade Point Averages (CrWGPI/W <sub>i</sub> )
<b>Criterion I – Curricular Aspects</b>				
1.1	Curriculum Design and Development	50	100.00	2.00
1.2	Academic Flexibility	40	80.00	2.00
1.3	Curriculum Enrichment	40	40.00	1.00
1.4	Feedback System	20	80.00	4.00
	<b>Total</b>	<b>150</b>	<b>300.00</b>	<b>2.00</b>
<b>Criterion II – Teaching-Learning and Evaluation</b>				
2.2	Catering to Student Diversity	30	105.00	3.50
2.3	Teaching - Learning Process	50	145.00	2.90
2.4	Teacher Profile and Quality	50	200.00	4.00
2.6	Student Performance and Learning Outcomes	50	130.00	2.60
2.7	Student Satisfaction Survey	50	150.00	3.00
	<b>Total</b>	<b>230</b>	<b>730.00</b>	<b>3.17</b>
<b>Criterion III – Research, Innovations and Extension</b>				
3.1	Promotion of Research and Facilities	6	0.00	0.00
3.2	Resource Mobilization for Research	10	12.00	1.20
3.3	Innovation Ecosystem	10	0.00	0.00
3.4	Research Publications and Awards	25	40.00	1.60
3.5	Consultancy	10	0.00	0.00
3.6	Extension Activities	50	60.00	1.20

3.7	Collaboration	20	0.00	0.00
	<b>Total</b>	<b>131</b>	<b>112.00</b>	<b>0.85</b>
<b>Criterion IV – Infrastructure and Learning Resources</b>				
4.1	Physical Facilities	16	12.00	0.75
4.4	Maintenance of Campus Infrastructure	10	0.00	0.00
	<b>Total</b>	<b>26</b>	<b>12.00</b>	<b>0.46</b>
<b>Criterion V - Student Support and Progression</b>				
5.1	Student Support	14	16.00	1.14
5.2	Student Progression	30	30.00	1.00
5.3	Student Participation and Activities	10	0.00	0.00
	<b>Total</b>	<b>54</b>	<b>46.00</b>	<b>0.85</b>
<b>Criterion VI – Governance, Leadership and Management</b>				
6.3	Faculty Empowerment Strategies	18	48.00	2.67
	<b>Total</b>	<b>18</b>	<b>48.00</b>	<b>2.67</b>
<b>Criterion VII – Institutional Values and Best Practices</b>				
7.1	Institutional Values and Social Responsibilities	27	0.00	0.00
7.2	Best Practices	30	0.00	0.00
7.3	Institutional Distinctiveness	20	0.00	0.00
	<b>Total</b>	<b>77</b>	<b>0.00</b>	<b>0.00</b>
	<b>Grand Total</b>	<b>686</b>	<b>1248.00</b>	<b>1.82</b>

Values Comparison of Metrics in Key Indicators based on Performance (GPA)





## Scott Christian College (Autonomous), Nagercoil

AAA 2019 - 2020 - Assessment Sheet

Department of English

### Qualitative & Quantitative Metrics



Metric	Parameter	QIM/ QnM	Weightage	Score	Wtd. Score
<b>Criterion I – Curricular Aspects</b>					
<b>1.1</b>	<b>Curriculum Design and Development</b>				
1.1.1	Curricula developed/adopted having Learning Outcomes including Programme Outcomes (Pos), Programme specific outcomes (PSOs) and Course Outcomes (COs) for all the UG, PG and M.Phil programmes offered by the Department and mapped them with syllabus properly.	QIM	20	4	80
1.1.2	List of Programmes where syllabus revision was carried out during 2019-2020	QnM	20	0	0
1.1.3	Courses having focus on employability/ entrepreneurship/ skill development during 2019 - 2020	QnM	10	2	20
<b>1.1</b>	<b>Curriculum Design and Development</b>		<b>50</b>	<b>2</b>	<b>100</b>
<b>1.2</b>	<b>Academic Flexibility</b>				
1.2.1	New courses introduced of the total number of courses across all programs offered during 2019 - 2020.	QnM	20	0	0
1.2.2	Programs in which Choice Based Credit System (CBCS)/elective course system has been implemented (2019 - 2020)	QnM	20	4	80
<b>1.2</b>	<b>Academic Flexibility</b>		<b>40</b>	<b>2</b>	<b>80</b>
<b>1.3</b>	<b>Curriculum Enrichment</b>				
1.3.1	List of courses whose syllabus integrate Cross cutting Issues related to Gender/ Environment & Sustainability/Human Values & Professional Ethics.	QIM	10	4	40
1.3.2	List of Value-added courses imparting transferable and life skills offered during 2019-2020 with details of the students	QnM	10	0	0
1.3.3	(Average Percentage of students enrolled in the courses under 1.3.2 above) List of Value-added courses imparting transferable and life skills offered during 2019-2020 with details of the students	QnM	10	0	0

1.3.4	Details of students undertaking field projects / internships (2019 - 2020)	QnM	10	0	0
<b>1.3</b>	<b>Curriculum Enrichment</b>		40	1	40
<b>1.4</b>	<b>Feedback System</b>				
1.4.1	Structured feedback received from: 1) Students, 2) Teachers, 3) Employers, 4) Alumni 5) Parents, for design and review of syllabus - Semester wise /year wise (Weightage: 10 QnM) Options: A. Any 4 of the above B. Any 3 of the above C. Any 2 of the above D. Any 1 of the above E. None of the above	QnM	10	4	40
1.4.2	Feedback processes of the institution may be classified as follows: A) A. Feedback collected, analysed and action taken and report made available on website B) Feedback collected, analysed and action has been taken C) Feedback collected and analysed D) Feedback collected E) Feedback not obtained	QnM	10	4	40
<b>1.4</b>	<b>Feedback System</b>		20	4	80
<b>Criterion I – Curricular Aspects</b>			150	2	300
<b>Criterion II – Teaching-Learning and Evaluation</b>					
<b>2.2</b>	<b>Catering to Student Diversity</b>				
2.2.1	The institution assesses the learning levels of the students, after admission and organises special programs for advanced learners and slow learners	QIM	15	3	45
2.2.2	Student - Full time teacher ratio(current year data)	QnM	15	4	60
<b>2.2</b>	<b>Catering to Student Diversity</b>		30	3.5	105
<b>2.3</b>	<b>Teaching - Learning Process</b>				
2.3.1	Student centric methods, such as experiential learning, participative learning and problem solving methodologies are used for enhancing learning experiences	QIM	15	3	45
2.3.2	Teachers use ICT enabled tools including online resources for effective teaching and learning process	QIM	15	2	30
2.3.3	Ratio of students to mentor for academic and stress related issues (current year data)	QnM	10	4	40



2.3.4	Preparation and adherence to Academic Calendar and Teaching plans by the institution	QIM	10	3	30
<b>2.3</b>	<b>Teaching - Learning Process</b>		50	2.9	145
<b>2.4</b>	<b>Teacher Profile and Quality</b>				
2.4.1	Full time teachers against sanctioned posts during 2019-2020	QnM	15	4	60
2.4.2	Full time teachers with Ph.D. (/ D.M. / M.Ch. / D.N.B Super speciality / D.Sc. / D.Litt. )during 2019-2020	QnM	20	4	80
2.4.3	Teaching experience of full time teachers in same institution number of years (current year data)	QnM	15	4	60
<b>2.4</b>	<b>Teacher Profile and Quality</b>		50	4	200
<b>2.6</b>	<b>Student Performance and Learning Outcomes</b>				
2.6.1	i) Provide the web link displaying Programme Outcomes(PO)/Programme Specific Outcomes (PSO) / Course Outcomes (CO) for all programmes offered by the Department.	QIM	20	2	40
2.6.2	Evaluation of attainment of PO, PSO & CO	QIM	10	3	30
2.6.3	Passed out details of final year students	QnM	20	3	60
<b>2.6</b>	<b>Student Performance and Learning Outcomes</b>		50	2.6	130
<b>2.7</b>	<b>Student Satisfaction Survey</b>				
2.7.1	Online student satisfaction survey (SSS) regarding to teaching learning process.	QnM	50	3	150
<b>2.7</b>	<b>Student Satisfaction Survey</b>		50	3	150
<b>Criterion II – Teaching-Learning and Evaluation</b>			230	3.17	730
<b>Criterion III – Research, Innovations and Extension</b>					
<b>3.1</b>	<b>Promotion of Research and Facilities</b>				
3.1.3	Number of teachers awarded national/ international fellowship for advanced studies/ research during 2019-2020	QnM	6	0	0
<b>3.1</b>	<b>Promotion of Research and Facilities</b>		6	0	0
<b>3.2</b>	<b>Resource Mobilization for Research</b>				
3.2.1	Grants for research projects sponsored by the government, non-government sources such as industry, corporate houses, international bodies, endowments, Chairs in the institution during 2019-2020	QnM	2	0	0

3.2.2	Number of teachers having research projects during the 2019 - 2020	QnM	2	0	0
3.2.3	Teachers recognised as research guides	QnM	3	4	12
3.2.4	Number of research projects per teacher funded by government and non-government agencies during 2019-2020	QnM	3	0	0
<b>3.2</b>	<b>Resource Mobilization for Research</b>		10	1.2	12
<b>3.3</b>	<b>Innovation Ecosystem</b>				
3.3.1	What are the innovation done by the Department / Club including Incubation Centre and other initiatives for creation and transfer of knowledge?	QIM	5	0	0
3.3.2	Number of workshops/seminars conducted on Research Methodology, Intellectual Property Rights (IPR) and entrepreneurship and skills development Industry-Academia Innovative practices during 2019-2020	QnM	5	0	0
<b>3.3</b>	<b>Innovation Ecosystem</b>		10	0	0
<b>3.4</b>	<b>Research Publications and Awards</b>				
3.4.1	The institution has a stated Code of Ethics to check malpractices and plagiarism in Research	QnM	5	4	20
3.4.3	Number of research papers per teacher in the Journals notified on UGC website during 2019-2020	QnM	5	4	20
3.4.4	Number of books and chapters in edited volumes / books published, and papers in national/international conference - proceedings per teacher during 2019-2020	QnM	5	0	0
3.4.5	Bibliometrics of the publications during 2019-2020 based on average citation index in Scopus/ Web of Science or Pub Med/ Indian Citation Index	QnM	5		0
3.4.6	Bibliometrics of the publications during 2019-20 based on Scopus/ Web of Science – h-index of the Department	QnM	5		0
<b>3.4</b>	<b>Research Publications and Awards</b>		25	1.6	40
<b>3.5</b>	<b>Consultancy</b>				
3.5.1	Revenue generated from consultancy corporate training during 2019-2020	QnM	5	0	0
3.5.2	Amount spent on developing facilities, training teachers and staff for undertaking consultancy during 2019 - 2020 (in Lakhs)	QnM	5	0	0
<b>3.5</b>	<b>Consultancy</b>		10	0	0

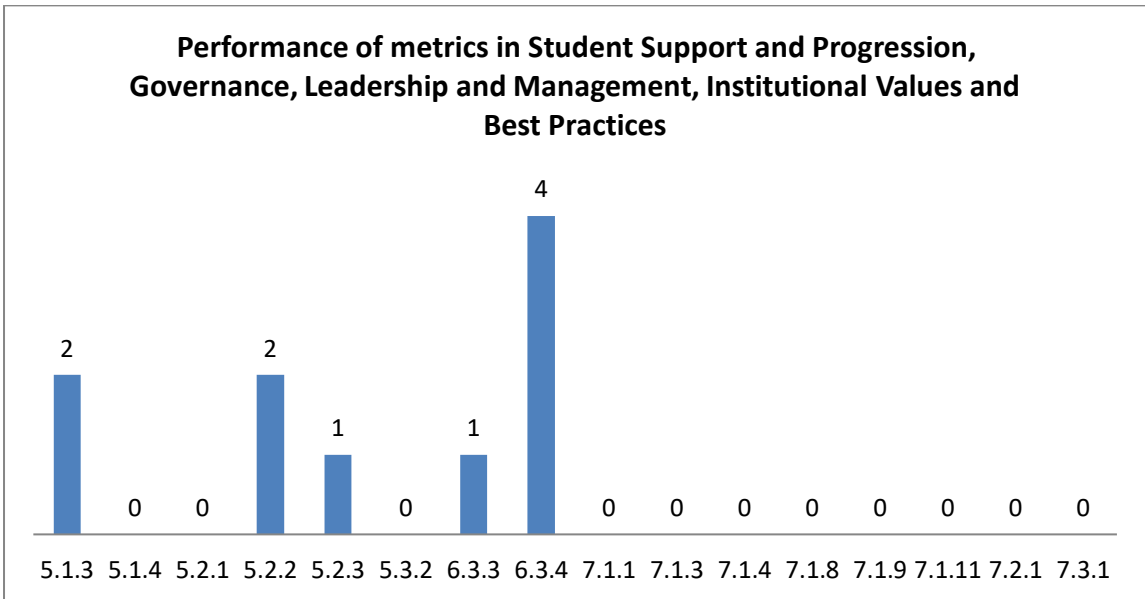
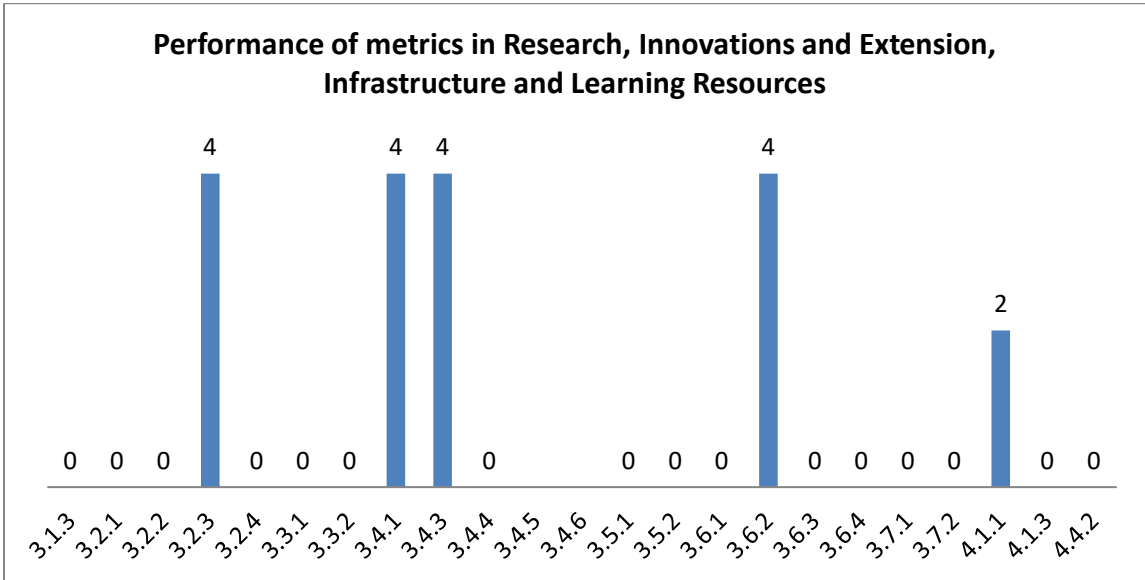
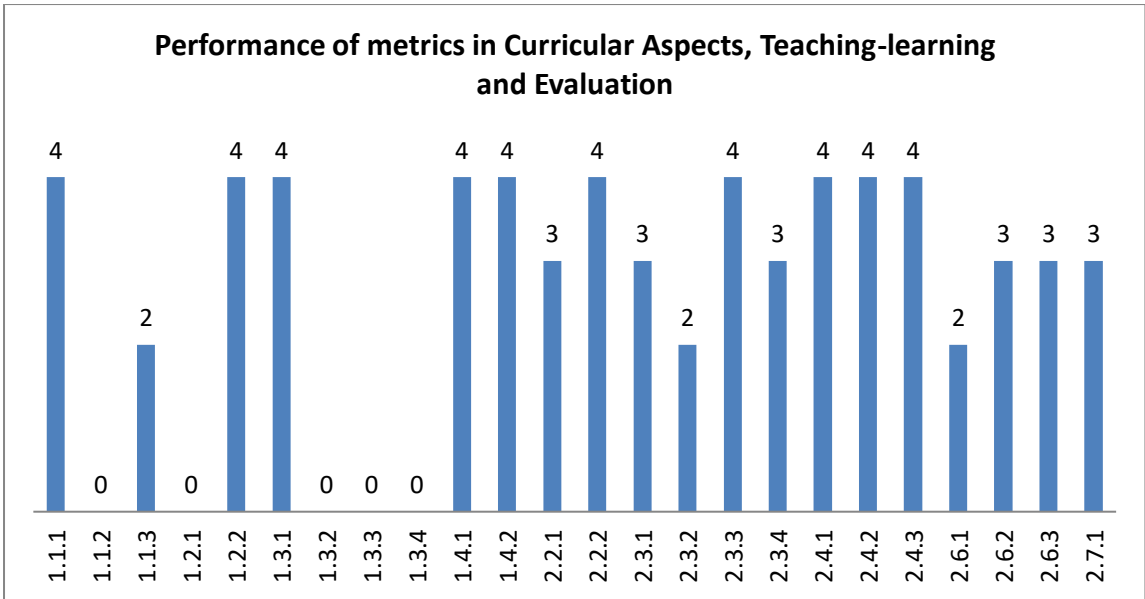
<b>3.6</b>	<b>Extension Activities</b>				
3.6.1	What are the Extension activities in the neighborhood community in terms of impact and sensitizing students to social issues and holistic development during 2019-2020?	QIM	10	0	0
3.6.2	Number of awards and recognition received for extension activities from Government /recognized bodies during 2019 - 2020	QnM	15	4	60
3.6.3	Number of extension and outreach Programmes conducted in collaboration with industry, community and Non-Government Organizations through NSS/NCC/Red cross/YRC etc., during 2019-2020	QnM	10	0	0
3.6.4	Students participating in extension activities with Government Organizations, Non-Government Organizations and Programmes such as Swachh Bharat, Aids Awareness, Gender Issue, etc. during 2019-2020	QnM	15	0	0
<b>3.6</b>	<b>Extension Activities</b>		<b>50</b>	<b>1.2</b>	<b>60</b>
<b>3.7</b>	<b>Collaboration</b>				
3.7.1	Number of Collaborative activities for research, faculty exchange, student exchange / internship/ on –the-job training/ project work	QnM	10	0	0
3.7.2	Number of functional MoUs with institutions of national, international importance, other universities, industries, corporate houses etc. during 2019-2020	QnM	10	0	0
<b>3.7</b>	<b>Collaboration</b>		<b>20</b>	<b>0</b>	<b>0</b>
<b>Criterion III – Research, Innovations and Extension</b>			<b>131</b>	<b>0.85</b>	<b>112</b>
<b>Criterion IV – Infrastructure and Learning Resources</b>					
<b>4.1</b>	<b>Physical Facilities</b>				
4.1.1	The institution has adequate facilities for teaching – learning, viz., classrooms, laboratories, computing equipment, etc.	QIM	6	2	12
4.1.3	Percentage of classrooms and seminar halls with ICT – enabled facilities such as smart class, LMS, etc.	QnM	10	0	0
<b>4.1</b>	<b>Physical Facilities</b>		<b>16</b>	<b>0.75</b>	<b>12</b>
<b>4.4</b>	<b>Maintenance of Campus Infrastructure</b>				
4.4.2	Provide the Service/Maintenance Record	QIM	10	0	0
<b>4.4</b>	<b>Maintenance of Campus Infrastructure</b>		<b>10</b>	<b>0</b>	<b>0</b>
<b>Criterion IV – Infrastructure and Learning Resources</b>			<b>26</b>	<b>0.46</b>	<b>12</b>

	<b>Criterion V - Student Support and Progression</b>				
<b>5.1</b>	<b>Student Support</b>				
5.1.3	Number of capability enhancement and development schemes 1. Soft skills 2. Language and communication skills 3. Life skills (Yoga, physical fitness, health and hygiene) 4. Awareness of trends in technology (Opt one)	QnM	8	2	16
5.1.4	Students benefited by guidance for competitive examinations and career counseling offered by the institution during 2019-2020	QnM	6	0	0
<b>5.1</b>	<b>Student Support</b>		14	1.14	16
<b>5.2</b>	<b>Student Progression</b>				
5.2.1	Placement of outgoing students during 2019-2020	QnM	10	0	0
5.2.2	Student progression to higher education (previous graduating batch i.e., 2019 - 2020)	QnM	10	2	20
5.2.3	Students qualifying in state/ national/ international level examinations during 2019-2020 (eg: NET/ SLET/GATE/GMAT /CAT, GRE/TOFEL/Civil Services/State government examinations)	QnM	10	1	10
<b>5.2</b>	<b>Student Progression</b>		30	1	30
<b>5.3</b>	<b>Student Participation and Activities</b>				
5.3.2	Presence of an active Student Council & representation of students on academic & administrative bodies/committees	QIM	10	0	0
<b>5.3</b>	<b>Student Participation and Activities</b>		10	0	0
<b>Criterion V - Student Support and Progression</b>			54	0.85	46
<b>Criterion VI – Governance, Leadership and Management</b>					
<b>6.3</b>	<b>Faculty Empowerment Strategies</b>				
6.3.3	Number of professional development / administrative training Programmes organized by the Institution for teaching and non teaching staff during 2019-2020	QnM	8	1	8
6.3.4	Teachers attending professional development Programmes, viz., Orientation Programme, Refresher Course, Short Term Course, Faculty Development Programmes during 2019-2020	QnM	10	4	40
<b>6.3</b>	<b>Faculty Empowerment Strategies</b>		18	2.67	48
<b>Criterion VI – Governance, Leadership and Management</b>			18	2.67	48

	<b>Criterion VII – Institutional Values and Best Practices</b>				
<b>7.1</b>	<b>Institutional Values and Social Responsibilities</b>				
7.1.1	Number of gender equity promotion Programmes organized by the department/club/cell/ unit during 2019-2020	QIM	5	0	0
7.1.3	Waste Management steps including: a) Solid waste management b) Liquid waste management c) Biomedical waste management d) E-waste management e) Waste recycling system f) Hazardous chemicals and radioactive waste management	QIM	4	0	0
7.1.4	Rain water harvesting structures and utilization : 1. Rain water harvesting 2. Borewell /Open well recharge 3. Construction of tanks and bunds 4. Waste water recycling 5. Maintenance of water bodies and distribution system in the campus	QnM	4	0	0
7.1.8	Institutional efforts/initiatives in providing an inclusive environment i.e., tolerance and harmony towards cultural, regional, linguistic, communal socioeconomic and other diversities	QIM	5	0	0
7.1.9	Sensitization of students and employees of the Institution to the constitutional obligations: values, rights, duties and responsibilities of citizens	QIM	4	0	0
7.1.11	Institution celebrates / organizes national and international commemorative days, events and festivals	QIM	5	0	0
<b>7.1</b>	<b>Institutional Values and Social Responsibilities</b>		<b>27</b>	<b>0</b>	<b>0</b>
<b>7.2</b>	<b>Best Practices</b>				
7.2.1	Describe any one best practice followed by the Department/ Body / Committee / Club/Unit	QIM	30	0	0
<b>7.2</b>	<b>Best Practices</b>		<b>30</b>	<b>0</b>	<b>0</b>
<b>7.3</b>	<b>Institutional Distinctiveness</b>				

7.3.1	Describe/Explain the performance the Department in one area distinctive to its Vision, Priority & Thrust	QIM	20	0	0
<b>7.3</b>	<b>Institutional Distinctiveness</b>		20	0	0
<b>Criterion VII – Institutional Values and Best Practices</b>			77	0	0
	<b>Criteria-wise Assessment</b>		<b>Weightage (W)</b>	<b>Score</b>	<b>Wtd Grade Point (WGP)</b>
1	Curricular Aspects		150.00	2.00	300.00
2	Teaching, Learning & Evaluation		230.00	3.17	730.00
3	Research, Innovation & Extension		131.00	0.85	112.00
4	Infrastructure & Learning resources		26.00	0.46	12.00
5	Student Support & Progression		54.00	0.85	46.00
6	Governance, Leadership & Management		18.00	2.67	48.00
7	Institutional values & Best Practices		77.00	0.00	0.00
<b>Overall:-</b>			<b>686.00</b>	<b>1.82</b>	<b>1248.00</b>





## Department : English

### Academic and Administrative Audit - 2019-2020

#### Strengths and Weaknesses

##### Strengths :

- ✓ Feedback System
- ✓ Teacher Profile and Quality
- ✓ Catering to Student Diversity
- ✓ Student Satisfaction Survey

##### Weaknesses :

- Teaching - Learning Process
- Faculty Empowerment Strategies
- Student Performance and Learning Outcomes
- Curriculum Design and Development
- Academic Flexibility
- Research Publications and Awards
- Resource Mobilization for Research
- Extension Activities
- Student Support
- Curriculum Enrichment
- Student Progression
- Physical Facilities
- Promotion of Research and Facilities
- Innovation Ecosystem
- Consultancy
- Collaboration
- Maintenance of Campus Infrastructure
- Student Participation and Activities
- Institutional Values and Social Responsibilities
- Best Practices
- Institutional Distinctiveness







**Scott Christian College (Autonomous)**  
Nagercoil – 629 003, Tamil Nadu, India

**INTERNAL QUALITY ASSURANCE CELL**



# **ACADEMIC & ADMINISTRATIVE AUDIT 2019 - 2020**

## **DEPARTMENT OF TAMIL**

### **GRADE**

# **C**

**Score : 1.80/4**

**Department : TAMIL**

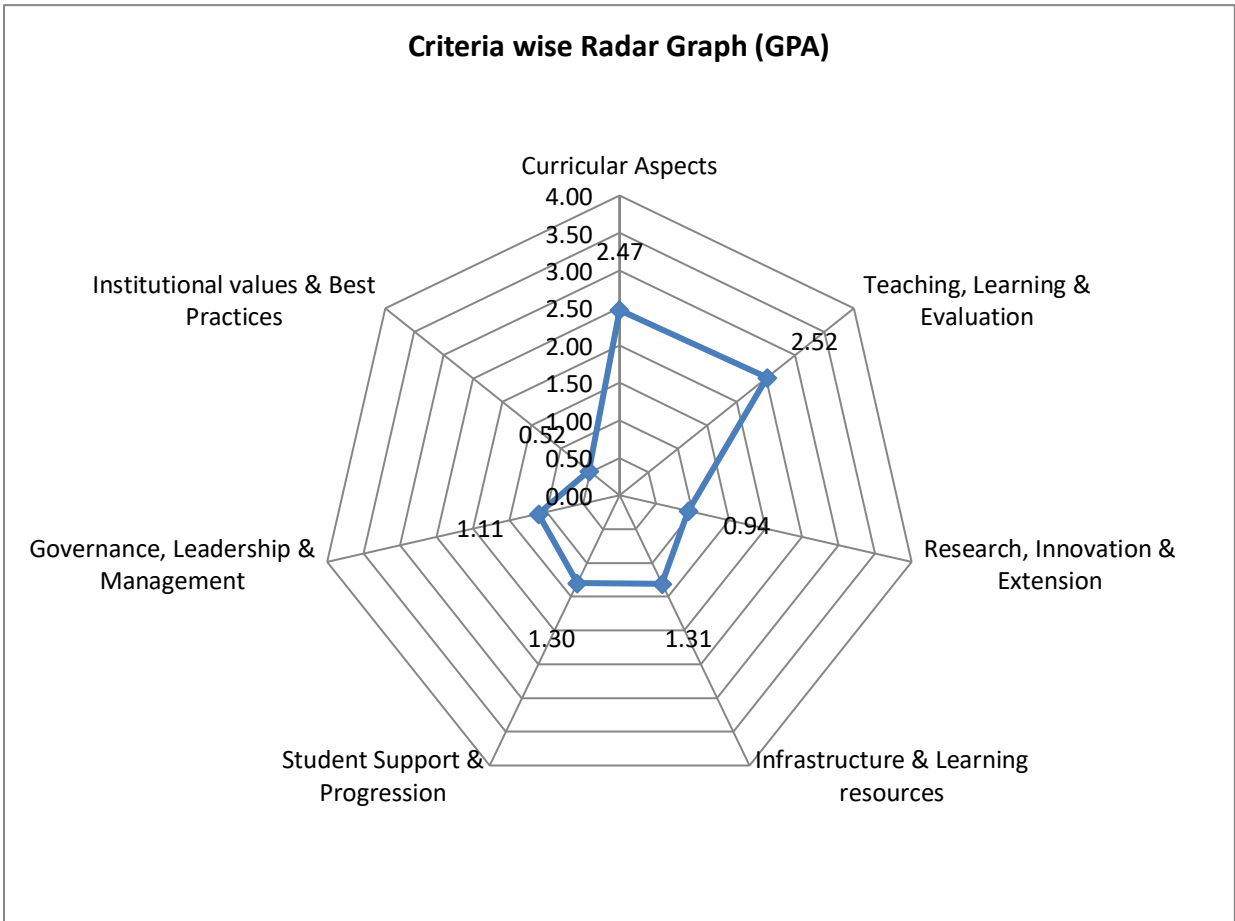
**Academic and Administrative Audit - 2019-2020**

<b>No</b>	<b>Criteria</b>	<b>Weightage (W1)</b>	<b>Criterion-wise Weighted Grade Point (CrWGP1)</b>	<b>Grade Point Averages (CrWGP<sub>i</sub>/W<sub>i</sub>)</b>
1	Curricular Aspects	150.00	370.00	2.47
2	Teaching, Learning & Evaluation	230.00	580.00	2.52
3	Research, Innovation & Extension	131.00	123.00	0.94
4	Infrastructure & Learning resources	26.00	34.00	1.31
5	Student Support & Progression	54.00	70.00	1.30
6	Governance, Leadership & Management	18.00	20.00	1.11
7	Institutional values & Best Practices	77.00	40.00	0.52
	<b>Total</b>	<b>686.00</b>	<b>1237.00</b>	<b>1.8</b>
	<b>CGPA :</b>	<b>1.8</b>		

Dean IQAC

Principal

Department : TAMIL



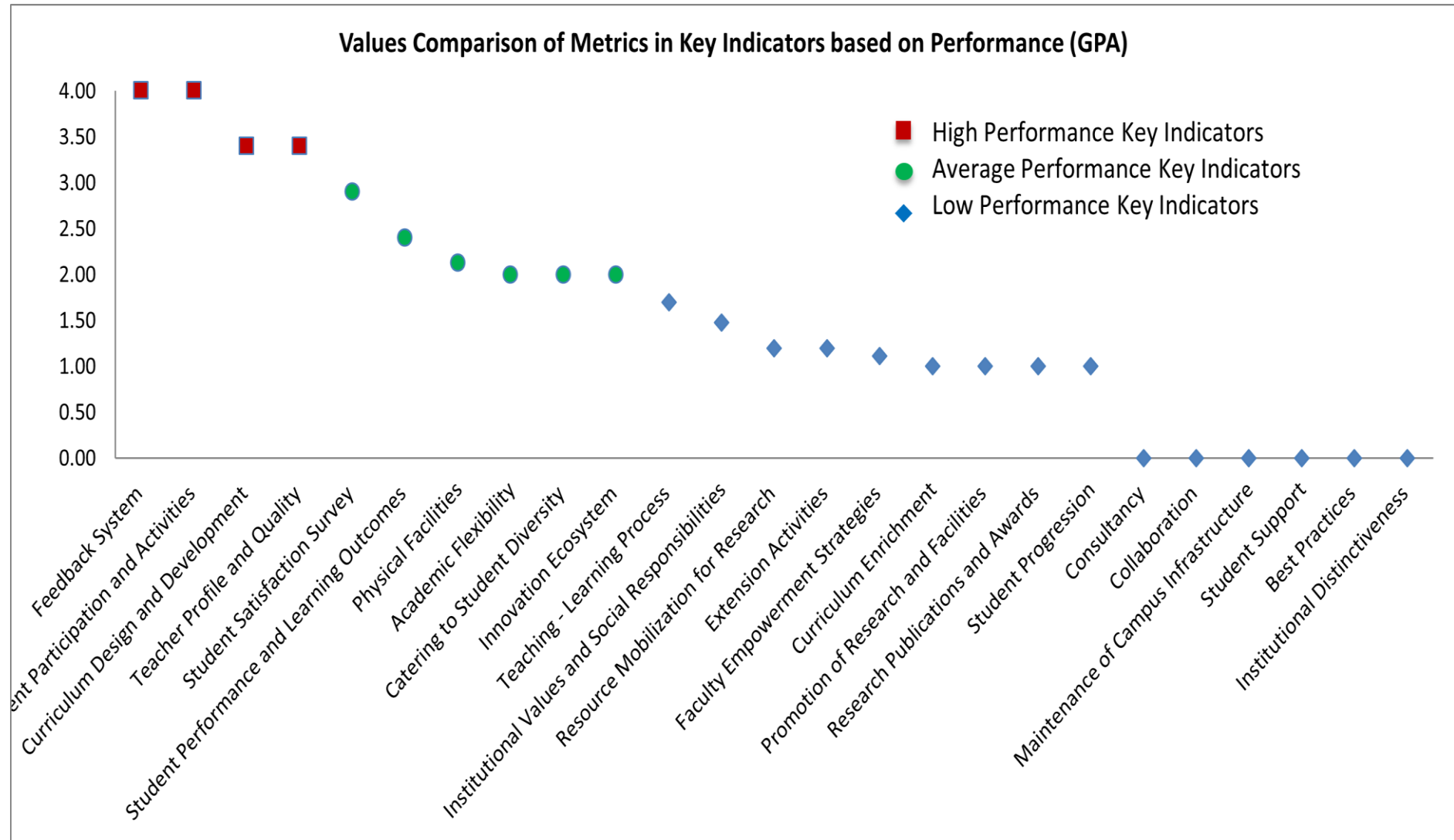
Department : Tamil

Academic and Administrative Audit - 2019-2020

No	Criteria and Key Indicators	Key Indicator Weightage (W <sub>i</sub> )	Key Indicator Wise Weighted Grade Points (KIWGP) <sub>i</sub>	Grade Point Averages (CrWGPi/Wi)
<b>Criterion I – Curricular Aspects</b>				
1.1	Curriculum Design and Development	50	170.00	3.40
1.2	Academic Flexibility	40	80.00	2.00
1.3	Curriculum Enrichment	40	40.00	1.00
1.4	Feedback System	20	80.00	4.00
	<b>Total</b>	<b>150</b>	<b>370.00</b>	<b>2.47</b>
<b>Criterion II – Teaching-Learning and Evaluation</b>				
2.2	Catering to Student Diversity	30	60.00	2.00
2.3	Teaching - Learning Process	50	85.00	1.70
2.4	Teacher Profile and Quality	50	170.00	3.40
2.6	Student Performance and Learning Outcomes	50	120.00	2.40
2.7	Student Satisfaction Survey	50	145.00	2.90
	<b>Total</b>	<b>230</b>	<b>580.00</b>	<b>2.52</b>
<b>Criterion III – Research, Innovations and Extension</b>				
3.1	Promotion of Research and Facilities	6	6.00	1.00
3.2	Resource Mobilization for Research	10	12.00	1.20
3.3	Innovation Ecosystem	10	20.00	2.00
3.4	Research Publications and Awards	25	25.00	1.00
3.5	Consultancy	10	0.00	0.00

3.6	Extension Activities	50	60.00	1.20
3.7	Collaboration	20	0.00	0.00
	<b>Total</b>	<b>131</b>	<b>123.00</b>	<b>0.94</b>
<b>Criterion IV – Infrastructure and Learning Resources</b>				
4.1	Physical Facilities	16	34.00	2.13
4.4	Maintenance of Campus Infrastructure	10	0.00	0.00
	<b>Total</b>	<b>26</b>	<b>34.00</b>	<b>1.31</b>
<b>Criterion V - Student Support and Progression</b>				
5.1	Student Support	14	0.00	0.00
5.2	Student Progression	30	30.00	1.00
5.3	Student Participation and Activities	10	40.00	4.00
	<b>Total</b>	<b>54</b>	<b>70.00</b>	<b>1.30</b>
<b>Criterion VI – Governance, Leadership and Management</b>				
6.3	Faculty Empowerment Strategies	18	20.00	1.11
	<b>Total</b>	<b>18</b>	<b>20.00</b>	<b>1.11</b>
<b>Criterion VII – Institutional Values and Best Practices</b>				
7.1	Institutional Values and Social Responsibilities	27	40.00	1.48
7.2	Best Practices	30	0.00	0.00
7.3	Institutional Distinctiveness	20	0.00	0.00
	<b>Total</b>	<b>77</b>	<b>40.00</b>	<b>0.52</b>
	<b>Grand Total</b>	<b>686</b>	<b>1237.00</b>	<b>1.8</b>

Values Comparison of Metrics in Key Indicators based on Performance (GPA)





## Scott Christian College (Autonomous), Nagercoil

AAA 2019 - 2020 - Assessment Sheet

Department of Tamil

### Qualitative & Quantitative Metrics



Metric	Parameter	QIM/ QnM	Weightage	Score	Wtd. Score
<b>Criterion I – Curricular Aspects</b>					
<b>1.1</b>	<b>Curriculum Design and Development</b>				
1.1.1	Curricula developed/adopted having Learning Outcomes including Programme Outcomes (Pos), Programme specific outcomes (PSOs) and Course Outcomes (COs) for all the UG, PG and M.Phil programmes offered by the Department and mapped them with syllabus properly.	QIM	20	4	80
1.1.2	List of Programmes where syllabus revision was carried out during 2019-2020	QnM	20	4	80
1.1.3	Courses having focus on employability/ entrepreneurship/ skill development during 2019 - 2020	QnM	10	1	10
<b>1.1</b>	<b>Curriculum Design and Development</b>		<b>50</b>	<b>3.4</b>	<b>170</b>
<b>1.2</b>	<b>Academic Flexibility</b>				
1.2.1	New courses introduced of the total number of courses across all programs offered during 2019 - 2020.	QnM	20	0	0
1.2.2	Programs in which Choice Based Credit System (CBCS)/elective course system has been implemented (2019 - 2020)	QnM	20	4	80
<b>1.2</b>	<b>Academic Flexibility</b>		<b>40</b>	<b>2</b>	<b>80</b>
<b>1.3</b>	<b>Curriculum Enrichment</b>				
1.3.1	List of courses whose syllabus integrate Cross cutting Issues related to Gender/ Environment & Sustainability/Human Values & Professional Ethics.	QIM	10	4	40
1.3.2	List of Value-added courses imparting transferable and life skills offered during 2019-2020 with details of the students	QnM	10	0	0

1.3.3	(Average Percentage of students enrolled in the courses under 1.3.2 above) List of Value-added courses imparting transferable and life skills offered during 2019-2020 with details of the students	QnM	10	0	0
1.3.4	Details of students undertaking field projects / internships (2019 - 2020)	QnM	10	0	0
<b>1.3</b>	<b>Curriculum Enrichment</b>		<b>40</b>	<b>1</b>	<b>40</b>
<b>1.4</b>	<b>Feedback System</b>				
1.4.1	Structured feedback received from: 1) Students, 2) Teachers, 3) Employers, 4) Alumni 5) Parents, for design and review of syllabus - Semester wise /year wise (Weightage: 10 QnM) Options: A. Any 4 of the above B. Any 3 of the above C. Any 2 of the above D. Any 1 of the above E. None of the above	QnM	10	4	40
1.4.2	Feedback processes of the institution may be classified as follows: A) A. Feedback collected, analysed and action taken and report made available on website B) Feedback collected, analysed and action has been taken C) Feedback collected and analysed D) Feedback collected E) Feedback not obtained	QnM	10	4	40
<b>1.4</b>	<b>Feedback System</b>		<b>20</b>	<b>4</b>	<b>80</b>
<b>Criterion I – Curricular Aspects</b>			<b>150</b>	<b>2.47</b>	<b>370</b>
<b>Criterion II – Teaching-Learning and Evaluation</b>					
<b>2.2</b>	<b>Catering to Student Diversity</b>				
2.2.1	The institution assesses the learning levels of the students, after admission and organises special programs for advanced learners and slow learners	QIM	15	0	0
2.2.2	Student - Full time teacher ratio(current year data)	QnM	15	4	60
<b>2.2</b>	<b>Catering to Student Diversity</b>		<b>30</b>	<b>2</b>	<b>60</b>
<b>2.3</b>	<b>Teaching - Learning Process</b>				
2.3.1	Student centric methods, such as experiential learning, participative learning and problem solving methodologies are used for enhancing learning experiences	QIM	15	0	0



2.3.2	Teachers use ICT enabled tools including online resources for effective teaching and learning process	QIM	15	3	45
2.3.3	Ratio of students to mentor for academic and stress related issues (current year data)	QnM	10	4	40
2.3.4	Preparation and adherence to Academic Calendar and Teaching plans by the institution	QIM	10	0	0
<b>2.3</b>	<b>Teaching - Learning Process</b>		<b>50</b>	<b>1.7</b>	<b>85</b>
<b>2.4</b>	<b>Teacher Profile and Quality</b>				
2.4.1	Full time teachers against sanctioned posts during 2019-2020	QnM	15	4	60
2.4.2	Full time teachers with Ph.D. (/ D.M. / M.Ch. /D.N.B Super speciality / D.Sc. / D.Litt. )during 2019-2020	QnM	20	4	80
2.4.3	Teaching experience of full time teachers in same institution number of years (current year data)	QnM	15	2	30
<b>2.4</b>	<b>Teacher Profile and Quality</b>		<b>50</b>	<b>3.4</b>	<b>170</b>
<b>2.6</b>	<b>Student Performance and Learning Outcomes</b>				
2.6.1	i) Provide the web link displaying Programme Outcomes(PO)/Programme Specific Outcomes (PSO) / Course Outcomes (CO) for all programmes offered by the Department.	QIM	20	2	40
2.6.2	Evaluation of attainment of PO, PSO & CO	QIM	10	0	0
2.6.3	Passed out details of final year students	QnM	20	4	80
<b>2.6</b>	<b>Student Performance and Learning Outcomes</b>		<b>50</b>	<b>2.4</b>	<b>120</b>
<b>2.7</b>	<b>Student Satisfaction Survey</b>				
2.7.1	Online student satisfaction survey (SSS) regarding to teaching learning process.	QnM	50	<b>2.9</b>	<b>145</b>
<b>2.7</b>	<b>Student Satisfaction Survey</b>		<b>50</b>	<b>2.9</b>	<b>145</b>
<b>Criterion II – Teaching-Learning and Evaluation</b>			<b>230</b>	<b>2.52</b>	<b>580</b>

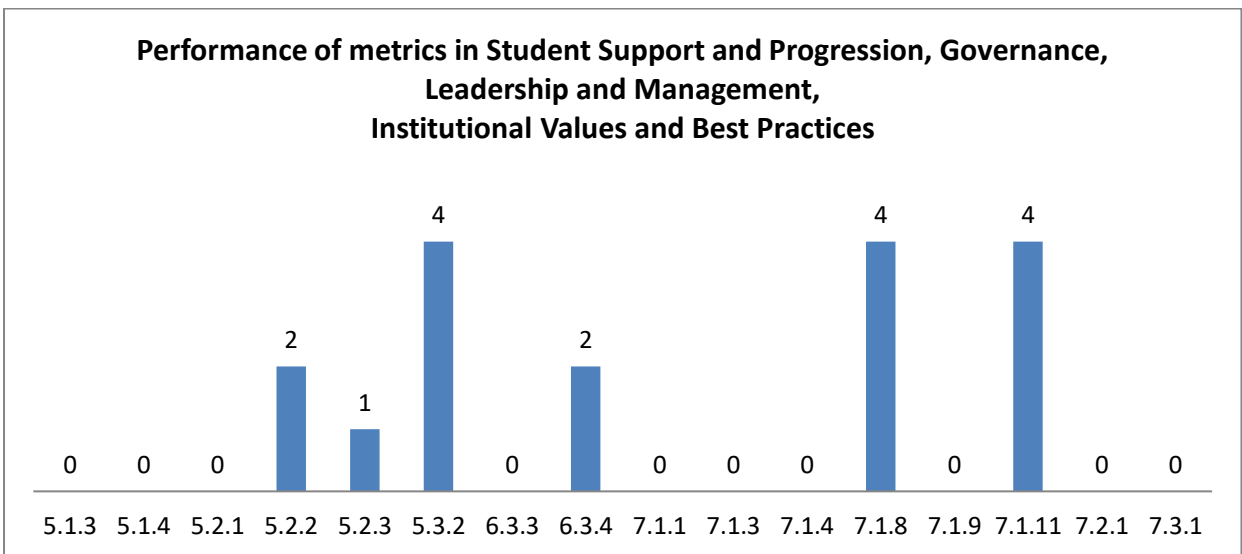
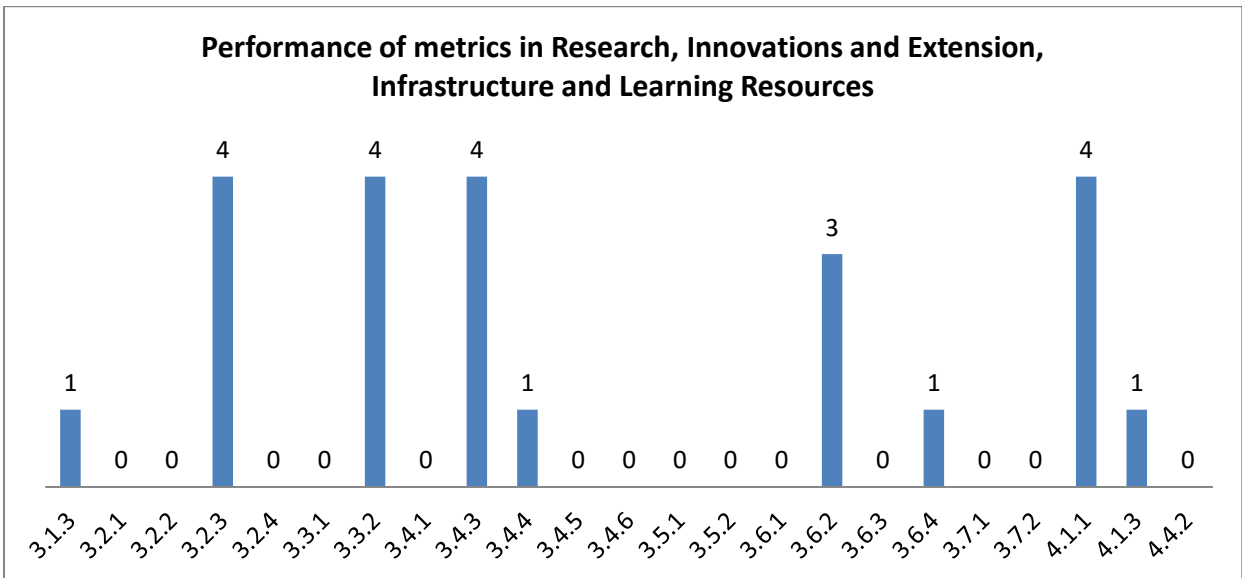
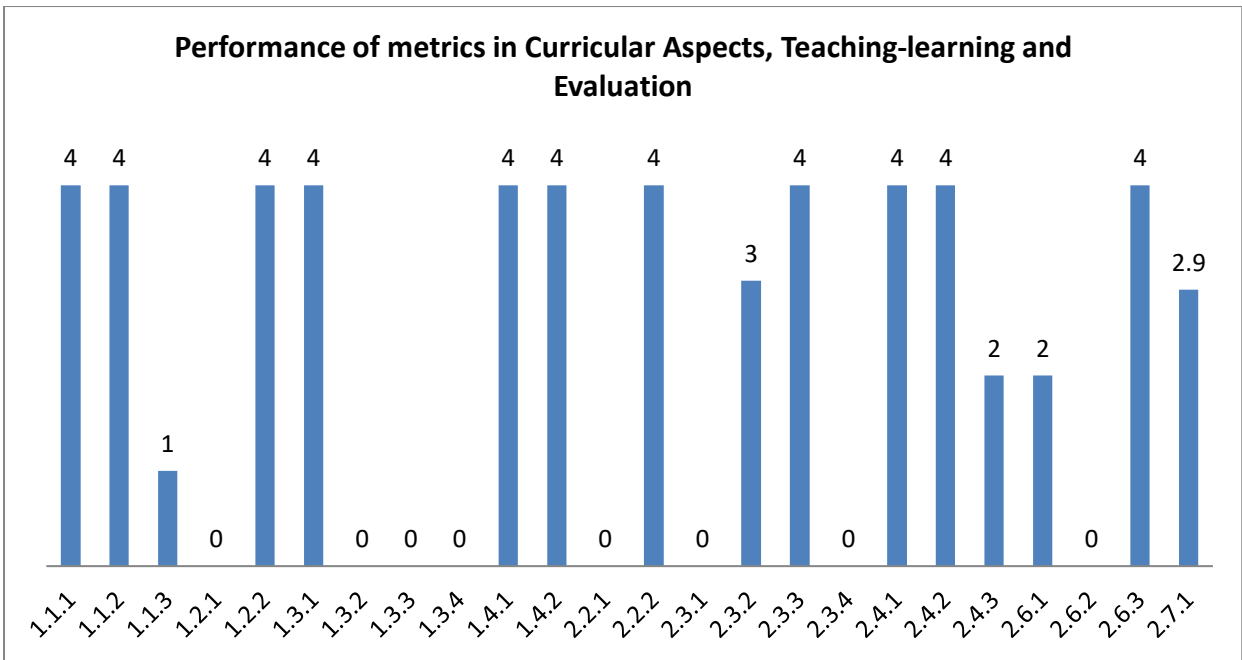
<b>Criterion III – Research, Innovations and Extension</b>					
<b>3.1</b>	<b>Promotion of Research and Facilities</b>				
3.1.3	Number of teachers awarded national/ international fellowship for advanced studies/ research during 2019-2020	QnM	6	1	<b>6</b>
<b>3.1</b>	<b>Promotion of Research and Facilities</b>		<b>6</b>	<b>1</b>	<b>6</b>
<b>3.2</b>	<b>Resource Mobilization for Research</b>				
3.2.1	Grants for research projects sponsored by the government, non-government sources such as industry, corporate houses, international bodies, endowments, Chairs in the institution during 2019-2020	QnM	2	0	<b>0</b>
3.2.2	Number of teachers having research projects during the 2019 - 2020	QnM	2	0	<b>0</b>
3.2.3	Teachers recognised as research guides	QnM	3	4	<b>12</b>
3.2.4	Number of research projects per teacher funded by government and non-government agencies during 2019-2020	QnM	3	0	<b>0</b>
<b>3.2</b>	<b>Resource Mobilization for Research</b>		<b>10</b>	<b>1.2</b>	<b>12</b>
<b>3.3</b>	<b>Innovation Ecosystem</b>				
3.3.1	What are the innovation done by the Department / Club including Incubation Centre and other initiatives for creation and transfer of knowledge?	QIM	5	<b>0</b>	<b>0</b>
3.3.2	Number of workshops/seminars conducted on Research Methodology, Intellectual Property Rights (IPR) and entrepreneurship and skills development Industry-Academia Innovative practices during 2019-2020	QnM	5	4	<b>20</b>
<b>3.3</b>	<b>Innovation Ecosystem</b>		<b>10</b>	<b>2</b>	<b>20</b>
<b>3.4</b>	<b>Research Publications and Awards</b>				
3.4.1	The institution has a stated Code of Ethics to check malpractices and plagiarism in Research	QnM	5	0	<b>0</b>
3.4.3	Number of research papers per teacher in the Journals notified on UGC website during 2019-2020	QnM	5	4	<b>20</b>
3.4.4	Number of books and chapters in edited volumes / books published, and papers in national/international conference - proceedings per teacher during 2019-2020	QnM	5	1	<b>5</b>

3.4.5	Bibliometrics of the publications during 2019-2020 based on average citation index in Scopus/ Web of Science or Pub Med/ Indian Citation Index	QnM	5	0	0
3.4.6	Bibliometrics of the publications during 2019-2020 based on Scopus/ Web of Science – h-index of the Department	QnM	5	0	0
<b>3.4</b>	<b>Research Publications and Awards</b>		25	1	25
<b>3.5</b>	<b>Consultancy</b>				
3.5.1	Revenue generated from consultancy corporate training during 2019-2020	QnM	5	0	0
3.5.2	Amount spent on developing facilities, training teachers and staff for undertaking consultancy during 2019 - 2020 (in Lakhs)	QnM	5	0	0
<b>3.5</b>	<b>Consultancy</b>		10	0	0
<b>3.6</b>	<b>Extension Activities</b>				
3.6.1	What are the Extension activities in the neighborhood community in terms of impact and sensitizing students to social issues and holistic development during 2019-2020?	QIM	10	0	0
3.6.2	Number of awards and recognition received for extension activities from Government /recognized bodies during 2019 - 2020	QnM	15	3	45
3.6.3	Number of extension and outreach Programmes conducted in collaboration with industry, community and Non- Government Organizations through NSS/NCC/Red cross/YRC etc., during 2019-2020	QnM	10	0	0
3.6.4	Students participating in extension activities with Government Organizations, Non-Government Organizations and Programmes such as Swachh Bharat, Aids Awareness, Gender Issue, etc. during 2019-2020	QnM	15	1	15
<b>3.6</b>	<b>Extension Activities</b>		50	1.2	60
<b>3.7</b>	<b>Collaboration</b>				
3.7.1	Number of Collaborative activities for research, faculty exchange, student exchange / internship/ on –the-job training/ project work	QnM	10	0	0
3.7.2	Number of functional MoUs with institutions of national, international importance, other universities, industries, corporate houses etc. during 2019-2020	QnM	10	0	0
<b>3.7</b>	<b>Collaboration</b>		20	0	0
<b>Criterion III – Research, Innovations and Extension</b>			131	0.94	123

	<b>Criterion IV – Infrastructure and Learning Resources</b>				
<b>4.1</b>	<b>Physical Facilities</b>				
4.1.1	The institution has adequate facilities for teaching – learning, viz., classrooms, laboratories, computing equipment, etc.	QIM	6	4	24
4.1.3	Percentage of classrooms and seminar halls with ICT – enabled facilities such as smart class, LMS, etc.	QnM	10	1	10
<b>4.1</b>	<b>Physical Facilities</b>		16	2.13	34
<b>4.4</b>	<b>Maintenance of Campus Infrastructure</b>				
4.4.2	Provide the Service/Maintenance Record	QIM	10	0	0
<b>4.4</b>	<b>Maintenance of Campus Infrastructure</b>		10	0	0
<b>Criterion IV – Infrastructure and Learning Resources</b>			26	1.31	34
	<b>Criterion V - Student Support and Progression</b>				
<b>5.1</b>	<b>Student Support</b>				
5.1.3	Number of capability enhancement and development schemes 1. Soft skills 2. Language and communication skills 3. Life skills (Yoga, physical fitness, health and hygiene) 4. Awareness of trends in technology . (Opt one)	QnM	8	0	0
5.1.4	Students benefited by guidance for competitive examinations and career counseling offered by the institution during 2019-2020	QnM	6	0	0
<b>5.1</b>	<b>Student Support</b>		14	0	0
<b>5.2</b>	<b>Student Progression</b>				
5.2.1	Placement of outgoing students during 2019-2020	QnM	10	0	0
5.2.2	Student progression to higher education (previous graduating batch i.e., 2019 - 2020)	QnM	10	2	20
5.2.3	Students qualifying in state/ national/ international level examinations during 2019-2020 (eg: NET/ SLET/GATE/GMAT /CAT, GRE/TOFEL/Civil Services/State government examinations)	QnM	10	1	10
<b>5.2</b>	<b>Student Progression</b>		30	1	30
<b>5.3</b>	<b>Student Participation and Activities</b>				
5.3.2	Presence of an active Student Council & representation of students on academic & administrative bodies/committees	QIM	10	4	40
<b>5.3</b>	<b>Student Participation and Activities</b>		10	4	40
<b>Criterion V - Student Support and Progression</b>			54	1.3	70

	<b>Criterion VI – Governance, Leadership and Management</b>				
<b>6.3</b>	<b>Faculty Empowerment Strategies</b>				
6.3.3	Number of professional development / administrative training Programmes organized by the Institution for teaching and non teaching staff during 2019-2020	QnM	8	0	0
6.3.4	Teachers attending professional development Programmes, viz., Orientation Programme, Refresher Course, Short Term Course, Faculty Development Programmes during 2019-2020	QnM	10	2	20
<b>6.3</b>	<b>Faculty Empowerment Strategies</b>		<b>18</b>	<b>1.11</b>	<b>20</b>
<b>Criterion VI – Governance, Leadership and Management</b>			<b>18</b>	<b>1.11</b>	<b>20</b>
	<b>Criterion VII – Institutional Values and Best Practices</b>				
<b>7.1</b>	<b>Institutional Values and Social Responsibilities</b>				
7.1.1	Number of gender equity promotion Programmes organized by the department/club/cell/ unit during 2019-2020	QIM	5	0	<b>0</b>
7.1.3	Waste Management steps including: a) Solid waste management b) Liquid waste management c) Biomedical waste management d) E-waste management e) Waste recycling system f) Hazardous chemicals and radioactive waste management	QIM	4	0	<b>0</b>
7.1.4	Rain water harvesting structures and utilization : 1. Rain water harvesting 2. Borewell /Open well recharge 3. Construction of tanks and bunds 4. Waste water recycling 5. Maintenance of water bodies and distribution system in the campus	QnM	4	0	<b>0</b>
7.1.8	Institutional efforts/initiatives in providing an inclusive environment i.e., tolerance and harmony towards cultural, regional, linguistic, communal socioeconomic and other diversities	QIM	5	4	<b>20</b>
7.1.9	Sensitization of students and employees of the Institution to the constitutional obligations: values, rights, duties and responsibilities of citizens	QIM	4	0	<b>0</b>

7.1.11	Institution celebrates / organizes national and international commemorative days, events and festivals	QIM	5	4	<b>20</b>
<b>7.1</b>	<b>Institutional Values and Social Responsibilities</b>		27	1.48	40
<b>7.2</b>	<b>Best Practices</b>				
7.2.1	Describe any one best practice followed by the Department/ Body / Committee / Club/Unit	QIM	30	0	0
<b>7.2</b>	<b>Best Practices</b>		30	0	0
<b>7.3</b>	<b>Institutional Distinctiveness</b>				
7.3.1	Describe/Explain the performance the Department in one area distinctive to its Vision, Priority & Thrust	QIM	20	0	0
<b>7.3</b>	<b>Institutional Distinctiveness</b>		20	0	0
<b>Criterion VII – Institutional Values and Best Practices</b>			77	0.52	40
	<b>Criteria-wise Assessment</b>		<b>Weightage (W)</b>	<b>Score</b>	<b>Wtd Grade Point (WGP)</b>
1	Curricular Aspects		150.00	2.47	370.00
2	Teaching, Learning & Evaluation		230.00	2.52	580.00
3	Research, Innovation & Extension		131.00	0.94	123.00
4	Infrastructure & Learning resources		26.00	1.31	34.00
5	Student Support & Progression		54.00	1.30	70.00
6	Governance, Leadership & Management		18.00	1.11	20.00
7	Institutional values & Best Practices		77.00	0.52	40.00
	<b>Overall:-</b>		<b>686.00</b>	<b>1.80</b>	<b>1237.00</b>



**Department : Tamil**

**Academic and Administrative Audit - 2019-2020**

**Strengths and Weaknesses**

**Strengths :**

- ✓ Feedback System
- ✓ Student Participation and Activities
- ✓ Curriculum Design and Development
- ✓ Teacher Profile and Quality

**Weaknesses :**

- Student Satisfaction Survey
- Student Performance and Learning Outcomes
- Physical Facilities
- Academic Flexibility
- Catering to Student Diversity
- Innovation Ecosystem
- Teaching - Learning Process
- Institutional Values and Social Responsibilities
- Resource Mobilization for Research
- Extension Activities
- Faculty Empowerment Strategies
- Curriculum Enrichment
- Promotion of Research and Facilities
- Research Publications and Awards
- Student Progression
- Consultancy
- Collaboration
- Maintenance of Campus Infrastructure
- Student Support
- Best Practices
- Institutional Distinctiveness







**Scott Christian College (Autonomous)**  
Nagercoil – 629 003, Tamil Nadu, India

**INTERNAL QUALITY ASSURANCE CELL**



# **ACADEMIC & ADMINISTRATIVE AUDIT 2019 - 2020**

## **DEPARTMENT OF MALAYALAM**

**GRADE**

**C**

**Score : 1.92/4**

**Department : Malayalam**

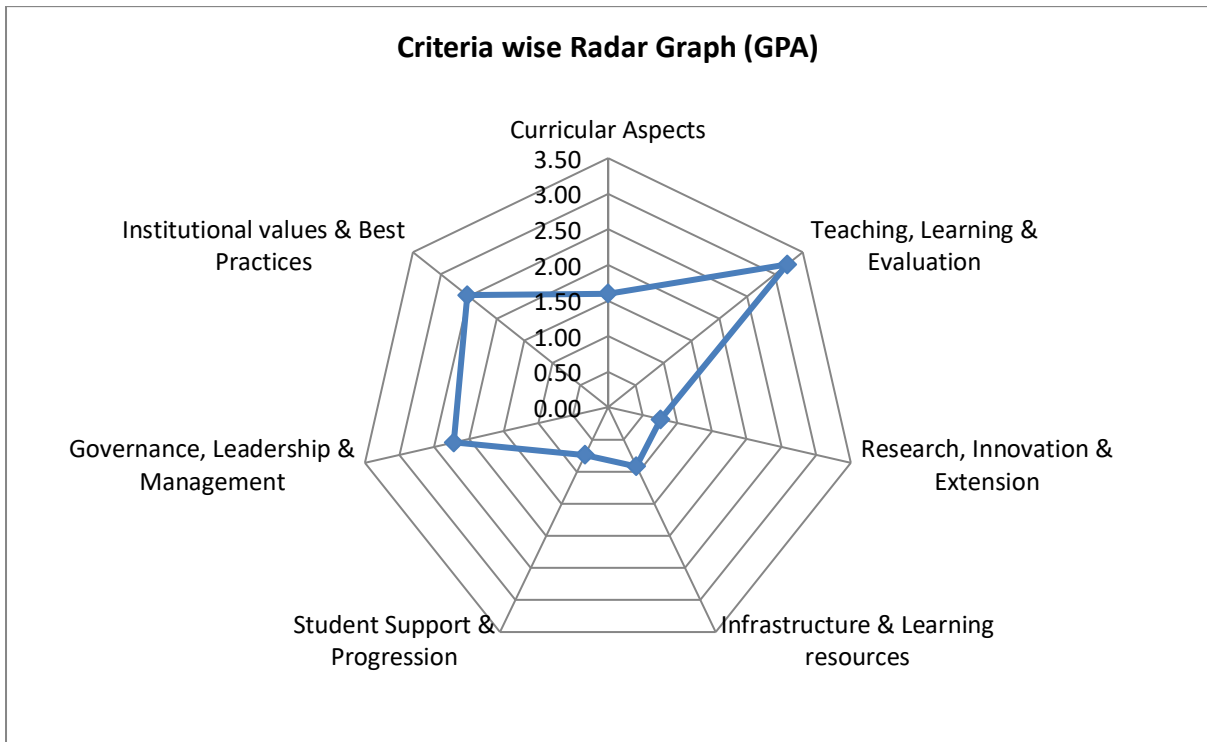
**Academic and Administrative Audit - 2019-2020**

<b>No</b>	<b>Criteria</b>	<b>Weightage (W1)</b>	<b>Criterion-wise Weighted Grade Point (CrWGP1)</b>	<b>Grade Point Averages (CrWGP<sub>i</sub>/W<sub>i</sub>)</b>
1	Curricular Aspects	150.00	240.00	1.60
2	Teaching, Learning & Evaluation	180.00	580.00	3.22
3	Research, Innovation & Extension	131.00	100.00	0.76
4	Infrastructure & Learning resources	26.00	24.00	0.92
5	Student Support & Progression	54.00	40.00	0.74
6	Governance, Leadership & Management	18.00	40.00	2.22
7	Institutional values & Best Practices	77.00	195.00	2.53
	<b>Total</b>	<b>636.00</b>	<b>1219.00</b>	<b>1.92</b>
	<b>CGPA :</b>	<b>1.92</b>		

Dean IQAC

Principal

**Department : Malayalam**

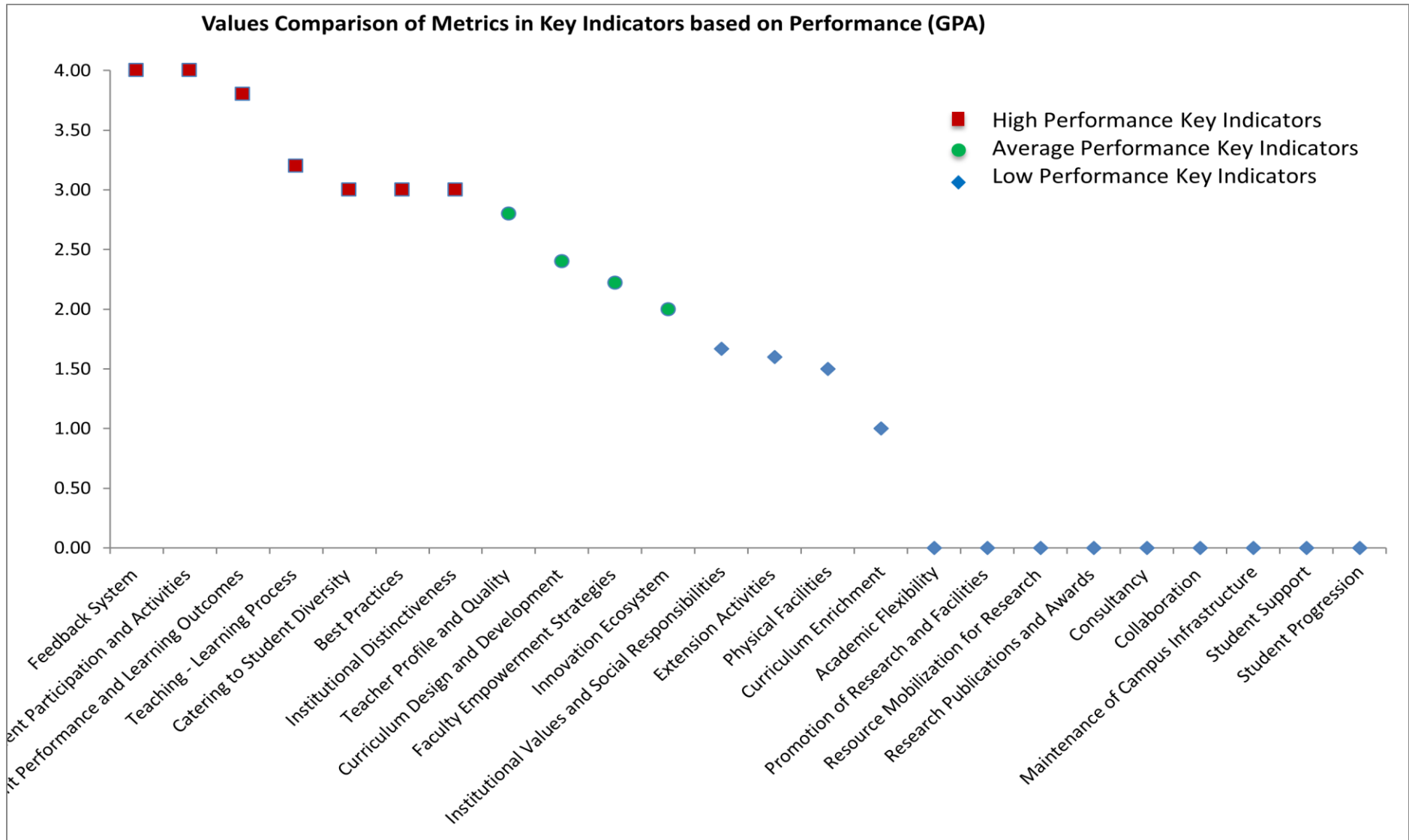


Department : Malayalam

Academic and Administrative Audit - 2019-2020

No	Criteria and Key Indicators	Key Indicator Weightage (W <sub>i</sub> )	Key Indicator Wise Weighted Grade Points (KIWGP) <sub>i</sub>	Grade Point Averages (CrWGPI/W <sub>i</sub> )
<b>Criterion I – Curricular Aspects</b>				
1.1	Curriculum Design and Development	50	120.00	2.40
1.2	Academic Flexibility	40	0.00	0.00
1.3	Curriculum Enrichment	40	40.00	1.00
1.4	Feedback System	20	80.00	4.00
	<b>Total</b>	<b>150</b>	<b>240.00</b>	<b>1.60</b>
<b>Criterion II – Teaching-Learning and Evaluation</b>				
2.2	Catering to Student Diversity	30	90.00	3.00
2.3	Teaching - Learning Process	50	160.00	3.20
2.4	Teacher Profile and Quality	50	140.00	2.80
2.6	Student Performance and Learning Outcomes	50	190.00	3.80
	<b>Total</b>	<b>180</b>	<b>580.00</b>	<b>3.22</b>
<b>Criterion III – Research, Innovations and Extension</b>				
3.1	Promotion of Research and Facilities	6	0.00	0.00
3.2	Resource Mobilization for Research	10	0.00	0.00
3.3	Innovation Ecosystem	10	20.00	2.00
3.4	Research Publications and Awards	25	0.00	0.00
3.5	Consultancy	10	0.00	0.00
3.6	Extension Activities	50	80.00	1.60

3.7	Collaboration	20	0.00	0.00
	<b>Total</b>	<b>131</b>	<b>100.00</b>	<b>0.76</b>
<b>Criterion IV – Infrastructure and Learning Resources</b>				
4.1	Physical Facilities	16	24.00	1.50
4.4	Maintenance of Campus Infrastructure	10	0.00	0.00
	<b>Total</b>	<b>26</b>	<b>24.00</b>	<b>0.92</b>
<b>Criterion V - Student Support and Progression</b>				
5.1	Student Support	14	0.00	0.00
5.2	Student Progression	30	0.00	0.00
5.3	Student Participation and Activities	10	40.00	4.00
	<b>Total</b>	<b>54</b>	<b>40.00</b>	<b>0.74</b>
<b>Criterion VI – Governance, Leadership and Management</b>				
6.3	Faculty Empowerment Strategies	18	40.00	2.22
	<b>Total</b>	<b>18</b>	<b>40.00</b>	<b>2.22</b>
<b>Criterion VII – Institutional Values and Best Practices</b>				
7.1	Institutional Values and Social Responsibilities	27	45.00	1.67
7.2	Best Practices	30	90.00	3.00
7.3	Institutional Distinctiveness	20	60.00	3.00
	<b>Total</b>	<b>77</b>	<b>195.00</b>	<b>2.53</b>
	<b>Grand Total</b>	<b>636</b>	<b>1219.00</b>	<b>1.92</b>





## Scott Christian College (Autonomous), Nagercoil

AAA 2019 - 2020 - Assessment Sheet

Department of Malayalam

### Qualitative & Quantitative Metrics



Metric	Parameter	QIM/QnM	Weightage	Score	Wtd. Score
<b>Criterion I – Curricular Aspects</b>					
<b>1.1</b>	<b>Curriculum Design and Development</b>				
1.1.1	Curricula developed/adopted having Learning Outcomes including Programme Outcomes (Pos), Programme specific outcomes (PSOs) and Course Outcomes (COs) for all the UG, PG and M.Phil programmes offered by the Department and mapped them with syllabus properly.	QIM	20	4	80
1.1.2	List of Programmes where syllabus revision was carried out during 2019-2020	QnM	20	0	0
1.1.3	Courses having focus on employability/ entrepreneurship/ skill development during 2019 - 2020	QnM	10	4	40
<b>1.1</b>	<b>Curriculum Design and Development</b>		<b>50</b>	<b>2.4</b>	<b>120</b>
<b>1.2</b>	<b>Academic Flexibility</b>				
1.2.1	New courses introduced of the total number of courses across all programs offered during 2019 - 2020.	QnM	20	0	0
1.2.2	Programs in which Choice Based Credit System (CBCS)/elective course system has been implemented (2019 - 2020)	QnM	20	0	0
<b>1.2</b>	<b>Academic Flexibility</b>		<b>40</b>	<b>0</b>	<b>0</b>
<b>1.3</b>	<b>Curriculum Enrichment</b>				
1.3.1	List of courses whose syllabusus integrate Cross cutting Issues related to Gender/ Environment & Sustainability/Human Values & Professional Ethics.	QIM	10	4	40
1.3.2	List of Value-added courses imparting transferable and life skills offered during 2019-2020 with details of the students	QnM	10	0	0
1.3.3	(Average Percentage of students enrolled in the courses under 1.3.2 above) List of Value-added courses imparting transferable and life skills offered during 2019-2020 with details of the students	QnM	10	0	0

1.3.4	Details of students undertaking field projects / internships (2019 - 2020)	QnM	10	0	0
<b>1.3</b>	<b>Curriculum Enrichment</b>		40	1	40
<b>1.4</b>	<b>Feedback System</b>				
1.4.1	Structured feedback received from: 1) Students, 2) Teachers, 3) Employers, 4) Alumni 5) Parents, for design and review of syllabus - Semester wise /year wise (Weightage: 10 QnM) Options: A. Any 4 of the above B. Any 3 of the above C. Any 2 of the above D. Any 1 of the above E. None of the above	QnM	10	4	40
1.4.2	Feedback processes of the institution may be classified as follows: A) A. Feedback collected, analysed and action taken and report made available on website B) Feedback collected, analysed and action has been taken C) Feedback collected and analysed D) Feedback collected E) Feedback not obtained	QnM	10	4	40
<b>1.4</b>	<b>Feedback System</b>		20	4	80
<b>Criterion I – Curricular Aspects</b>			150	1.6	240
<b>Criterion II – Teaching-Learning and Evaluation</b>					
<b>2.2</b>	<b>Catering to Student Diversity</b>				
2.2.1	The institution assesses the learning levels of the students, after admission and organises special programs for advanced learners and slow learners	QIM	15	4	60
2.2.2	Student - Full time teacher ratio(current year data)	QnM	15	2	30
<b>2.2</b>	<b>Catering to Student Diversity</b>		30	3	90
<b>2.3</b>	<b>Teaching - Learning Process</b>				
2.3.1	Student centric methods, such as experiential learning, participative learning and problem solving methodologies are used for enhancing learning experiences	QIM	15	4	60
2.3.2	Teachers use ICT enabled tools including online resources for effective teaching and learning process	QIM	15	4	60
2.3.3	Ratio of students to mentor for academic and stress related issues (current year data)	QnM	10	0	0



2.3.4	Preparation and adherence to Academic Calendar and Teaching plans by the institution	QIM	10	4	40
<b>2.3</b>	<b>Teaching - Learning Process</b>		<b>50</b>	<b>3.2</b>	<b>160</b>
<b>2.4</b>	<b>Teacher Profile and Quality</b>				
2.4.1	Full time teachers against sanctioned posts during 2019-2020	QnM	15	4	60
2.4.2	Full time teachers with Ph.D. (/ D.M. / M.Ch. /D.N.B Super speciality / D.Sc. / D.Litt. )during 2019-2020	QnM	20	4	80
2.4.3	Teaching experience of full time teachers in same institution number of years (current year data)	QnM	15	0	0
<b>2.4</b>	<b>Teacher Profile and Quality</b>		<b>50</b>	<b>2.8</b>	<b>140</b>
<b>2.6</b>	<b>Student Performance and Learning Outcomes</b>				
2.6.1	i) Provide the web link displaying Programme Outcomes(PO)/Programme Specific Outcomes (PSO) / Course Outcomes (CO) for all programmes offered by the Department.	QIM	20	4	80
2.6.2	Evaluation of attainment of PO, PSO & CO	QIM	10	3	30
2.6.3	Passed out details of final year students	QnM	20	4	80
<b>2.6</b>	<b>Student Performance and Learning Outcomes</b>		<b>50</b>	<b>3.8</b>	<b>190</b>
<b>Criterion II – Teaching-Learning and Evaluation</b>			<b>180</b>	<b>3.22</b>	<b>580</b>
<b>Criterion III – Research, Innovations and Extension</b>					
<b>3.1</b>	<b>Promotion of Research and Facilities</b>				
3.1.3	Number of teachers awarded national/ international fellowship for advanced studies/ research during 2019-2020	QnM	6	0	<b>0</b>
<b>3.1</b>	<b>Promotion of Research and Facilities</b>		<b>6</b>	<b>0</b>	<b>0</b>
<b>3.2</b>	<b>Resource Mobilization for Research</b>				
3.2.1	Grants for research projects sponsored by the government, non-government sources such as industry, corporate houses, international bodies, endowments, Chairs in the institution during 2019-2020	QnM	2	0	<b>0</b>
3.2.2	Number of teachers having research projects during the 2019 - 2020	QnM	2	0	<b>0</b>

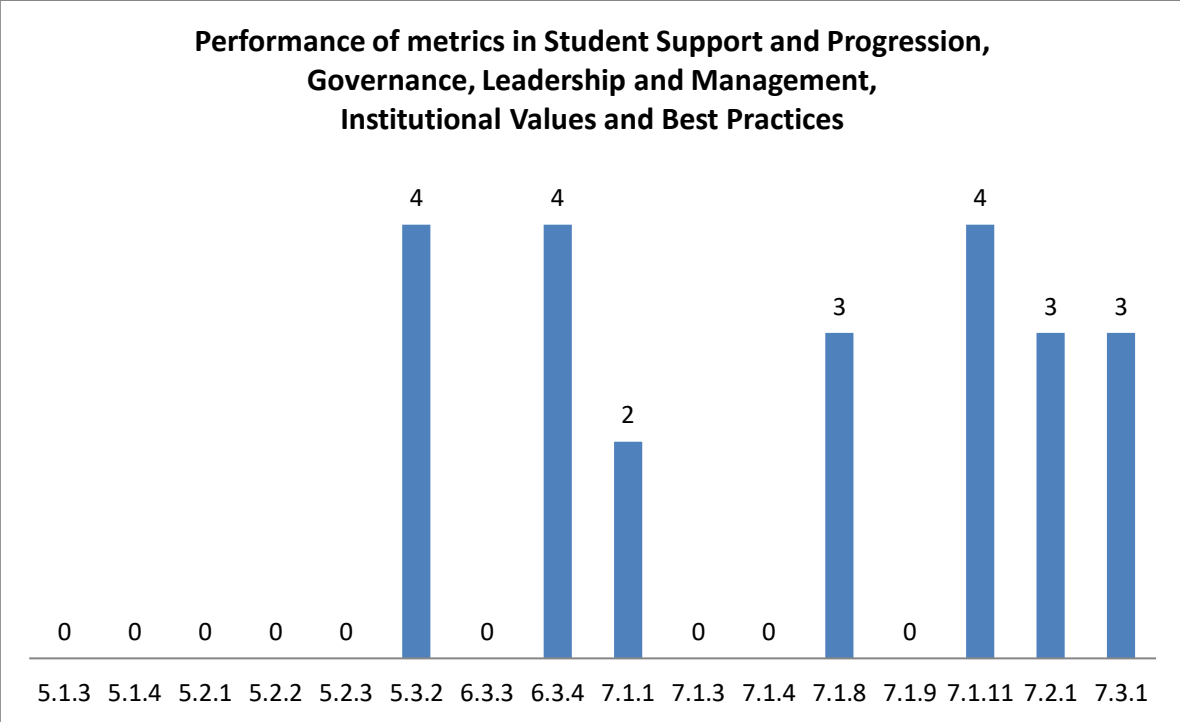
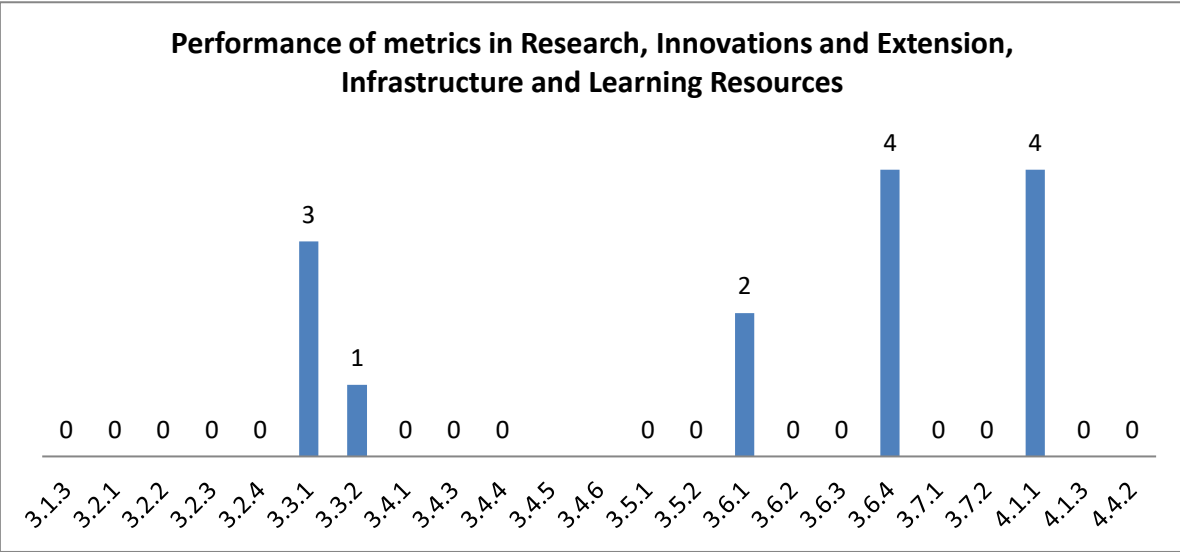
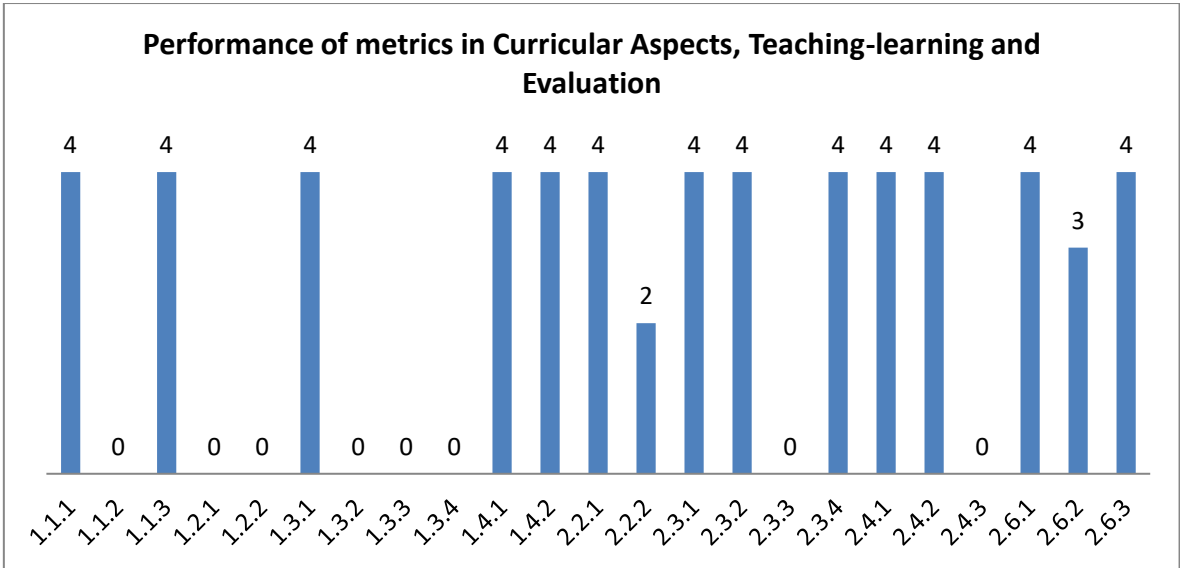
3.2.3	Teachers recognised as research guides	QnM	3	0	0
3.2.4	Number of research projects per teacher funded by government and non-government agencies during 2019-2020	QnM	3	0	0
<b>3.2</b>	<b>Resource Mobilization for Research</b>		10	0	0
<b>3.3</b>	<b>Innovation Ecosystem</b>				
3.3.1	What are the innovation done by the Department / Club including Incubation Centre and other initiatives for creation and transfer of knowledge?	QIM	5	3	15
3.3.2	Number of workshops/seminars conducted on Research Methodology, Intellectual Property Rights (IPR) and entrepreneurship and skills development Industry-Academia Innovative practices during 2019-2020	QnM	5	1	5
<b>3.3</b>	<b>Innovation Ecosystem</b>		10	2	20
<b>3.4</b>	<b>Research Publications and Awards</b>				
3.4.1	The institution has a stated Code of Ethics to check malpractices and plagiarism in Research	QnM	5	0	0
3.4.3	Number of research papers per teacher in the Journals notified on UGC website during 2019-2020	QnM	5	0	0
3.4.4	Number of books and chapters in edited volumes / books published, and papers in national/international conference - proceedings per teacher during 2019-2020	QnM	5	0	0
3.4.5	Bibliometrics of the publications during 2019-2020 based on average citation index in Scopus/ Web of Science or Pub Med/ Indian Citation Index	QnM	5		0
3.4.6	Bibliometrics of the publications during 2019-20 based on Scopus/ Web of Science – h-index of the Department	QnM	5		0
<b>3.4</b>	<b>Research Publications and Awards</b>		25	0	0
<b>3.5</b>	<b>Consultancy</b>				
3.5.1	Revenue generated from consultancy corporate training during 2019-2020	QnM	5	0	0
3.5.2	Amount spent on developing facilities, training teachers and staff for undertaking consultancy during 2019 - 2020 (in Lakhs)	QnM	5	0	0
<b>3.5</b>	<b>Consultancy</b>		10	0	0

<b>3.6</b>	<b>Extension Activities</b>				
3.6.1	What are the Extension activities in the neighborhood community in terms of impact and sensitizing students to social issues and holistic development during 2019-2020?	QIM	10	2	20
3.6.2	Number of awards and recognition received for extension activities from Government /recognized bodies during 2019 - 2020	QnM	15	0	0
3.6.3	Number of extension and outreach Programmes conducted in collaboration with industry, community and Non-Government Organizations through NSS/NCC/Red cross/YRC etc., during 2019-2020	QnM	10	0	0
3.6.4	Students participating in extension activities with Government Organizations, Non-Government Organizations and Programmes such as Swachh Bharat, Aids Awareness, Gender Issue, etc. during 2019-2020	QnM	15	4	60
<b>3.6</b>	<b>Extension Activities</b>		<b>50</b>	<b>1.6</b>	<b>80</b>
<b>3.7</b>	<b>Collaboration</b>				
3.7.1	Number of Collaborative activities for research, faculty exchange, student exchange / internship/ on –the-job training/ project work	QnM	10	0	0
3.7.2	Number of functional MoUs with institutions of national, international importance, other universities, industries, corporate houses etc. during 2019-2020	QnM	10	0	0
<b>3.7</b>	<b>Collaboration</b>		<b>20</b>	<b>0</b>	<b>0</b>
<b>Criterion III – Research, Innovations and Extension</b>			<b>131</b>	<b>0.76</b>	<b>100</b>
<b>Criterion IV – Infrastructure and Learning Resources</b>					
<b>4.1</b>	<b>Physical Facilities</b>				
4.1.1	The institution has adequate facilities for teaching – learning, viz., classrooms, laboratories, computing equipment, etc.	QIM	6	4	24
4.1.3	Percentage of classrooms and seminar halls with ICT – enabled facilities such as smart class, LMS, etc.	QnM	10	0	0
<b>4.1</b>	<b>Physical Facilities</b>		<b>16</b>	<b>1.5</b>	<b>24</b>

<b>4.4</b>	<b>Maintenance of Campus Infrastructure</b>				
4.4.2	Provide the Service/Maintenance Record	QIM	10	0	0
<b>4.4</b>	<b>Maintenance of Campus Infrastructure</b>		10	0	0
<b>Criterion IV – Infrastructure and Learning Resources</b>			26	0.92	24
	<b>Criterion V - Student Support and Progression</b>				
<b>5.1</b>	<b>Student Support</b>				
5.1.3	Number of capability enhancement and development schemes 1. Soft skills 2. Language and communication skills 3. Life skills (Yoga, physical fitness, health and hygiene) 4. Awareness of trends in technology (Opt one)	QnM	8	0	0
5.1.4	Students benefited by guidance for competitive examinations and career counseling offered by the institution during 2019-2020	QnM	6	0	0
<b>5.1</b>	<b>Student Support</b>		14	0	0
<b>5.2</b>	<b>Student Progression</b>				
5.2.1	Placement of outgoing students during 2019-2020	QnM	10	0	0
5.2.2	Student progression to higher education (previous graduating batch i.e., 2019 - 2020)	QnM	10	0	0
5.2.3	Students qualifying in state/ national/ international level examinations during 2019-2020 (eg: NET/ SLET/GATE/GMAT /CAT, GRE/TOFEL/Civil Services/State government examinations)	QnM	10	0	0
<b>5.2</b>	<b>Student Progression</b>		30	0	0
<b>5.3</b>	<b>Student Participation and Activities</b>				
5.3.2	Presence of an active Student Council & representation of students on academic & administrative bodies/committees	QIM	10	4	40
<b>5.3</b>	<b>Student Participation and Activities</b>		10	4	40
<b>Criterion V - Student Support and Progression</b>			54	0.74	40
	<b>Criterion VI – Governance, Leadership and Management</b>				
<b>6.3</b>	<b>Faculty Empowerment Strategies</b>				
6.3.3	Number of professional development / administrative training Programmes organized by the Institution for teaching and non teaching staff during 2019-2020	QnM	8	0	0

6.3.4	Teachers attending professional development Programmes, viz., Orientation Programme, Refresher Course, Short Term Course, Faculty Development Programmes during 2019-2020	QnM	10	4	40
<b>6.3</b>	<b>Faculty Empowerment Strategies</b>		18	2.22	40
<b>Criterion VI – Governance, Leadership and Management</b>			18	2.22	40
<b>Criterion VII – Institutional Values and Best Practices</b>					
<b>7.1</b>	<b>Institutional Values and Social Responsibilities</b>				
7.1.1	Number of gender equity promotion Programmes organized by the department/club/cell/ unit during 2019-2020	QIM	5	2	10
7.1.3	Waste Management steps including: a) Solid waste management b) Liquid waste management c) Biomedical waste management d) E-waste management e) Waste recycling system f) Hazardous chemicals and radioactive waste management	QIM	4	0	0
7.1.4	Rain water harvesting structures and utilization : 1. Rain water harvesting 2. Borewell /Open well recharge 3. Construction of tanks and bunds 4. Waste water recycling 5. Maintenance of water bodies and distribution system in the campus	QnM	4	0	0
7.1.8	Institutional efforts/initiatives in providing an inclusive environment i.e., tolerance and harmony towards cultural, regional, linguistic, communal socioeconomic and other diversities	QIM	5	3	15
7.1.9	Sensitization of students and employees of the Institution to the constitutional obligations: values, rights, duties and responsibilities of citizens	QIM	4	0	0
7.1.11	Institution celebrates / organizes national and international commemorative days, events and festivals	QIM	5	4	20
<b>7.1</b>	<b>Institutional Values and Social Responsibilities</b>		27	1.67	45

<b>7.2</b>	<b>Best Practices</b>				
7.2.1	Describe any one best practice followed by the Department/ Body / Committee / Club/Unit	QIM	30	3	90
<b>7.2</b>	<b>Best Practices</b>		30	3	90
<b>7.3</b>	<b>Institutional Distinctiveness</b>				
7.3.1	Describe/Explain the performance the Department in one area distinctive to its Vision, Priority & Thrust	QIM	20	3	60
<b>7.3</b>	<b>Institutional Distinctiveness</b>		20	3	60
<b>Criterion VII – Institutional Values and Best Practices</b>			77	2.53	195
	<b>Criteria-wise Assessment</b>		<b>Weightage (W)</b>	<b>Score</b>	<b>Wtd Grade Point (WGP)</b>
1	Curricular Aspects		150.00	1.60	240.00
2	Teaching, Learning & Evaluation		180.00	3.22	580.00
3	Research, Innovation & Extension		131.00	0.76	100.00
4	Infrastructure & Learning resources		26.00	0.92	24.00
5	Student Support & Progression		54.00	0.74	40.00
6	Governance, Leadership & Management		18.00	2.22	40.00
7	Institutional values & Best Practices		77.00	2.53	195.00
	<b>Overall:-</b>		<b>636.00</b>	<b>1.92</b>	<b>1219.00</b>



**Department : Malayalam**

**Academic and Administrative Audit - 2019-2020**

**Strengths and Weaknesses**

**Strengths :**

- ✓ Feedback System
- ✓ Student Participation and Activities
- ✓ Student Performance and Learning Outcomes
- ✓ Teaching - Learning Process
- ✓ Catering to Student Diversity
- ✓ Best Practices
- ✓ Institutional Distinctiveness

**Weaknesses :**

- Teacher Profile and Quality
- Curriculum Design and Development
- Faculty Empowerment Strategies
- Innovation Ecosystem
- Institutional Values and Social Responsibilities
- Extension Activities
- Physical Facilities
- Curriculum Enrichment
- Academic Flexibility
- Promotion of Research and Facilities
- Resource Mobilization for Research
- Research Publications and Awards
- Consultancy
- Collaboration
- Maintenance of Campus Infrastructure
- Student Support
- Student Progression







**Scott Christian College (Autonomous)**  
Nagercoil – 629 003, Tamil Nadu, India

**INTERNAL QUALITY ASSURANCE CELL**



# **ACADEMIC & ADMINISTRATIVE AUDIT 2019 - 2020**

## **DEPARTMENT OF HINDI**

### **GRADE**

# **C**

**Score : 1.58/4**

Department : Hindi

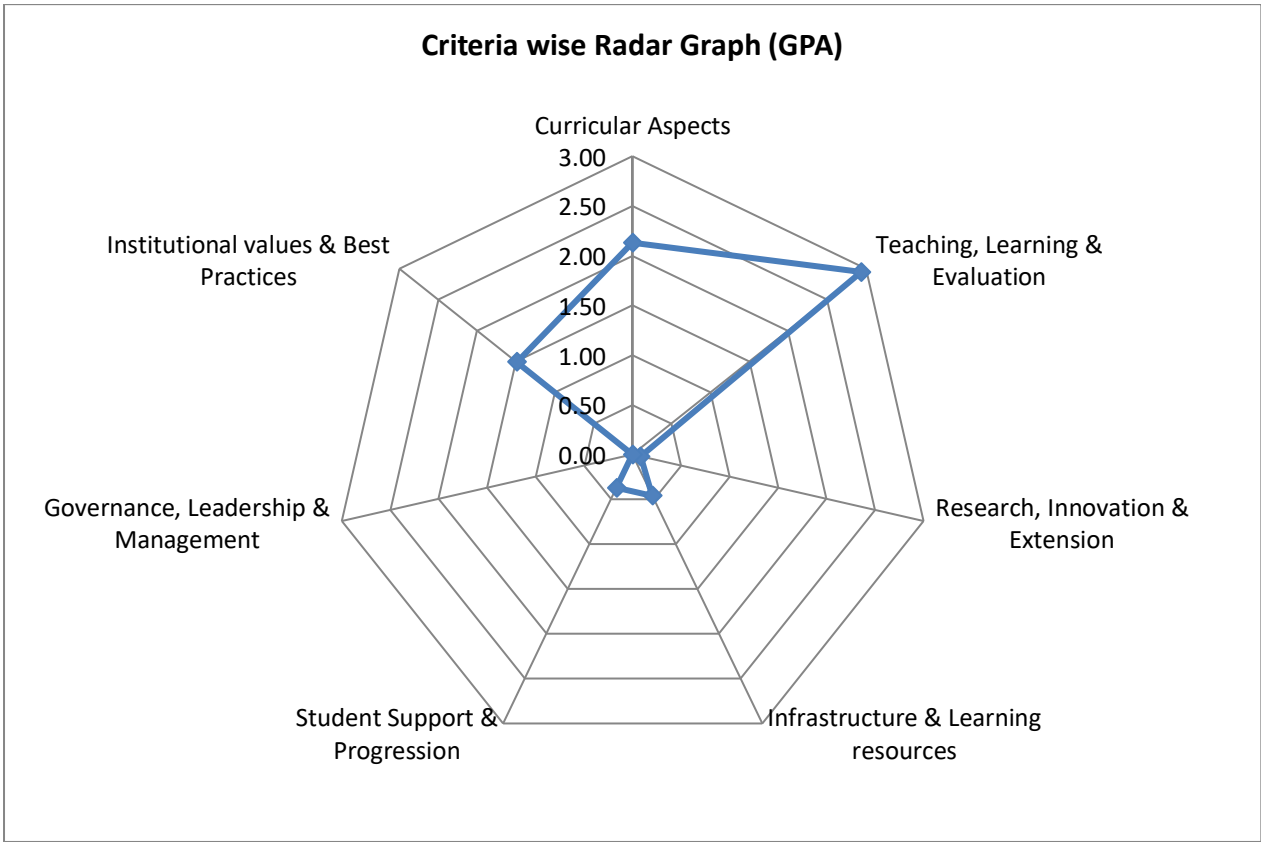
Academic and Administrative Audit - 2019-2020

No	Criteria	Weightage (W1)	Criterion-wise Weighted Grade Point (CrWGP1)	Grade Point Averages (CrWGP <sub>i</sub> /W <sub>i</sub> )
1	Curricular Aspects	150.00	320.00	2.13
2	Teaching, Learning & Evaluation	180.00	530.00	2.94
3	Research, Innovation & Extension	131.00	10.00	0.08
4	Infrastructure & Learning resources	26.00	12.00	0.46
5	Student Support & Progression	54.00	20.00	0.37
6	Governance, Leadership & Management	18.00	0.00	0.00
7	Institutional values & Best Practices	77.00	115.00	1.49
	<b>Total</b>	<b>636.00</b>	<b>1007.00</b>	<b>1.58</b>
	<b>CGPA :</b>	<b>1.58</b>		

Dean IQAC

Principal

**Department : Hindi**

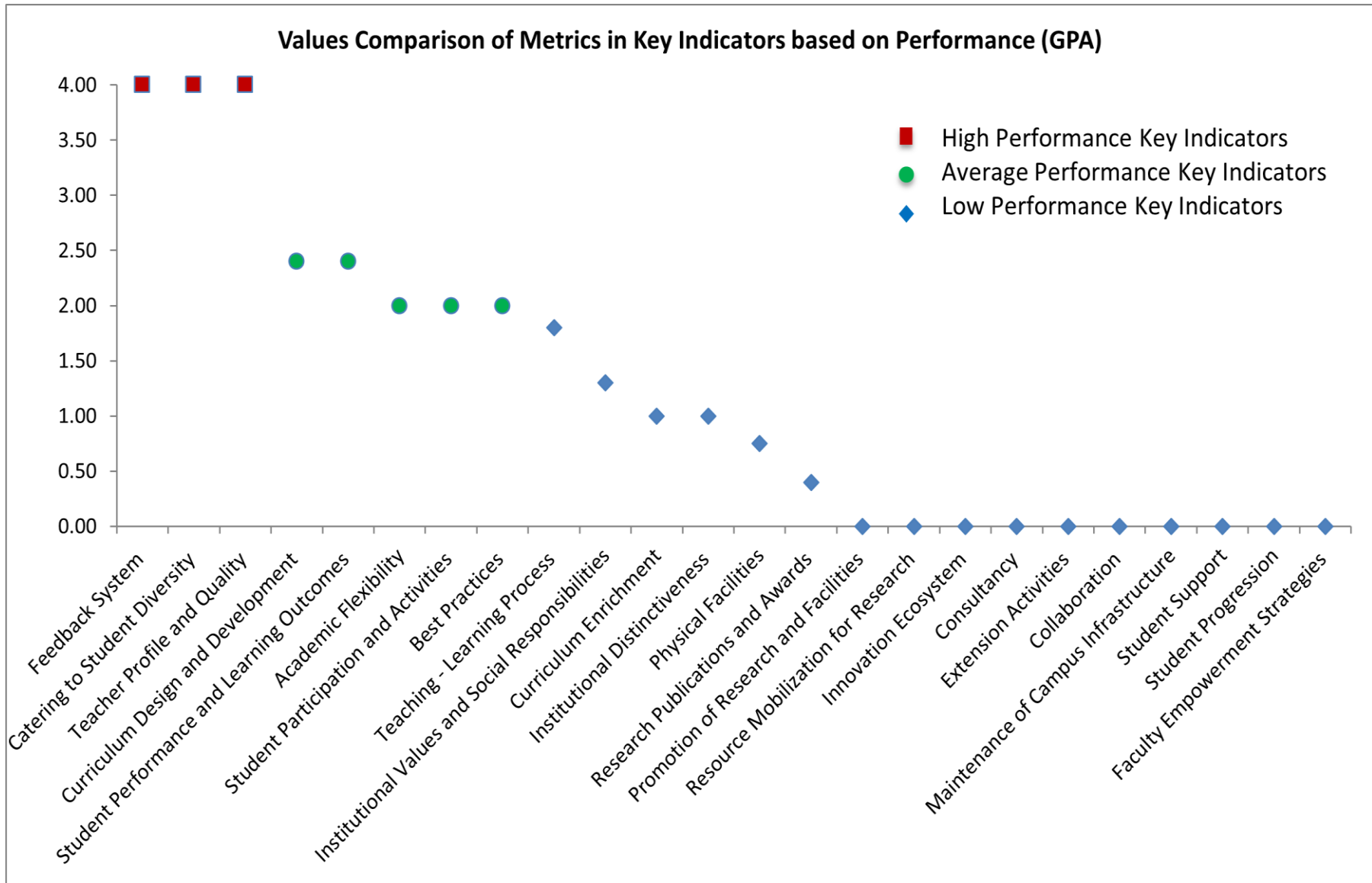


Department : Hindi

Academic and Administrative Audit - 2019-2020

No	Criteria and Key Indicators	Key Indicator Weightage (W <sub>i</sub> )	Key Indicator Wise Weighted Grade Points (KIWGP) <sub>i</sub>	Grade Point Averages (CrWGPI/W <sub>i</sub> )
<b>Criterion I – Curricular Aspects</b>				
1.1	Curriculum Design and Development	50	120.00	2.40
1.2	Academic Flexibility	40	80.00	2.00
1.3	Curriculum Enrichment	40	40.00	1.00
1.4	Feedback System	20	80.00	4.00
	<b>Total</b>	<b>150</b>	<b>320.00</b>	<b>2.13</b>
<b>Criterion II – Teaching-Learning and Evaluation</b>				
2.2	Catering to Student Diversity	30	120.00	4.00
2.3	Teaching - Learning Process	50	90.00	1.80
2.4	Teacher Profile and Quality	50	200.00	4.00
2.6	Student Performance and Learning Outcomes	50	120.00	2.40
	<b>Total</b>	<b>180</b>	<b>530.00</b>	<b>2.94</b>
<b>Criterion III – Research, Innovations and Extension</b>				
3.1	Promotion of Research and Facilities	6	0.00	0.00
3.2	Resource Mobilization for Research	10	0.00	0.00
3.3	Innovation Ecosystem	10	0.00	0.00
3.4	Research Publications and Awards	25	10.00	0.40
3.5	Consultancy	10	0.00	0.00
3.6	Extension Activities	50	0.00	0.00

3.7	Collaboration	20	0.00	0.00
	<b>Total</b>	<b>131</b>	<b>10.00</b>	<b>0.08</b>
<b>Criterion IV – Infrastructure and Learning Resources</b>				
4.1	Physical Facilities	16	12.00	0.75
4.4	Maintenance of Campus Infrastructure	10	0.00	0.00
	<b>Total</b>	<b>26</b>	<b>12.00</b>	<b>0.46</b>
<b>Criterion V - Student Support and Progression</b>				
5.1	Student Support	14	0.00	0.00
5.2	Student Progression	30	0.00	0.00
5.3	Student Participation and Activities	10	20.00	2.00
	<b>Total</b>	<b>54</b>	<b>20.00</b>	<b>0.37</b>
<b>Criterion VI – Governance, Leadership and Management</b>				
6.3	Faculty Empowerment Strategies	18	0.00	0.00
	<b>Total</b>	<b>18</b>	<b>0.00</b>	<b>0.00</b>
<b>Criterion VII – Institutional Values and Best Practices</b>				
7.1	Institutional Values and Social Responsibilities	27	35.00	1.30
7.2	Best Practices	30	60.00	2.00
7.3	Institutional Distinctiveness	20	20.00	1.00
	<b>Total</b>	<b>77</b>	<b>115.00</b>	<b>1.49</b>
	<b>Grand Total</b>	<b>636</b>	<b>1007.00</b>	<b>1.58</b>





## Scott Christian College (Autonomous), Nagercoil



AAA 2019 - 2020 - Assessment Sheet

Department of Hindi

### Qualitative & Quantitative Metrics

Metric	Parameter	QIM/ QnM	Weightage	Score	Wtd. Score
<b>Criterion I – Curricular Aspects</b>					
<b>1.1</b>	<b>Curriculum Design and Development</b>				
1.1.1	Curricula developed/adopted having Learning Outcomes including Programme Outcomes (Pos), Programme specific outcomes (PSOs) and Course Outcomes (COs) for all the UG, PG and M.Phil programmes offered by the Department and mapped them with syllabus properly.	QIM	20	4	80
1.1.2	List of Programmes where syllabus revision was carried out during 2019-2020	QnM	20	0	0
1.1.3	Courses having focus on employability/ entrepreneurship/ skill development during 2019 - 2020	QnM	10	4	40
<b>1.1</b>	<b>Curriculum Design and Development</b>		<b>50</b>	<b>2.4</b>	<b>120</b>
<b>1.2</b>	<b>Academic Flexibility</b>				
1.2.1	New courses introduced of the total number of courses across all programs offered during 2019 - 2020.	QnM	20	0	0
1.2.2	Programs in which Choice Based Credit System (CBCS)/elective course system has been implemented (2019 - 2020)	QnM	20	4	80
<b>1.2</b>	<b>Academic Flexibility</b>		<b>40</b>	<b>2</b>	<b>80</b>
<b>1.3</b>	<b>Curriculum Enrichment</b>				
1.3.1	List of courses whose syllabus integrate Cross cutting Issues related to Gender/ Environment & Sustainability/Human Values & Professional Ethics.	QIM	10	4	40
1.3.2	List of Value-added courses imparting transferable and life skills offered during 2019-2020 with details of the students	QnM	10	0	0
1.3.3	(Average Percentage of students enrolled in the courses under 1.3.2 above) List of Value-added courses imparting transferable and life skills offered during 2019-2020 with details of the students	QnM	10	0	0

1.3.4	Details of students undertaking field projects / internships (2019 - 2020)	QnM	10	0	0
<b>1.3</b>	<b>Curriculum Enrichment</b>		40	1	40
<b>1.4</b>	<b>Feedback System</b>				
1.4.1	Structured feedback received from: 1) Students, 2) Teachers, 3) Employers, 4) Alumni 5) Parents, for design and review of syllabus - Semester wise /year wise (Weightage: 10 QnM) Options: A. Any 4 of the above B. Any 3 of the above C. Any 2 of the above D. Any 1 of the above E. None of the above	QnM	10	4	40
1.4.2	Feedback processes of the institution may be classified as follows: A) A. Feedback collected, analysed and action taken and report made available on website B) Feedback collected, analysed and action has been taken C) Feedback collected and analysed D) Feedback collected E) Feedback not obtained	QnM	10	4	40
<b>1.4</b>	<b>Feedback System</b>		20	4	80
<b>Criterion I – Curricular Aspects</b>			150	2.13	320
<b>Criterion II – Teaching-Learning and Evaluation</b>					
<b>2.2</b>	<b>Catering to Student Diversity</b>				
2.2.1	The institution assesses the learning levels of the students, after admission and organises special programs for advanced learners and slow learners	QIM	15	4	60
2.2.2	Student - Full time teacher ratio(current year data)	QnM	15	4	60
<b>2.2</b>	<b>Catering to Student Diversity</b>		30	4	120
<b>2.3</b>	<b>Teaching - Learning Process</b>				
2.3.1	Student centric methods, such as experiential learning, participative learning and problem solving methodologies are used for enhancing learning experiences	QIM	15	2	30
2.3.2	Teachers use ICT enabled tools including online resources for effective teaching and learning process	QIM	15	2	30
2.3.3	Ratio of students to mentor for academic and stress related issues (current year data)	QnM	10	0	0



2.3.4	Preparation and adherence to Academic Calendar and Teaching plans by the institution	QIM	10	3	30
<b>2.3</b>	<b>Teaching - Learning Process</b>		<b>50</b>	<b>1.8</b>	<b>90</b>
<b>2.4</b>	<b>Teacher Profile and Quality</b>				
2.4.1	Full time teachers against sanctioned posts during 2019-2020	QnM	15	4	60
2.4.2	Full time teachers with Ph.D. (/ D.M. / M.Ch. / D.N.B Super speciality / D.Sc. / D.Litt. )during 2019-2020	QnM	20	4	80
2.4.3	Teaching experience of full time teachers in same institution number of years (current year data)	QnM	15	4	60
<b>2.4</b>	<b>Teacher Profile and Quality</b>		<b>50</b>	<b>4</b>	<b>200</b>
<b>2.6</b>	<b>Student Performance and Learning Outcomes</b>				
2.6.1	i) Provide the web link displaying Programme Outcomes(PO)/Programme Specific Outcomes (PSO) / Course Outcomes (CO) for all programmes offered by the Department.	QIM	20	1	20
2.6.2	Evaluation of attainment of PO, PSO & CO	QIM	10	2	20
2.6.3	Passed out details of final year students	QnM	20	4	80
<b>2.6</b>	<b>Student Performance and Learning Outcomes</b>		<b>50</b>	<b>2.4</b>	<b>120</b>
<b>Criterion II – Teaching-Learning and Evaluation</b>			<b>180</b>	<b>2.94</b>	<b>530</b>
<b>Criterion III – Research, Innovations and Extension</b>					
<b>3.1</b>	<b>Promotion of Research and Facilities</b>				
3.1.3	Number of teachers awarded national/ international fellowship for advanced studies/ research during 2019-2020	QnM	6	0	<b>0</b>
<b>3.1</b>	<b>Promotion of Research and Facilities</b>		<b>6</b>	<b>0</b>	<b>0</b>
<b>3.2</b>	<b>Resource Mobilization for Research</b>				
3.2.1	Grants for research projects sponsored by the government, non-government sources such as industry, corporate houses, international bodies, endowments, Chairs in the institution during 2019-2020	QnM	2	0	<b>0</b>
3.2.2	Number of teachers having research projects during the 2019 - 2020	QnM	2	0	<b>0</b>
3.2.3	Teachers recognised as research guides	QnM	3	0	<b>0</b>

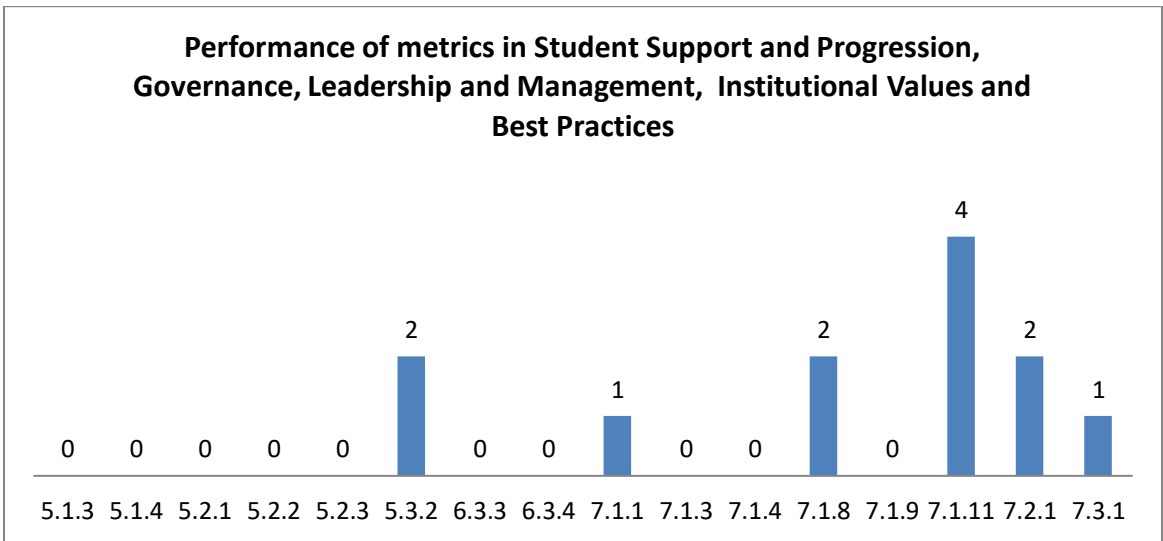
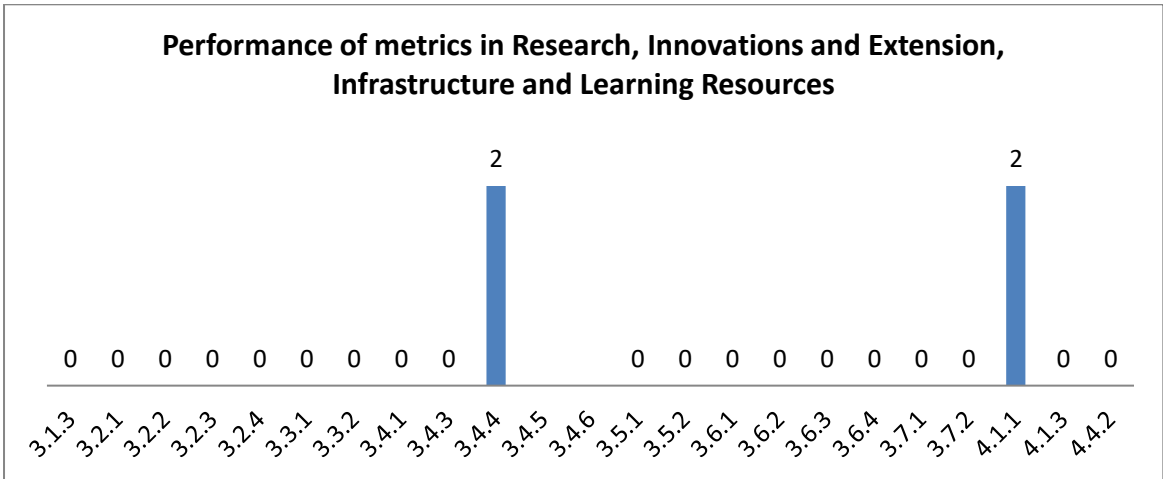
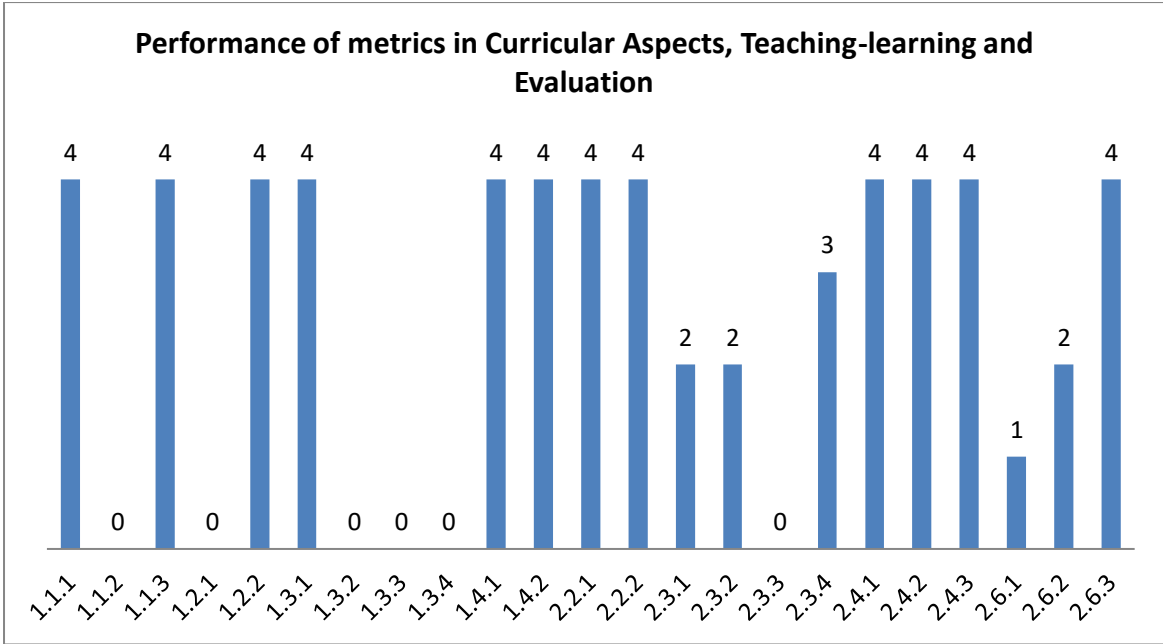
3.2.4	Number of research projects per teacher funded by government and non-government agencies during 2019-2020	QnM	3	0	0
<b>3.2</b>	<b>Resource Mobilization for Research</b>		10	0	0
<b>3.3</b>	<b>Innovation Ecosystem</b>				
3.3.1	What are the innovation done by the Department / Club including Incubation Centre and other initiatives for creation and transfer of knowledge?	QIM	5	0	0
3.3.2	Number of workshops/seminars conducted on Research Methodology, Intellectual Property Rights (IPR) and entrepreneurship and skills development Industry-Academia Innovative practices during 2019-2020	QnM	5	0	0
<b>3.3</b>	<b>Innovation Ecosystem</b>		10	0	0
<b>3.4</b>	<b>Research Publications and Awards</b>				
3.4.1	The institution has a stated Code of Ethics to check malpractices and plagiarism in Research	QnM	5	0	0
3.4.3	Number of research papers per teacher in the Journals notified on UGC website during 2019-2020	QnM	5	0	0
3.4.4	Number of books and chapters in edited volumes / books published, and papers in national/international conference - proceedings per teacher during 2019-2020	QnM	5	2	10
3.4.5	Bibliometrics of the publications during 2019-2020 based on average citation index in Scopus/ Web of Science or Pub Med/ Indian Citation Index	QnM	5		0
3.4.6	Bibliometrics of the publications during 2019-20 based on Scopus/ Web of Science – h-index of the Department	QnM	5		0
<b>3.4</b>	<b>Research Publications and Awards</b>		25	0.4	10
<b>3.5</b>	<b>Consultancy</b>				
3.5.1	Revenue generated from consultancy corporate training during 2019-2020	QnM	5	0	0
3.5.2	Amount spent on developing facilities, training teachers and staff for undertaking consultancy during 2019 - 2020 (in Lakhs)	QnM	5	0	0
<b>3.5</b>	<b>Consultancy</b>		10	0	0

<b>3.6</b>	<b>Extension Activities</b>				
3.6.1	What are the Extension activities in the neighborhood community in terms of impact and sensitizing students to social issues and holistic development during 2019-2020?	QIM	10	0	0
3.6.2	Number of awards and recognition received for extension activities from Government /recognized bodies during 2019 - 2020	QnM	15	0	0
3.6.3	Number of extension and outreach Programmes conducted in collaboration with industry, community and Non- Government Organizations through NSS/NCC/Red cross/YRC etc., during 2019-2020	QnM	10	0	0
3.6.4	Students participating in extension activities with Government Organizations, Non- Government Organizations and Programmes such as Swachh Bharat, Aids Awareness, Gender Issue, etc. during 2019-2020	QnM	15	0	0
<b>3.6</b>	<b>Extension Activities</b>		<b>50</b>	<b>0</b>	<b>0</b>
<b>3.7</b>	<b>Collaboration</b>				
3.7.1	Number of Collaborative activities for research, faculty exchange, student exchange / internship/ on –the-job training/ project work	QnM	10	0	0
3.7.2	Number of functional MoUs with institutions of national, international importance, other universities, industries, corporate houses etc. during 2019-2020	QnM	10	0	0
<b>3.7</b>	<b>Collaboration</b>		<b>20</b>	<b>0</b>	<b>0</b>
<b>Criterion III – Research, Innovations and Extension</b>			<b>131</b>	<b>0.08</b>	<b>10</b>
<b>Criterion IV – Infrastructure and Learning Resources</b>					
<b>4.1</b>	<b>Physical Facilities</b>				
4.1.1	The institution has adequate facilities for teaching – learning, viz., classrooms, laboratories, computing equipment, etc.	QIM	6	2	12
4.1.3	Percentage of classrooms and seminar halls with ICT – enabled facilities such as smart class, LMS, etc.	QnM	10	0	0
<b>4.1</b>	<b>Physical Facilities</b>		<b>16</b>	<b>0.75</b>	<b>12</b>
<b>4.4</b>	<b>Maintenance of Campus Infrastructure</b>				
4.4.2	Provide the Service/Maintenance Record	QIM	10	0	0
<b>4.4</b>	<b>Maintenance of Campus Infrastructure</b>		<b>10</b>	<b>0</b>	<b>0</b>
<b>Criterion IV – Infrastructure and Learning Resources</b>			<b>26</b>	<b>0.46</b>	<b>12</b>

	<b>Criterion V - Student Support and Progression</b>				
<b>5.1</b>	<b>Student Support</b>				
5.1.3	Number of capability enhancement and development schemes 1. Soft skills 2. Language and communication skills 3. Life skills (Yoga, physical fitness, health and hygiene) 4. Awareness of trends in technology (Opt one)	QnM	8	0	0
5.1.4	Students benefited by guidance for competitive examinations and career counseling offered by the institution during 2019-2020	QnM	6	0	0
<b>5.1</b>	<b>Student Support</b>		14	0	0
<b>5.2</b>	<b>Student Progression</b>				
5.2.1	Placement of outgoing students during 2019-2020	QnM	10	0	0
5.2.2	Student progression to higher education (previous graduating batch i.e., 2019 - 2020)	QnM	10	0	0
5.2.3	Students qualifying in state/ national/ international level examinations during 2019-2020 (eg: NET/ SLET/GATE/GMAT /CAT, GRE/TOFEL/Civil Services/State government examinations)	QnM	10	0	0
<b>5.2</b>	<b>Student Progression</b>		30	0	0
<b>5.3</b>	<b>Student Participation and Activities</b>				
5.3.2	Presence of an active Student Council & representation of students on academic & administrative bodies/committees	QIM	10	2	20
<b>5.3</b>	<b>Student Participation and Activities</b>		10	2	20
<b>Criterion V - Student Support and Progression</b>			54	0.37	20
	<b>Criterion VI – Governance, Leadership and Management</b>				
<b>6.3</b>	<b>Faculty Empowerment Strategies</b>				
6.3.3	Number of professional development / administrative training Programmes organized by the Institution for teaching and non teaching staff during 2019-2020	QnM	8	0	0
6.3.4	Teachers attending professional development Programmes, viz., Orientation Programme, Refresher Course, Short Term Course, Faculty Development Programmes during 2019-2020	QnM	10	0	0
<b>6.3</b>	<b>Faculty Empowerment Strategies</b>		18	0	0
<b>Criterion VI – Governance, Leadership and Management</b>			18	0	0

	<b>Criterion VII – Institutional Values and Best Practices</b>				
<b>7.1</b>	<b>Institutional Values and Social Responsibilities</b>				
7.1.1	Number of gender equity promotion Programmes organized by the department/club/cell/ unit during 2019-2020	QIM	5	1	<b>5</b>
7.1.3	Waste Management steps including: a) Solid waste management b) Liquid waste management c) Biomedical waste management d) E-waste management e) Waste recycling system f) Hazardous chemicals and radioactive waste management	QIM	4	0	<b>0</b>
7.1.4	Rain water harvesting structures and utilization : 1. Rain water harvesting 2. Borewell /Open well recharge 3. Construction of tanks and bunds 4. Waste water recycling 5. Maintenance of water bodies and distribution system in the campus	QnM	4	0	<b>0</b>
7.1.8	Institutional efforts/initiatives in providing an inclusive environment i.e., tolerance and harmony towards cultural, regional, linguistic, communal socioeconomic and other diversities	QIM	5	2	<b>10</b>
7.1.9	Sensitization of students and employees of the Institution to the constitutional obligations: values, rights, duties and responsibilities of citizens	QIM	4	0	<b>0</b>
7.1.11	Institution celebrates / organizes national and international commemorative days, events and festivals	QIM	5	4	<b>20</b>
<b>7.1</b>	<b>Institutional Values and Social Responsibilities</b>		<b>27</b>	<b>1.3</b>	<b>35</b>
<b>7.2</b>	<b>Best Practices</b>				
7.2.1	Describe any one best practice followed by the Department/ Body / Committee / Club/Unit	QIM	30	2	60
<b>7.2</b>	<b>Best Practices</b>		<b>30</b>	<b>2</b>	<b>60</b>
<b>7.3</b>	<b>Institutional Distinctiveness</b>				

7.3.1	Describe/Explain the performance the Department in one area distinctive to its Vision, Priority & Thrust	QIM	20	1	20
<b>7.3</b>	<b>Institutional Distinctiveness</b>		<b>20</b>	<b>1</b>	<b>20</b>
<b>Criterion VII – Institutional Values and Best Practices</b>			<b>77</b>	<b>1.49</b>	<b>115</b>
	<b>Criteria-wise Assessment</b>		<b>Weightage (W)</b>	<b>Score</b>	<b>Wtd Grade Point (WGP)</b>
1	Curricular Aspects		150.00	2.13	320.00
2	Teaching, Learning & Evaluation		180.00	2.94	530.00
3	Research, Innovation & Extension		131.00	0.08	10.00
4	Infrastructure & Learning resources		26.00	0.46	12.00
5	Student Support & Progression		54.00	0.37	20.00
6	Governance, Leadership & Management		18.00	0.00	0.00
7	Institutional values & Best Practices		77.00	1.49	115.00
	<b>Overall:-</b>		<b>636.00</b>	<b>1.58</b>	<b>1007.00</b>



## Department : Hindi

### Academic and Administrative Audit - 2019-2020

#### Strengths and Weaknesses

##### Strengths :

- ✓ Feedback System
- ✓ Catering to Student Diversity
- ✓ Teacher Profile and Quality

##### Weaknesses :

- Curriculum Design and Development
- Student Performance and Learning Outcomes
- Academic Flexibility
- Student Participation and Activities
- Best Practices
- Teaching - Learning Process
- Institutional Values and Social Responsibilities
- Curriculum Enrichment
- Institutional Distinctiveness
- Physical Facilities
- Research Publications and Awards
- Promotion of Research and Facilities
- Resource Mobilization for Research
- Innovation Ecosystem
- Consultancy
- Extension Activities
- Collaboration
- Maintenance of Campus Infrastructure
- Student Support
- Student Progression
- Faculty Empowerment Strategies





**Scott Christian College (Autonomous)**  
Nagercoil – 629 003, Tamil Nadu, India

**INTERNAL QUALITY ASSURANCE CELL**



# **ACADEMIC & ADMINISTRATIVE AUDIT 2019 - 2020**

## **DEPARTMENT OF COMMERCE**

**GRADE**

**C**

**Score : 1.71/4**

**Department : Commerce**

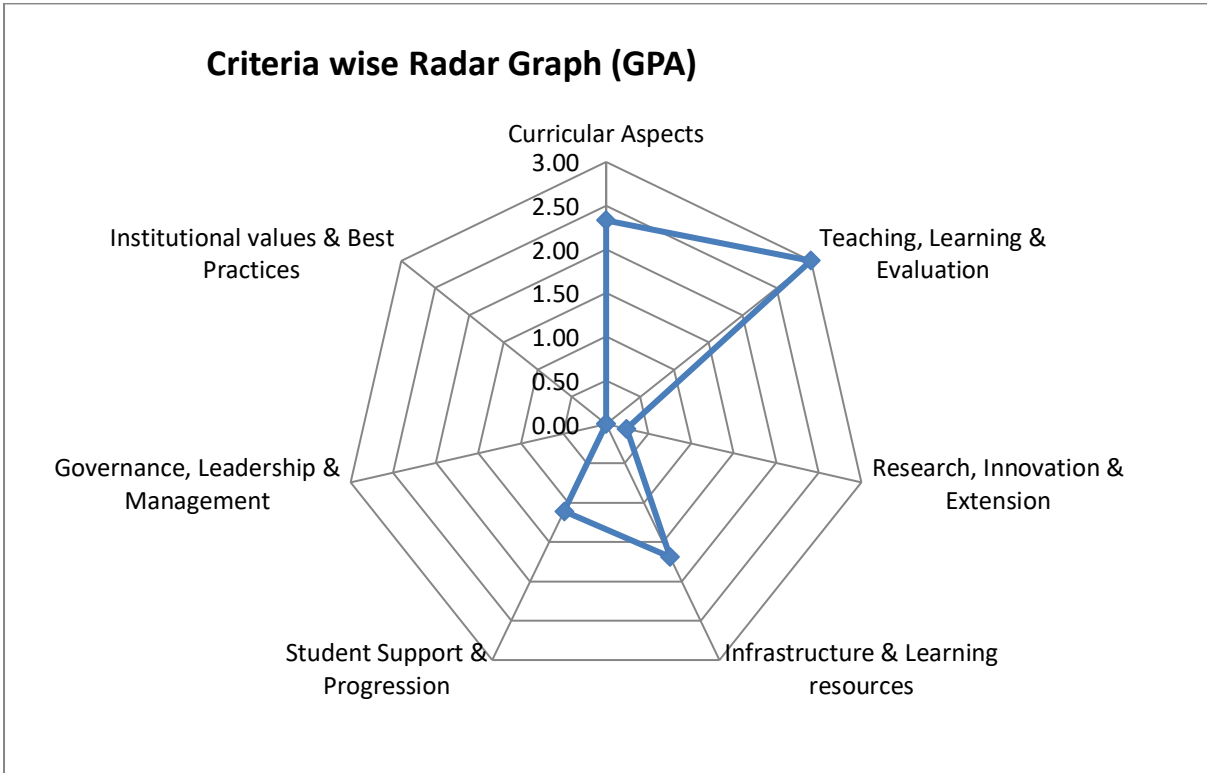
**Academic and Administrative Audit - 2019-2020**

<b>No</b>	<b>Criteria</b>	<b>Weightage (W1)</b>	<b>Criterion-wise Weighted Grade Point (CrWGP1)</b>	<b>Grade Point Averages (CrWGP<sub>i</sub>/W<sub>i</sub>)</b>
1	Curricular Aspects	150.00	350.00	2.33
2	Teaching, Learning & Evaluation	230.00	690.00	3.00
3	Research, Innovation & Extension	131.00	32.00	0.24
4	Infrastructure & Learning resources	26.00	44.00	1.69
5	Student Support & Progression	54.00	60.00	1.11
6	Governance, Leadership & Management	18.00	0.00	0.00
7	Institutional values & Best Practices	77.00	0.00	0.00
	<b>Total</b>	<b>686.00</b>	<b>1176.00</b>	<b>1.71</b>
	<b>CGPA :</b>	<b>1.71</b>		

Dean IQAC

Principal

**Department : Commerce**



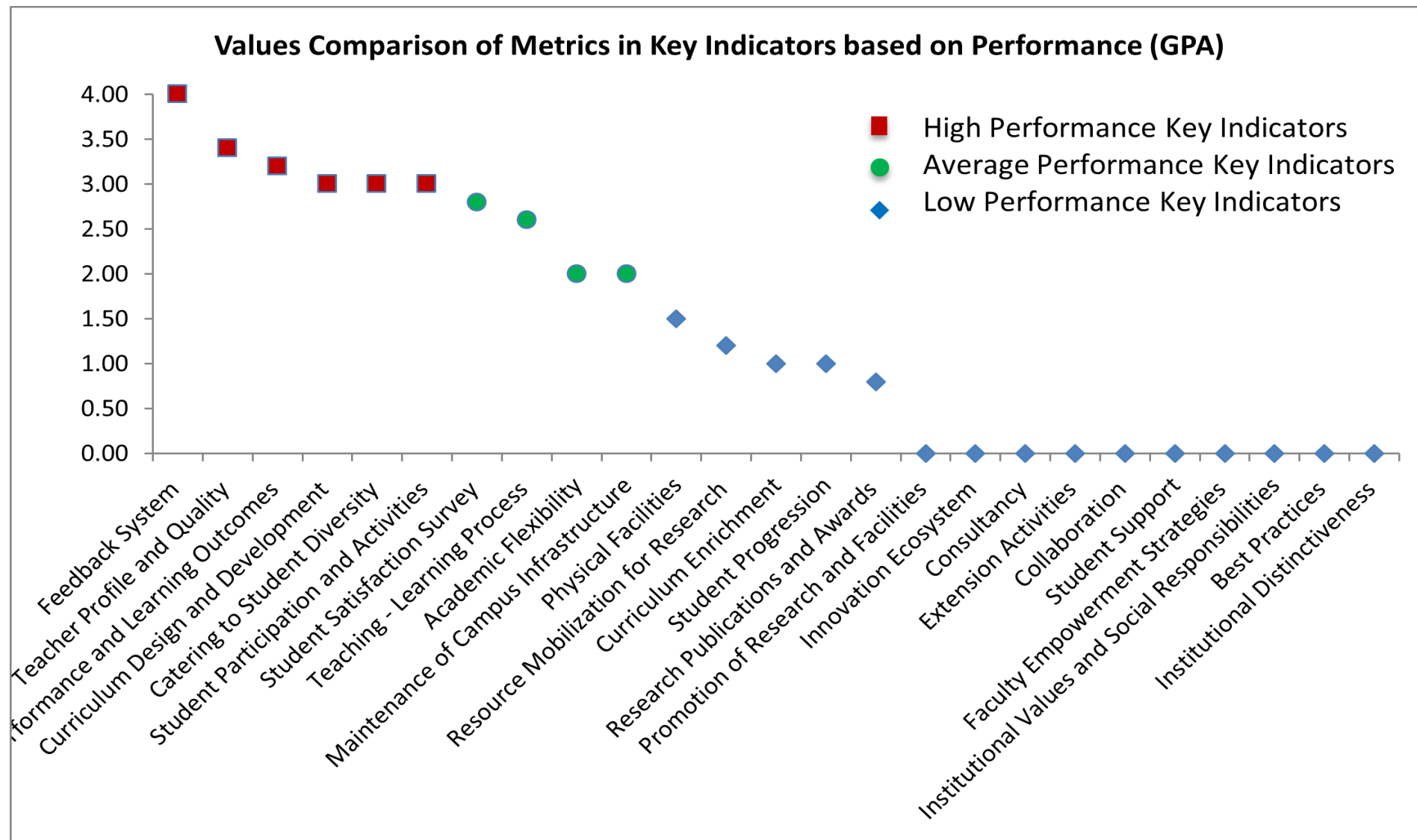
Department : Commerce

Academic and Administrative Audit - 2019-2020

No	Criteria and Key Indicators	Key Indicator Weightage (W <sub>i</sub> )	Key Indicator Wise Weighted Grade Points (KIWGP) <sub>i</sub>	Grade Point Averages (CrWGPI/W <sub>i</sub> )
<b>Criterion I – Curricular Aspects</b>				
1.1	Curriculum Design and Development	50	150.00	3.00
1.2	Academic Flexibility	40	80.00	2.00
1.3	Curriculum Enrichment	40	40.00	1.00
1.4	Feedback System	20	80.00	4.00
	<b>Total</b>	<b>150</b>	<b>350.00</b>	<b>2.33</b>
<b>Criterion II – Teaching-Learning and Evaluation</b>				
2.2	Catering to Student Diversity	30	90.00	3.00
2.3	Teaching - Learning Process	50	130.00	2.60
2.4	Teacher Profile and Quality	50	170.00	3.40
2.6	Student Performance and Learning Outcomes	50	160.00	3.20
2.7	Student Satisfaction Survey	50	140.00	2.80
	<b>Total</b>	<b>230</b>	<b>690.00</b>	<b>3.00</b>
<b>Criterion III – Research, Innovations and Extension</b>				
3.1	Promotion of Research and Facilities	6	0.00	0.00
3.2	Resource Mobilization for Research	10	12.00	1.20
3.3	Innovation Ecosystem	10	0.00	0.00
3.4	Research Publications and Awards	25	20.00	0.80
3.5	Consultancy	10	0.00	0.00

3.6	Extension Activities	50	0.00	0.00
3.7	Collaboration	20	0.00	0.00
	<b>Total</b>	<b>131</b>	<b>32.00</b>	<b>0.24</b>
<b>Criterion IV – Infrastructure and Learning Resources</b>				
4.1	Physical Facilities	16	24.00	1.50
4.4	Maintenance of Campus Infrastructure	10	20.00	2.00
	<b>Total</b>	<b>26</b>	<b>44.00</b>	<b>1.69</b>
<b>Criterion V - Student Support and Progression</b>				
5.1	Student Support	14	0.00	0.00
5.2	Student Progression	30	30.00	1.00
5.3	Student Participation and Activities	10	30.00	3.00
	<b>Total</b>	<b>54</b>	<b>60.00</b>	<b>1.11</b>
<b>Criterion VI – Governance, Leadership and Management</b>				
6.3	Faculty Empowerment Strategies	18	0.00	0.00
	<b>Total</b>	<b>18</b>	<b>0.00</b>	<b>0.00</b>
<b>Criterion VII – Institutional Values and Best Practices</b>				
7.1	Institutional Values and Social Responsibilities	27	0.00	0.00
7.2	Best Practices	30	0.00	0.00
7.3	Institutional Distinctiveness	20	0.00	0.00
	<b>Total</b>	<b>77</b>	<b>0.00</b>	<b>0.00</b>
	<b>Grand Total</b>	<b>686</b>	<b>1176.00</b>	<b>1.71</b>

**Values Comparison of Metrics in Key Indicators based on Performance (GPA)**





## Scott Christian College (Autonomous), Nagercoil



AAA 2019 - 2020 - Assessment Sheet

Department of Commerce

### Qualitative & Quantitative Metrics

Metric	Parameter	QIM/ QnM	Weightage	Score	Wtd. Score
<b>Criterion I – Curricular Aspects</b>					
<b>1.1</b>	<b>Curriculum Design and Development</b>				
1.1.1	Curricula developed/adopted having Learning Outcomes including Programme Outcomes (Pos), Programme specific outcomes (PSOs) and Course Outcomes (COs) for all the UG, PG and M.Phil programmes offered by the Department and mapped them with syllabus properly.	QIM	20	4	80
1.1.2	List of Programmes where syllabus revision was carried out during 2019-2020	QnM	20	3	60
1.1.3	Courses having focus on employability/ entrepreneurship/ skill development during 2019 - 2020	QnM	10	1	10
<b>1.1</b>	<b>Curriculum Design and Development</b>		<b>50</b>	<b>3</b>	<b>150</b>
<b>1.2</b>	<b>Academic Flexibility</b>				
1.2.1	New courses introduced of the total number of courses across all programs offered during 2019 - 2020.	QnM	20	0	0
1.2.2	Programs in which Choice Based Credit System (CBCS)/elective course system has been implemented (2019 - 2020)	QnM	20	4	80
<b>1.2</b>	<b>Academic Flexibility</b>		<b>40</b>	<b>2</b>	<b>80</b>
<b>1.3</b>	<b>Curriculum Enrichment</b>				
1.3.1	List of courses whose syllabus integrate Cross cutting Issues related to Gender/ Environment & Sustainability/Human Values & Professional Ethics.	QIM	10	4	40
1.3.2	List of Value-added courses imparting transferable and life skills offered during 2019-2020 with details of the students	QnM	10	0	0
1.3.3	(Average Percentage of students enrolled in the courses under 1.3.2 above) List of Value-added courses imparting transferable and life skills offered during 2019-2020 with details of the students	QnM	10	0	0

1.3.4	Details of students undertaking field projects / internships (2019 - 2020)	QnM	10	0	0
<b>1.3</b>	<b>Curriculum Enrichment</b>		40	1	40
<b>1.4</b>	<b>Feedback System</b>				
1.4.1	Structured feedback received from: 1) Students, 2) Teachers, 3) Employers, 4) Alumni 5) Parents, for design and review of syllabus - Semester wise /year wise (Weightage: 10 QnM) Options: A. Any 4 of the above B. Any 3 of the above C. Any 2 of the above D. Any 1 of the above E. None of the above	QnM	10	4	40
1.4.2	Feedback processes of the institution may be classified as follows: A) A. Feedback collected, analysed and action taken and report made available on website B) Feedback collected, analysed and action has been taken C) Feedback collected and analysed D) Feedback collected E) Feedback not obtained	QnM	10	4	40
<b>1.4</b>	<b>Feedback System</b>		20	4	80
<b>Criterion I – Curricular Aspects</b>			150	2.33	350
<b>Criterion II – Teaching-Learning and Evaluation</b>					
<b>2.2</b>	<b>Catering to Student Diversity</b>				
2.2.1	The institution assesses the learning levels of the students, after admission and organises special programs for advanced learners and slow learners	QIM	15	3	45
2.2.2	Student - Full time teacher ratio(current year data)	QnM	15	3	45
<b>2.2</b>	<b>Catering to Student Diversity</b>		30	3	90
<b>2.3</b>	<b>Teaching - Learning Process</b>				
2.3.1	Student centric methods, such as experiential learning, participative learning and problem solving methodologies are used for enhancing learning experiences	QIM	15	4	60
2.3.2	Teachers use ICT enabled tools including online resources for effective teaching and learning process	QIM	15	0	0
2.3.3	Ratio of students to mentor for academic and stress related issues (current year data)	QnM	10	3	30



2.3.4	Preparation and adherence to Academic Calendar and Teaching plans by the institution	QIM	10	4	40
<b>2.3</b>	<b>Teaching - Learning Process</b>		<b>50</b>	<b>2.6</b>	<b>130</b>
<b>2.4</b>	<b>Teacher Profile and Quality</b>				
2.4.1	Full time teachers against sanctioned posts during 2019-2020	QnM	15	4	60
2.4.2	Full time teachers with Ph.D. (/ D.M. / M.Ch. /D.N.B Super speciality / D.Sc. / D.Litt. )during 2019-2020	QnM	20	4	80
2.4.3	Teaching experience of full time teachers in same institution number of years (current year data)	QnM	15	2	30
<b>2.4</b>	<b>Teacher Profile and Quality</b>		<b>50</b>	<b>3.4</b>	<b>170</b>
<b>2.6</b>	<b>Student Performance and Learning Outcomes</b>				
2.6.1	i) Provide the web link displaying Programme Outcomes(PO)/Programme Specific Outcomes (PSO) / Course Outcomes (CO) for all programmes offered by the Department.	QIM	20	4	80
2.6.2	Evaluation of attainment of PO, PSO & CO	QIM	10	4	40
2.6.3	Passed out details of final year students	QnM	20	2	40
<b>2.6</b>	<b>Student Performance and Learning Outcomes</b>		<b>50</b>	<b>3.2</b>	<b>160</b>
<b>2.7</b>	<b>Student Satisfaction Survey</b>				
2.7.1	Online student satisfaction survey (SSS) regarding to teaching learning process.	QnM	50	<b>2.8</b>	<b>140</b>
<b>2.7</b>	<b>Student Satisfaction Survey</b>		<b>50</b>	<b>2.8</b>	<b>140</b>
<b>Criterion II – Teaching-Learning and Evaluation</b>			<b>230</b>	<b>3</b>	<b>690</b>
<b>Criterion III – Research, Innovations and Extension</b>					
<b>3.1</b>	<b>Promotion of Research and Facilities</b>				
3.1.3	Number of teachers awarded national/ international fellowship for advanced studies/ research during 2019-2020	QnM	6	0	<b>0</b>
<b>3.1</b>	<b>Promotion of Research and Facilities</b>		<b>6</b>	<b>0</b>	<b>0</b>
<b>3.2</b>	<b>Resource Mobilization for Research</b>				
3.2.1	Grants for research projects sponsored by the government, non-government sources such as industry, corporate houses, international bodies, endowments, Chairs in the institution during 2019-2020	QnM	2	0	<b>0</b>

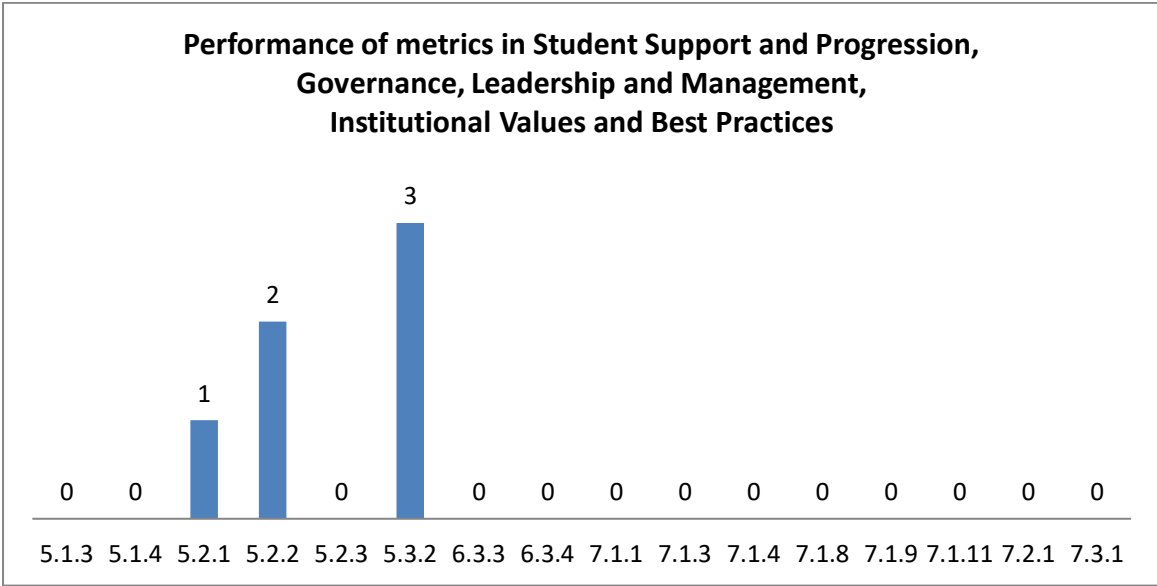
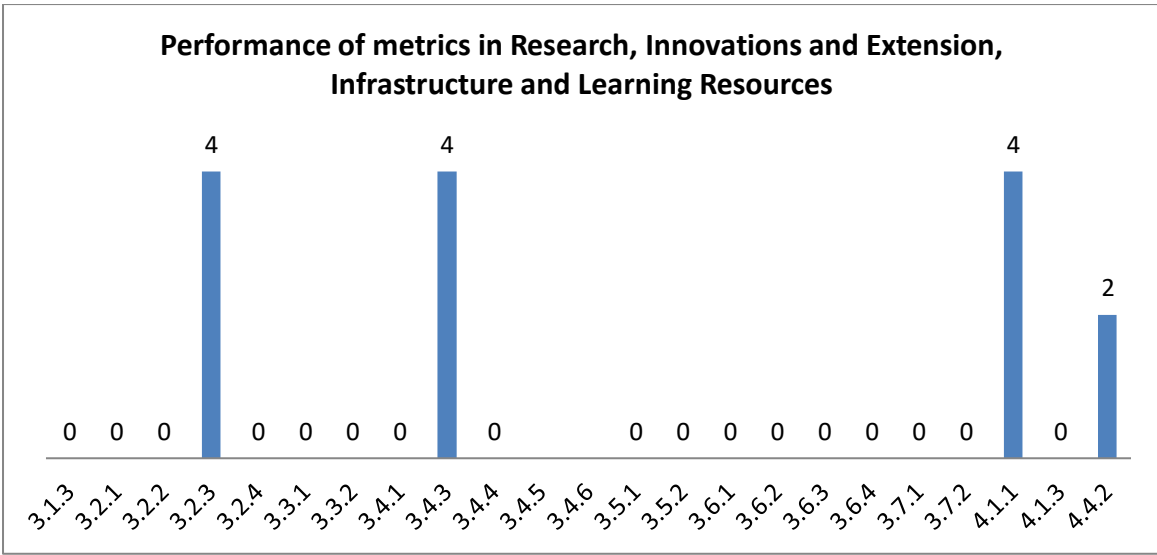
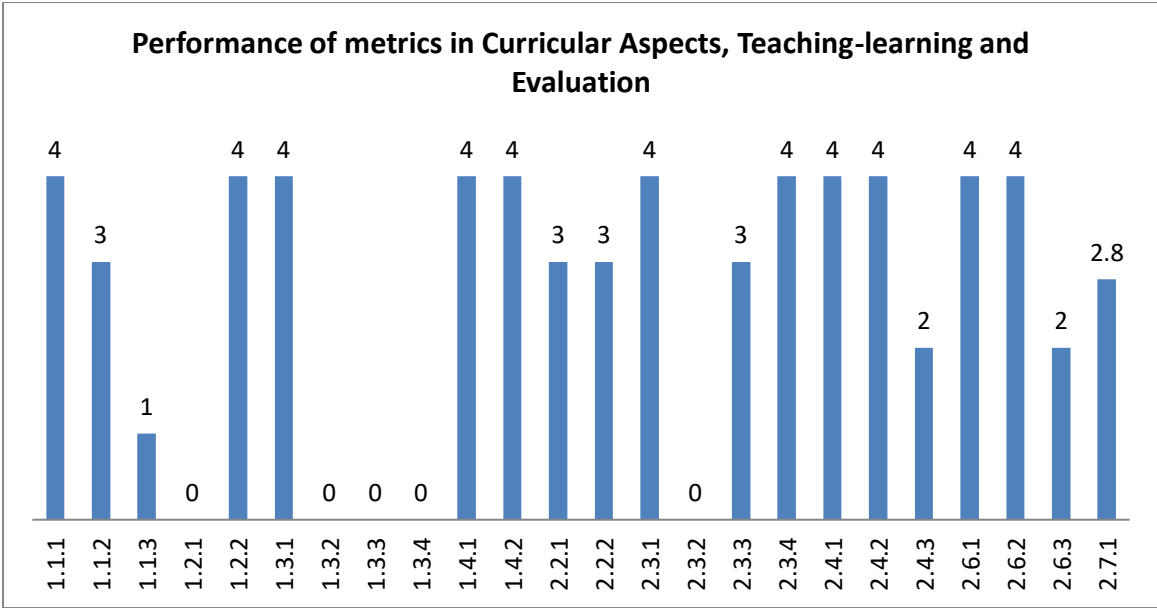
3.2.2	Number of teachers having research projects during the 2019 - 2020	QnM	2	0	0
3.2.3	Teachers recognised as research guides	QnM	3	4	12
3.2.4	Number of research projects per teacher funded by government and non-government agencies during 2019-2020	QnM	3	0	0
<b>3.2</b>	<b>Resource Mobilization for Research</b>		10	1.2	12
<b>3.3</b>	<b>Innovation Ecosystem</b>				
3.3.1	What are the innovation done by the Department / Club including Incubation Centre and other initiatives for creation and transfer of knowledge?	QIM	5	0	0
3.3.2	Number of workshops/seminars conducted on Research Methodology, Intellectual Property Rights (IPR) and entrepreneurship and skills development Industry-Academia Innovative practices during 2019-2020	QnM	5	0	0
<b>3.3</b>	<b>Innovation Ecosystem</b>		10	0	0
<b>3.4</b>	<b>Research Publications and Awards</b>				
3.4.1	The institution has a stated Code of Ethics to check malpractices and plagiarism in Research	QnM	5	0	0
3.4.3	Number of research papers per teacher in the Journals notified on UGC website during 2019-2020	QnM	5	4	20
3.4.4	Number of books and chapters in edited volumes / books published, and papers in national/international conference - proceedings per teacher during 2019-2020	QnM	5	0	0
3.4.5	Bibliometrics of the publications during 2019-2020 based on average citation index in Scopus/ Web of Science or Pub Med/ Indian Citation Index	QnM	5		0
3.4.6	Bibliometrics of the publications during 2019-2020 based on Scopus/ Web of Science – h-index of the Department	QnM	5		0
<b>3.4</b>	<b>Research Publications and Awards</b>		25	0.8	20
<b>3.5</b>	<b>Consultancy</b>				
3.5.1	Revenue generated from consultancy corporate training during 2019-2020	QnM	5	0	0
3.5.2	Amount spent on developing facilities, training teachers and staff for undertaking consultancy during 2019 - 2020 (in Lakhs)	QnM	5	0	0
<b>3.5</b>	<b>Consultancy</b>		10	0	0

<b>3.6</b>	<b>Extension Activities</b>				
3.6.1	What are the Extension activities in the neighborhood community in terms of impact and sensitizing students to social issues and holistic development during 2019-2020?	QIM	10	0	0
3.6.2	Number of awards and recognition received for extension activities from Government /recognized bodies during 2019 - 2020	QnM	15	0	0
3.6.3	Number of extension and outreach Programmes conducted in collaboration with industry, community and Non- Government Organizations through NSS/NCC/Red cross/YRC etc., during 2019-2020	QnM	10	0	0
3.6.4	Students participating in extension activities with Government Organizations, Non- Government Organizations and Programmes such as Swachh Bharat, Aids Awareness, Gender Issue, etc. during 2019-2020	QnM	15	0	0
<b>3.6</b>	<b>Extension Activities</b>		<b>50</b>	<b>0</b>	<b>0</b>
<b>3.7</b>	<b>Collaboration</b>				
3.7.1	Number of Collaborative activities for research, faculty exchange, student exchange / internship/ on –the-job training/ project work	QnM	10	0	0
3.7.2	Number of functional MoUs with institutions of national, international importance, other universities, industries, corporate houses etc. during 2019-2020	QnM	10	0	0
<b>3.7</b>	<b>Collaboration</b>		<b>20</b>	<b>0</b>	<b>0</b>
<b>Criterion III – Research, Innovations and Extension</b>			<b>131</b>	<b>0.24</b>	<b>32</b>
<b>Criterion IV – Infrastructure and Learning Resources</b>					
<b>4.1</b>	<b>Physical Facilities</b>				
4.1.1	The institution has adequate facilities for teaching – learning, viz., classrooms, laboratories, computing equipment, etc.	QIM	6	4	24
4.1.3	Percentage of classrooms and seminar halls with ICT – enabled facilities such as smart class, LMS, etc.	QnM	10	0	0
<b>4.1</b>	<b>Physical Facilities</b>		<b>16</b>	<b>1.5</b>	<b>24</b>
<b>4.4</b>	<b>Maintenance of Campus Infrastructure</b>				
4.4.2	Provide the Service/Maintenance Record	QIM	10	2	20
<b>4.4</b>	<b>Maintenance of Campus Infrastructure</b>		<b>10</b>	<b>2</b>	<b>20</b>
<b>Criterion IV – Infrastructure and Learning Resources</b>			<b>26</b>	<b>1.69</b>	<b>44</b>

	<b>Criterion V - Student Support and Progression</b>				
<b>5.1</b>	<b>Student Support</b>				
5.1.3	Number of capability enhancement and development schemes 1. Soft skills 2. Language and communication skills 3. Life skills (Yoga, physical fitness, health and hygiene) 4. Awareness of trends in technology (Opt one)	QnM	8	0	0
5.1.4	Students benefited by guidance for competitive examinations and career counseling offered by the institution during 2019-2020	QnM	6	0	0
<b>5.1</b>	<b>Student Support</b>		<b>14</b>	<b>0</b>	<b>0</b>
<b>5.2</b>	<b>Student Progression</b>				
5.2.1	Placement of outgoing students during 2019-2020	QnM	10	1	10
5.2.2	Student progression to higher education (previous graduating batch i.e., 2019 - 2020)	QnM	10	2	20
5.2.3	Students qualifying in state/ national/ international level examinations during 2019-2020 (eg: NET/ SLET/GATE/GMAT /CAT, GRE/TOFEL/Civil Services/State government examinations)	QnM	10	0	0
<b>5.2</b>	<b>Student Progression</b>		<b>30</b>	<b>1</b>	<b>30</b>
<b>5.3</b>	<b>Student Participation and Activities</b>				
5.3.2	Presence of an active Student Council & representation of students on academic & administrative bodies/committees	QIM	10	3	<b>30</b>
<b>5.3</b>	<b>Student Participation and Activities</b>		<b>10</b>	<b>3</b>	<b>30</b>
<b>Criterion V - Student Support and Progression</b>			<b>54</b>	<b>1.11</b>	<b>60</b>
	<b>Criterion VI – Governance, Leadership and Management</b>				
<b>6.3</b>	<b>Faculty Empowerment Strategies</b>				
6.3.3	Number of professional development / administrative training Programmes organized by the Institution for teaching and non teaching staff during 2019-2020	QnM	8	0	0
6.3.4	Teachers attending professional development Programmes, viz., Orientation Programme, Refresher Course, Short Term Course, Faculty Development Programmes during 2019-2020	QnM	10	0	0
<b>6.3</b>	<b>Faculty Empowerment Strategies</b>		<b>18</b>	<b>0</b>	<b>0</b>
<b>Criterion VI – Governance, Leadership and Management</b>			<b>18</b>	<b>0</b>	<b>0</b>

	<b>Criterion VII – Institutional Values and Best Practices</b>				
<b>7.1</b>	<b>Institutional Values and Social Responsibilities</b>				
7.1.1	Number of gender equity promotion Programmes organized by the department/club/cell/ unit during 2019-2020	QIM	5	0	<b>0</b>
7.1.3	Waste Management steps including: a) Solid waste management b) Liquid waste management c) Biomedical waste management d) E-waste management e) Waste recycling system f) Hazardous chemicals and radioactive waste management	QIM	4	0	<b>0</b>
7.1.4	Rain water harvesting structures and utilization : 1. Rain water harvesting 2. Borewell /Open well recharge 3. Construction of tanks and bunds 4. Waste water recycling 5. Maintenance of water bodies and distribution system in the campus	QnM	4	0	<b>0</b>
7.1.8	Institutional efforts/initiatives in providing an inclusive environment i.e., tolerance and harmony towards cultural, regional, linguistic, communal socioeconomic and other diversities	QIM	5	0	<b>0</b>
7.1.9	Sensitization of students and employees of the Institution to the constitutional obligations: values, rights, duties and responsibilities of citizens	QIM	4	0	<b>0</b>
7.1.11	Institution celebrates / organizes national and international commemorative days, events and festivals	QIM	5	0	<b>0</b>
<b>7.1</b>	<b>Institutional Values and Social Responsibilities</b>		<b>27</b>	<b>0</b>	<b>0</b>
<b>7.2</b>	<b>Best Practices</b>				
7.2.1	Describe any one best practice followed by the Department/ Body / Committee / Club/Unit	QIM	30	0	0
<b>7.2</b>	<b>Best Practices</b>		<b>30</b>	<b>0</b>	<b>0</b>
<b>7.3</b>	<b>Institutional Distinctiveness</b>				

7.3.1	Describe/Explain the performance the Department in one area distinctive to its Vision, Priority & Thrust	QIM	20	0	0
<b>7.3</b>	<b>Institutional Distinctiveness</b>		20	0	0
<b>Criterion VII – Institutional Values and Best Practices</b>			77	0	0
	<b>Criteria-wise Assessment</b>		<b>Weightage (W)</b>	<b>Score</b>	<b>Wtd Grade Point (WGP)</b>
1	Curricular Aspects		150.00	2.33	350.00
2	Teaching, Learning & Evaluation		230.00	3.00	690.00
3	Research, Innovation & Extension		131.00	0.24	32.00
4	Infrastructure & Learning resources		26.00	1.69	44.00
5	Student Support & Progression		54.00	1.11	60.00
6	Governance, Leadership & Management		18.00	0.00	0.00
7	Institutional values & Best Practices		77.00	0.00	0.00
	<b>Overall:-</b>		686.00	1.71	1176.00



## Department : Commerce

### Academic and Administrative Audit - 2019-2020

#### Strengths and Weaknesses

##### Strengths :

- ✓ Feedback System
- ✓ Teacher Profile and Quality
- ✓ Student Performance and Learning Outcomes
- ✓ Curriculum Design and Development
- ✓ Catering to Student Diversity
- ✓ Student Participation and Activities

##### Weaknesses :

- Student Satisfaction Survey
- Teaching - Learning Process
- Academic Flexibility
- Maintenance of Campus Infrastructure
- Physical Facilities
- Resource Mobilization for Research
- Curriculum Enrichment
- Student Progression
- Research Publications and Awards
- Promotion of Research and Facilities
- Innovation Ecosystem
- Consultancy
- Extension Activities
- Collaboration
- Student Support
- Faculty Empowerment Strategies
- Institutional Values and Social Responsibilities
- Best Practices
- Institutional Distinctiveness







**Scott Christian College (Autonomous)**  
Nagercoil – 629 003, Tamil Nadu, India

**INTERNAL QUALITY ASSURANCE CELL**



# **ACADEMIC & ADMINISTRATIVE AUDIT 2019 - 2020**

**DEPARTMENT OF COMPUTER SCIENCE**

**GRADE**

**C**

**Score : 1.60/4**

**Department : Computer Science**

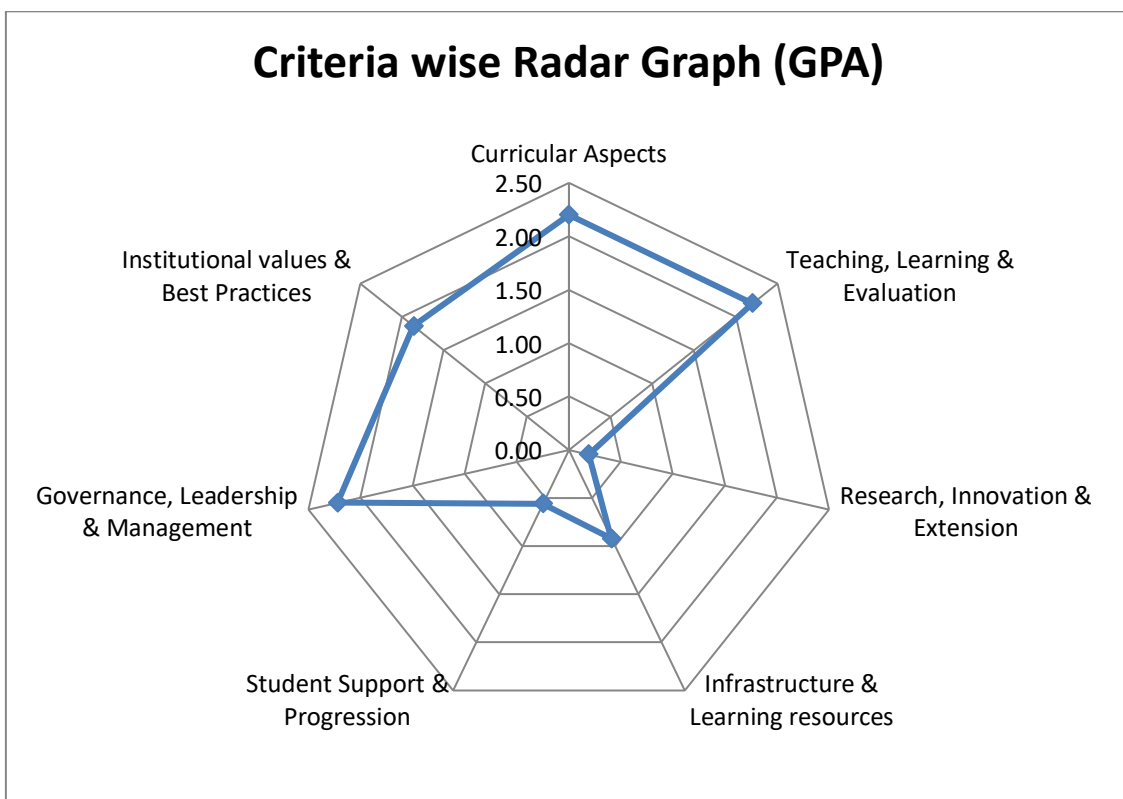
**Academic and Administrative Audit - 2019-2020**

<b>No</b>	<b>Criteria</b>	<b>Weightage (W1)</b>	<b>Criterion-wise Weighted Grade Point (CrWGP1)</b>	<b>Grade Point Averages (CrWGP<sub>i</sub>/W<sub>i</sub>)</b>
1	Curricular Aspects	150.00	330.00	2.20
2	Teaching, Learning & Evaluation	230.00	505.00	2.20
3	Research, Innovation & Extension	131.00	25.00	0.19
4	Infrastructure & Learning resources	26.00	24.00	0.92
5	Student Support & Progression	54.00	30.00	0.56
6	Governance, Leadership & Management	18.00	40.00	2.22
7	Institutional values & Best Practices	77.00	143.00	1.86
	<b>Total</b>	<b>686.00</b>	<b>1097.00</b>	<b>1.6</b>
	<b>CGPA :</b>	<b>1.6</b>		

Dean IQAC

Principal

Department : Computer Science



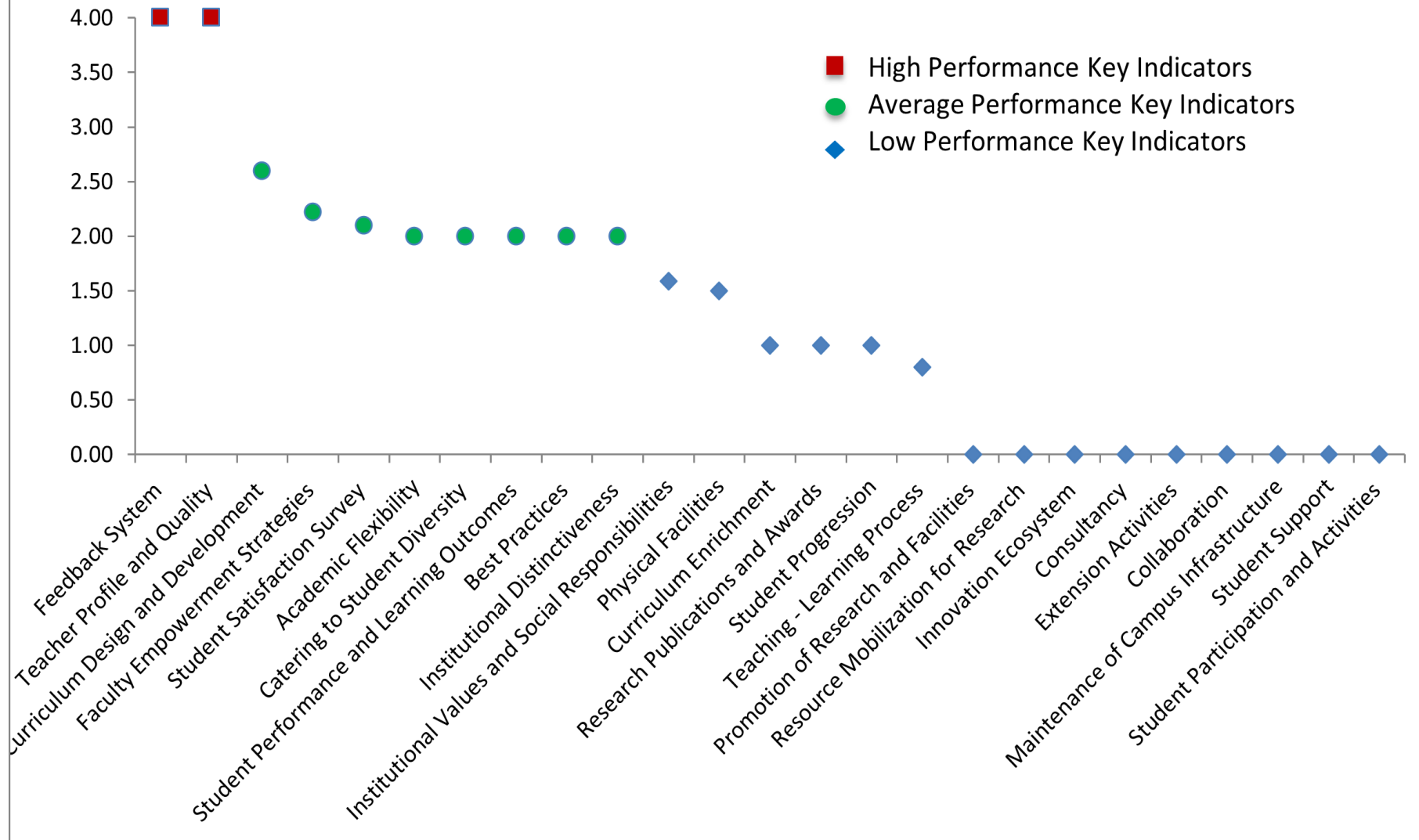
Department : Computer Science

Academic and Administrative Audit - 2019-2020

No	Criteria and Key Indicators	Key Indicator Weightage (W <sub>i</sub> )	Key Indicator Wise Weighted Grade Points (KIWGP) <sub>i</sub>	Grade Point Averages (CrWGPI/W <sub>i</sub> )
<b>Criterion I – Curricular Aspects</b>				
1.1	Curriculum Design and Development	50	130.00	2.60
1.2	Academic Flexibility	40	80.00	2.00
1.3	Curriculum Enrichment	40	40.00	1.00
1.4	Feedback System	20	80.00	4.00
	<b>Total</b>	<b>150</b>	<b>330.00</b>	<b>2.20</b>
<b>Criterion II – Teaching-Learning and Evaluation</b>				
2.2	Catering to Student Diversity	30	60.00	2.00
2.3	Teaching - Learning Process	50	40.00	0.80
2.4	Teacher Profile and Quality	50	200.00	4.00
2.6	Student Performance and Learning Outcomes	50	100.00	2.00
2.7	Student Satisfaction Survey	50	105.00	2.10
	<b>Total</b>	<b>230</b>	<b>505.00</b>	<b>2.20</b>
<b>Criterion III – Research, Innovations and Extension</b>				
3.1	Promotion of Research and Facilities	6	0.00	0.00
3.2	Resource Mobilization for Research	10	0.00	0.00
3.3	Innovation Ecosystem	10	0.00	0.00
3.4	Research Publications and Awards	25	25.00	1.00
3.5	Consultancy	10	0.00	0.00

3.6	Extension Activities	50	0.00	0.00
3.7	Collaboration	20	0.00	0.00
	<b>Total</b>	<b>131</b>	<b>25.00</b>	<b>0.19</b>
<b>Criterion IV – Infrastructure and Learning Resources</b>				
4.1	Physical Facilities	16	24.00	1.50
4.4	Maintenance of Campus Infrastructure	10	0.00	0.00
	<b>Total</b>	<b>26</b>	<b>24.00</b>	<b>0.92</b>
<b>Criterion V - Student Support and Progression</b>				
5.1	Student Support	14	0.00	0.00
5.2	Student Progression	30	30.00	1.00
5.3	Student Participation and Activities	10	0.00	0.00
	<b>Total</b>	<b>54</b>	<b>30.00</b>	<b>0.56</b>
<b>Criterion VI – Governance, Leadership and Management</b>				
6.3	Faculty Empowerment Strategies	18	40.00	2.22
	<b>Total</b>	<b>18</b>	<b>40.00</b>	<b>2.22</b>
<b>Criterion VII – Institutional Values and Best Practices</b>				
7.1	Institutional Values and Social Responsibilities	27	43.00	1.59
7.2	Best Practices	30	60.00	2.00
7.3	Institutional Distinctiveness	20	40.00	2.00
	<b>Total</b>	<b>77</b>	<b>143.00</b>	<b>1.86</b>
	<b>Grand Total</b>	<b>686</b>	<b>1097.00</b>	<b>1.6</b>

**Values Comparison of Metrics in Key Indicators based on Performance (GPA)**





## Scott Christian College (Autonomous), Nagercoil



AAA 2019 - 2020 - Assessment Sheet

Department of Computer Science

### Qualitative & Quantitative Metrics

Metric	Parameter	QIM/ QnM	Weightage	Score	Wtd. Score
<b>Criterion I – Curricular Aspects</b>					
<b>1.1</b>	<b>Curriculum Design and Development</b>				
1.1.1	Curricula developed/adopted having Learning Outcomes including Programme Outcomes (Pos), Programme specific outcomes (PSOs) and Course Outcomes (COs) for all the UG, PG and M.Phil programmes offered by the Department and mapped them with syllabus properly.	QIM	20	4	80
1.1.2	List of Programmes where syllabus revision was carried out during 2019-2020	QnM	20	2	40
1.1.3	Courses having focus on employability/ entrepreneurship/ skill development during 2019 - 2020	QnM	10	1	10
<b>1.1</b>	<b>Curriculum Design and Development</b>		<b>50</b>	<b>2.6</b>	<b>130</b>
<b>1.2</b>	<b>Academic Flexibility</b>				
1.2.1	New courses introduced of the total number of courses across all programs offered during 2019 - 2020.	QnM	20	0	0
1.2.2	Programs in which Choice Based Credit System (CBCS)/elective course system has been implemented (2019 - 2020)	QnM	20	4	80
<b>1.2</b>	<b>Academic Flexibility</b>		<b>40</b>	<b>2</b>	<b>80</b>
<b>1.3</b>	<b>Curriculum Enrichment</b>				
1.3.1	List of courses whose syllabus integrate Cross cutting Issues related to Gender/ Environment & Sustainability/Human Values & Professional Ethics.	QIM	10	4	40
1.3.2	List of Value-added courses imparting transferable and life skills offered during 2019-2020 with details of the students	QnM	10	0	0
1.3.3	(Average Percentage of students enrolled in the courses under 1.3.2 above) List of Value-added courses imparting transferable and life skills offered during 2019-2020 with details of the students	QnM	10	0	0

1.3.4	Details of students undertaking field projects / internships (2019 - 2020)	QnM	10	0	0
<b>1.3</b>	<b>Curriculum Enrichment</b>		40	1	40
<b>1.4</b>	<b>Feedback System</b>				
1.4.1	Structured feedback received from: 1) Students, 2) Teachers, 3) Employers, 4) Alumni 5) Parents, for design and review of syllabus - Semester wise /year wise (Weightage: 10 QnM) Options: A. Any 4 of the above B. Any 3 of the above C. Any 2 of the above D. Any 1 of the above E. None of the above	QnM	10	4	40
1.4.2	Feedback processes of the institution may be classified as follows: A) A. Feedback collected, analysed and action taken and report made available on website B) Feedback collected, analysed and action has been taken C) Feedback collected and analysed D) Feedback collected E) Feedback not obtained	QnM	10	4	40
<b>1.4</b>	<b>Feedback System</b>		20	4	80
<b>Criterion I – Curricular Aspects</b>			150	2.2	330
<b>Criterion II – Teaching-Learning and Evaluation</b>					
<b>2.2</b>	<b>Catering to Student Diversity</b>				
2.2.1	The institution assesses the learning levels of the students, after admission and organises special programs for advanced learners and slow learners	QIM	15	0	0
2.2.2	Student - Full time teacher ratio(current year data)	QnM	15	4	60
<b>2.2</b>	<b>Catering to Student Diversity</b>		30	2	60
<b>2.3</b>	<b>Teaching - Learning Process</b>				
2.3.1	Student centric methods, such as experiential learning, participative learning and problem solving methodologies are used for enhancing learning experiences	QIM	15	0	0
2.3.2	Teachers use ICT enabled tools including online resources for effective teaching and learning process	QIM	15	0	0
2.3.3	Ratio of students to mentor for academic and stress related issues (current year data)	QnM	10	4	40



2.3.4	Preparation and adherence to Academic Calendar and Teaching plans by the institution	QIM	10	0	0
<b>2.3</b>	<b>Teaching - Learning Process</b>		<b>50</b>	<b>0.8</b>	<b>40</b>
<b>2.4</b>	<b>Teacher Profile and Quality</b>				
2.4.1	Full time teachers against sanctioned posts during 2019-2020	QnM	15	4	60
2.4.2	Full time teachers with Ph.D. (/ D.M. / M.Ch. / D.N.B Super speciality / D.Sc. / D.Litt. )during 2019-2020	QnM	20	4	80
2.4.3	Teaching experience of full time teachers in same institution number of years (current year data)	QnM	15	4	60
<b>2.4</b>	<b>Teacher Profile and Quality</b>		<b>50</b>	<b>4</b>	<b>200</b>
<b>2.6</b>	<b>Student Performance and Learning Outcomes</b>				
2.6.1	i) Provide the web link displaying Programme Outcomes(PO)/Programme Specific Outcomes (PSO) / Course Outcomes (CO) for all programmes offered by the Department.	QIM	20	4	80
2.6.2	Evaluation of attainment of PO, PSO & CO	QIM	10	0	0
2.6.3	Passed out details of final year students	QnM	20	1	20
<b>2.6</b>	<b>Student Performance and Learning Outcomes</b>		<b>50</b>	<b>2</b>	<b>100</b>
<b>2.7</b>	<b>Student Satisfaction Survey</b>				
2.7.1	Online student satisfaction survey (SSS) regarding to teaching learning process.	QnM	50	<b>2.1</b>	<b>105</b>
<b>2.7</b>	<b>Student Satisfaction Survey</b>		<b>50</b>	<b>2.1</b>	<b>105</b>
<b>Criterion II – Teaching-Learning and Evaluation</b>			<b>230</b>	<b>2.2</b>	<b>505</b>
<b>Criterion III – Research, Innovations and Extension</b>					
<b>3.1</b>	<b>Promotion of Research and Facilities</b>				
3.1.3	Number of teachers awarded national/ international fellowship for advanced studies/ research during 2019-2020	QnM	6	0	<b>0</b>
<b>3.1</b>	<b>Promotion of Research and Facilities</b>		<b>6</b>	<b>0</b>	<b>0</b>
<b>3.2</b>	<b>Resource Mobilization for Research</b>				

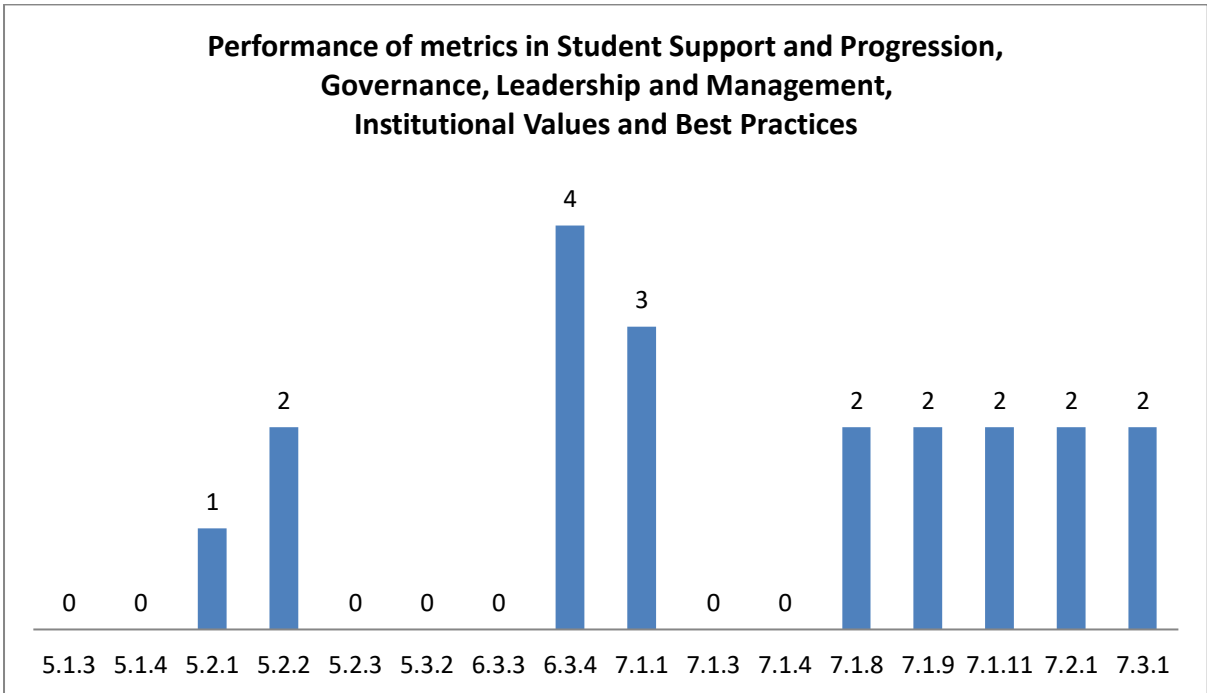
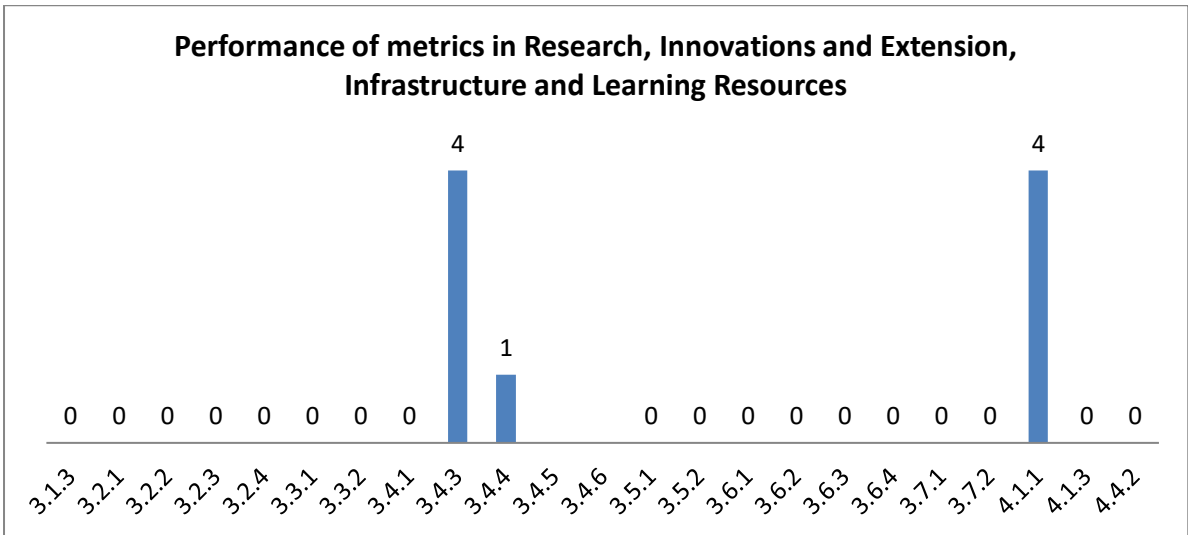
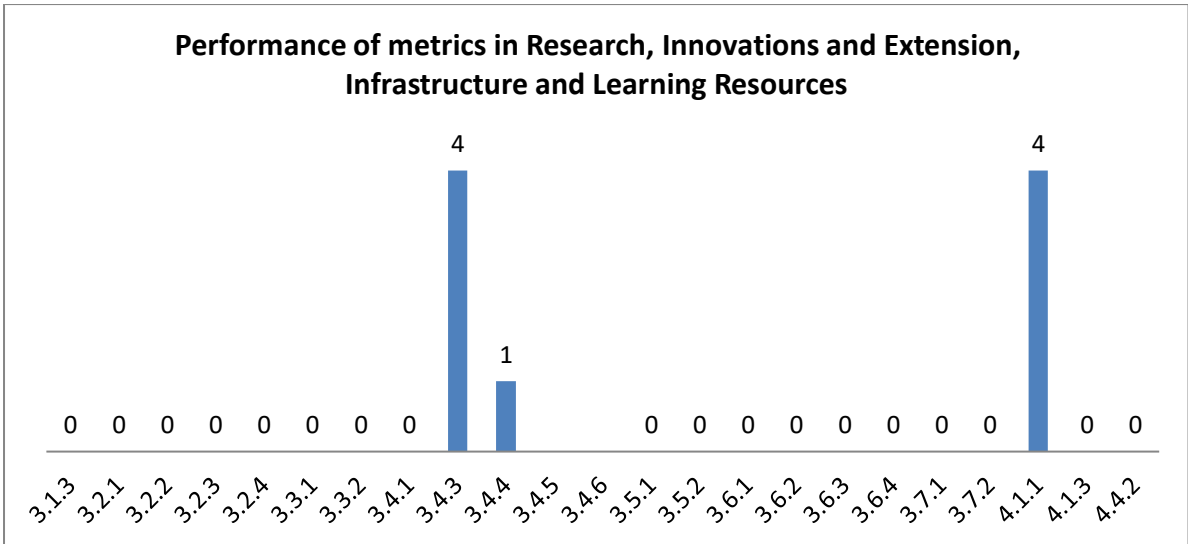
3.2.1	Grants for research projects sponsored by the government, non-government sources such as industry, corporate houses, international bodies, endowments, Chairs in the institution during 2019-2020	QnM	2	0	0
3.2.2	Number of teachers having research projects during the 2019 - 2020	QnM	2	0	0
3.2.3	Teachers recognised as research guides	QnM	3	0	0
3.2.4	Number of research projects per teacher funded by government and non-government agencies during 2019-2020	QnM	3	0	0
<b>3.2</b>	<b>Resource Mobilization for Research</b>		10	0	0
<b>3.3</b>	<b>Innovation Ecosystem</b>				
3.3.1	What are the innovation done by the Department / Club including Incubation Centre and other initiatives for creation and transfer of knowledge?	QIM	5	0	0
3.3.2	Number of workshops/seminars conducted on Research Methodology, Intellectual Property Rights (IPR) and entrepreneurship and skills development Industry-Academia Innovative practices during 2019-2020	QnM	5	0	0
<b>3.3</b>	<b>Innovation Ecosystem</b>		10	0	0
<b>3.4</b>	<b>Research Publications and Awards</b>				
3.4.1	The institution has a stated Code of Ethics to check malpractices and plagiarism in Research	QnM	5	0	0
3.4.3	Number of research papers per teacher in the Journals notified on UGC website during 2019-2020	QnM	5	4	20
3.4.4	Number of books and chapters in edited volumes / books published, and papers in national/international conference - proceedings per teacher during 2019-2020	QnM	5	1	5
3.4.5	Bibliometrics of the publications during 2019-2020 based on average citation index in Scopus/ Web of Science or Pub Med/ Indian Citation Index	QnM	5		0
3.4.6	Bibliometrics of the publications during 2019-20 based on Scopus/ Web of Science – h-index of the Department	QnM	5		0
<b>3.4</b>	<b>Research Publications and Awards</b>		25	1	25

<b>3.5</b>	<b>Consultancy</b>				
3.5.1	Revenue generated from consultancy corporate training during 2019-2020	QnM	5	0	0
3.5.2	Amount spent on developing facilities, training teachers and staff for undertaking consultancy during 2019 - 2020 (in Lakhs)	QnM	5	0	0
<b>3.5</b>	<b>Consultancy</b>		<b>10</b>	<b>0</b>	<b>0</b>
<b>3.6</b>	<b>Extension Activities</b>				
3.6.1	What are the Extension activities in the neighborhood community in terms of impact and sensitizing students to social issues and holistic development during 2019-2020?	QIM	10	0	0
3.6.2	Number of awards and recognition received for extension activities from Government /recognized bodies during 2019 - 2020	QnM	15	0	0
3.6.3	Number of extension and outreach Programmes conducted in collaboration with industry, community and Non-Government Organizations through NSS/NCC/Red cross/YRC etc., during 2019-2020	QnM	10	0	0
3.6.4	Students participating in extension activities with Government Organizations, Non-Government Organizations and Programmes such as Swachh Bharat, Aids Awareness, Gender Issue, etc. during 2019-2020	QnM	15	0	0
<b>3.6</b>	<b>Extension Activities</b>		<b>50</b>	<b>0</b>	<b>0</b>
<b>3.7</b>	<b>Collaboration</b>				
3.7.1	Number of Collaborative activities for research, faculty exchange, student exchange / internship/ on –the-job training/ project work	QnM	10	0	0
3.7.2	Number of functional MoUs with institutions of national, international importance, other universities, industries, corporate houses etc. during 2019-2020	QnM	10	0	0
<b>3.7</b>	<b>Collaboration</b>		<b>20</b>	<b>0</b>	<b>0</b>
<b>Criterion III – Research, Innovations and Extension</b>			<b>131</b>	<b>0.19</b>	<b>25</b>
<b>Criterion IV – Infrastructure and Learning Resources</b>					
<b>4.1</b>	<b>Physical Facilities</b>				
4.1.1	The institution has adequate facilities for teaching – learning, viz., classrooms, laboratories, computing equipment, etc.	QIM	6	4	24

4.1.3	Percentage of classrooms and seminar halls with ICT – enabled facilities such as smart class, LMS, etc.	QnM	10	0	0
<b>4.1</b>	<b>Physical Facilities</b>		<b>16</b>	<b>1.5</b>	<b>24</b>
<b>4.4</b>	<b>Maintenance of Campus Infrastructure</b>				
4.4.2	Provide the Service/Maintenance Record	QIM	10	0	0
<b>4.4</b>	<b>Maintenance of Campus Infrastructure</b>		<b>10</b>	<b>0</b>	<b>0</b>
<b>Criterion IV – Infrastructure and Learning Resources</b>			<b>26</b>	<b>0.92</b>	<b>24</b>
<b>Criterion V - Student Support and Progression</b>					
<b>5.1</b>	<b>Student Support</b>				
5.1.3	Number of capability enhancement and development schemes 1. Soft skills 2. Language and communication skills 3. Life skills (Yoga, physical fitness, health and hygiene) 4. Awareness of trends in technology (Opt one)	QnM	8	0	0
5.1.4	Students benefited by guidance for competitive examinations and career counseling offered by the institution during 2019-2020	QnM	6	0	0
<b>5.1</b>	<b>Student Support</b>		<b>14</b>	<b>0</b>	<b>0</b>
<b>5.2</b>	<b>Student Progression</b>				
5.2.1	Placement of outgoing students during 2019-2020	QnM	10	1	10
5.2.2	Student progression to higher education (previous graduating batch i.e., 2019 - 2020)	QnM	10	2	20
5.2.3	Students qualifying in state/ national/ international level examinations during 2019-2020 (eg: NET/ SLET/GATE/GMAT /CAT, GRE/TOFEL/Civil Services/State government examinations)	QnM	10	0	0
<b>5.2</b>	<b>Student Progression</b>		<b>30</b>	<b>1</b>	<b>30</b>
<b>5.3</b>	<b>Student Participation and Activities</b>				
5.3.2	Presence of an active Student Council & representation of students on academic & administrative bodies/committees	QIM	10	0	0
<b>5.3</b>	<b>Student Participation and Activities</b>		<b>10</b>	<b>0</b>	<b>0</b>
<b>Criterion V - Student Support and Progression</b>			<b>54</b>	<b>0.56</b>	<b>30</b>

	<b>Criterion VI – Governance, Leadership and Management</b>				
<b>6.3</b>	<b>Faculty Empowerment Strategies</b>				
6.3.3	Number of professional development / administrative training Programmes organized by the Institution for teaching and non teaching staff during 2019-2020	QnM	8	0	0
6.3.4	Teachers attending professional development Programmes, viz., Orientation Programme, Refresher Course, Short Term Course, Faculty Development Programmes during 2019-2020	QnM	10	4	40
<b>6.3</b>	<b>Faculty Empowerment Strategies</b>		<b>18</b>	<b>2.22</b>	<b>40</b>
<b>Criterion VI – Governance, Leadership and Management</b>			<b>18</b>	<b>2.22</b>	<b>40</b>
	<b>Criterion VII – Institutional Values and Best Practices</b>				
<b>7.1</b>	<b>Institutional Values and Social Responsibilities</b>				
7.1.1	Number of gender equity promotion Programmes organized by the department/club/cell/ unit during 2019-2020	QIM	5	3	15
7.1.3	Waste Management steps including: a) Solid waste management b) Liquid waste management c) Biomedical waste management d) E-waste management e) Waste recycling system f) Hazardous chemicals and radioactive waste management	QIM	4	0	0
7.1.4	Rain water harvesting structures and utilization : 1. Rain water harvesting 2. Borewell /Open well recharge 3. Construction of tanks and bunds 4. Waste water recycling 5. Maintenance of water bodies and distribution system in the campus	QnM	4	0	0
7.1.8	Institutional efforts/initiatives in providing an inclusive environment i.e., tolerance and harmony towards cultural, regional, linguistic, communal socioeconomic and other diversities	QIM	5	2	10
7.1.9	Sensitization of students and employees of the Institution to the constitutional obligations: values, rights, duties and responsibilities of citizens	QIM	4	2	8

7.1.11	Institution celebrates / organizes national and international commemorative days, events and festivals	QIM	5	2	<b>10</b>
<b>7.1</b>	<b>Institutional Values and Social Responsibilities</b>		27	1.59	43
<b>7.2</b>	<b>Best Practices</b>				
7.2.1	Describe any one best practice followed by the Department/ Body / Committee / Club/Unit	QIM	30	2	60
<b>7.2</b>	<b>Best Practices</b>		30	2	60
<b>7.3</b>	<b>Institutional Distinctiveness</b>				
7.3.1	Describe/Explain the performance the Department in one area distinctive to its Vision, Priority & Thrust	QIM	20	2	40
<b>7.3</b>	<b>Institutional Distinctiveness</b>		20	2	40
<b>Criterion VII – Institutional Values and Best Practices</b>			77	1.86	143
	<b>Criteria wise Assessment</b>		<b>Weightage (W)</b>	<b>Score</b>	<b>Wtd Grade Point (WGP)</b>
1	Curricular Aspects		150.00	2.20	330.00
2	Teaching, Learning & Evaluation		230.00	2.20	505.00
3	Research, Innovation & Extension		131.00	0.19	25.00
4	Infrastructure & Learning resources		26.00	0.92	24.00
5	Student Support & Progression		54.00	0.56	30.00
6	Governance, Leadership & Management		18.00	2.22	40.00
7	Institutional values & Best Practices		77.00	1.86	143.00
	<b>Overall:-</b>		686.00	1.60	1097.00



## Department : Computer Science

### Academic and Administrative Audit - 2019-2020

#### Strengths and Weaknesses

##### Strengths :

- ✓ Feedback System
- ✓ Teacher Profile and Quality

##### Weaknesses :

- Curriculum Design and Development
- Faculty Empowerment Strategies
- Student Satisfaction Survey
- Academic Flexibility
- Catering to Student Diversity
- Student Performance and Learning Outcomes
- Best Practices
- Institutional Distinctiveness
- Institutional Values and Social Responsibilities
- Physical Facilities
- Curriculum Enrichment
- Research Publications and Awards
- Student Progression
- Teaching - Learning Process
- Promotion of Research and Facilities
- Resource Mobilization for Research
- Innovation Ecosystem
- Consultancy
- Extension Activities
- Collaboration
- Maintenance of Campus Infrastructure
- Student Support
- Student Participation and Activities





**Scott Christian College (Autonomous)**  
Nagercoil – 629 003, Tamil Nadu, India



**INTERNAL QUALITY ASSURANCE CELL**

# **ACADEMIC & ADMINISTRATIVE AUDIT 2019 - 2020**

**DEPARTMENT OF PHYSICAL EDUCATION**

**GRADE**

**D**

**Score : 1.17/4**

**Department : Physical Education**

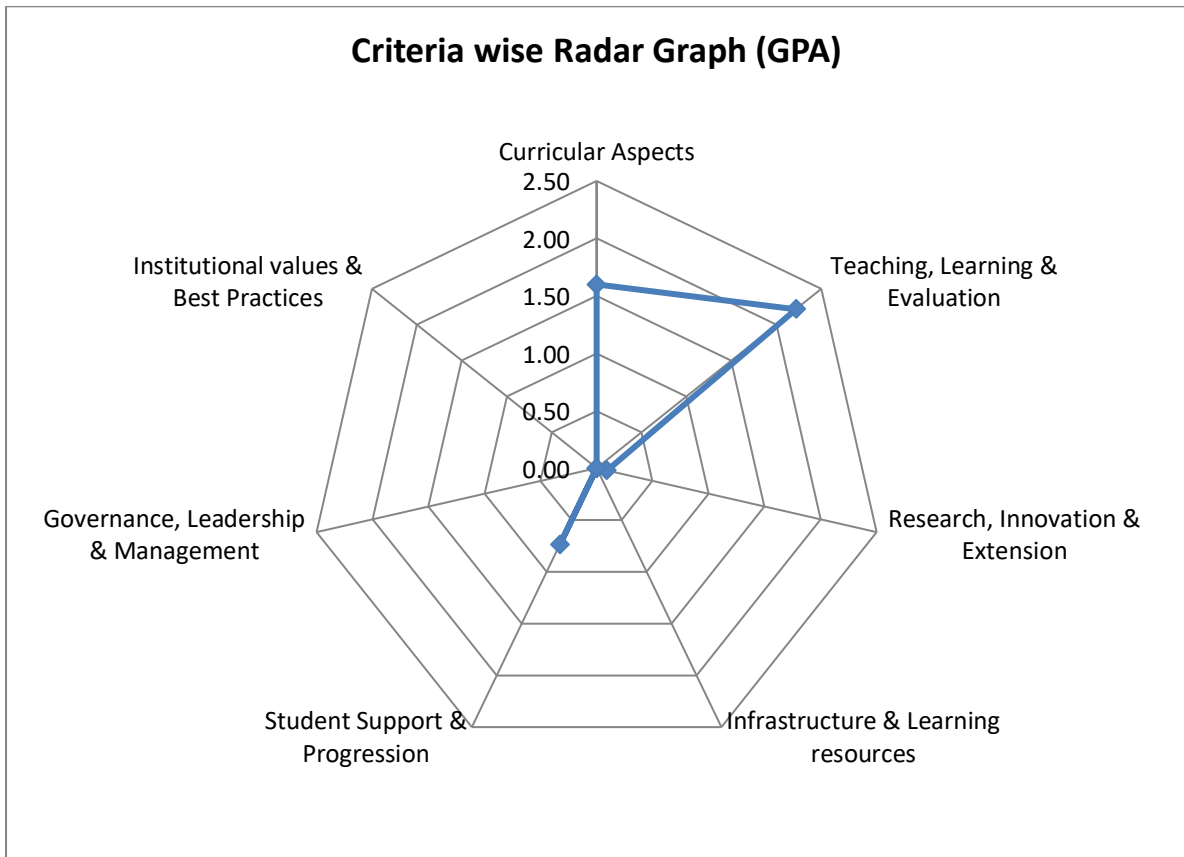
**Academic and Administrative Audit - 2019-2020**

<b>No</b>	<b>Criteria</b>	<b>Weightage (W1)</b>	<b>Criterion-wise Weighted Grade Point (CrWGP1)</b>	<b>Grade Point Averages (CrWGP<sub>i</sub>/W<sub>i</sub>)</b>
1	Curricular Aspects	150.00	240.00	1.60
2	Teaching, Learning & Evaluation	230.00	510.00	2.22
3	Research, Innovation & Extension	131.00	12.00	0.09
4	Infrastructure & Learning resources	26.00	0.00	0.00
5	Student Support & Progression	54.00	40.00	0.74
6	Governance, Leadership & Management	18.00	0.00	0.00
7	Institutional values & Best Practices	77.00	0.00	0.00
	<b>Total</b>	<b>686.00</b>	<b>802.00</b>	<b>1.17</b>
	<b>CGPA :</b>	<b>1.17</b>		

Dean IQAC

Principal

**Department : Physical Education**



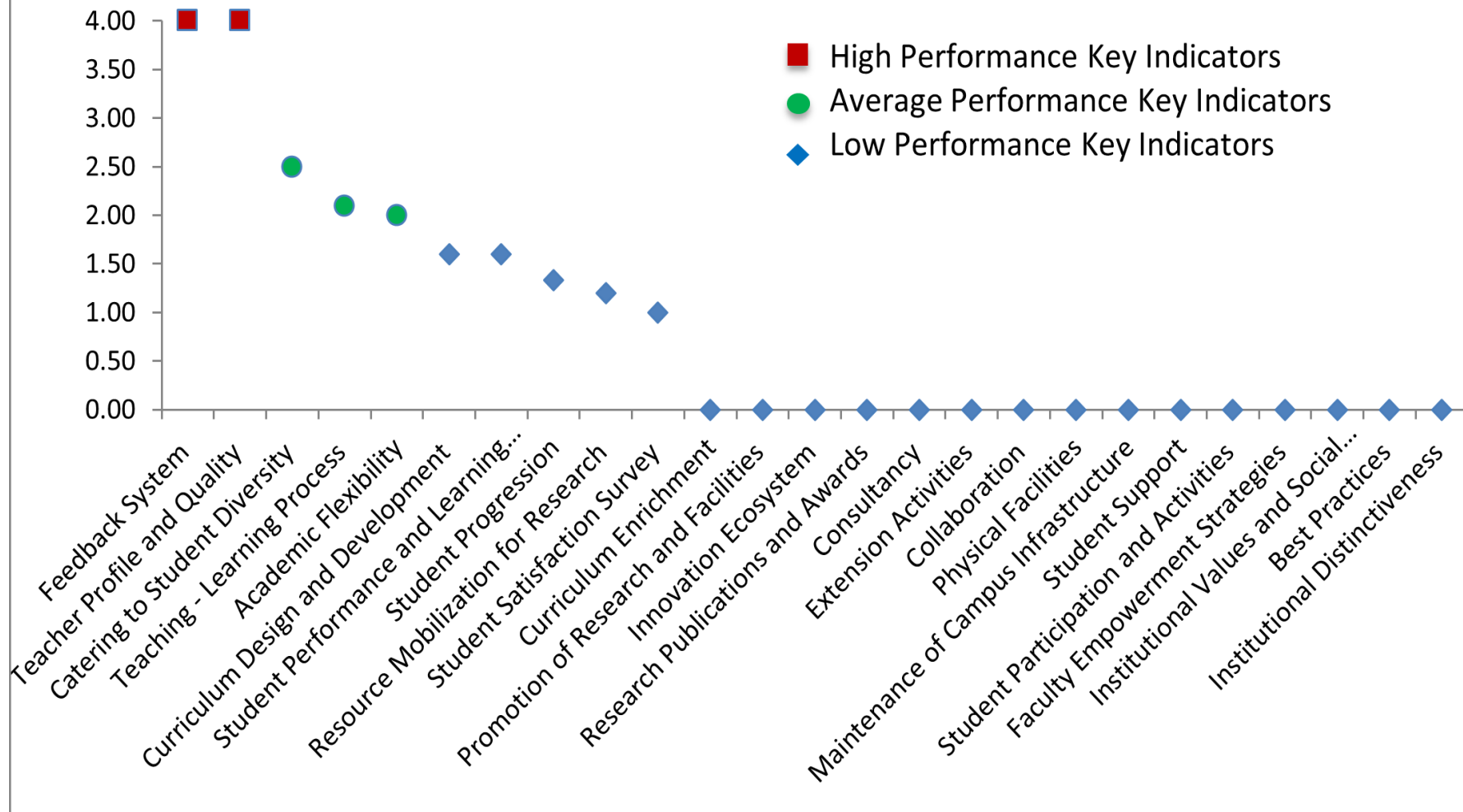
Department : Physical Education

Academic and Administrative Audit - 2019-2020

No	Criteria and Key Indicators	Key Indicator Weightage (W <sub>i</sub> )	Key Indicator Wise Weighted Grade Points (KIWGP) <sub>i</sub>	Grade Point Averages (CrWGPI/W <sub>i</sub> )
<b>Criterion I – Curricular Aspects</b>				
1.1	Curriculum Design and Development	50	80.00	1.60
1.2	Academic Flexibility	40	80.00	2.00
1.3	Curriculum Enrichment	40	0.00	0.00
1.4	Feedback System	20	80.00	4.00
	<b>Total</b>	<b>150</b>	<b>240.00</b>	<b>1.60</b>
<b>Criterion II – Teaching-Learning and Evaluation</b>				
2.2	Catering to Student Diversity	30	75.00	2.50
2.3	Teaching - Learning Process	50	105.00	2.10
2.4	Teacher Profile and Quality	50	200.00	4.00
2.6	Student Performance and Learning Outcomes	50	80.00	1.60
2.7	Student Satisfaction Survey	50	50.00	1.00
	<b>Total</b>	<b>230</b>	<b>510.00</b>	<b>2.22</b>
<b>Criterion III – Research, Innovations and Extension</b>				
3.1	Promotion of Research and Facilities	6	0.00	0.00
3.2	Resource Mobilization for Research	10	12.00	1.20
3.3	Innovation Ecosystem	10	0.00	0.00
3.4	Research Publications and Awards	25	0.00	0.00
3.5	Consultancy	10	0.00	0.00

3.6	Extension Activities	50	0.00	0.00
3.7	Collaboration	20	0.00	0.00
	<b>Total</b>	<b>131</b>	<b>12.00</b>	<b>0.09</b>
<b>Criterion IV – Infrastructure and Learning Resources</b>				
4.1	Physical Facilities	16	0.00	0.00
4.4	Maintenance of Campus Infrastructure	10	0.00	0.00
	<b>Total</b>	<b>26</b>	<b>0.00</b>	<b>0.00</b>
<b>Criterion V - Student Support and Progression</b>				
5.1	Student Support	14	0.00	0.00
5.2	Student Progression	30	40.00	1.33
5.3	Student Participation and Activities	10	0.00	0.00
	<b>Total</b>	<b>54</b>	<b>40.00</b>	<b>0.74</b>
<b>Criterion VI – Governance, Leadership and Management</b>				
6.3	Faculty Empowerment Strategies	18	0.00	0.00
	<b>Total</b>	<b>18</b>	<b>0.00</b>	<b>0.00</b>
<b>Criterion VII – Institutional Values and Best Practices</b>				
7.1	Institutional Values and Social Responsibilities	27	0.00	0.00
7.2	Best Practices	30	0.00	0.00
7.3	Institutional Distinctiveness	20	0.00	0.00
	<b>Total</b>	<b>77</b>	<b>0.00</b>	<b>0.00</b>
	<b>Grand Total</b>	<b>686</b>	<b>802.00</b>	<b>1.17</b>

### Values Comparison of Metrics in Key Indicators based on Performance (GPA)





## Scott Christian College (Autonomous), Nagercoil



AAA 2019 - 2020 - Assessment Sheet

Department of Physical Education

### Qualitative & Quantitative Metrics

Metric	Parameter	QIM/ QnM	Weightage	Score	Wtd. Score
<b>Criterion I – Curricular Aspects</b>					
<b>1.1</b>	<b>Curriculum Design and Development</b>				
1.1.1	Curricula developed/adopted having Learning Outcomes including Programme Outcomes (Pos), Programme specific outcomes (PSOs) and Course Outcomes (COs) for all the UG, PG and M.Phil programmes offered by the Department and mapped them with syllabus properly.	QIM	20	4	80
1.1.2	List of Programmes where syllabus revision was carried out during 2019-2020	QnM	20	0	0
1.1.3	Courses having focus on employability/ entrepreneurship/ skill development during 2019 - 2020	QnM	10	0	0
<b>1.1</b>	<b>Curriculum Design and Development</b>		<b>50</b>	<b>1.6</b>	<b>80</b>
<b>1.2</b>	<b>Academic Flexibility</b>				
1.2.1	New courses introduced of the total number of courses across all programs offered during 2019 - 2020.	QnM	20	0	0
1.2.2	Programs in which Choice Based Credit System (CBCS)/elective course system has been implemented (2019 - 2020)	QnM	20	4	80
<b>1.2</b>	<b>Academic Flexibility</b>		<b>40</b>	<b>2</b>	<b>80</b>
<b>1.3</b>	<b>Curriculum Enrichment</b>				
1.3.1	List of courses whose syllabus integrate Cross cutting Issues related to Gender/ Environment & Sustainability/Human Values & Professional Ethics.	QIM	10	0	0
1.3.2	List of Value-added courses imparting transferable and life skills offered during 2019-2020 with details of the students	QnM	10	0	0
1.3.3	(Average Percentage of students enrolled in the courses under 1.3.2 above) List of Value-added courses imparting transferable and life skills offered during 2019-2020 with details of the students	QnM	10	0	0

1.3.4	Details of students undertaking field projects / internships (2019 - 2020)	QnM	10	0	0
<b>1.3</b>	<b>Curriculum Enrichment</b>		40	0	0
<b>1.4</b>	<b>Feedback System</b>				
1.4.1	Structured feedback received from: 1) Students, 2) Teachers, 3) Employers, 4) Alumni 5) Parents, for design and review of syllabus - Semester wise /year wise (Weightage: 10 QnM) Options: A. Any 4 of the above B. Any 3 of the above C. Any 2 of the above D. Any 1 of the above E. None of the above	QnM	10	4	40
1.4.2	Feedback processes of the institution may be classified as follows: A) A. Feedback collected, analysed and action taken and report made available on website B) Feedback collected, analysed and action has been taken C) Feedback collected and analysed D) Feedback collected E) Feedback not obtained	QnM	10	4	40
<b>1.4</b>	<b>Feedback System</b>		20	4	80
<b>Criterion I – Curricular Aspects</b>			150	1.6	240
<b>Criterion II – Teaching-Learning and Evaluation</b>					
<b>2.2</b>	<b>Catering to Student Diversity</b>				
2.2.1	The institution assesses the learning levels of the students, after admission and organises special programs for advanced learners and slow learners	QIM	15	2	30
2.2.2	Student - Full time teacher ratio(current year data)	QnM	15	3	45
<b>2.2</b>	<b>Catering to Student Diversity</b>		30	2.5	75
<b>2.3</b>	<b>Teaching - Learning Process</b>				
2.3.1	Student centric methods, such as experiential learning, participative learning and problem solving methodologies are used for enhancing learning experiences	QIM	15	3	45
2.3.2	Teachers use ICT enabled tools including online resources for effective teaching and learning process	QIM	15	0	0
2.3.3	Ratio of students to mentor for academic and stress related issues (current year data)	QnM	10	4	40



2.3.4	Preparation and adherence to Academic Calendar and Teaching plans by the institution	QIM	10	2	20
<b>2.3</b>	<b>Teaching - Learning Process</b>		50	2.1	105
<b>2.4</b>	<b>Teacher Profile and Quality</b>				
2.4.1	Full time teachers against sanctioned posts during 2019-2020	QnM	15	4	60
2.4.2	Full time teachers with Ph.D. (/ D.M. / M.Ch. /D.N.B Super speciality / D.Sc. / D.Litt. )during 2019-2020	QnM	20	4	80
2.4.3	Teaching experience of full time teachers in same institution number of years (current year data)	QnM	15	4	60
<b>2.4</b>	<b>Teacher Profile and Quality</b>		50	4	200
<b>2.6</b>	<b>Student Performance and Learning Outcomes</b>				
2.6.1	i) Provide the web link displaying Programme Outcomes(PO)/Programme Specific Outcomes (PSO) / Course Outcomes (CO) for all programmes offered by the Department.	QIM	20	4	80
2.6.2	Evaluation of attainment of PO, PSO & CO	QIM	10	0	0
2.6.3	Passed out details of final year students	QnM	20	0	0
<b>2.6</b>	<b>Student Performance and Learning Outcomes</b>		50	1.6	80
<b>2.7</b>	<b>Student Satisfaction Survey</b>				
2.7.1	Online student satisfaction survey (SSS) regarding to teaching learning process.	QnM	50	1	50
<b>2.7</b>	<b>Student Satisfaction Survey</b>		50	1	50
<b>Criterion II – Teaching-Learning and Evaluation</b>			230	2.22	510
<b>Criterion III – Research, Innovations and Extension</b>					
<b>3.1</b>	<b>Promotion of Research and Facilities</b>				
3.1.3	Number of teachers awarded national/ international fellowship for advanced studies/ research during 2019-2020	QnM	6	0	0
<b>3.1</b>	<b>Promotion of Research and Facilities</b>		6	0	0
<b>3.2</b>	<b>Resource Mobilization for Research</b>				
3.2.1	Grants for research projects sponsored by the government, non-government sources such as industry, corporate houses, international bodies, endowments, Chairs in the institution during 2019-2020	QnM	2	0	0
3.2.2	Number of teachers having research projects during the 2019 - 2020	QnM	2	0	0
3.2.3	Teachers recognised as research guides	QnM	3	4	12

3.2.4	Number of research projects per teacher funded by government and non-government agencies during 2019-2020	QnM	3	0	0
<b>3.2</b>	<b>Resource Mobilization for Research</b>		10	1.2	12
<b>3.3</b>	<b>Innovation Ecosystem</b>				
3.3.1	What are the innovation done by the Department / Club including Incubation Centre and other initiatives for creation and transfer of knowledge?	QIM	5	0	0
3.3.2	Number of workshops/seminars conducted on Research Methodology, Intellectual Property Rights (IPR) and entrepreneurship and skills development Industry-Academia Innovative practices during 2019-2020	QnM	5	0	0
<b>3.3</b>	<b>Innovation Ecosystem</b>		10	0	0
<b>3.4</b>	<b>Research Publications and Awards</b>				
3.4.1	The institution has a stated Code of Ethics to check malpractices and plagiarism in Research	QnM	5	0	0
3.4.3	Number of research papers per teacher in the Journals notified on UGC website during 2019-2020	QnM	5	0	0
3.4.4	Number of books and chapters in edited volumes / books published, and papers in national/international conference - proceedings per teacher during 2019-2020	QnM	5	0	0
3.4.5	Bibliometrics of the publications during 2019-2020 based on average citation index in Scopus/ Web of Science or Pub Med/ Indian Citation Index	QnM	5		0
3.4.6	Bibliometrics of the publications during 2019-20 based on Scopus/ Web of Science – h-index of the Department	QnM	5		0
<b>3.4</b>	<b>Research Publications and Awards</b>		25	0	0
<b>3.5</b>	<b>Consultancy</b>				
3.5.1	Revenue generated from consultancy corporate training during 2019-2020	QnM	5	0	0
3.5.2	Amount spent on developing facilities, training teachers and staff for undertaking consultancy during 2019 - 2020 (in Lakhs)	QnM	5	0	0
<b>3.5</b>	<b>Consultancy</b>		10	0	0

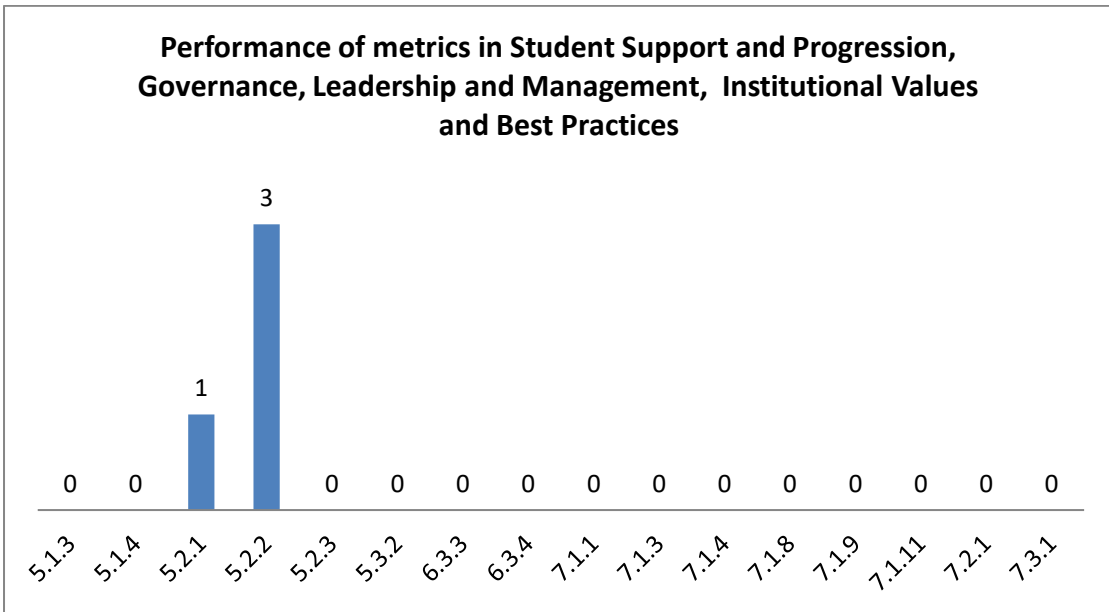
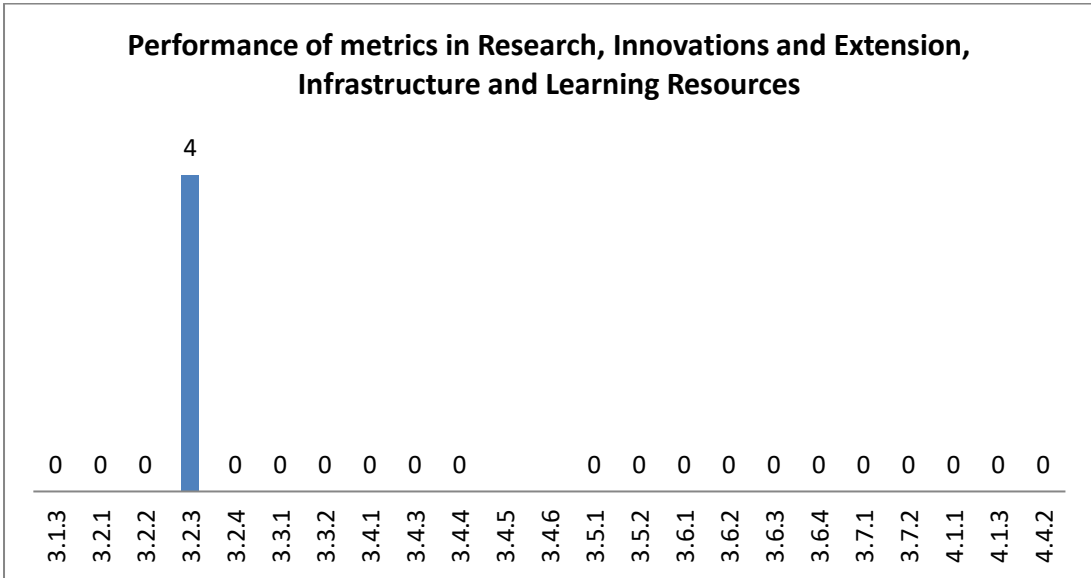
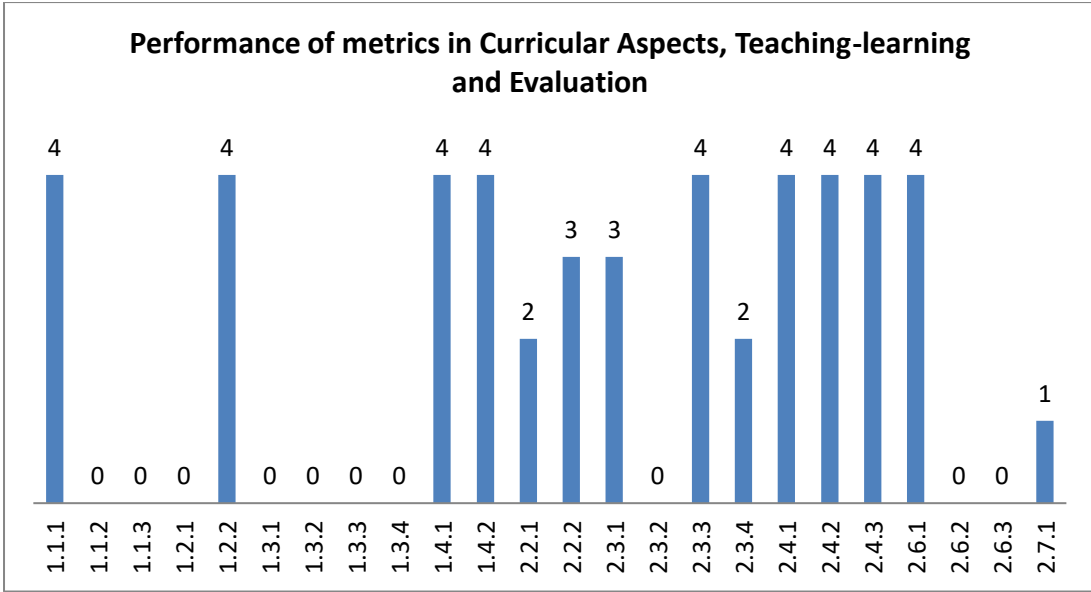
<b>3.6</b>	<b>Extension Activities</b>				
3.6.1	What are the Extension activities in the neighborhood community in terms of impact and sensitizing students to social issues and holistic development during 2019-2020?	QIM	10	0	0
3.6.2	Number of awards and recognition received for extension activities from Government /recognized bodies during 2019 - 2020	QnM	15	0	0
3.6.3	Number of extension and outreach Programmes conducted in collaboration with industry, community and Non- Government Organizations through NSS/NCC/Red cross/YRC etc., during 2019-2020	QnM	10	0	0
3.6.4	Students participating in extension activities with Government Organizations, Non-Government Organizations and Programmes such as Swachh Bharat, Aids Awareness, Gender Issue, etc. during 2019-2020	QnM	15	0	0
<b>3.6</b>	<b>Extension Activities</b>		<b>50</b>	<b>0</b>	<b>0</b>
<b>3.7</b>	<b>Collaboration</b>				
3.7.1	Number of Collaborative activities for research, faculty exchange, student exchange / internship/ on –the-job training/ project work	QnM	10	0	0
3.7.2	Number of functional MoUs with institutions of national, international importance, other universities, industries, corporate houses etc. during 2019-2020	QnM	10	0	0
<b>3.7</b>	<b>Collaboration</b>		<b>20</b>	<b>0</b>	<b>0</b>
<b>Criterion III – Research, Innovations and Extension</b>			<b>131</b>	<b>0.09</b>	<b>12</b>
<b>Criterion IV – Infrastructure and Learning Resources</b>					
<b>4.1</b>	<b>Physical Facilities</b>				
4.1.1	The institution has adequate facilities for teaching – learning, viz., classrooms, laboratories, computing equipment, etc.	QIM	6	0	0
4.1.3	Percentage of classrooms and seminar halls with ICT – enabled facilities such as smart class, LMS, etc.	QnM	10	0	0
<b>4.1</b>	<b>Physical Facilities</b>		<b>16</b>	<b>0</b>	<b>0</b>
<b>4.4</b>	<b>Maintenance of Campus Infrastructure</b>				
4.4.2	Provide the Service/Maintenance Record	QIM	10	0	0
<b>4.4</b>	<b>Maintenance of Campus Infrastructure</b>		<b>10</b>	<b>0</b>	<b>0</b>
<b>Criterion IV – Infrastructure and Learning Resources</b>			<b>26</b>	<b>0</b>	<b>0</b>

	<b>Criterion V - Student Support and Progression</b>				
<b>5.1</b>	<b>Student Support</b>				
5.1.3	Number of capability enhancement and development schemes 1. Soft skills 2. Language and communication skills 3. Life skills (Yoga, physical fitness, health and hygiene) 4. Awareness of trends in technology (Opt one)	QnM	8	0	0
5.1.4	Students benefited by guidance for competitive examinations and career counseling offered by the institution during 2019-2020	QnM	6	0	0
<b>5.1</b>	<b>Student Support</b>		<b>14</b>	<b>0</b>	<b>0</b>
<b>5.2</b>	<b>Student Progression</b>				
5.2.1	Placement of outgoing students during 2019-2020	QnM	10	1	10
5.2.2	Student progression to higher education (previous graduating batch i.e., 2019 - 2020)	QnM	10	3	30
5.2.3	Students qualifying in state/ national/ international level examinations during 2019-2020 (eg: NET/ SLET/GATE/GMAT /CAT, GRE/TOFEL/Civil Services/State government examinations)	QnM	10	0	0
<b>5.2</b>	<b>Student Progression</b>		<b>30</b>	<b>1.33</b>	<b>40</b>
<b>5.3</b>	<b>Student Participation and Activities</b>				
5.3.2	Presence of an active Student Council & representation of students on academic & administrative bodies/committees	QIM	10	0	0
<b>5.3</b>	<b>Student Participation and Activities</b>		<b>10</b>	<b>0</b>	<b>0</b>
<b>Criterion V - Student Support and Progression</b>			<b>54</b>	<b>0.74</b>	<b>40</b>
	<b>Criterion VI – Governance, Leadership and Management</b>				
<b>6.3</b>	<b>Faculty Empowerment Strategies</b>				
6.3.3	Number of professional development / administrative training Programmes organized by the Institution for teaching and non teaching staff during 2019-2020	QnM	8	0	0
6.3.4	Teachers attending professional development Programmes, viz., Orientation Programme, Refresher Course, Short Term Course, Faculty Development Programmes during 2019-2020	QnM	10	0	0
<b>6.3</b>	<b>Faculty Empowerment Strategies</b>		<b>18</b>	<b>0</b>	<b>0</b>
<b>Criterion VI – Governance, Leadership and Management</b>			<b>18</b>	<b>0</b>	<b>0</b>

<b>Criterion VII – Institutional Values and Best Practices</b>					
<b>7.1</b>	<b>Institutional Values and Social Responsibilities</b>				
7.1.1	Number of gender equity promotion Programmes organized by the department/club/cell/ unit during 2019-2020	QIM	5	0	0
7.1.3	Waste Management steps including: a) Solid waste management b) Liquid waste management c) Biomedical waste management d) E-waste management e) Waste recycling system f) Hazardous chemicals and radioactive waste management	QIM	4	0	0
7.1.4	Rain water harvesting structures and utilization : 1. Rain water harvesting 2. Borewell /Open well recharge 3. Construction of tanks and bunds 4. Waste water recycling 5. Maintenance of water bodies and distribution system in the campus	QnM	4	0	0
7.1.8	Institutional efforts/initiatives in providing an inclusive environment i.e., tolerance and harmony towards cultural, regional, linguistic, communal socioeconomic and other diversities	QIM	5	0	0
7.1.9	Sensitization of students and employees of the Institution to the constitutional obligations: values, rights, duties and responsibilities of citizens	QIM	4	0	0
7.1.11	Institution celebrates / organizes national and international commemorative days, events and festivals	QIM	5	0	0
<b>7.1</b>	<b>Institutional Values and Social Responsibilities</b>		27	0	0
<b>7.2</b>	<b>Best Practices</b>				
7.2.1	Describe any one best practice followed by the Department/ Body / Committee / Club/Unit	QIM	30	0	0
<b>7.2</b>	<b>Best Practices</b>		30	0	0
<b>7.3</b>	<b>Institutional Distinctiveness</b>				
7.3.1	Describe/Explain the performance the Department in one area distinctive to its Vision, Priority & Thrust	QIM	20	0	0
<b>7.3</b>	<b>Institutional Distinctiveness</b>		20	0	0
<b>Criterion VII – Institutional Values and Best Practices</b>			77	0	0

	<b>Criteriawise Assessment</b>		<b>Weightage (W)</b>	<b>Score</b>	<b>Wtd Grade Point (WGP)</b>
1	Curricular Aspects		150.00	1.60	240.00
2	Teaching, Learning & Evaluation		230.00	2.22	510.00
3	Research, Innovation & Extension		131.00	0.09	12.00
4	Infrastructure & Learning resources		26.00	0.00	0.00
5	Student Support & Progression		54.00	0.74	40.00
6	Governance, Leadership & Management		18.00	0.00	0.00
7	Institutional values & Best Practices		77.00	0.00	0.00
	<b>Overall:-</b>		<b>686.00</b>	<b>1.17</b>	<b>802.00</b>





**Department : Physical Education**

**Academic and Administrative Audit - 2019-2020**

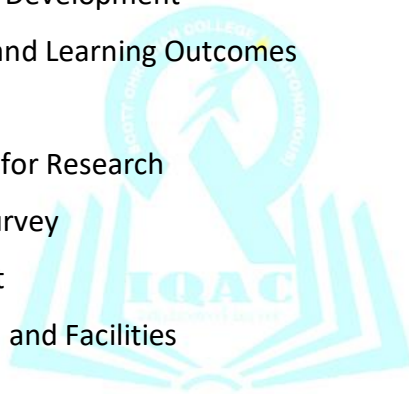
**Strengths and Weaknesses**

**Strengths :**

- ✓ Feedback System
- ✓ Teacher Profile and Quality

**Weaknesses :**

- Catering to Student Diversity
- Teaching - Learning Process
- Academic Flexibility
- Curriculum Design and Development
- Student Performance and Learning Outcomes
- Student Progression
- Resource Mobilization for Research
- Student Satisfaction Survey
- Curriculum Enrichment
- Promotion of Research and Facilities
- Innovation Ecosystem
- Research Publications and Awards
- Consultancy
- Extension Activities
- Collaboration
- Physical Facilities
- Maintenance of Campus Infrastructure
- Student Support
- Student Participation and Activities
- Faculty Empowerment Strategies
- Institutional Values and Social Responsibilities
- Best Practices
- Institutional Distinctiveness







**Scott Christian College (Autonomous)**  
Nagercoil – 629 003, Tamil Nadu, India

**INTERNAL QUALITY ASSURANCE CELL**



# **ACADEMIC & ADMINISTRATIVE AUDIT 2019 - 2020**

**DEPARTMENT OF BUSINESS STUDIES**

**GRADE**

**D**

**Score : 1.48/4**

**Department : Business Studies**

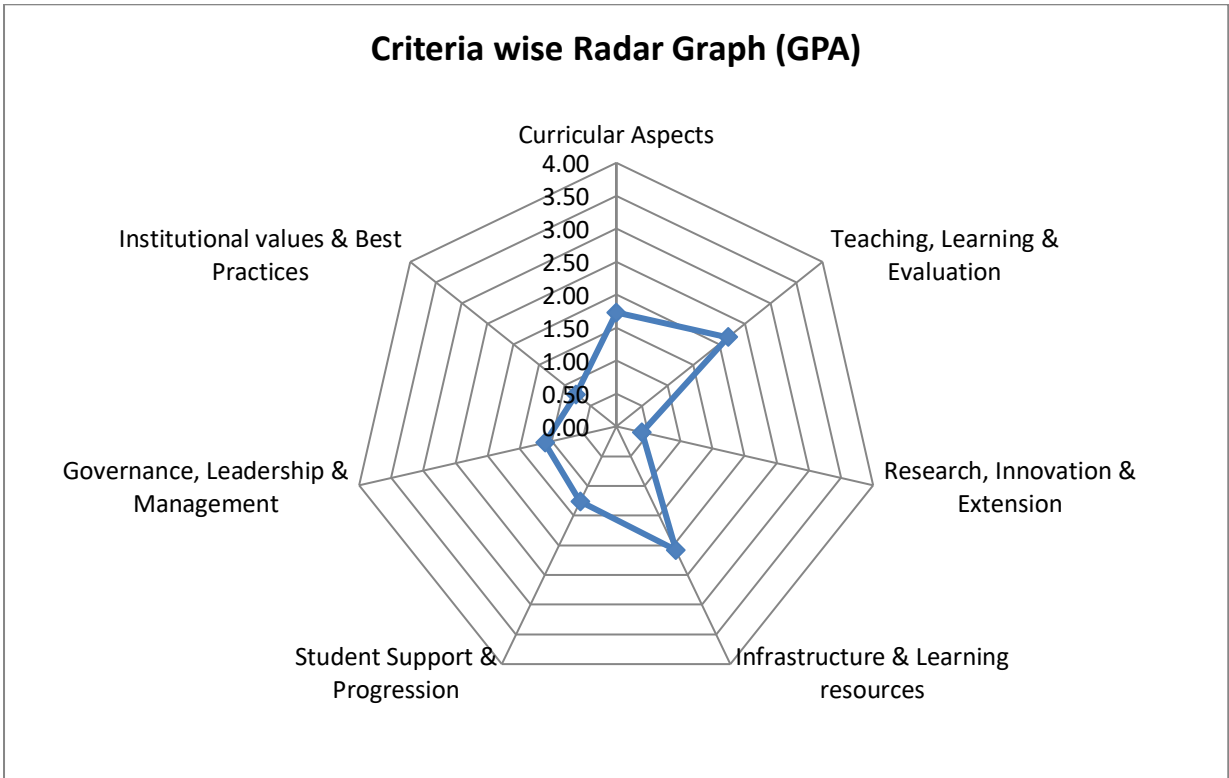
**Academic and Administrative Audit - 2019-2020**

<b>No</b>	<b>Criteria</b>	<b>Weightage (W1)</b>	<b>Criterion-wise Weighted Grade Point (CrWGP1)</b>	<b>Grade Point Averages (CrWGP<sub>i</sub>/W<sub>i</sub>)</b>
1	Curricular Aspects	150.00	260.00	1.73
2	Teaching, Learning & Evaluation	230.00	500.00	2.17
3	Research, Innovation & Extension	131.00	52.00	0.40
4	Infrastructure & Learning resources	26.00	54.00	2.08
5	Student Support & Progression	54.00	68.00	1.26
6	Governance, Leadership & Management	18.00	20.00	1.11
7	Institutional values & Best Practices	77.00	60.00	0.78
	<b>Total</b>	<b>686.00</b>	<b>1014.00</b>	<b>1.48</b>
	<b>CGPA :</b>	<b>1.48</b>		

Dean IQAC

Principal

**Department : Business Studies**



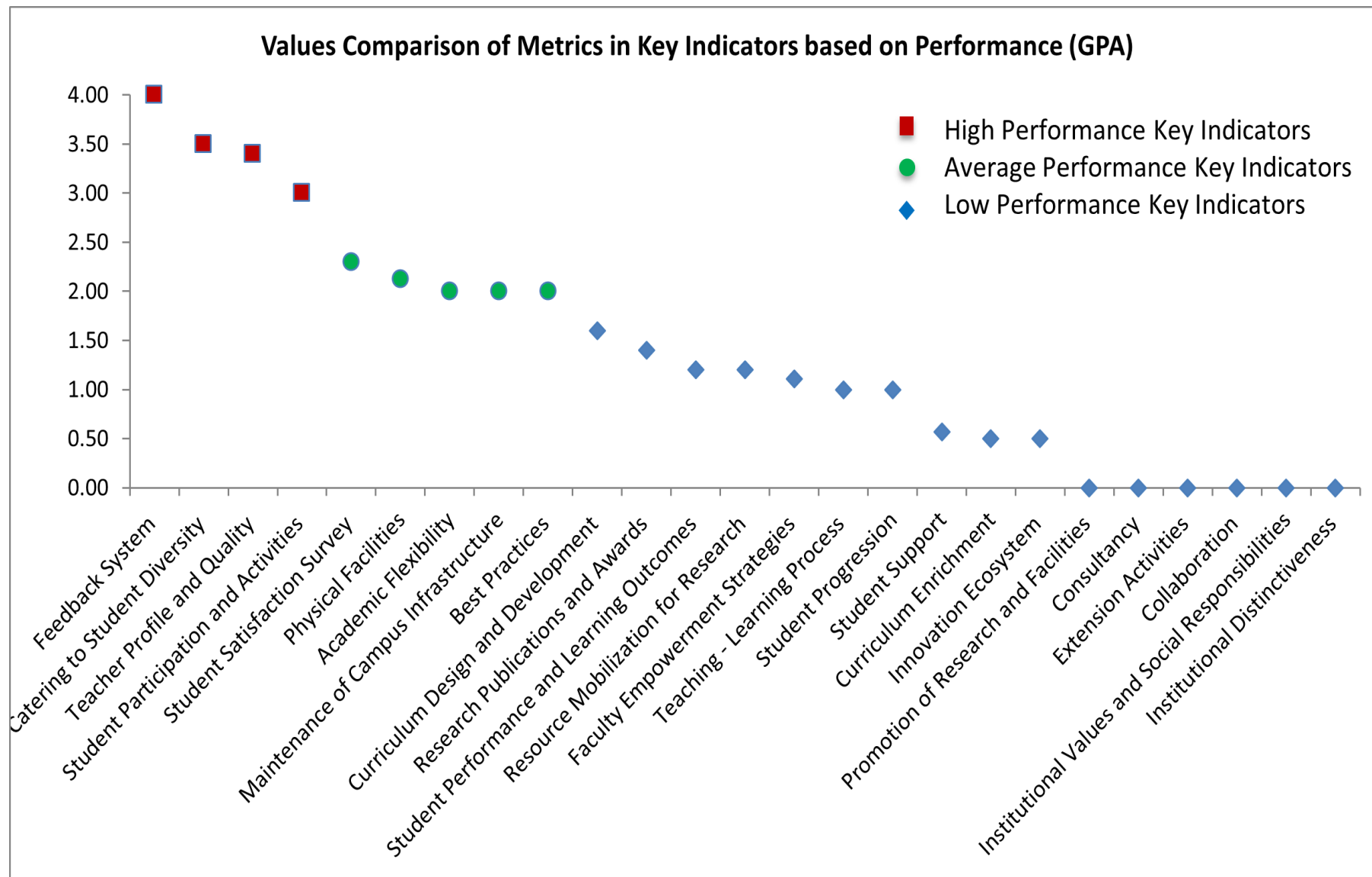
Department : Business Studies

Academic and Administrative Audit - 2019-2020

No	Criteria and Key Indicators	Key Indicator Weightage (W <sub>i</sub> )	Key Indicator Wise Weighted Grade Points (KIWGP) <sub>i</sub>	Grade Point Averages (CrWGPI/W <sub>i</sub> )
<b>Criterion I – Curricular Aspects</b>				
1.1	Curriculum Design and Development	50	80.00	1.60
1.2	Academic Flexibility	40	80.00	2.00
1.3	Curriculum Enrichment	40	20.00	0.50
1.4	Feedback System	20	80.00	4.00
	<b>Total</b>	<b>150</b>	<b>260.00</b>	<b>1.73</b>
<b>Criterion II – Teaching-Learning and Evaluation</b>				
2.2	Catering to Student Diversity	30	105.00	3.50
2.3	Teaching - Learning Process	50	50.00	1.00
2.4	Teacher Profile and Quality	50	170.00	3.40
2.6	Student Performance and Learning Outcomes	50	60.00	1.20
2.7	Student Satisfaction Survey	50	115.00	2.30
	<b>Total</b>	<b>230</b>	<b>500.00</b>	<b>2.17</b>
<b>Criterion III – Research, Innovations and Extension</b>				
3.1	Promotion of Research and Facilities	6	0.00	0.00
3.2	Resource Mobilization for Research	10	12.00	1.20
3.3	Innovation Ecosystem	10	5.00	0.50
3.4	Research Publications and Awards	25	35.00	1.40
3.5	Consultancy	10	0.00	0.00

3.6	Extension Activities	50	0.00	0.00
3.7	Collaboration	20	0.00	0.00
	<b>Total</b>	<b>131</b>	<b>52.00</b>	<b>0.40</b>
<b>Criterion IV – Infrastructure and Learning Resources</b>				
4.1	Physical Facilities	16	34.00	2.13
4.4	Maintenance of Campus Infrastructure	10	20.00	2.00
	<b>Total</b>	<b>26</b>	<b>54.00</b>	<b>2.08</b>
<b>Criterion V - Student Support and Progression</b>				
5.1	Student Support	14	8.00	0.57
5.2	Student Progression	30	30.00	1.00
5.3	Student Participation and Activities	10	30.00	3.00
	<b>Total</b>	<b>54</b>	<b>68.00</b>	<b>1.26</b>
<b>Criterion VI – Governance, Leadership and Management</b>				
6.3	Faculty Empowerment Strategies	18	20.00	1.11
	<b>Total</b>	<b>18</b>	<b>20.00</b>	<b>1.11</b>
<b>Criterion VII – Institutional Values and Best Practices</b>				
7.1	Institutional Values and Social Responsibilities	27	0.00	0.00
7.2	Best Practices	30	60.00	2.00
7.3	Institutional Distinctiveness	20	0.00	0.00
	<b>Total</b>	<b>77</b>	<b>60.00</b>	<b>0.78</b>
	<b>Grand Total</b>	<b>686</b>	<b>1014.00</b>	<b>1.48</b>

**Values Comparison of Metrics in Key Indicators based on Performance (GPA)**





## Scott Christian College (Autonomous), Nagercoil



AAA 2019 - 2020 - Assessment Sheet

Department of Business Studies

### Qualitative & Quantitative Metrics

Metric	Parameter	QIM/QnM	Weightage	Score	Wtd. Score
<b>Criterion I – Curricular Aspects</b>					
<b>1.1</b>	<b>Curriculum Design and Development</b>				
1.1.1	Curricula developed/adopted having Learning Outcomes including Programme Outcomes (Pos), Programme specific outcomes (PSOs) and Course Outcomes (COs) for all the UG, PG and M.Phil programmes offered by the Department and mapped them with syllabus properly.	QIM	20	4	80
1.1.2	List of Programmes where syllabus revision was carried out during 2019-2020	QnM	20	0	0
1.1.3	Courses having focus on employability/ entrepreneurship/ skill development during 2019 - 2020	QnM	10	0	0
<b>1.1</b>	<b>Curriculum Design and Development</b>		<b>50</b>	<b>1.6</b>	<b>80</b>
<b>1.2</b>	<b>Academic Flexibility</b>				
1.2.1	New courses introduced of the total number of courses across all programs offered during 2019 - 2020.	QnM	20	0	0
1.2.2	Programs in which Choice Based Credit System (CBCS)/elective course system has been implemented (2019 - 2020)	QnM	20	4	80
<b>1.2</b>	<b>Academic Flexibility</b>		<b>40</b>	<b>2</b>	<b>80</b>
<b>1.3</b>	<b>Curriculum Enrichment</b>				
1.3.1	List of courses whose syllabus integrate Cross cutting Issues related to Gender/ Environment & Sustainability/Human Values & Professional Ethics.	QIM	10	2	20
1.3.2	List of Value-added courses imparting transferable and life skills offered during 2019-2020 with details of the students	QnM	10	0	0
1.3.3	(Average Percentage of students enrolled in the courses under 1.3.2 above) List of Value-added courses imparting transferable and life skills offered during 2019-2020 with details of the students	QnM	10	0	0

1.3.4	Details of students undertaking field projects / internships (2019 - 2020)	QnM	10	0	0
<b>1.3</b>	<b>Curriculum Enrichment</b>		40	0.5	20
<b>1.4</b>	<b>Feedback System</b>				
1.4.1	Structured feedback received from: 1) Students, 2) Teachers, 3) Employers, 4) Alumni 5) Parents, for design and review of syllabus - Semester wise /year wise (Weightage: 10 QnM) Options: A. Any 4 of the above B. Any 3 of the above C. Any 2 of the above D. Any 1 of the above E. None of the above	QnM	10	4	40
1.4.2	Feedback processes of the institution may be classified as follows: A) A. Feedback collected, analysed and action taken and report made available on website B) Feedback collected, analysed and action has been taken C) Feedback collected and analysed D) Feedback collected E) Feedback not obtained	QnM	10	4	40
<b>1.4</b>	<b>Feedback System</b>		20	4	80
<b>Criterion I – Curricular Aspects</b>			150	1.73	260
<b>Criterion II – Teaching-Learning and Evaluation</b>					
<b>2.2</b>	<b>Catering to Student Diversity</b>				
2.2.1	The institution assesses the learning levels of the students, after admission and organises special programs for advanced learners and slow learners	QIM	15	4	60
2.2.2	Student - Full time teacher ratio(current year data)	QnM	15	3	45
<b>2.2</b>	<b>Catering to Student Diversity</b>		30	3.5	105
<b>2.3</b>	<b>Teaching - Learning Process</b>				
2.3.1	Student centric methods, such as experiential learning, participative learning and problem solving methodologies are used for enhancing learning experiences	QIM	15	0	0
2.3.2	Teachers use ICT enabled tools including online resources for effective teaching and learning process	QIM	15	0	0
2.3.3	Ratio of students to mentor for academic and stress related issues (current year data)	QnM	10	3	30



2.3.4	Preparation and adherence to Academic Calendar and Teaching plans by the institution	QIM	10	2	20
<b>2.3</b>	<b>Teaching - Learning Process</b>		50	1	50
<b>2.4</b>	<b>Teacher Profile and Quality</b>				
2.4.1	Full time teachers against sanctioned posts during 2019-2020	QnM	15	4	60
2.4.2	Full time teachers with Ph.D. (/ D.M. / M.Ch. / D.N.B Super speciality / D.Sc. / D.Litt. )during 2019-2020	QnM	20	4	80
2.4.3	Teaching experience of full time teachers in same institution number of years (current year data)	QnM	15	2	30
<b>2.4</b>	<b>Teacher Profile and Quality</b>		50	3.4	170
<b>2.6</b>	<b>Student Performance and Learning Outcomes</b>				
2.6.1	i) Provide the web link displaying Programme Outcomes(PO)/Programme Specific Outcomes (PSO) / Course Outcomes (CO) for all programmes offered by the Department.	QIM	20	2	40
2.6.2	Evaluation of attainment of PO, PSO & CO	QIM	10	0	0
2.6.3	Passed out details of final year students	QnM	20	1	20
<b>2.6</b>	<b>Student Performance and Learning Outcomes</b>		50	1.2	60
<b>2.7</b>	<b>Student Satisfaction Survey</b>				
2.7.1	Online student satisfaction survey (SSS) regarding to teaching learning process.	QnM	50	<b>2.3</b>	<b>115</b>
<b>2.7</b>	<b>Student Satisfaction Survey</b>		50	2.3	115
<b>Criterion II – Teaching-Learning and Evaluation</b>			230	2.17	500
<b>Criterion III – Research, Innovations and Extension</b>					
<b>3.1</b>	<b>Promotion of Research and Facilities</b>				
3.1.3	Number of teachers awarded national/ international fellowship for advanced studies/ research during 2019-2020	QnM	6	0	0
<b>3.1</b>	<b>Promotion of Research and Facilities</b>		6	0	0

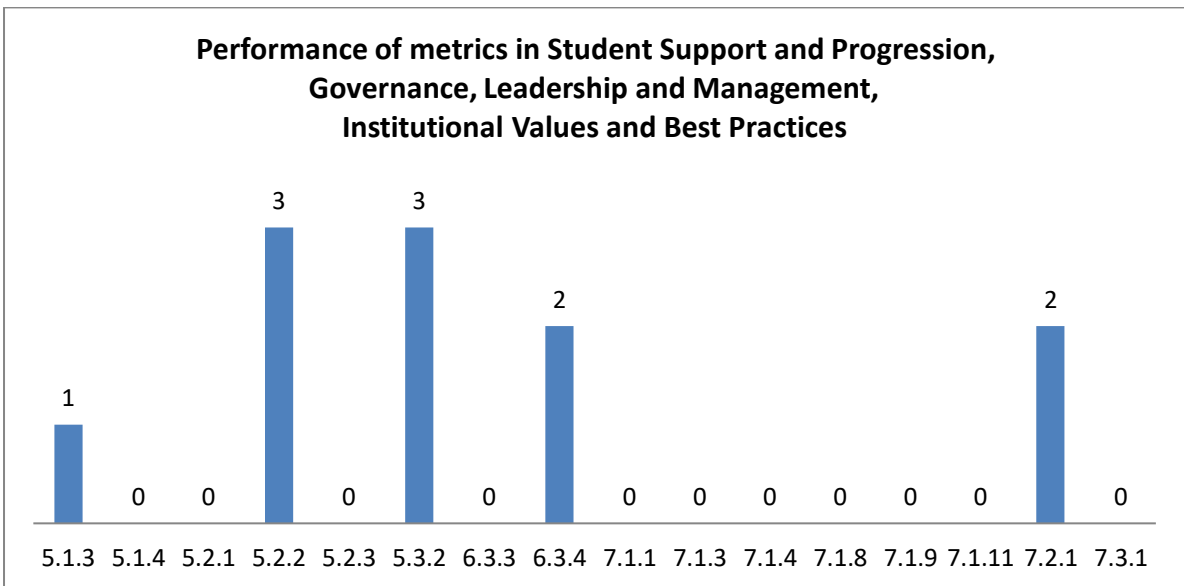
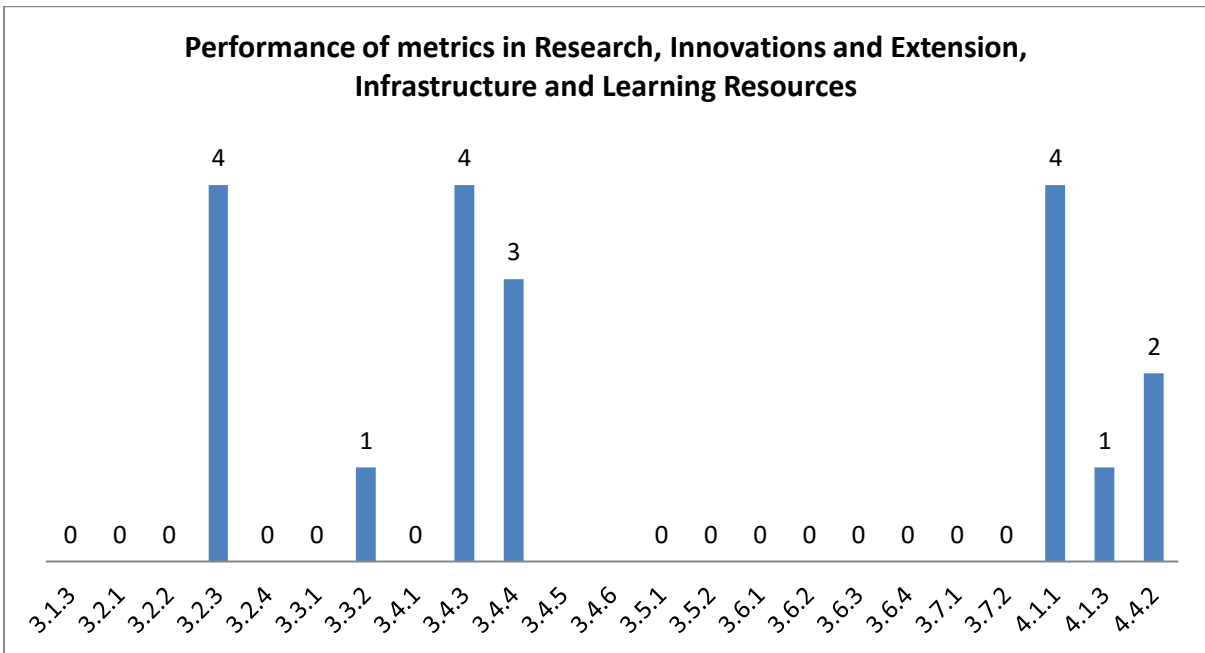
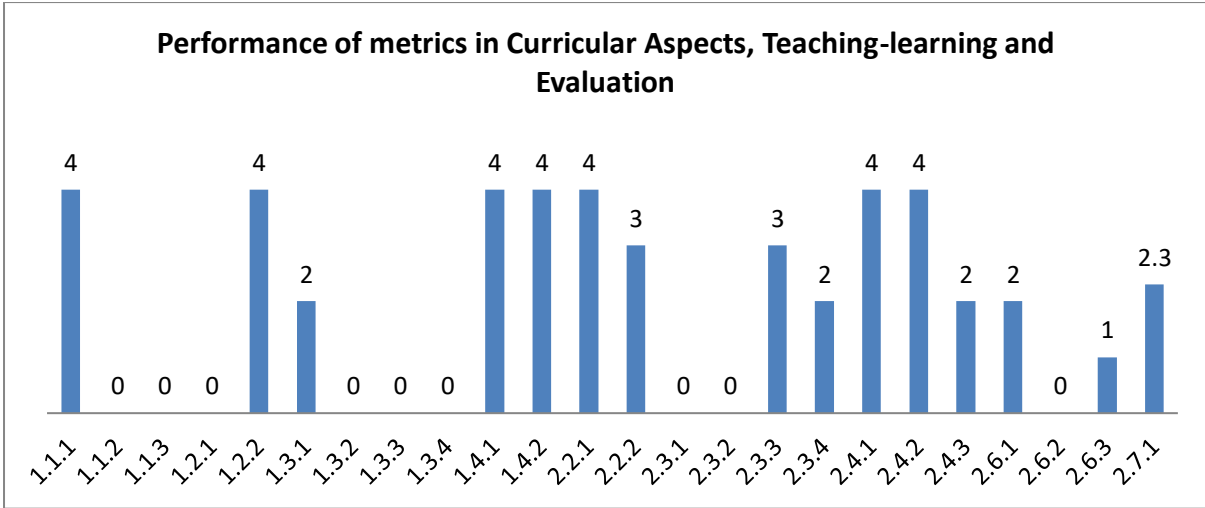
<b>3.2</b>	<b>Resource Mobilization for Research</b>				
3.2.1	Grants for research projects sponsored by the government, non-government sources such as industry, corporate houses, international bodies, endowments, Chairs in the institution during 2019-2020	QnM	2	0	<b>0</b>
3.2.2	Number of teachers having research projects during the 2019 - 2020	QnM	2	0	<b>0</b>
3.2.3	Teachers recognised as research guides	QnM	3	4	<b>12</b>
3.2.4	Number of research projects per teacher funded by government and non-government agencies during 2019-2020	QnM	3	0	<b>0</b>
<b>3.2</b>	<b>Resource Mobilization for Research</b>		10	1.2	12
<b>3.3</b>	<b>Innovation Ecosystem</b>				
3.3.1	What are the innovation done by the Department / Club including Incubation Centre and other initiatives for creation and transfer of knowledge?	QIM	5	<b>0</b>	<b>0</b>
3.3.2	Number of workshops/seminars conducted on Research Methodology, Intellectual Property Rights (IPR) and entrepreneurship and skills development Industry-Academia Innovative practices during 2019-2020	QnM	5	1	<b>5</b>
<b>3.3</b>	<b>Innovation Ecosystem</b>		10	0.5	5
<b>3.4</b>	<b>Research Publications and Awards</b>				
3.4.1	The institution has a stated Code of Ethics to check malpractices and plagiarism in Research	QnM	5	0	0
3.4.3	Number of research papers per teacher in the Journals notified on UGC website during 2019-2020	QnM	5	4	20
3.4.4	Number of books and chapters in edited volumes / books published, and papers in national/international conference - proceedings per teacher during 2019-2020	QnM	5	3	15
3.4.5	Bibliometrics of the publications during 2019-2020 based on average citation index in Scopus/ Web of Science or Pub Med/ Indian Citation Index	QnM	5		0
3.4.6	Bibliometrics of the publications during 2019-20 based on Scopus/ Web of Science – h-index of the Department	QnM	5		0
<b>3.4</b>	<b>Research Publications and Awards</b>		25	1.4	35

<b>3.5</b>	<b>Consultancy</b>				
3.5.1	Revenue generated from consultancy corporate training during 2019-2020	QnM	5	0	0
3.5.2	Amount spent on developing facilities, training teachers and staff for undertaking consultancy during 2019 - 2020 (in Lakhs)	QnM	5	0	0
<b>3.5</b>	<b>Consultancy</b>		<b>10</b>	<b>0</b>	<b>0</b>
<b>3.6</b>	<b>Extension Activities</b>				
3.6.1	What are the Extension activities in the neighborhood community in terms of impact and sensitizing students to social issues and holistic development during 2019-2020?	QIM	10	0	0
3.6.2	Number of awards and recognition received for extension activities from Government /recognized bodies during 2019 - 2020	QnM	15	0	0
3.6.3	Number of extension and outreach Programmes conducted in collaboration with industry, community and Non-Government Organizations through NSS/NCC/Red cross/YRC etc., during 2019-2020	QnM	10	0	0
3.6.4	Students participating in extension activities with Government Organizations, Non-Government Organizations and Programmes such as Swachh Bharat, Aids Awareness, Gender Issue, etc. during 2019-2020	QnM	15	0	0
<b>3.6</b>	<b>Extension Activities</b>		<b>50</b>	<b>0</b>	<b>0</b>
<b>3.7</b>	<b>Collaboration</b>				
3.7.1	Number of Collaborative activities for research, faculty exchange, student exchange / internship/ on –the-job training/ project work	QnM	10	0	0
3.7.2	Number of functional MoUs with institutions of national, international importance, other universities, industries, corporate houses etc. during 2019-2020	QnM	10	0	0
<b>3.7</b>	<b>Collaboration</b>		<b>20</b>	<b>0</b>	<b>0</b>
<b>Criterion III – Research, Innovations and Extension</b>			<b>131</b>	<b>0.4</b>	<b>52</b>

	<b>Criterion IV – Infrastructure and Learning Resources</b>				
<b>4.1</b>	<b>Physical Facilities</b>				
4.1.1	The institution has adequate facilities for teaching – learning, viz., classrooms, laboratories, computing equipment, etc.	QIM	6	4	24
4.1.3	Percentage of classrooms and seminar halls with ICT – enabled facilities such as smart class, LMS, etc.	QnM	10	1	10
<b>4.1</b>	<b>Physical Facilities</b>		<b>16</b>	<b>2.13</b>	<b>34</b>
<b>4.4</b>	<b>Maintenance of Campus Infrastructure</b>				
4.4.2	Provide the Service/Maintenance Record	QIM	10	2	20
<b>4.4</b>	<b>Maintenance of Campus Infrastructure</b>		<b>10</b>	<b>2</b>	<b>20</b>
	<b>Criterion IV – Infrastructure and Learning Resources</b>		<b>26</b>	<b>2.08</b>	<b>54</b>
	<b>Criterion V - Student Support and Progression</b>				
<b>5.1</b>	<b>Student Support</b>				
5.1.3	Number of capability enhancement and development schemes 1. Soft skills 2. Language and communication skills 3. Life skills (Yoga, physical fitness, health and hygiene) 4. Awareness of trends in technology (Opt one)	QnM	8	1	8
5.1.4	Students benefited by guidance for competitive examinations and career counseling offered by the institution during 2019-2020	QnM	6	0	0
<b>5.1</b>	<b>Student Support</b>		<b>14</b>	<b>0.57</b>	<b>8</b>
<b>5.2</b>	<b>Student Progression</b>				
5.2.1	Placement of outgoing students during 2019-2020	QnM	10	0	0
5.2.2	Student progression to higher education (previous graduating batch i.e., 2019 - 2020)	QnM	10	3	30
5.2.3	Students qualifying in state/ national/ international level examinations during 2019-2020 (eg: NET/ SLET/GATE/GMAT /CAT, GRE/TOFEL/Civil Services/State government examinations)	QnM	10	0	0
<b>5.2</b>	<b>Student Progression</b>		<b>30</b>	<b>1</b>	<b>30</b>

<b>5.3</b>	<b>Student Participation and Activities</b>				
5.3.2	Presence of an active Student Council & representation of students on academic & administrative bodies/committees	QIM	10	3	30
<b>5.3</b>	<b>Student Participation and Activities</b>		10	3	30
<b>Criterion V - Student Support and Progression</b>			54	1.26	68
	<b>Criterion VI – Governance, Leadership and Management</b>				
<b>6.3</b>	<b>Faculty Empowerment Strategies</b>				
6.3.3	Number of professional development / administrative training Programmes organized by the Institution for teaching and non teaching staff during 2019-2020	QnM	8	0	0
6.3.4	Teachers attending professional development Programmes, viz., Orientation Programme, Refresher Course, Short Term Course, Faculty Development Programmes during 2019-2020	QnM	10	2	20
<b>6.3</b>	<b>Faculty Empowerment Strategies</b>		18	1.11	20
<b>Criterion VI – Governance, Leadership and Management</b>			18	1.11	20
	<b>Criterion VII – Institutional Values and Best Practices</b>				
<b>7.1</b>	<b>Institutional Values and Social Responsibilities</b>				
7.1.1	Number of gender equity promotion Programmes organized by the department/club/cell/ unit during 2019-2020	QIM	5	0	0
7.1.3	Waste Management steps including: a) Solid waste management b) Liquid waste management c) Biomedical waste management d) E-waste management e) Waste recycling system f) Hazardous chemicals and radioactive waste management	QIM	4	0	0
7.1.4	Rain water harvesting structures and utilization : 1. Rain water harvesting 2. Borewell /Open well recharge 3. Construction of tanks and bunds 4. Waste water recycling 5. Maintenance of water bodies and distribution system in the campus	QnM	4	0	0

7.1.8	Institutional efforts/initiatives in providing an inclusive environment i.e., tolerance and harmony towards cultural, regional, linguistic, communal socioeconomic and other diversities	QIM	5	0	0
7.1.9	Sensitization of students and employees of the Institution to the constitutional obligations: values, rights, duties and responsibilities of citizens	QIM	4	0	0
7.1.11	Institution celebrates / organizes national and international commemorative days, events and festivals	QIM	5	0	0
<b>7.1</b>	<b>Institutional Values and Social Responsibilities</b>		27	0	0
<b>7.2</b>	<b>Best Practices</b>				
7.2.1	Describe any one best practice followed by the Department/ Body / Committee / Club/Unit	QIM	30	2	60
<b>7.2</b>	<b>Best Practices</b>		30	2	60
<b>7.3</b>	<b>Institutional Distinctiveness</b>				
7.3.1	Describe/Explain the performance the Department in one area distinctive to its Vision, Priority & Thrust	QIM	20	0	0
<b>7.3</b>	<b>Institutional Distinctiveness</b>		20	0	0
<b>Criterion VII – Institutional Values and Best Practices</b>			77	0.78	60
	<b>Criteria-wise Assessment</b>		<b>Weightage (W)</b>	<b>Score</b>	<b>Wtd Grade Point (WGP)</b>
1	Curricular Aspects		150.00	1.73	260.00
2	Teaching, Learning & Evaluation		230.00	2.17	500.00
3	Research, Innovation & Extension		131.00	0.40	52.00
4	Infrastructure & Learning resources		26.00	2.08	54.00
5	Student Support & Progression		54.00	1.26	68.00
6	Governance, Leadership & Management		18.00	1.11	20.00
7	Institutional values & Best Practices		77.00	0.78	60.00
	<b>Overall:-</b>		686.00	1.48	1014.00



## Department : Business Studies

### Academic and Administrative Audit - 2019-2020

#### Strengths and Weaknesses

##### Strengths :

- ✓ Feedback System
- ✓ Catering to Student Diversity
- ✓ Teacher Profile and Quality
- ✓ Student Participation and Activities

##### Weaknesses :

- Student Satisfaction Survey
- Physical Facilities
- Academic Flexibility
- Maintenance of Campus Infrastructure
- Best Practices
- Curriculum Design and Development
- Research Publications and Awards
- Student Performance and Learning Outcomes
- Resource Mobilization for Research
- Faculty Empowerment Strategies
- Teaching - Learning Process
- Student Progression
- Student Support
- Curriculum Enrichment
- Innovation Ecosystem
- Promotion of Research and Facilities
- Consultancy
- Extension Activities
- Collaboration
- Institutional Values and Social Responsibilities
- Institutional Distinctiveness





**Scott Christian College (Autonomous)**  
Nagercoil – 629 003, Tamil Nadu, India



**INTERNAL QUALITY ASSURANCE CELL**

# **ACADEMIC & ADMINISTRATIVE AUDIT 2019 - 2020**

**DEPARTMENT OF COMPUTER APPLICATION**

**GRADE**

**D**

**Score : 1.40/4**

**Department : Computer Application**

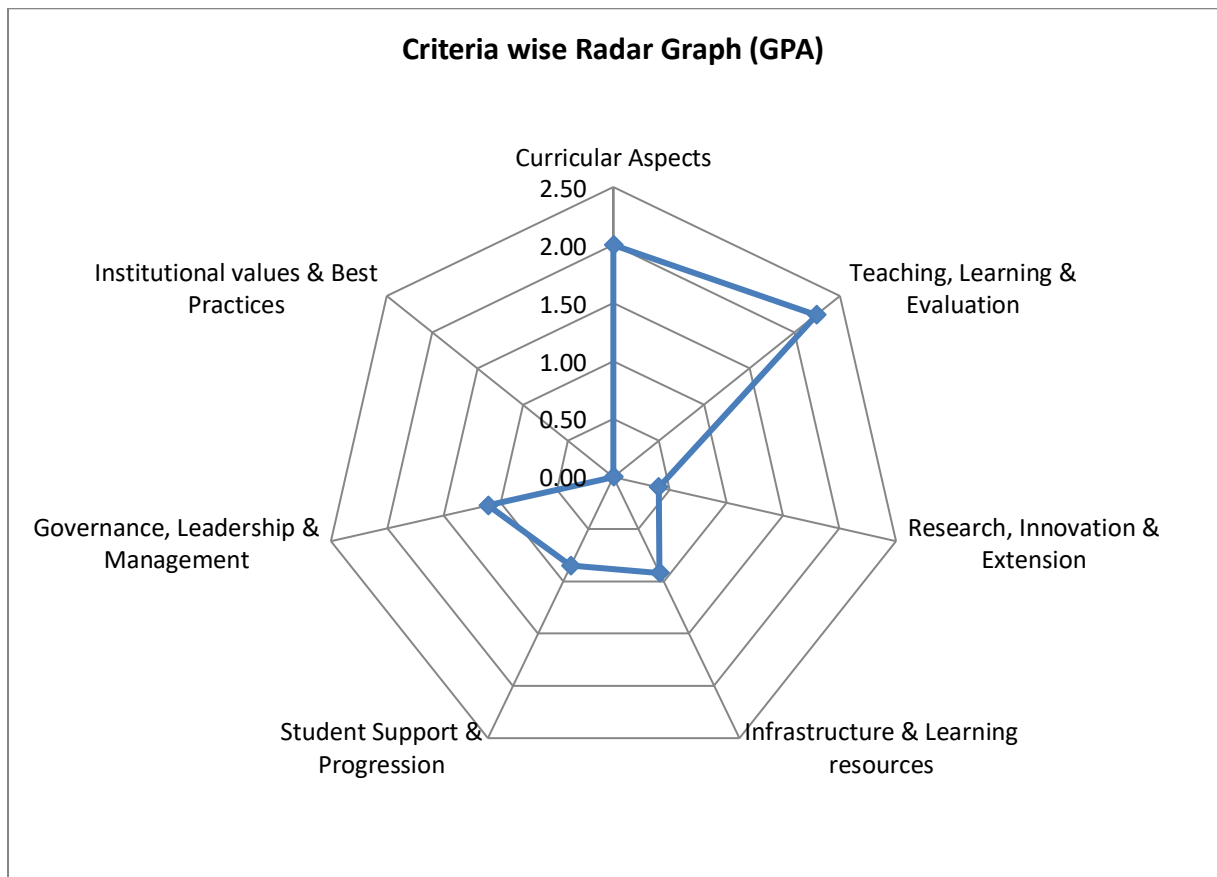
**Academic and Administrative Audit - 2019-2020**

<b>No</b>	<b>Criteria</b>	<b>Weightage (W1)</b>	<b>Criterion-wise Weighted Grade Point (CrWGP1)</b>	<b>Grade Point Averages (CrWGP<sub>i</sub>/W<sub>i</sub>)</b>
1	Curricular Aspects	150.00	300.00	2.00
2	Teaching, Learning & Evaluation	230.00	515.00	2.24
3	Research, Innovation & Extension	131.00	52.00	0.40
4	Infrastructure & Learning resources	26.00	24.00	0.92
5	Student Support & Progression	54.00	46.00	0.85
6	Governance, Leadership & Management	18.00	20.00	1.11
7	Institutional values & Best Practices	77.00	0.00	0.00
	<b>Total</b>	<b>686.00</b>	<b>957.00</b>	<b>1.4</b>
	<b>CGPA :</b>	<b>1.4</b>		

Dean IQAC

Principal

## Department : Computer Application



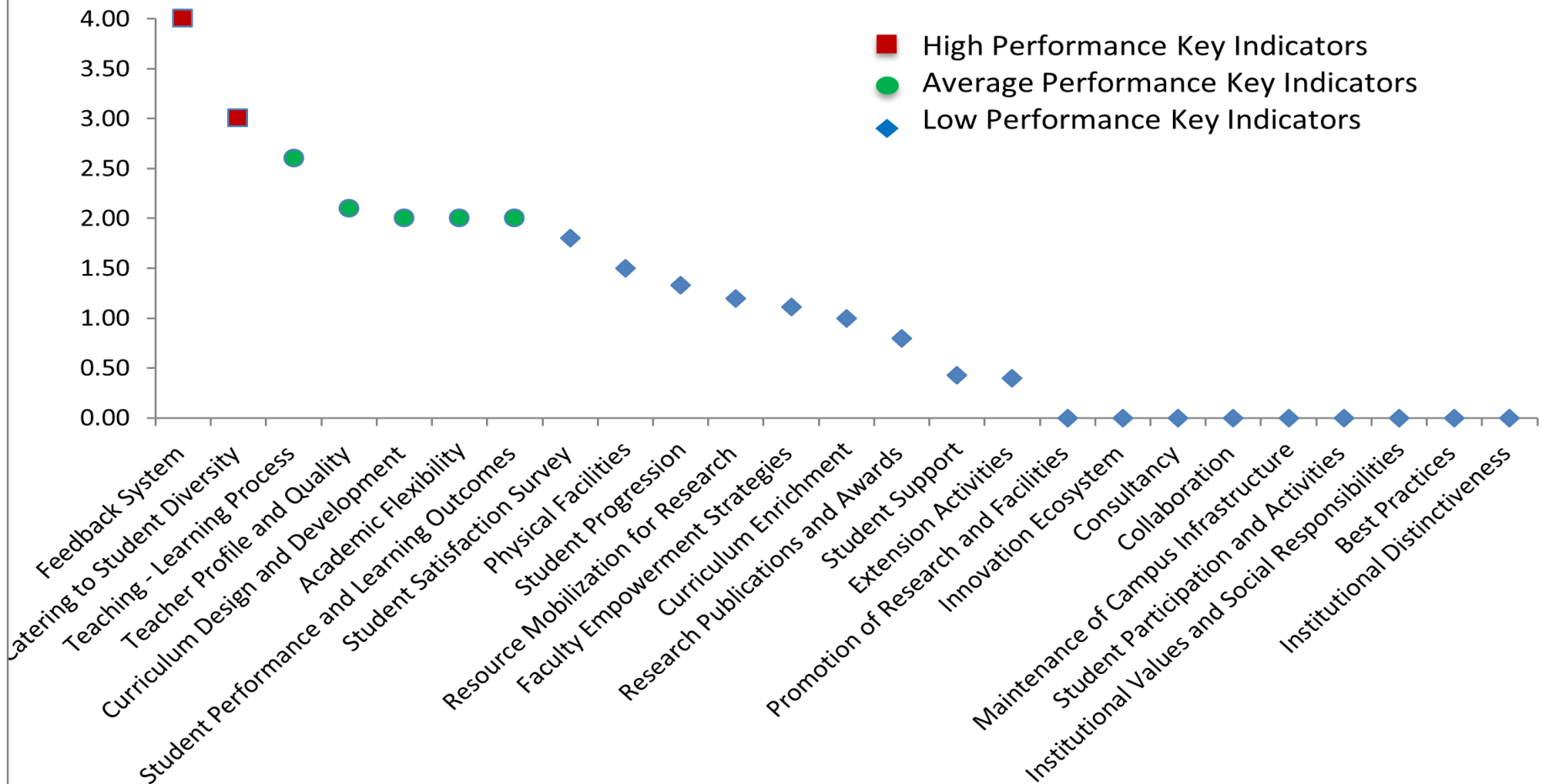
Department : Computer Application

Academic and Administrative Audit - 2019-2020

No	Criteria and Key Indicators	Key Indicator Weightage (W <sub>i</sub> )	Key Indicator Wise Weighted Grade Points (KIWGP) <sub>i</sub>	Grade Point Averages (CrWGP <sub>i</sub> /W <sub>i</sub> )
<b>Criterion I – Curricular Aspects</b>				
1.1	Curriculum Design and Development	50	100.00	2.00
1.2	Academic Flexibility	40	80.00	2.00
1.3	Curriculum Enrichment	40	40.00	1.00
1.4	Feedback System	20	80.00	4.00
	<b>Total</b>	<b>150</b>	<b>300.00</b>	<b>2.00</b>
<b>Criterion II – Teaching-Learning and Evaluation</b>				
2.2	Catering to Student Diversity	30	90.00	3.00
2.3	Teaching - Learning Process	50	130.00	2.60
2.4	Teacher Profile and Quality	50	105.00	2.10
2.6	Student Performance and Learning Outcomes	50	100.00	2.00
2.7	Student Satisfaction Survey	50	90.00	1.80
	<b>Total</b>	<b>230</b>	<b>515.00</b>	<b>2.24</b>
<b>Criterion III – Research, Innovations and Extension</b>				
3.1	Promotion of Research and Facilities	6	0.00	0.00
3.2	Resource Mobilization for Research	10	12.00	1.20
3.3	Innovation Ecosystem	10	0.00	0.00
3.4	Research Publications and Awards	25	20.00	0.80

3.5	Consultancy	10	0.00	0.00
3.6	Extension Activities	50	20.00	0.40
3.7	Collaboration	20	0.00	0.00
	<b>Total</b>	<b>131</b>	<b>52.00</b>	<b>0.40</b>
<b>Criterion IV – Infrastructure and Learning Resources</b>				
4.1	Physical Facilities	16	24.00	1.50
4.4	Maintenance of Campus Infrastructure	10	0.00	0.00
	<b>Total</b>	<b>26</b>	<b>24.00</b>	<b>0.92</b>
<b>Criterion V - Student Support and Progression</b>				
5.1	Student Support	14	6.00	0.43
5.2	Student Progression	30	40.00	1.33
5.3	Student Participation and Activities	10	0.00	0.00
	<b>Total</b>	<b>54</b>	<b>46.00</b>	<b>0.85</b>
<b>Criterion VI – Governance, Leadership and Management</b>				
6.3	Faculty Empowerment Strategies	18	20.00	1.11
	<b>Total</b>	<b>18</b>	<b>20.00</b>	<b>1.11</b>
<b>Criterion VII – Institutional Values and Best Practices</b>				
7.1	Institutional Values and Social Responsibilities	27	0.00	0.00
7.2	Best Practices	30	0.00	0.00
7.3	Institutional Distinctiveness	20	0.00	0.00
	<b>Total</b>	<b>77</b>	<b>0.00</b>	<b>0.00</b>
	<b>Grand Total</b>	<b>686</b>	<b>957.00</b>	<b>1.4</b>

### Values Comparison of Metrics in Key Indicators based on Performance (GPA)





## Scott Christian College (Autonomous), Nagercoil



AAA 2019 - 2020 - Assessment Sheet

Department of Computer Application

### Qualitative & Quantitative Metrics

Metric	Parameter	QIM/QnM	Weightage	Score	Wtd. Score
<b>Criterion I – Curricular Aspects</b>					
<b>1.1</b>	<b>Curriculum Design and Development</b>				
1.1.1	Curricula developed/adopted having Learning Outcomes including Programme Outcomes (Pos), Programme specific outcomes (PSOs) and Course Outcomes (COs) for all the UG, PG and M.Phil programmes offered by the Department and mapped them with syllabus properly.	QIM	20	4	80
1.1.2	List of Programmes where syllabus revision was carried out during 2019-2020	QnM	20	0	0
1.1.3	Courses having focus on employability/ entrepreneurship/ skill development during 2019 - 2020	QnM	10	2	20
<b>1.1</b>	<b>Curriculum Design and Development</b>		<b>50</b>	<b>2</b>	<b>100</b>
<b>1.2</b>	<b>Academic Flexibility</b>				
1.2.1	New courses introduced of the total number of courses across all programs offered during 2019 - 2020.	QnM	20	0	0
1.2.2	Programs in which Choice Based Credit System (CBCS)/elective course system has been implemented (2019 - 2020)	QnM	20	4	80
<b>1.2</b>	<b>Academic Flexibility</b>		<b>40</b>	<b>2</b>	<b>80</b>
<b>1.3</b>	<b>Curriculum Enrichment</b>				
1.3.1	List of courses whose syllabus integrate Cross cutting Issues related to Gender/ Environment & Sustainability/Human Values & Professional Ethics.	QIM	10	4	40
1.3.2	List of Value-added courses imparting transferable and life skills offered during 2019-2020 with details of the students	QnM	10	0	0
1.3.3	(Average Percentage of students enrolled in the courses under 1.3.2 above) List of Value-added courses imparting transferable and life skills offered during 2019-2020 with details of the students	QnM	10	0	0

1.3.4	Details of students undertaking field projects / internships (2019 - 2020)	QnM	10	0	0
<b>1.3</b>	<b>Curriculum Enrichment</b>		40	1	40
<b>1.4</b>	<b>Feedback System</b>				
1.4.1	Structured feedback received from: 1) Students, 2) Teachers, 3) Employers, 4) Alumni 5) Parents, for design and review of syllabus - Semester wise /year wise (Weightage: 10 QnM) Options: A. Any 4 of the above B. Any 3 of the above C. Any 2 of the above D. Any 1 of the above E. None of the above	QnM	10	4	40
1.4.2	Feedback processes of the institution may be classified as follows: A) A. Feedback collected, analysed and action taken and report made available on website B) Feedback collected, analysed and action has been taken C) Feedback collected and analysed D) Feedback collected E) Feedback not obtained	QnM	10	4	40
<b>1.4</b>	<b>Feedback System</b>		20	4	80
<b>Criterion I – Curricular Aspects</b>			150	2	300
<b>Criterion II – Teaching-Learning and Evaluation</b>					
<b>2.2</b>	<b>Catering to Student Diversity</b>				
2.2.1	The institution assesses the learning levels of the students, after admission and organises special programs for advanced learners and slow learners	QIM	15	3	45
2.2.2	Student - Full time teacher ratio(current year data)	QnM	15	3	45
<b>2.2</b>	<b>Catering to Student Diversity</b>		30	3	90
<b>2.3</b>	<b>Teaching - Learning Process</b>				
2.3.1	Student centric methods, such as experiential learning, participative learning and problem solving methodologies are used for enhancing learning experiences	QIM	15	4	60
2.3.2	Teachers use ICT enabled tools including online resources for effective teaching and learning process	QIM	15	0	0
2.3.3	Ratio of students to mentor for academic and stress related issues (current year data)	QnM	10	3	30



2.3.4	Preparation and adherence to Academic Calendar and Teaching plans by the institution	QIM	10	4	40
<b>2.3</b>	<b>Teaching - Learning Process</b>		50	2.6	130
<b>2.4</b>	<b>Teacher Profile and Quality</b>				
2.4.1	Full time teachers against sanctioned posts during 2019-2020	QnM	15	4	60
2.4.2	Full time teachers with Ph.D. (/ D.M. / M.Ch. / D.N.B Super speciality / D.Sc. / D.Litt. )during 2019-2020	QnM	20	0	0
2.4.3	Teaching experience of full time teachers in same institution number of years (current year data)	QnM	15	3	45
<b>2.4</b>	<b>Teacher Profile and Quality</b>		50	2.1	105
<b>2.6</b>	<b>Student Performance and Learning Outcomes</b>				
2.6.1	i) Provide the web link displaying Programme Outcomes(PO)/Programme Specific Outcomes (PSO) / Course Outcomes (CO) for all programmes offered by the Department.	QIM	20	2	40
2.6.2	Evaluation of attainment of PO, PSO & CO	QIM	10	4	40
2.6.3	Passed out details of final year students	QnM	20	1	20
<b>2.6</b>	<b>Student Performance and Learning Outcomes</b>		50	2	100
<b>2.7</b>	<b>Student Satisfaction Survey</b>				
2.7.1	Online student satisfaction survey (SSS) regarding to teaching learning process.	QnM	50	1.8	90
<b>2.7</b>	<b>Student Satisfaction Survey</b>		50	1.8	90
<b>Criterion II – Teaching-Learning and Evaluation</b>			230	2.24	515
<b>Criterion III – Research, Innovations and Extension</b>					
<b>3.1</b>	<b>Promotion of Research and Facilities</b>				
3.1.3	Number of teachers awarded national/ international fellowship for advanced studies/ research during 2019-2020	QnM	6	0	0

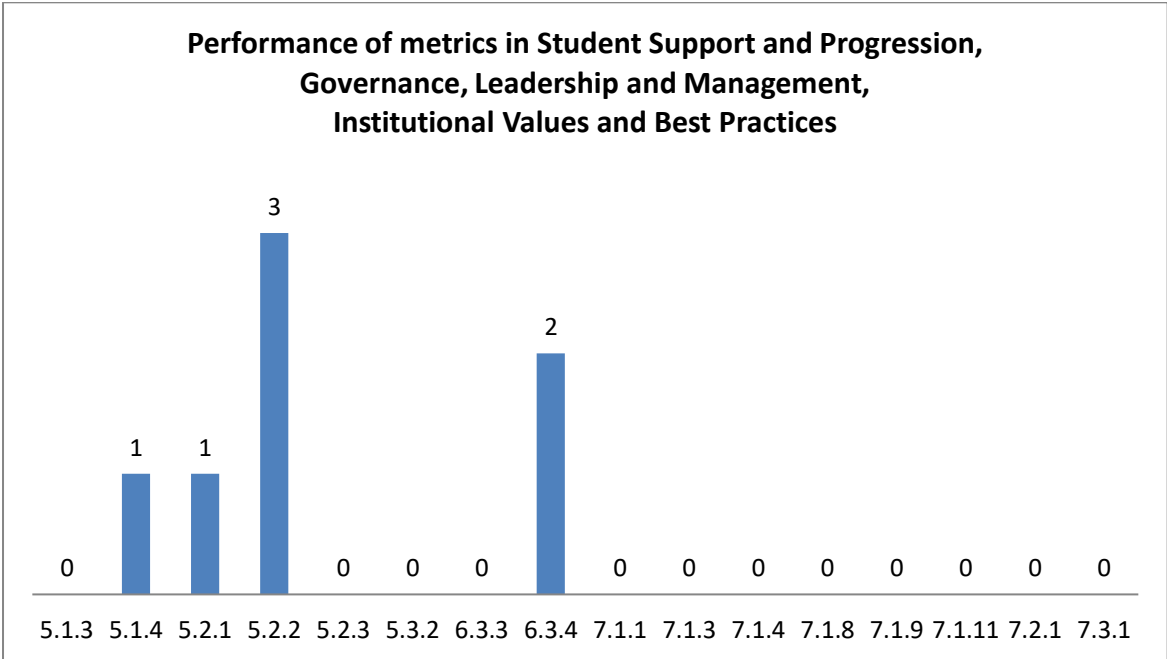
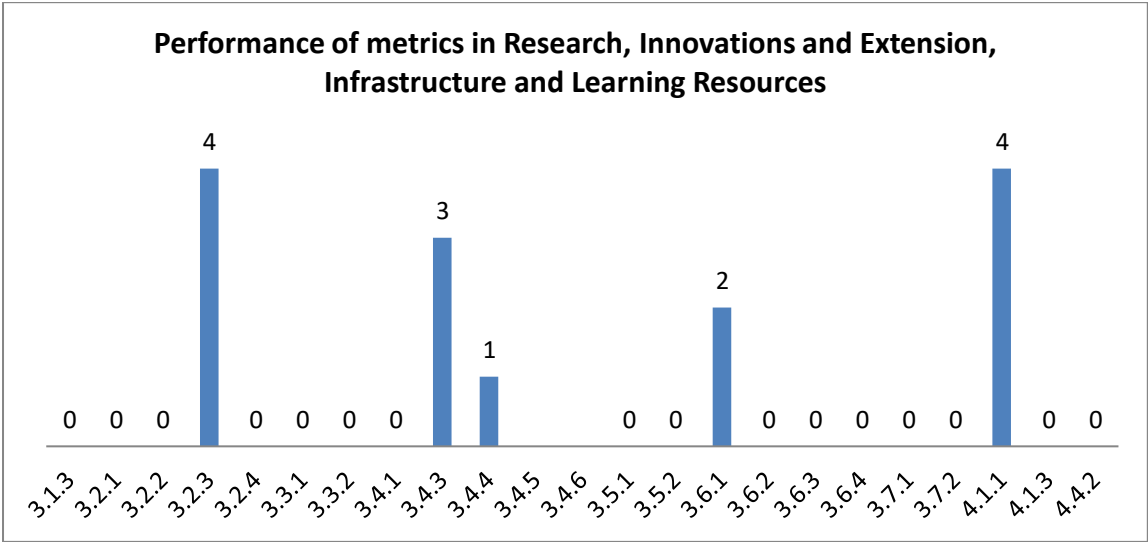
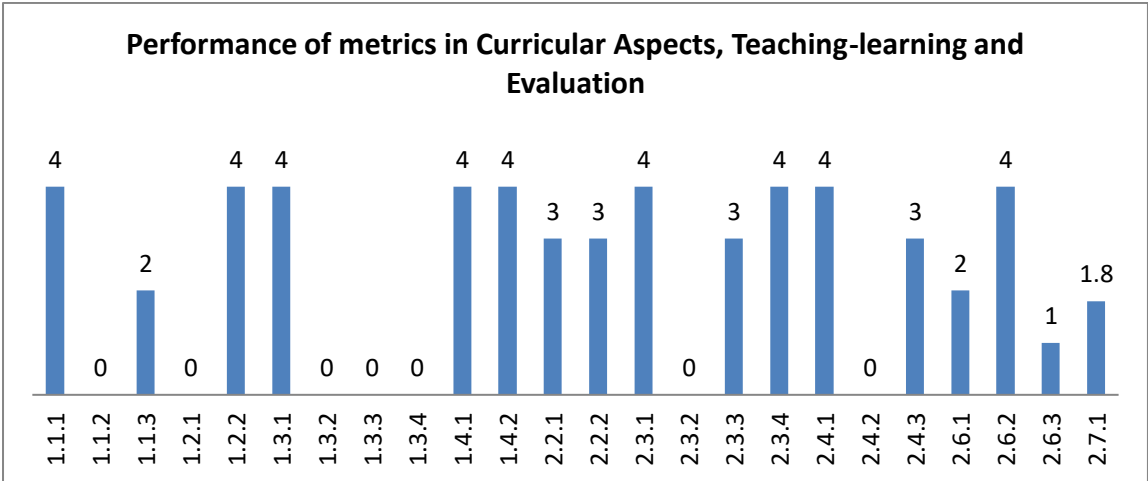
<b>3.1</b>	<b>Promotion of Research and Facilities</b>		6	0	0
<b>3.2</b>	<b>Resource Mobilization for Research</b>				
3.2.1	Grants for research projects sponsored by the government, non-government sources such as industry, corporate houses, international bodies, endowments, Chairs in the institution during 2019-2020	QnM	2	0	0
3.2.2	Number of teachers having research projects during the 2019 - 2020	QnM	2	0	0
3.2.3	Teachers recognised as research guides	QnM	3	4	12
3.2.4	Number of research projects per teacher funded by government and non-government agencies during 2019-2020	QnM	3	0	0
<b>3.2</b>	<b>Resource Mobilization for Research</b>		10	1.2	12
<b>3.3</b>	<b>Innovation Ecosystem</b>				
3.3.1	What are the innovation done by the Department / Club including Incubation Centre and other initiatives for creation and transfer of knowledge?	QIM	5	0	0
3.3.2	Number of workshops/seminars conducted on Research Methodology, Intellectual Property Rights (IPR) and entrepreneurship and skills development Industry-Academia Innovative practices during 2019-2020	QnM	5	0	0
<b>3.3</b>	<b>Innovation Ecosystem</b>		10	0	0
<b>3.4</b>	<b>Research Publications and Awards</b>				
3.4.1	The institution has a stated Code of Ethics to check malpractices and plagiarism in Research	QnM	5	0	0
3.4.3	Number of research papers per teacher in the Journals notified on UGC website during 2019-2020	QnM	5	3	15
3.4.4	Number of books and chapters in edited volumes / books published, and papers in national/international conference - proceedings per teacher during 2019-2020	QnM	5	1	5
3.4.5	Bibliometrics of the publications during 2019-2020 based on average citation index in Scopus/ Web of Science or Pub Med/ Indian Citation Index	QnM	5		0

3.4.6	Bibliometrics of the publications during 2019-20 based on Scopus/ Web of Science – h-index of the Department	QnM	5		0
<b>3.4</b>	<b>Research Publications and Awards</b>		<b>25</b>	<b>0.8</b>	<b>20</b>
<b>3.5</b>	<b>Consultancy</b>				
3.5.1	Revenue generated from consultancy corporate training during 2019-2020	QnM	5	0	0
3.5.2	Amount spent on developing facilities, training teachers and staff for undertaking consultancy during 2019 - 2020 (in Lakhs)	QnM	5	0	0
<b>3.5</b>	<b>Consultancy</b>		<b>10</b>	<b>0</b>	<b>0</b>
<b>3.6</b>	<b>Extension Activities</b>				
3.6.1	What are the Extension activities in the neighborhood community in terms of impact and sensitizing students to social issues and holistic development during 2019-2020?	QIM	10	2	20
3.6.2	Number of awards and recognition received for extension activities from Government /recognized bodies during 2019 - 2020	QnM	15	0	0
3.6.3	Number of extension and outreach Programmes conducted in collaboration with industry, community and Non-Government Organizations through NSS/NCC/Red cross/YRC etc., during 2019-2020	QnM	10	0	0
3.6.4	Students participating in extension activities with Government Organizations, Non-Government Organizations and Programmes such as Swachh Bharat, Aids Awareness, Gender Issue, etc. during 2019-2020	QnM	15	0	0
<b>3.6</b>	<b>Extension Activities</b>		<b>50</b>	<b>0.4</b>	<b>20</b>
<b>3.7</b>	<b>Collaboration</b>				
3.7.1	Number of Collaborative activities for research, faculty exchange, student exchange / internship/ on –the-job training/ project work	QnM	10	0	0
3.7.2	Number of functional MoUs with institutions of national, international importance, other universities, industries, corporate houses etc. during 2019-2020	QnM	10	0	0
<b>3.7</b>	<b>Collaboration</b>		<b>20</b>	<b>0</b>	<b>0</b>
<b>Criterion III – Research, Innovations and Extension</b>			<b>131</b>	<b>0.4</b>	<b>52</b>

	<b>Criterion IV – Infrastructure and Learning Resources</b>				
<b>4.1</b>	<b>Physical Facilities</b>				
4.1.1	The institution has adequate facilities for teaching – learning, viz., classrooms, laboratories, computing equipment, etc.	QIM	6	4	24
4.1.3	Percentage of classrooms and seminar halls with ICT – enabled facilities such as smart class, LMS, etc.	QnM	10	0	0
<b>4.1</b>	<b>Physical Facilities</b>		<b>16</b>	<b>1.5</b>	<b>24</b>
<b>4.4</b>	<b>Maintenance of Campus Infrastructure</b>				
4.4.2	Provide the Service/Maintenance Record	QIM	10	0	0
<b>4.4</b>	<b>Maintenance of Campus Infrastructure</b>		<b>10</b>	<b>0</b>	<b>0</b>
<b>Criterion IV – Infrastructure and Learning Resources</b>			<b>26</b>	<b>0.92</b>	<b>24</b>
	<b>Criterion V - Student Support and Progression</b>				
<b>5.1</b>	<b>Student Support</b>				
5.1.3	Number of capability enhancement and development schemes 1. Soft skills 2. Language and communication skills 3. Life skills (Yoga, physical fitness, health and hygiene) 4. Awareness of trends in technology (Opt one)	QnM	8	0	0
5.1.4	Students benefited by guidance for competitive examinations and career counseling offered by the institution during 2019-2020	QnM	6	1	6
<b>5.1</b>	<b>Student Support</b>		<b>14</b>	<b>0.43</b>	<b>6</b>
<b>5.2</b>	<b>Student Progression</b>				
5.2.1	Placement of outgoing students during 2019-2020	QnM	10	1	10
5.2.2	Student progression to higher education (previous graduating batch i.e., 2019 - 2020)	QnM	10	3	30
5.2.3	Students qualifying in state/ national/ international level examinations during 2019-2020 (eg: NET/ SLET/GATE/GMAT /CAT, GRE/TOFEL/Civil Services/State government examinations)	QnM	10	0	0
<b>5.2</b>	<b>Student Progression</b>		<b>30</b>	<b>1.33</b>	<b>40</b>
<b>5.3</b>	<b>Student Participation and Activities</b>				
5.3.2	Presence of an active Student Council & representation of students on academic & administrative bodies/committees	QIM	10	0	0
<b>5.3</b>	<b>Student Participation and Activities</b>		<b>10</b>	<b>0</b>	<b>0</b>
<b>Criterion V - Student Support and Progression</b>			<b>54</b>	<b>0.85</b>	<b>46</b>

	<b>Criterion VI – Governance, Leadership and Management</b>				
<b>6.3</b>	<b>Faculty Empowerment Strategies</b>				
6.3.3	Number of professional development / administrative training Programmes organized by the Institution for teaching and non teaching staff during 2019-2020	QnM	8	0	0
6.3.4	Teachers attending professional development Programmes, viz., Orientation Programme, Refresher Course, Short Term Course, Faculty Development Programmes during 2019-2020	QnM	10	2	20
<b>6.3</b>	<b>Faculty Empowerment Strategies</b>		<b>18</b>	<b>1.11</b>	<b>20</b>
<b>Criterion VI – Governance, Leadership and Management</b>			<b>18</b>	<b>1.11</b>	<b>20</b>
	<b>Criterion VII – Institutional Values and Best Practices</b>				
<b>7.1</b>	<b>Institutional Values and Social Responsibilities</b>				
7.1.1	Number of gender equity promotion Programmes organized by the department/club/cell/ unit during 2019-2020	QIM	5	0	0
7.1.3	Waste Management steps including: a) Solid waste management b) Liquid waste management c) Biomedical waste management d) E-waste management e) Waste recycling system f) Hazardous chemicals and radioactive waste management	QIM	4	0	0
7.1.4	Rain water harvesting structures and utilization : 1. Rain water harvesting 2. Borewell /Open well recharge 3. Construction of tanks and bunds 4. Waste water recycling 5. Maintenance of water bodies and distribution system in the campus	QnM	4	0	0
7.1.8	Institutional efforts/initiatives in providing an inclusive environment i.e., tolerance and harmony towards cultural, regional, linguistic, communal socioeconomic and other diversities	QIM	5	0	0

7.1.9	Sensitization of students and employees of the Institution to the constitutional obligations: values, rights, duties and responsibilities of citizens	QIM	4	0	0
7.1.11	Institution celebrates / organizes national and international commemorative days, events and festivals	QIM	5	0	0
<b>7.1</b>	<b>Institutional Values and Social Responsibilities</b>		27	0	0
<b>7.2</b>	<b>Best Practices</b>				
7.2.1	Describe any one best practice followed by the Department/ Body / Committee / Club/Unit	QIM	30	0	0
<b>7.2</b>	<b>Best Practices</b>		30	0	0
<b>7.3</b>	<b>Institutional Distinctiveness</b>				
7.3.1	Describe/Explain the performance the Department in one area distinctive to its Vision, Priority & Thrust	QIM	20	0	0
<b>7.3</b>	<b>Institutional Distinctiveness</b>		20	0	0
<b>Criterion VII – Institutional Values and Best Practices</b>			77	0	0
	<b>Criteria-wise Assessment</b>		<b>Weightage (W)</b>	<b>Score</b>	<b>Wtd Grade Point (WGP)</b>
1	Curricular Aspects		150.00	2.00	300.00
2	Teaching, Learning & Evaluation		230.00	2.24	515.00
3	Research, Innovation & Extension		131.00	0.40	52.00
4	Infrastructure & Learning resources		26.00	0.92	24.00
5	Student Support & Progression		54.00	0.85	46.00
6	Governance, Leadership & Management		18.00	1.11	20.00
7	Institutional values & Best Practices		77.00	0.00	0.00
	<b>Overall:-</b>		686.00	1.40	957.00



## Department : Computer Application

### Academic and Administrative Audit - 2019-2020

#### Strengths and Weaknesses

##### Strengths :

- ✓ Feedback System
- ✓ Catering to Student Diversity

##### Weaknesses :

- Teaching - Learning Process
- Teacher Profile and Quality
- Curriculum Design and Development
- Academic Flexibility
- Student Performance and Learning Outcomes
- Student Satisfaction Survey
- Physical Facilities
- Student Progression
- Resource Mobilization for Research
- Faculty Empowerment Strategies
- Curriculum Enrichment
- Research Publications and Awards
- Student Support
- Extension Activities
- Promotion of Research and Facilities
- Innovation Ecosystem
- Consultancy
- Collaboration
- Maintenance of Campus Infrastructure
- Student Participation and Activities
- Institutional Values and Social Responsibilities
- Best Practices
- Institutional Distinctiveness





**Scott Christian College (Autonomous)**  
Nagercoil – 629 003, Tamil Nadu, India

**INTERNAL QUALITY ASSURANCE CELL**



# **ACADEMIC & ADMINISTRATIVE AUDIT 2019 - 2020**

**DEPARTMENT OF MICROBIOLOGY**

**GRADE**

**C**

**Score : 1.73/4**

**Department : Microbiology**

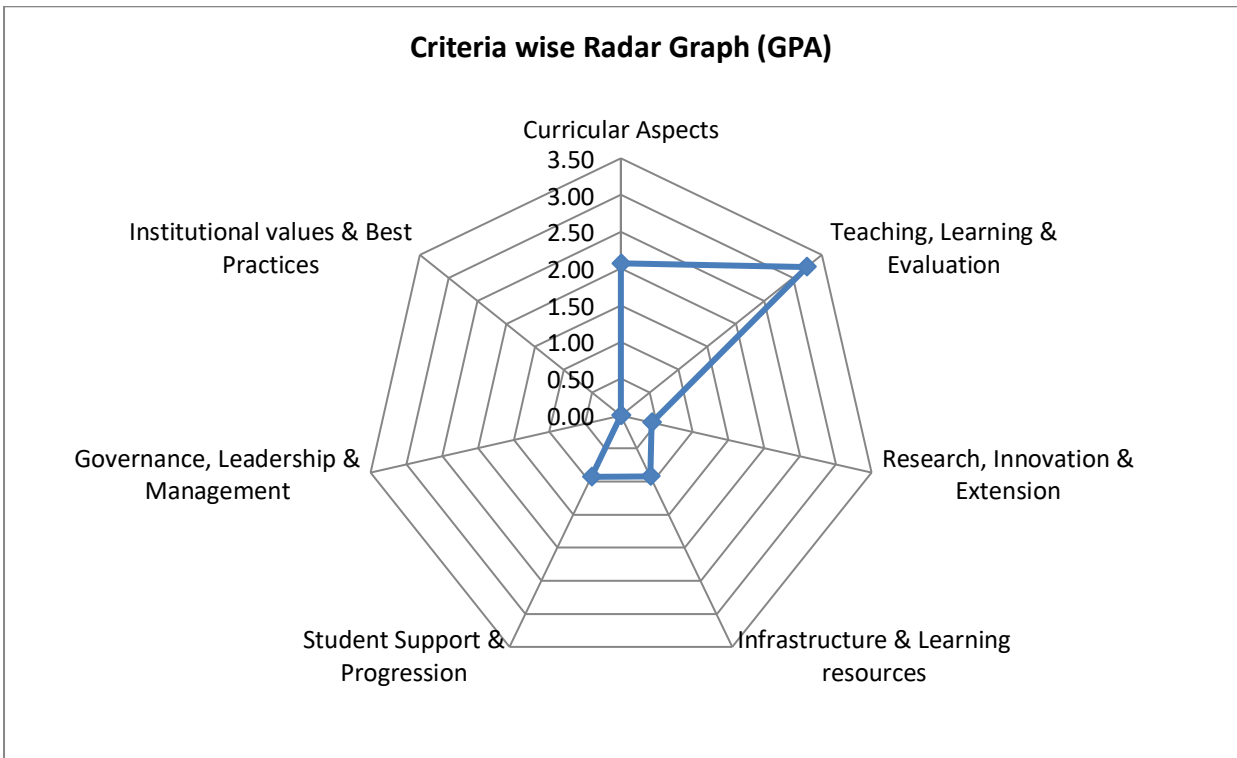
**Academic and Administrative Audit - 2019-2020**

<b>No</b>	<b>Criteria</b>	<b>Weightage (W1)</b>	<b>Criterion-wise Weighted Grade Point (CrWGP1)</b>	<b>Grade Point Averages (CrWGP<sub>i</sub>/W<sub>i</sub>)</b>
1	Curricular Aspects	150.00	310.00	2.07
2	Teaching, Learning & Evaluation	230.00	745.00	3.24
3	Research, Innovation & Extension	131.00	56.00	0.43
4	Infrastructure & Learning resources	26.00	24.00	0.92
5	Student Support & Progression	54.00	50.00	0.93
6	Governance, Leadership & Management	18.00	0.00	0.00
7	Institutional values & Best Practices	77.00	0.00	0.00
	<b>Total</b>	<b>686.00</b>	<b>1185.00</b>	<b>1.73</b>
	<b>CGPA :</b>	<b>1.73</b>		

Dean IQAC

Principal

**Department : Microbiology**



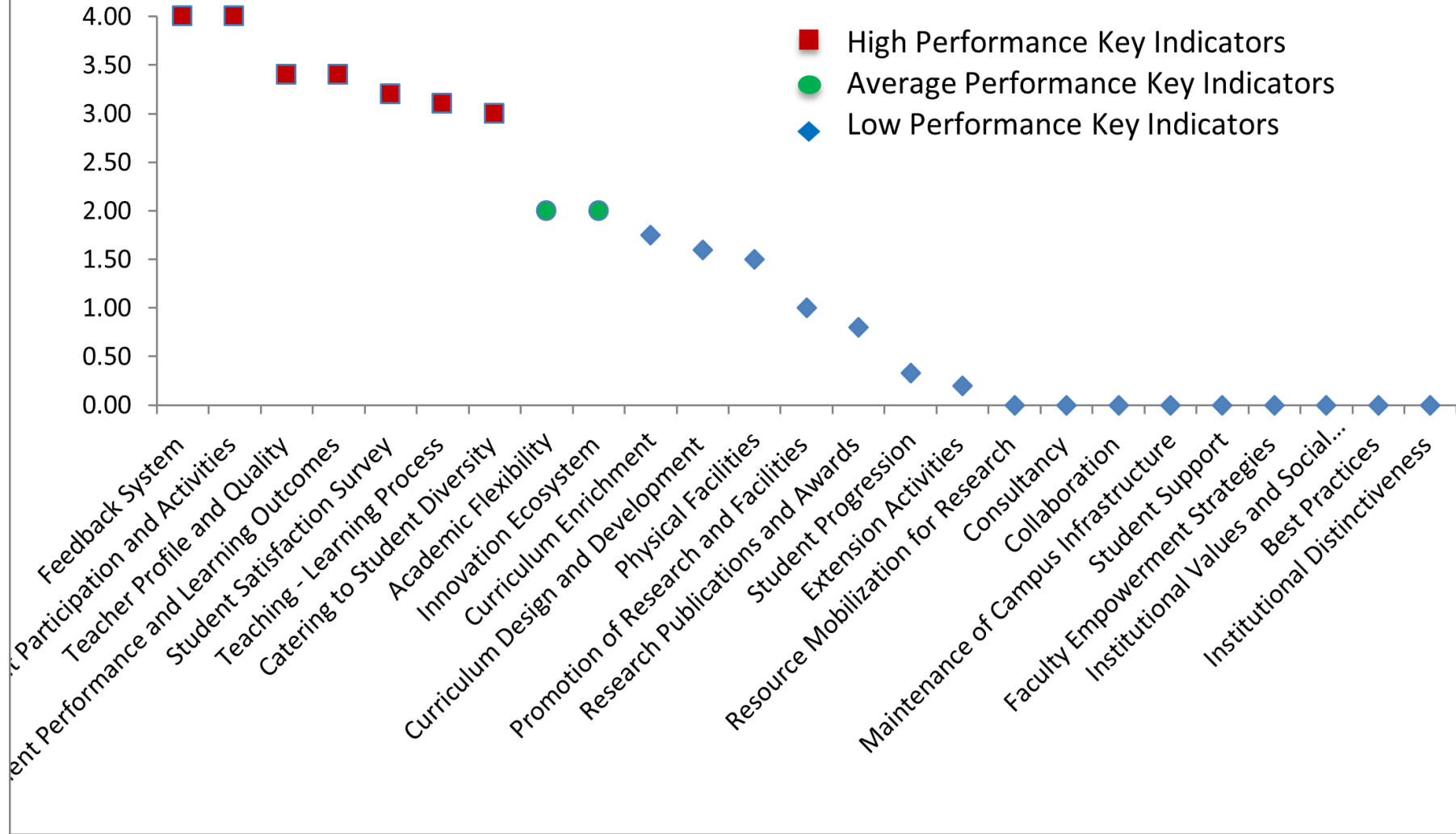
Department : Microbiology

Academic and Administrative Audit - 2019-2020

No	Criteria and Key Indicators	Key Indicator Weightage (W <sub>i</sub> )	Key Indicator Wise Weighted Grade Points (KIWGP) <sub>i</sub>	Grade Point Averages (CrWGPI/W <sub>i</sub> )
<b>Criterion I – Curricular Aspects</b>				
1.1	Curriculum Design and Development	50	80.00	1.60
1.2	Academic Flexibility	40	80.00	2.00
1.3	Curriculum Enrichment	40	70.00	1.75
1.4	Feedback System	20	80.00	4.00
	<b>Total</b>	<b>150</b>	<b>310.00</b>	<b>2.07</b>
<b>Criterion II – Teaching-Learning and Evaluation</b>				
2.2	Catering to Student Diversity	30	90.00	3.00
2.3	Teaching - Learning Process	50	155.00	3.10
2.4	Teacher Profile and Quality	50	170.00	3.40
2.6	Student Performance and Learning Outcomes	50	170.00	3.40
2.7	Student Satisfaction Survey	50	160.00	3.20
	<b>Total</b>	<b>230</b>	<b>745.00</b>	<b>3.24</b>
<b>Criterion III – Research, Innovations and Extension</b>				
3.1	Promotion of Research and Facilities	6	6.00	1.00
3.2	Resource Mobilization for Research	10	0.00	0.00
3.3	Innovation Ecosystem	10	20.00	2.00
3.4	Research Publications and Awards	25	20.00	0.80
3.5	Consultancy	10	0.00	0.00

3.6	Extension Activities	50	10.00	0.20
3.7	Collaboration	20	0.00	0.00
	<b>Total</b>	<b>131</b>	<b>56.00</b>	<b>0.43</b>
<b>Criterion IV – Infrastructure and Learning Resources</b>				
4.1	Physical Facilities	16	24.00	1.50
4.4	Maintenance of Campus Infrastructure	10	0.00	0.00
	<b>Total</b>	<b>26</b>	<b>24.00</b>	<b>0.92</b>
<b>Criterion V - Student Support and Progression</b>				
5.1	Student Support	14	0.00	0.00
5.2	Student Progression	30	10.00	0.33
5.3	Student Participation and Activities	10	40.00	4.00
	<b>Total</b>	<b>54</b>	<b>50.00</b>	<b>0.93</b>
<b>Criterion VI – Governance, Leadership and Management</b>				
6.3	Faculty Empowerment Strategies	18	0.00	0.00
	<b>Total</b>	<b>18</b>	<b>0.00</b>	<b>0.00</b>
<b>Criterion VII – Institutional Values and Best Practices</b>				
7.1	Institutional Values and Social Responsibilities	27	0.00	0.00
7.2	Best Practices	30	0.00	0.00
7.3	Institutional Distinctiveness	20	0.00	0.00
	<b>Total</b>	<b>77</b>	<b>0.00</b>	<b>0.00</b>
	<b>Grand Total</b>	<b>686</b>	<b>1185.00</b>	<b>1.73</b>

### Values Comparison of Metrics in Key Indicators based on Performance (GPA)





## Scott Christian College (Autonomous), Nagercoil

AAA 2019 - 2020 - Assessment Sheet

Department of Microbiology

### Qualitative & Quantitative Metrics



Metric	Parameter	QIM/ QnM	Weight age	Score	Wtd. Score
	<b>Criterion I – Curricular Aspects</b>				
<b>1.1</b>	<b>Curriculum Design and Development</b>				
1.1.1	Curricula developed/adopted having Learning Outcomes including Programme Outcomes (Pos), Programme specific outcomes (PSOs) and Course Outcomes (COs) for all the UG, PG and M.Phil programmes offered by the Department and mapped them with syllabus properly.	QIM	20	4	80
1.1.2	List of Programmes where syllabus revision was carried out during 2019-2020	QnM	20	0	0
1.1.3	Courses having focus on employability/ entrepreneurship/ skill development during 2019 - 2020	QnM	10	0	0
<b>1.1</b>	<b>Curriculum Design and Development</b>		<b>50</b>	<b>1.6</b>	<b>80</b>
<b>1.2</b>	<b>Academic Flexibility</b>				
1.2.1	New courses introduced of the total number of courses across all programs offered during 2019 - 2020.	QnM	20	0	0
1.2.2	Programs in which Choice Based Credit System (CBCS)/elective course system has been implemented (2019 - 2020)	QnM	20	4	80
<b>1.2</b>	<b>Academic Flexibility</b>		<b>40</b>	<b>2</b>	<b>80</b>
<b>1.3</b>	<b>Curriculum Enrichment</b>				
1.3.1	List of courses whose syllabus integrate Cross cutting Issues related to Gender/ Environment & Sustainability/Human Values & Professional Ethics.	QIM	10	3	30
1.3.2	List of Value-added courses imparting transferable and life skills offered during 2019-2020 with details of the students	QnM	10	0	0
1.3.3	(Average Percentage of students enrolled in the courses under 1.3.2 above) List of Value-added courses imparting transferable and life skills offered during 2019-2020 with details of the students	QnM	10	0	0
1.3.4	Details of students undertaking field projects / internships (2019 - 2020)	QnM	10	4	40
<b>1.3</b>	<b>Curriculum Enrichment</b>		<b>40</b>	<b>1.75</b>	<b>70</b>

<b>1.4</b>	<b>Feedback System</b>				
1.4.1	Structured feedback received from: 1) Students, 2) Teachers, 3) Employers, 4) Alumni 5) Parents, for design and review of syllabus - Semester wise /year wise (Weightage: 10 QnM) Options: A. Any 4 of the above B. Any 3 of the above C. Any 2 of the above D. Any 1 of the above E. None of the above	QnM	10	4	40
1.4.2	Feedback processes of the institution may be classified as follows: A) A. Feedback collected, analysed and action taken and report made available on website B) Feedback collected, analysed and action has been taken C) Feedback collected and analysed D) Feedback collected E) Feedback not obtained	QnM	10	4	40
<b>1.4</b>	<b>Feedback System</b>		20	4	80
<b>Criterion I – Curricular Aspects</b>			150	2.07	310
<b>Criterion II – Teaching-Learning and Evaluation</b>					
<b>2.2</b>	<b>Catering to Student Diversity</b>				
2.2.1	The institution assesses the learning levels of the students, after admission and organises special programs for advanced learners and slow learners	QIM	15	2	30
2.2.2	Student - Full time teacher ratio(current year data)	QnM	15	4	60
<b>2.2</b>	<b>Catering to Student Diversity</b>		30	3	90
<b>2.3</b>	<b>Teaching - Learning Process</b>				
2.3.1	Student centric methods, such as experiential learning, participative learning and problem solving methodologies are used for enhancing learning experiences	QIM	15	2	30
2.3.2	Teachers use ICT enabled tools including online resources for effective teaching and learning process	QIM	15	3	45
2.3.3	Ratio of students to mentor for academic and stress related issues (current year data)	QnM	10	4	40
2.3.4	Preparation and adherence to Academic Calendar and Teaching plans by the institution	QIM	10	4	40
<b>2.3</b>	<b>Teaching - Learning Process</b>		50	3.1	155
<b>2.4</b>	<b>Teacher Profile and Quality</b>				



2.4.1	Full time teachers against sanctioned posts during 2019-2020	QnM	15	4	60
2.4.2	Full time teachers with Ph.D. (/ D.M. / M.Ch. / D.N.B Super speciality / D.Sc. / D.Litt. )during 2019-2020	QnM	20	4	80
2.4.3	Teaching experience of full time teachers in same institution number of years (current year data)	QnM	15	2	30
<b>2.4</b>	<b>Teacher Profile and Quality</b>		50	3.4	170
<b>2.6</b>	<b>Student Performance and Learning Outcomes</b>				
2.6.1	i) Provide the web link displaying Programme Outcomes(PO)/Programme Specific Outcomes (PSO) / Course Outcomes (CO) for all programmes offered by the Department.	QIM	20	3	60
2.6.2	Evaluation of attainment of PO, PSO & CO	QIM	10	3	30
2.6.3	Passed out details of final year students	QnM	20	4	80
<b>2.6</b>	<b>Student Performance and Learning Outcomes</b>		50	3.4	170
<b>2.7</b>	<b>Student Satisfaction Survey</b>				
2.7.1	Online student satisfaction survey (SSS) regarding to teaching learning process.	QnM	50	<b>3.2</b>	<b>160</b>
<b>2.7</b>	<b>Student Satisfaction Survey</b>		50	3.2	160
<b>Criterion II – Teaching-Learning and Evaluation</b>			230	3.24	745
<b>Criterion III – Research, Innovations and Extension</b>					
<b>3.1</b>	<b>Promotion of Research and Facilities</b>				
3.1.3	Number of teachers awarded national/ international fellowship for advanced studies/ research during 2019-2020	QnM	6	1	<b>6</b>
<b>3.1</b>	<b>Promotion of Research and Facilities</b>		6	1	6
<b>3.2</b>	<b>Resource Mobilization for Research</b>				
3.2.1	Grants for research projects sponsored by the government, non-government sources such as industry, corporate houses, international bodies, endowments, Chairs in the institution during 2019-2020	QnM	2	0	<b>0</b>
3.2.2	Number of teachers having research projects during the 2019 - 2020	QnM	2	0	<b>0</b>

3.2.3	Teachers recognised as research guides	QnM	3	0	0
3.2.4	Number of research projects per teacher funded by government and non-government agencies during 2019-2020	QnM	3	0	0
<b>3.2</b>	<b>Resource Mobilization for Research</b>		10	0	0
<b>3.3</b>	<b>Innovation Ecosystem</b>				
3.3.1	What are the innovation done by the Department / Club including Incubation Centre and other initiatives for creation and transfer of knowledge?	QIM	5	0	0
3.3.2	Number of workshops/seminars conducted on Research Methodology, Intellectual Property Rights (IPR) and entrepreneurship and skills development Industry-Academia Innovative practices during 2019-2020	QnM	5	4	20
<b>3.3</b>	<b>Innovation Ecosystem</b>		10	2	20
<b>3.4</b>	<b>Research Publications and Awards</b>				
3.4.1	The institution has a stated Code of Ethics to check malpractices and plagiarism in Research	QnM	5	0	0
3.4.3	Number of research papers per teacher in the Journals notified on UGC website during 2019-2020	QnM	5	4	20
3.4.4	Number of books and chapters in edited volumes / books published, and papers in national/international conference - proceedings per teacher during 2019-2020	QnM	5	0	0
3.4.5	Bibliometrics of the publications during 2019-2020 based on average citation index in Scopus/ Web of Science or Pub Med/ Indian Citation Index	QnM	5	0	0
3.4.6	Bibliometrics of the publications during 2019-20 based on Scopus/ Web of Science – h-index of the Department	QnM	5	0	0
<b>3.4</b>	<b>Research Publications and Awards</b>		25	0.8	20
<b>3.5</b>	<b>Consultancy</b>				
3.5.1	Revenue generated from consultancy corporate training during 2019-2020	QnM	5	0	0
3.5.2	Amount spent on developing facilities, training teachers and staff for undertaking consultancy during 2019 - 2020 (in Lakhs)	QnM	5	0	0
<b>3.5</b>	<b>Consultancy</b>		10	0	0
<b>3.6</b>	<b>Extension Activities</b>				

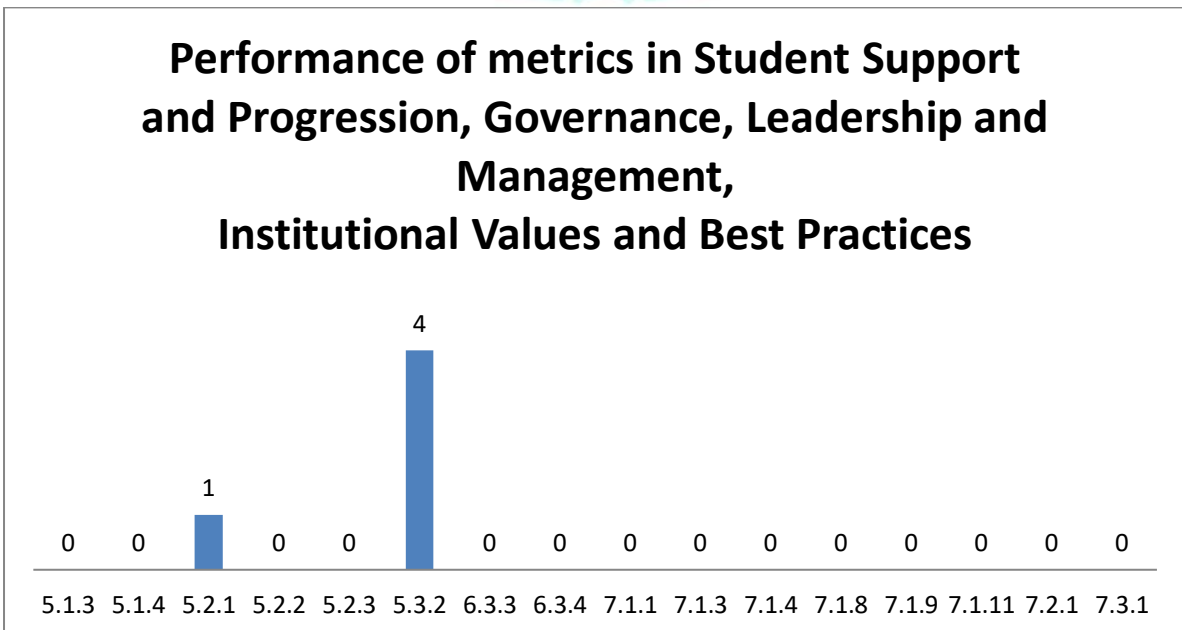
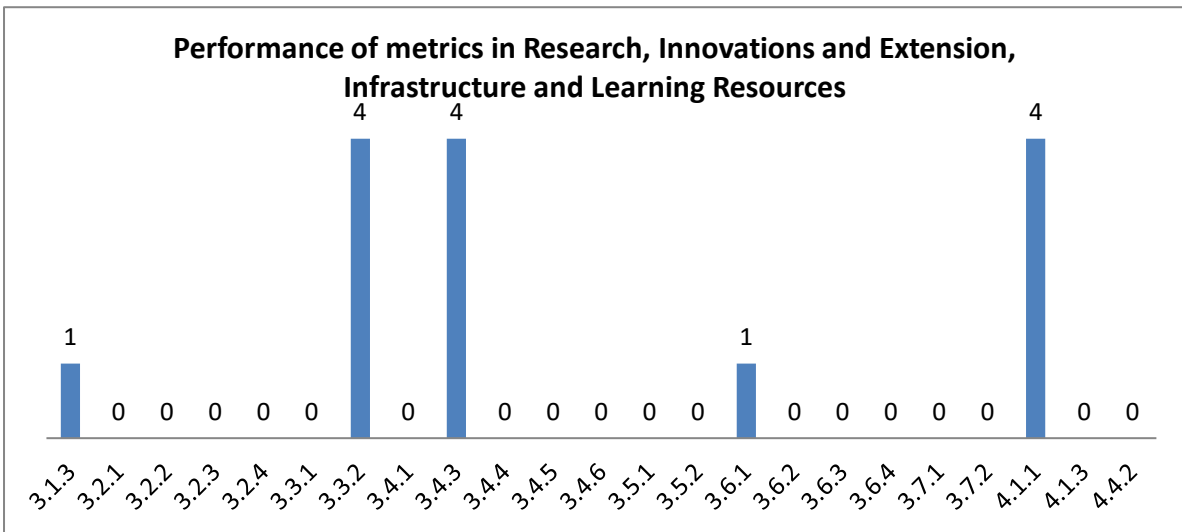
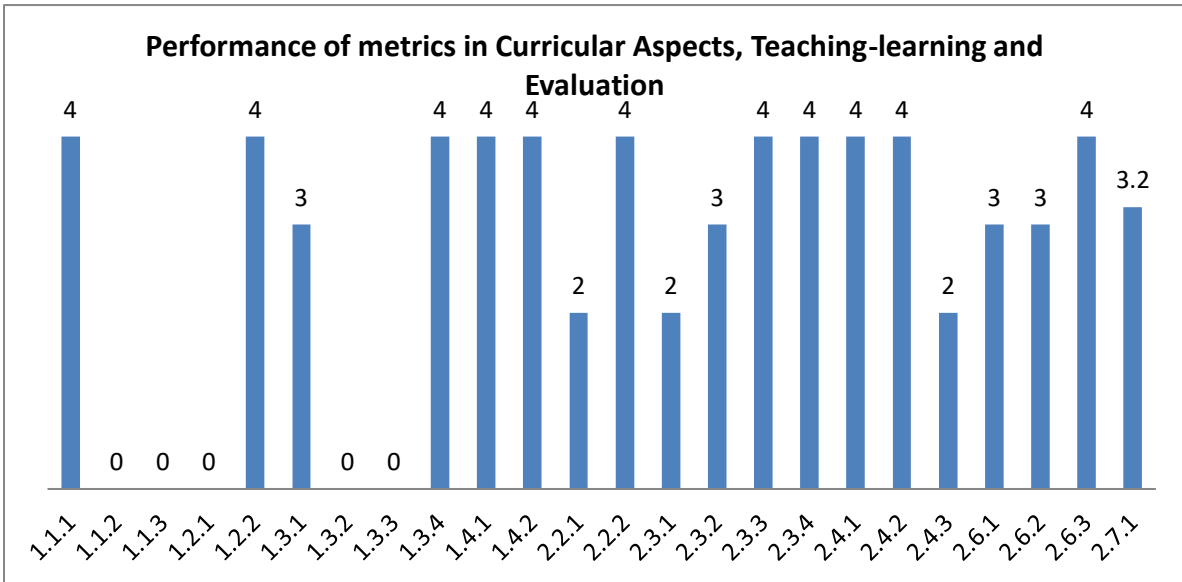
3.6.1	What are the Extension activities in the neighborhood community in terms of impact and sensitizing students to social issues and holistic development during 2019-2020?	QIM	10	1	10
3.6.2	Number of awards and recognition received for extension activities from Government /recognized bodies during 2019 - 2020	QnM	15	0	0
3.6.3	Number of extension and outreach Programmes conducted in collaboration with industry, community and Non- Government Organizations through NSS/NCC/Red cross/YRC etc., during 2019-2020	QnM	10	0	0
3.6.4	Students participating in extension activities with Government Organizations, Non-Government Organizations and Programmes such as Swachh Bharat, Aids Awareness, Gender Issue, etc. during 2019-2020	QnM	15	0	0
<b>3.6</b>	<b>Extension Activities</b>		50	0.2	10
<b>3.7</b>	<b>Collaboration</b>				
3.7.1	Number of Collaborative activities for research, faculty exchange, student exchange / internship/ on –the-job training/ project work	QnM	10	0	0
3.7.2	Number of functional MoUs with institutions of national, international importance, other universities, industries, corporate houses etc. during 2019-2020	QnM	10	0	0
<b>3.7</b>	<b>Collaboration</b>		20	0	0
<b>Criterion III – Research, Innovations and Extension</b>			131	0.43	56
<b>Criterion IV – Infrastructure and Learning Resources</b>					
<b>4.1</b>	<b>Physical Facilities</b>				
4.1.1	The institution has adequate facilities for teaching – learning, viz., classrooms, laboratories, computing equipment, etc.	QIM	6	4	24
4.1.3	Percentage of classrooms and seminar halls with ICT – enabled facilities such as smart class, LMS, etc.	QnM	10	0	0
<b>4.1</b>	<b>Physical Facilities</b>		16	1.5	24
<b>4.4</b>	<b>Maintenance of Campus Infrastructure</b>				
4.4.2	Provide the Service/Maintenance Record	QIM	10	0	0
<b>4.4</b>	<b>Maintenance of Campus Infrastructure</b>		10	0	0
<b>Criterion IV – Infrastructure and Learning Resources</b>			26	0.92	24

	<b>Criterion V - Student Support and Progression</b>				
<b>5.1</b>	<b>Student Support</b>				
5.1.3	Number of capability enhancement and development schemes 1. Soft skills 2. Language and communication skills 3. Life skills (Yoga, physical fitness, health and hygiene) 4. Awareness of trends in technology (Opt one)	QnM	8	0	0
5.1.4	Students benefited by guidance for competitive examinations and career counseling offered by the institution during 2019-2020	QnM	6	0	0
<b>5.1</b>	<b>Student Support</b>		14	0	0
<b>5.2</b>	<b>Student Progression</b>				
5.2.1	Placement of outgoing students during 2019-2020	QnM	10	1	10
5.2.2	Student progression to higher education (previous graduating batch i.e., 2019 - 2020)	QnM	10	0	0
5.2.3	Students qualifying in state/ national/ international level examinations during 2019-2020 (eg: NET/ SLET/GATE/GMAT /CAT, GRE/TOFEL/Civil Services/State government examinations)	QnM	10	0	0
<b>5.2</b>	<b>Student Progression</b>		30	0.33	10
<b>5.3</b>	<b>Student Participation and Activities</b>				
5.3.2	Presence of an active Student Council & representation of students on academic & administrative bodies/committees	QIM	10	4	<b>40</b>
<b>5.3</b>	<b>Student Participation and Activities</b>		10	4	40
<b>Criterion V - Student Support and Progression</b>			54	0.93	50
	<b>Criterion VI – Governance, Leadership and Management</b>				
<b>6.3</b>	<b>Faculty Empowerment Strategies</b>				
6.3.3	Number of professional development / administrative training Programmes organized by the Institution for teaching and non teaching staff during 2019-2020	QnM	8	0	0
6.3.4	Teachers attending professional development Programmes, viz., Orientation Programme, Refresher Course, Short Term Course, Faculty Development Programmes during 2019-2020	QnM	10	0	0
<b>6.3</b>	<b>Faculty Empowerment Strategies</b>		18	0	0
<b>Criterion VI – Governance, Leadership and Management</b>			18	0	0
	<b>Criterion VII – Institutional Values and Best Practices</b>				
<b>7.1</b>	<b>Institutional Values and Social Responsibilities</b>				

7.1.1	Number of gender equity promotion Programmes organized by the department/club/cell/ unit during 2019-2020	QIM	5	0	0
7.1.3	Waste Management steps including: a) Solid waste management b) Liquid waste management c) Biomedical waste management d) E-waste management e) Waste recycling system f) Hazardous chemicals and radioactive waste management	QIM	4	0	0
7.1.4	Rain water harvesting structures and utilization : 1. Rain water harvesting 2. Borewell /Open well recharge 3. Construction of tanks and bunds 4. Waste water recycling 5. Maintenance of water bodies and distribution system in the campus	QnM	4	0	0
7.1.8	Institutional efforts/initiatives in providing an inclusive environment i.e., tolerance and harmony towards cultural, regional, linguistic, communal socioeconomic and other diversities	QIM	5	0	0
7.1.9	Sensitization of students and employees of the Institution to the constitutional obligations: values, rights, duties and responsibilities of citizens	QIM	4	0	0
7.1.11	Institution celebrates / organizes national and international commemorative days, events and festivals	QIM	5	0	0
<b>7.1</b>	<b>Institutional Values and Social Responsibilities</b>		<b>27</b>	<b>0</b>	<b>0</b>
<b>7.2</b>	<b>Best Practices</b>				
7.2.1	Describe any one best practice followed by the Department/ Body / Committee / Club/Unit	QIM	30	0	0
<b>7.2</b>	<b>Best Practices</b>		<b>30</b>	<b>0</b>	<b>0</b>
<b>7.3</b>	<b>Institutional Distinctiveness</b>				
7.3.1	Describe/Explain the performance the Department in one area distinctive to its Vision, Priority & Thrust	QIM	20	0	0
<b>7.3</b>	<b>Institutional Distinctiveness</b>		<b>20</b>	<b>0</b>	<b>0</b>
<b>Criterion VII – Institutional Values and Best Practices</b>			<b>77</b>	<b>0</b>	<b>0</b>

	<b>Criteria-wise Assessment</b>		<b>Weight age (W)</b>	<b>Score</b>	<b>Wtd Grade Point (WGP)</b>
1	Curricular Aspects		150.00	2.07	310.00
2	Teaching, Learning & Evaluation		230.00	3.24	745.00
3	Research, Innovation & Extension		131.00	0.43	56.00
4	Infrastructure & Learning resources		26.00	0.92	24.00
5	Student Support & Progression		54.00	0.93	50.00
6	Governance, Leadership & Management		18.00	0.00	0.00
7	Institutional values & Best Practices		77.00	0.00	0.00
	<b>Overall:-</b>		<b>686.00</b>	<b>1.73</b>	<b>1185.00</b>





**Department : Microbiology**

**Academic and Administrative Audit - 2019-2020**

## **Strengths and Weaknesses**

### **Strengths :**

- ✓ Feedback System
- ✓ Student Participation and Activities
- ✓ Teacher Profile and Quality
- ✓ Student Performance and Learning Outcomes
- ✓ Student Satisfaction Survey
- ✓ Teaching - Learning Process
- ✓ Catering to Student Diversity

### **Weaknesses :**

- Academic Flexibility
- Innovation Ecosystem
- Curriculum Enrichment
- Curriculum Design and Development
- Physical Facilities
- Promotion of Research and Facilities
- Research Publications and Awards
- Student Progression
- Extension Activities
- Resource Mobilization for Research
- Consultancy
- Collaboration
- Maintenance of Campus Infrastructure
- Student Support
- Faculty Empowerment Strategies
- Institutional Values and Social Responsibilities
- Best Practices
- Institutional Distinctiveness







**Scott Christian College (Autonomous)**

Nagercoil – 629 003, Tamil Nadu, India

**INTERNAL QUALITY ASSURANCE CELL**



# **ACADEMIC & ADMINISTRATIVE AUDIT 2019 - 2020**

## **CONTROLLER OF EXAMINATIONS**

**GRADE**

**B +**

**Score : 2.57/4**

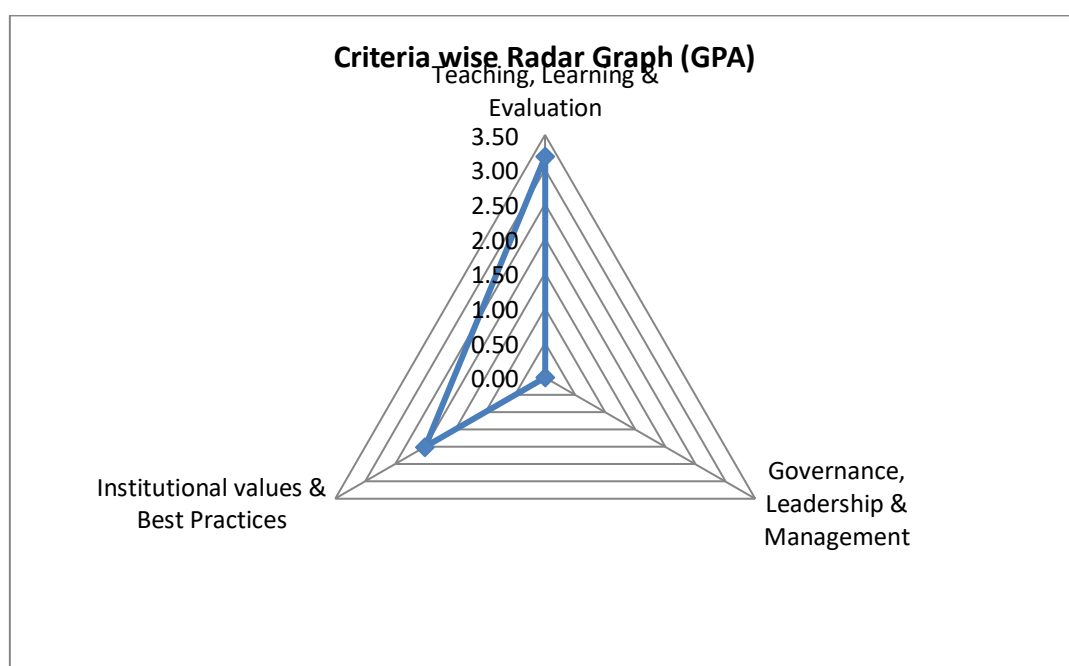
**Unit / Cell / Club: Controller of Examinations**

**Academic and Administrative Audit - 2019-2020**

No	Criteria	Weightage (W1)	Criterion-wise Weighted Grade Point (CrWGP1)	Grade Point Averages (CrWGP <sub>i</sub> /W <sub>i</sub> )
1	Curricular Aspects	-	-	-
2	Teaching, Learning & Evaluation	80.00	255.00	3.19
3	Research, Innovation & Extension	-	-	-
4	Infrastructure & Learning resources	-	-	-
5	Student Support & Progression	-	-	-
6	Governance, Leadership & Management	8.00	0.00	0.00
7	Institutional values & Best Practices	50.00	100.00	2.00
	<b>Total</b>	<b>138.00</b>	<b>355.00</b>	<b>2.57</b>
	<b>CGPA :</b>	<b>2.57</b>		

Dean IQAC

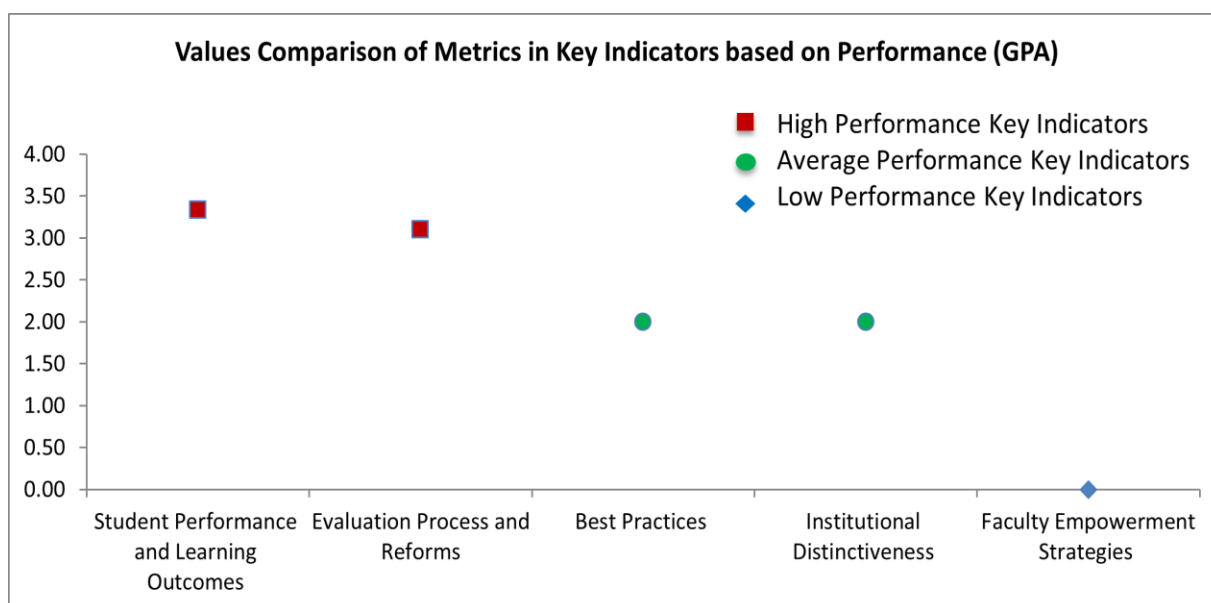
Principal



**Unit / Cell / Club: Controller of Examinations**

**Academic and Administrative Audit - 2019-2020**

No	Criteria and Key Indicators	Key Indicator Weightage (W <sub>i</sub> )	Key Indicator Wise Weighted Grade Points (KIWGP) <sub>i</sub>	Grade Point Averages (CrWGPI/W <sub>i</sub> )
<b>Criterion II – Teaching-Learning and Evaluation</b>				
2.5	Evaluation Process and Reforms	50	155.00	3.10
2.6	Student Performance and Learning Outcomes	30	100.00	3.33
	<b>Total</b>	<b>80</b>	<b>255.00</b>	<b>3.19</b>
<b>Criterion VI – Governance, Leadership and Management</b>				
6.3	Faculty Empowerment Strategies	8	0.00	0.00
	<b>Total</b>	<b>8</b>	<b>0.00</b>	<b>0.00</b>
<b>Criterion VII – Institutional Values and Best Practices</b>				
7.2	Best Practices	30	60.00	2.00
7.3	Institutional Distinctiveness	20	40.00	2.00
	<b>Total</b>	<b>50</b>	<b>100.00</b>	<b>2.00</b>
	<b>Grand Total</b>	<b>138</b>	<b>355.00</b>	<b>2.57</b>





## Scott Christian College (Autonomous), Nagercoil

AAA 2019 - 2020 - Assessment Sheet

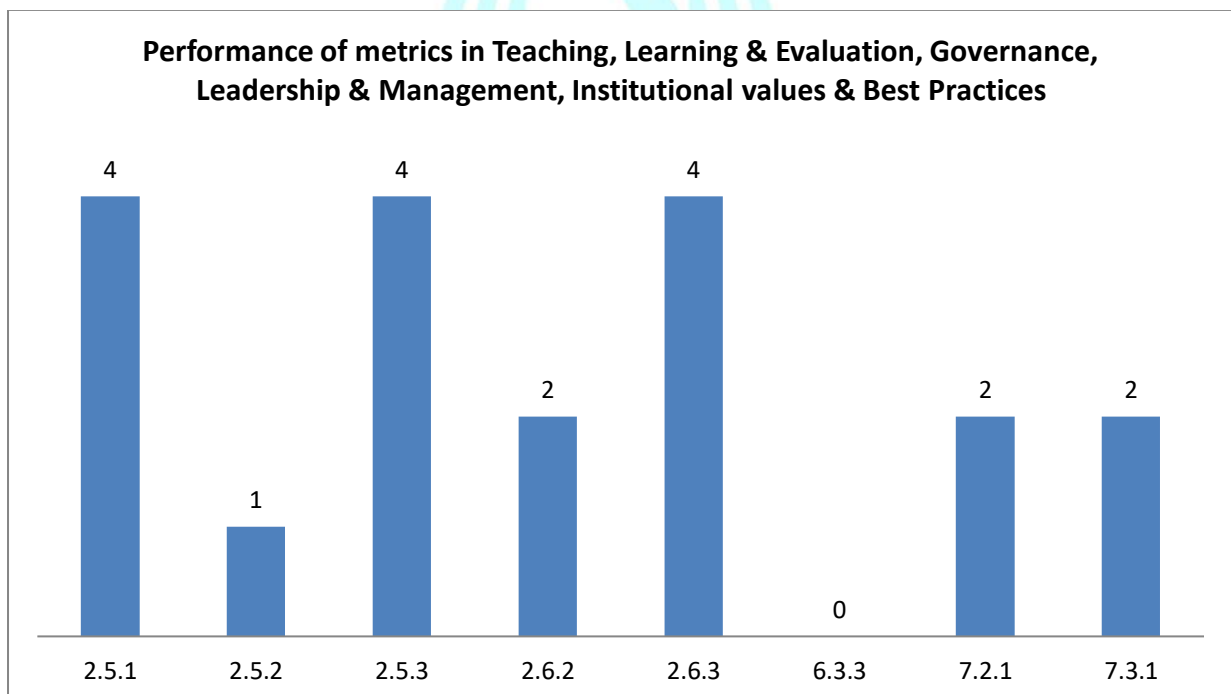
Controller of Examinations



### Qualitative & Quantitative Metrics

Metric	Parameter	QIM/ QnM	Weight age	Score	Wtd. Score
<b>Criterion II – Teaching-Learning and Evaluation</b>					
<b>2.5</b>	<b>Evaluation Process and Reforms</b>				
2.5.1	Number of days from the date of last semester-end/ year- end examination till the declaration of results during 2019-2020	QnM	20	4	80
2.5.2	Student complaints/grievances about evaluation against total number appeared in the examinations	QnM	15	1	15
2.5.3	IT integration and reforms in the examination procedures and processes including Continuous Internal Assessment (CIA) have brought in considerable improvement in Examination Management System (EMS) of the Institution	QIM	15	4	60
<b>2.5</b>	<b>Evaluation Process and Reforms</b>		50	3.1	155
<b>2.6</b>	<b>Student Performance and Learning Outcomes</b>				
2.6.2	Evaluation of attainment of PO, PSO & CO	QIM	10	2	20
2.6.3	Passed out details of final year students	QnM	20	4	80
<b>2.6</b>	<b>Student Performance and Learning Outcomes</b>		30	3.33	100
<b>Criterion II – Teaching-Learning and Evaluation</b>					
<b>Criterion VI – Governance, Leadership and Management</b>					
<b>6.3</b>	<b>Faculty Empowerment Strategies</b>				
6.3.3	Number of professional development / administrative training Programmes organized by the Institution for teaching and non teaching staff during 2019-2020	QnM	8	0	0
<b>6.3</b>	<b>Faculty Empowerment Strategies</b>		8	0	0
<b>Criterion VI – Governance, Leadership and Management</b>					
			8	0	0

	<b>Criterion VII – Institutional Values and Best Practices</b>				
<b>7.2</b>	<b>Best Practices</b>				
7.2.1	Describe any one best practice followed by the Department / Cell / Body / Committee / Club/Unit	QIM	30	2	60
<b>7.2</b>	<b>Best Practices</b>		30	2	60
<b>7.3</b>	<b>Institutional Distinctiveness</b>				
7.3.1	Describe/Explain the performance the Department in one area distinctive to its Vision, Priority & Thrust	QIM	20	2	40
<b>7.3</b>	<b>Institutional Distinctiveness</b>		20	2	40
<b>Criterion VII – Institutional Values and Best Practices</b>			50	2	100
	<b>Criteria-wise Assessment</b>		<b>Weight age (W)</b>	<b>Score</b>	<b>Wtd Grade Point (WGP)</b>
2	Teaching, Learning & Evaluation		80.00	3.19	255.00
6	Governance, Leadership & Management		8.00	0.00	0.00
7	Institutional values & Best Practices		50.00	2.00	100.00
	<b>Overall:-</b>		<b>138.00</b>	<b>2.57</b>	<b>355.00</b>



**Unit / Cell / Club: Controller of Examinations**  
**Academic and Administrative Audit - 2019-2020**  
**Strengths and Weaknesses**

**Strengths :**

- ✓ Student Performance and Learning Outcomes
- ✓ Evaluation Process and Reforms

**Weaknesses :**

- Best Practices
- Institutional Distinctiveness
- Faculty Empowerment Strategies





**Scott Christian College (Autonomous)**  
Nagercoil – 629 003, Tamil Nadu, India

**INTERNAL QUALITY ASSURANCE CELL**



# **ACADEMIC & ADMINISTRATIVE AUDIT 2019 - 2020**

## **LIBRARY**

**GRADE**

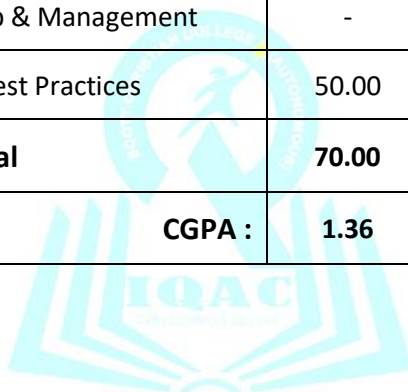
**D**

**Score : 1.36/4**

**Unit / Cell / Club: Library**

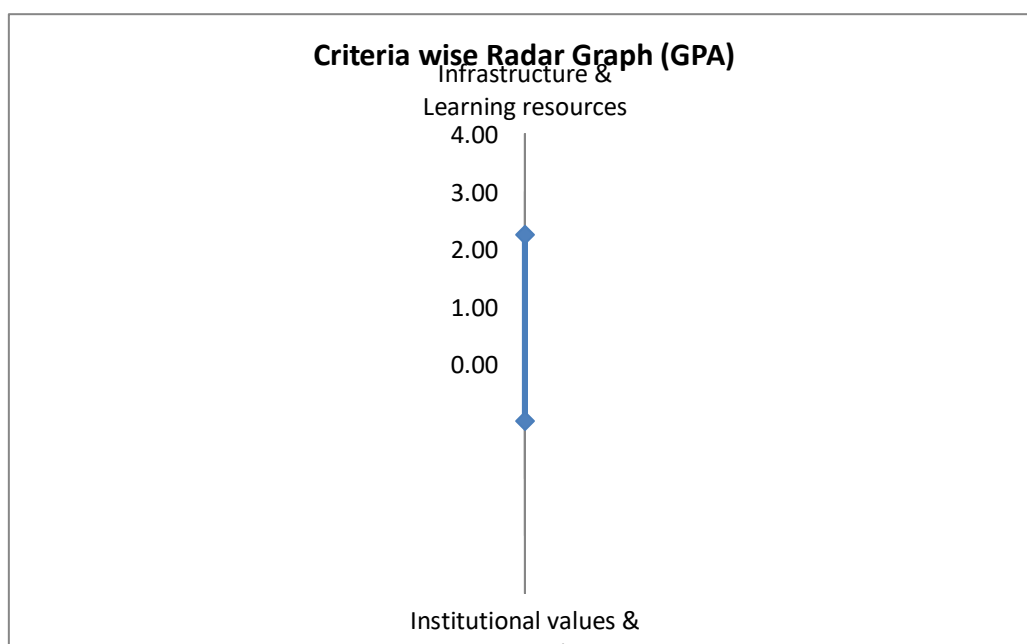
**Academic and Administrative Audit - 2019-2020**

No	Criteria	Weightage (W1)	Criterion-wise Weighted Grade Point (CrWGP1)	Grade Point Averages (CrWGP <sub>i</sub> /W <sub>i</sub> )
1	Curricular Aspects	-	-	-
2	Teaching, Learning & Evaluation	-	-	-
3	Research, Innovation & Extension	-	-	-
4	Infrastructure & Learning resources	20.00	45.00	2.25
5	Student Support & Progression	-	-	-
6	Governance, Leadership & Management	-	-	-
7	Institutional values & Best Practices	50.00	50.00	1.00
	<b>Total</b>	<b>70.00</b>	<b>95.00</b>	<b>1.36</b>
	<b>CGPA :</b>	<b>1.36</b>		



Dean IQAC

Principal

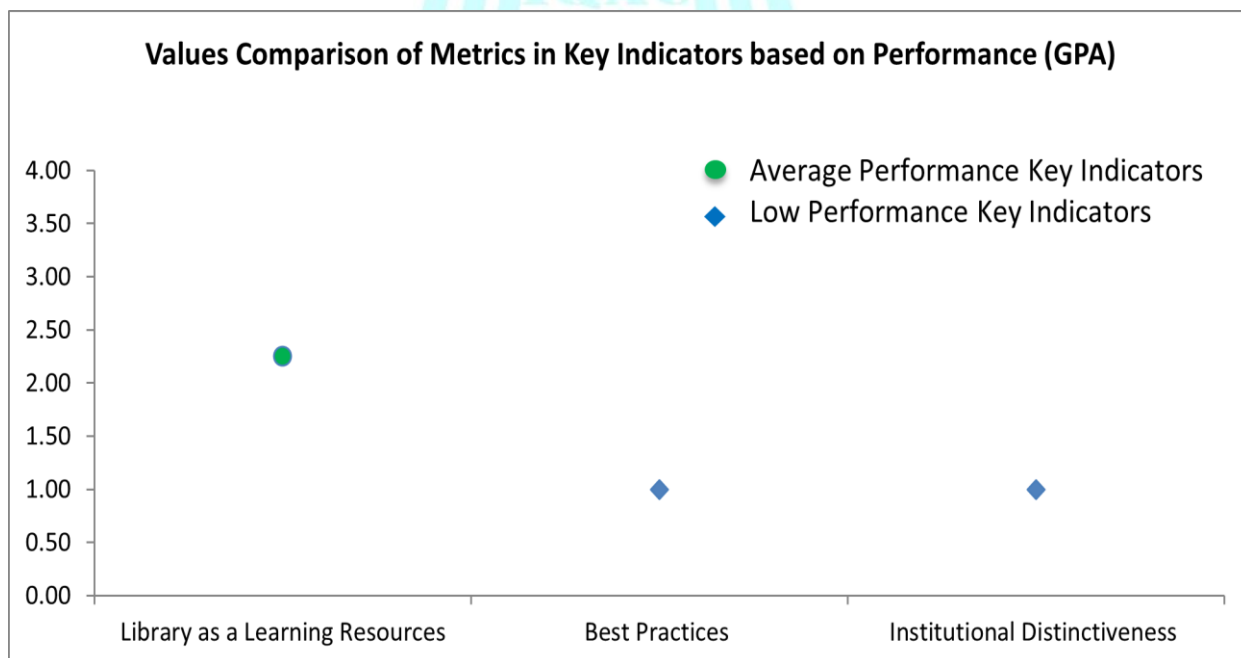




**Unit / Cell / Club: Library**

**Academic and Administrative Audit - 2019-2020**

No	Criteria and Key Indicators	Key Indicator Weightage (W <sub>i</sub> )	Key Indicator Wise Weighted Grade Points (KIWGP) <sub>i</sub>	Grade Point Averages (CrWGPI/Wi)
<b>Criterion IV – Infrastructure and Learning Resources</b>				
4.2	Library as a Learning Resources	20	45.00	2.25
	<b>Total</b>	<b>20</b>	<b>45.00</b>	<b>2.25</b>
<b>Criterion VII – Institutional Values and Best Practices</b>				
7.2	Best Practices	30	30.00	1.00
7.3	Institutional Distinctiveness	20	20.00	1.00
	<b>Total</b>	<b>50</b>	<b>50.00</b>	<b>1.00</b>
	<b>Grand Total</b>	<b>70</b>	<b>95.00</b>	<b>1.36</b>



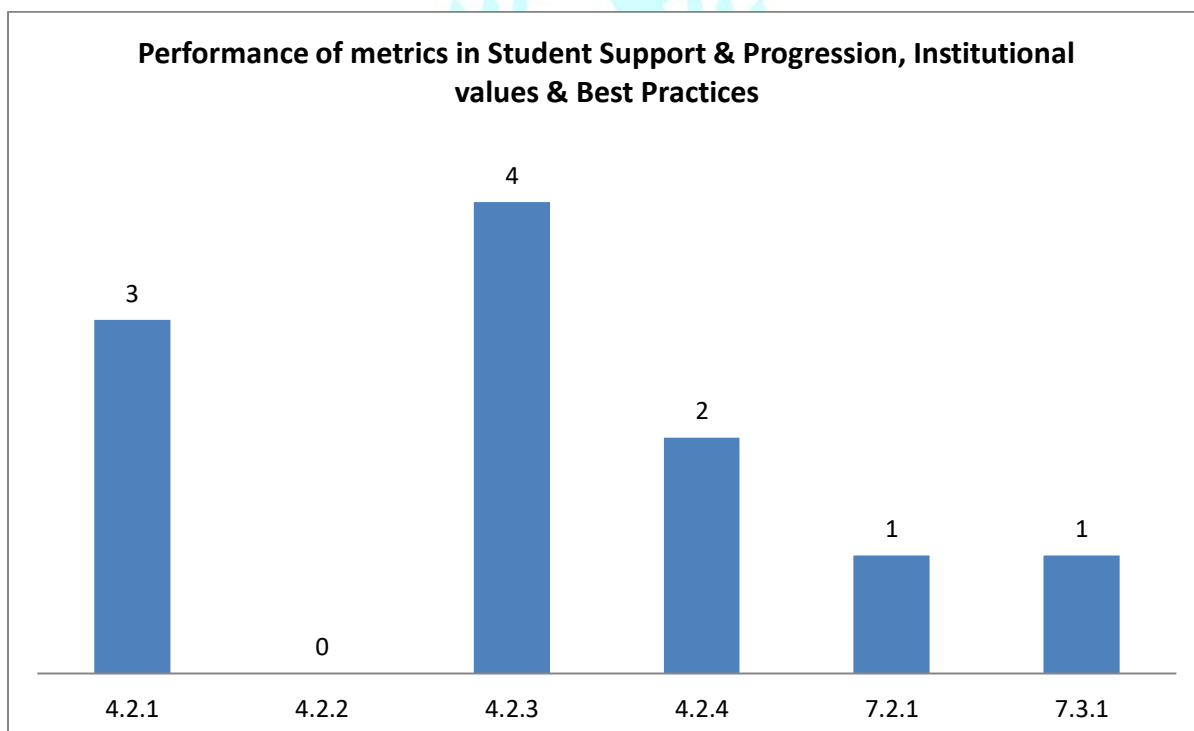


Library

Qualitative & Quantitative Metrics

Metric	Parameter	QIM/ QnM	Weightage	Score	Wtd. Score
	<b>Criterion IV – Infrastructure and Learning Resources</b>				
<b>4.2</b>	<b>Library as a Learning Resources</b>				
4.2.1	Provide the details of Integrated library Management System (ILMS)	QIM	5	3	15
4.2.2	Does the institution have the following: 1. e – journals 2. e-ShodhSindhu 3. Shodhganga membership 4. e-books 5. Databases 6. Remote access to e-resources	QnM	5	0	0
4.2.3	Annual expenditure for purchase of books / e-books and subscription to journals/e-journals during 2019-2020	QnM	5	4	20
4.2.4	Usage of library by teachers and students (2019-20)	QnM	5	2	10
<b>4.2</b>	<b>Library as a Learning Resources</b>		<b>20</b>	<b>2.25</b>	<b>45</b>
<b>Criterion IV – Infrastructure and Learning Resources</b>			<b>20</b>	<b>2.25</b>	<b>45</b>
	<b>Criterion VII – Institutional Values and Best Practices</b>				
<b>7.2</b>	<b>Best Practices</b>				
7.2.1	Describe any one best practice followed by the Department / Cell / Body / Committee / Club/Unit	QIM	30	1	30
<b>7.2</b>	<b>Best Practices</b>		<b>30</b>	<b>1</b>	<b>30</b>

<b>7.3</b>	<b>Institutional Distinctiveness</b>				
7.3.1	Describe/Explain the performance the Department in one area distinctive to its Vision, Priority & Thrust	QIM	20	1	20
<b>7.3</b>	<b>Institutional Distinctiveness</b>		20	1	20
<b>Criterion VII – Institutional Values and Best Practices</b>			50	1	50
	<b>Criteria-wise Assessment</b>		<b>Weightage (W)</b>	<b>Score</b>	<b>Wtd Grade Point (WGP)</b>
4	Infrastructure & Learning resources		20.00	2.25	45.00
7	Institutional values & Best Practices		50.00	1.00	50.00
	<b>Overall:-</b>		70.00	1.36	95.00



**Unit / Cell / Club: Library**

**Academic and Administrative Audit - 2019-2020**

**Strengths and Weaknesses**

**Strengths :** Nil

**Weaknesses :**

- Library as a Learning Resources
- Best Practices
- Institutional Distinctiveness





**Scott Christian College (Autonomous)**  
Nagercoil – 629 003, Tamil Nadu, India



**INTERNAL QUALITY ASSURANCE CELL**

# **ACADEMIC & ADMINISTRATIVE AUDIT 2019 - 2020**

## **IQAC**

**GRADE**

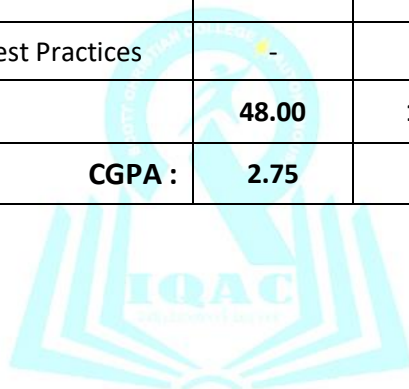
**B**

**Score : 2.75/4**

**Unit / Cell / Club: IQAC**

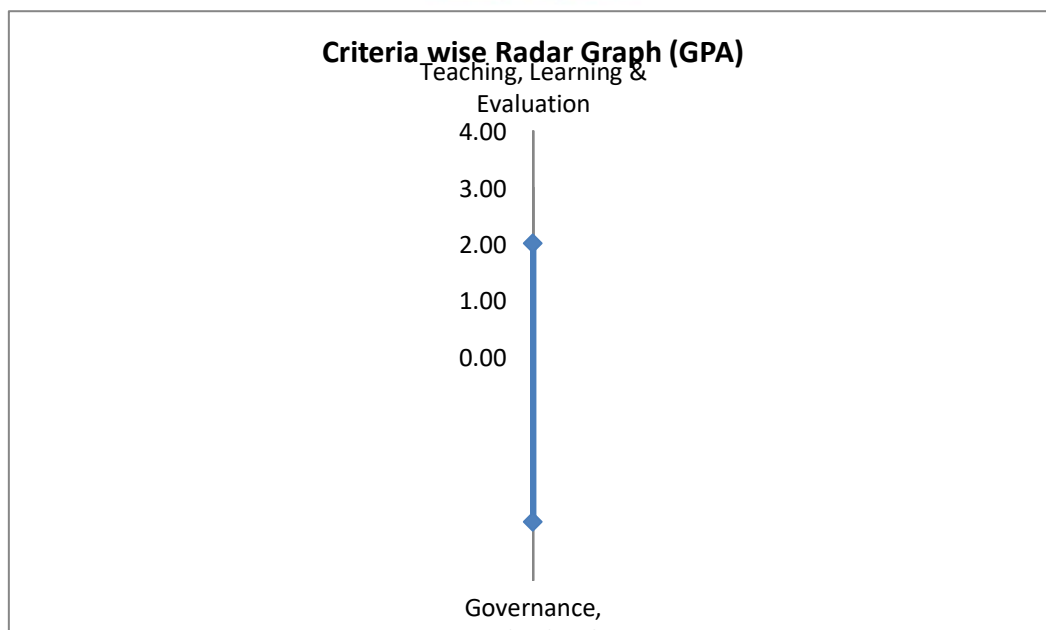
**Academic and Administrative Audit - 2019-2020**

No	Criteria	Weightage (W1)	Criterion-wise Weighted Grade Point (CrWGP1)	Grade Point Averages (CrWGP <sub>i</sub> /W <sub>i</sub> )
1	Curricular Aspects	-	-	-
2	Teaching, Learning & Evaluation	10.00	20.00	2.00
3	Research, Innovation & Extension	-	-	-
4	Infrastructure & Learning resources	-	-	-
5	Student Support & Progression	-	-	-
6	Governance, Leadership & Management	38.00	112.00	2.95
7	Institutional values & Best Practices	-	-	-
	<b>Total</b>	<b>48.00</b>	<b>132.00</b>	<b>2.75</b>
	<b>CGPA :</b>	<b>2.75</b>		



Dean IQAC

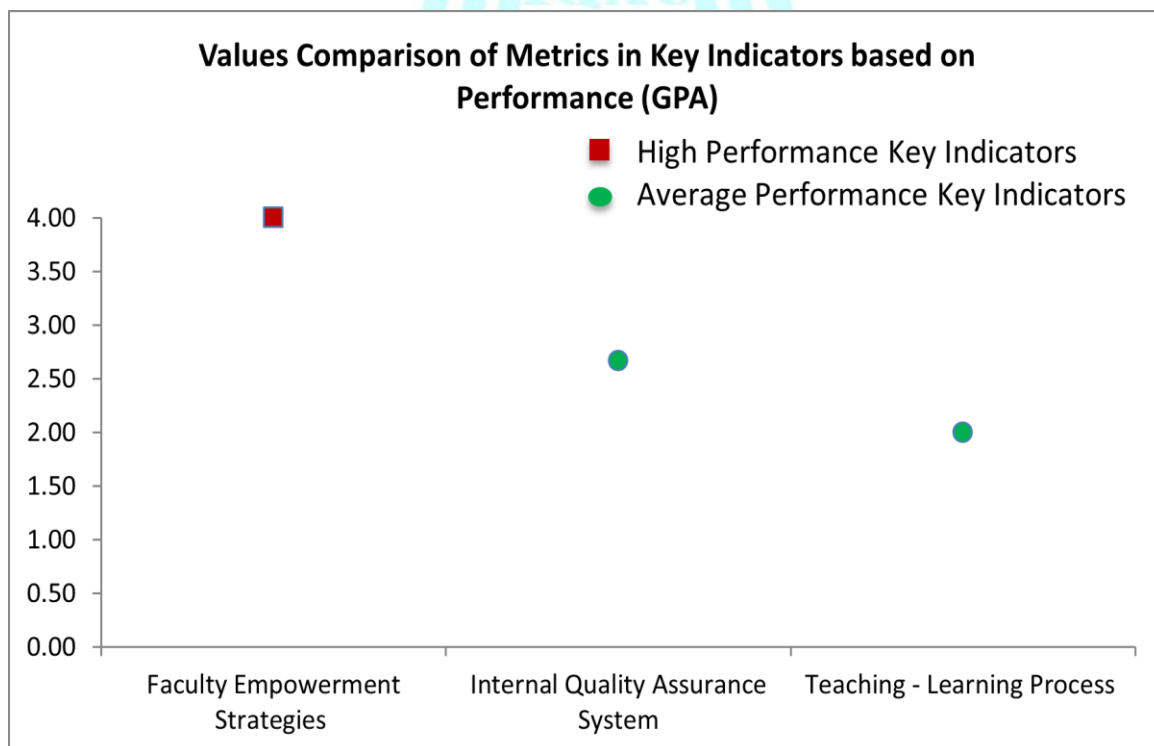
Principal



Unit / Cell / Club: IQAC

Academic and Administrative Audit - 2019-2020

No	Criteria and Key Indicators	Key Indicator Weightage ( $W_i$ )	Key Indicator Wise Weighted Grade Points ( $KIWGP_i$ )	Grade Point Averages ( $CrWGPI/W_i$ )
<b>Criterion II – Teaching-Learning and Evaluation</b>				
2.3	Teaching - Learning Process	10	20.00	2.00
	<b>Total</b>	<b>10</b>	<b>20.00</b>	<b>2.00</b>
<b>Criterion VI – Governance, Leadership and Management</b>				
6.3	Faculty Empowerment Strategies	8	32.00	4.00
6.5	Internal Quality Assurance System	30	80.00	2.67
	<b>Total</b>	<b>38</b>	<b>112.00</b>	<b>2.95</b>
	<b>Grand Total</b>	<b>48</b>	<b>132.00</b>	<b>2.75</b>



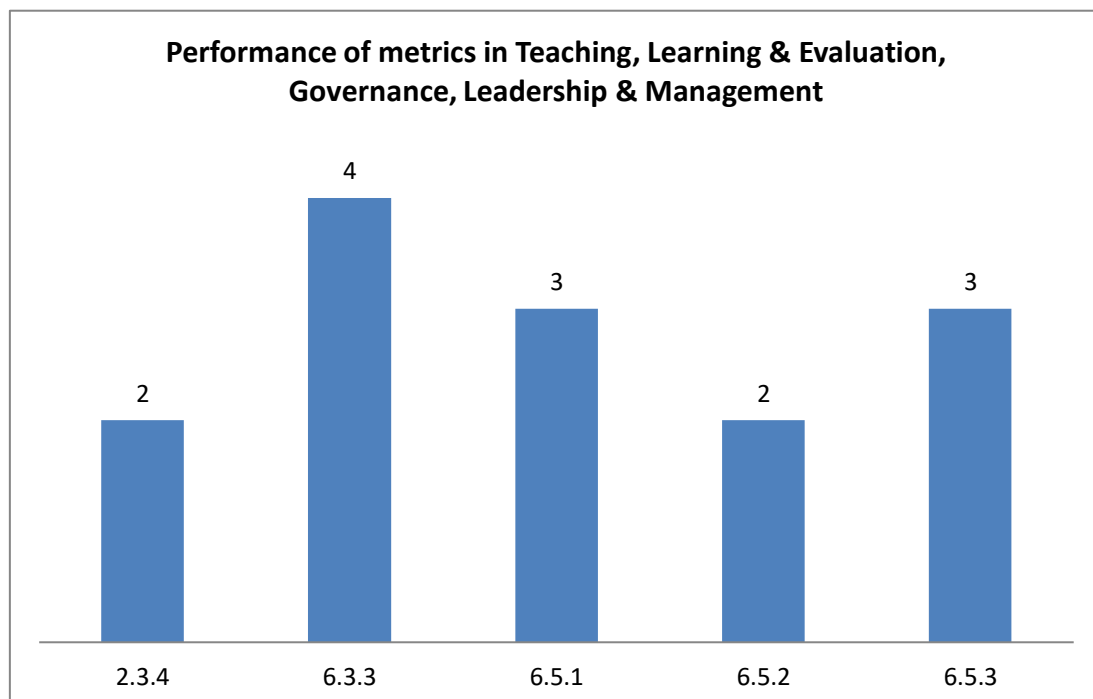


**Qualitative & Quantitative Metrics**

Metric	Parameter	QIM/ QnM	Weightage	Score	Wtd. Score
<b>Criterion II – Teaching-Learning and Evaluation</b>					
<b>2.3</b>	<b>Teaching - Learning Process</b>				
2.3.4	Preparation and adherence to Academic Calendar and Teaching plans by the institution	QIM	10	2	20
<b>2.3</b>	<b>Teaching - Learning Process</b>		<b>10</b>	<b>2</b>	<b>20</b>
<b>Criterion II – Teaching-Learning and Evaluation</b>			<b>10</b>	<b>2</b>	<b>20</b>
<b>Criterion VI – Governance, Leadership and Management</b>					
<b>6.3</b>	<b>Faculty Empowerment Strategies</b>				
6.3.3	Number of professional development / administrative training Programmes organized by the Institution for teaching and non teaching staff during 2019-2020	QnM	8	4	32
<b>6.3</b>	<b>Faculty Empowerment Strategies</b>		<b>8</b>	<b>4</b>	<b>32</b>
<b>6.5</b>	<b>Internal Quality Assurance System</b>				
6.5.1	Internal Quality Assurance Cell (IQAC) has contributed significantly for institutionalizing the quality assurance strategies and processes	QIM	10	3	<b>30</b>



6.5.2	The institution reviews its teaching learning process, structures & methodologies of operations and learning outcomes at periodic intervals through IQAC set up as per norms	QIM	10	2	<b>20</b>
6.5.3	Quality assurance initiatives of the institution include: 1. Regular meeting of Internal Quality Assurance Cell (IQAC); timely submission of Annual Quality Assurance Report (AQAR) to NAAC; Feedback collected, analysed and used for improvements 2. Collaborative quality initiatives with other institution(s) Academic Administrative Audit (AAA) and initiation of follow up action 3. Participation in NIRF 4. NBA or any other quality audit recognized by state, national or international agencies (ISO Certification)	QnM	10	3	<b>30</b>
<b>6.5</b>	<b>Internal Quality Assurance System</b>		<b>30</b>	<b>2.67</b>	<b>80</b>
<b>Criterion VI – Governance, Leadership and Management</b>			<b>38</b>	<b>2.95</b>	<b>112</b>
	<b>Criteria-wise Assessment</b>		<b>Weightage (W)</b>	<b>Score</b>	<b>Wtd Grade Point (WGP)</b>
2	Teaching, Learning & Evaluation		10.00	2.00	20.00
6	Governance, Leadership & Management		38.00	2.95	112.00
	<b>Overall:-</b>		<b>48.00</b>	<b>2.75</b>	<b>132.00</b>



**Unit / Cell / Club: IQAC**

**Academic and Administrative Audit - 2019-2020**

**Strengths and Weaknesses**

**Strengths :**

- ✓ Faculty Empowerment Strategies

**Weaknesses :**

- Internal Quality Assurance System
- Teaching - Learning Process





**Scott Christian College (Autonomous)**  
Nagercoil – 629 003, Tamil Nadu, India

**INTERNAL QUALITY ASSURANCE CELL**



# **ACADEMIC & ADMINISTRATIVE AUDIT 2019 - 2020**

## **DEAN – ARTS**

**GRADE**

**X**

**Not Participated**

**Unit / Cell / Club: Dean Arts**

**Academic and Administrative Audit - 2019-2020**

<b>No</b>	<b>Criteria</b>	<b>Weightage (W1)</b>	<b>Criterion-wise Weighted Grade Point (CrWGP1)</b>	<b>Grade Point Averages (CrWGP<sub>i</sub>/W<sub>i</sub>)</b>
1	Curricular Aspects	130.00	0.00	0.00
2	Teaching, Learning & Evaluation	75.00	0.00	0.00
3	Research, Innovation & Extension	-	-	-
4	Infrastructure & Learning resources	-	-	-
5	Student Support & Progression	-	-	-
6	Governance, Leadership & Management	18.00	0.00	0.00
7	Institutional values & Best Practices	60.00	0.00	0.00
	<b>Total</b>	<b>283.00</b>	<b>0.00</b>	<b>0</b>
	<b>CGPA :</b>	<b>0</b>		

Dean IQAC

Principal

**Unit / Cell / Club: Dean Arts**

**Academic and Administrative Audit - 2019-2020**

No	Criteria and Key Indicators	Key Indicator Weightage (W <sub>i</sub> )	Key Indicator Wise Weighted Grade Points (KIWGP) <sub>i</sub>	Grade Point Averages (CrWGPi/Wi)
<b>Criterion I – Curricular Aspects</b>				
1.1	Curriculum Design and Development	50	0.00	0.00
1.2	Academic Flexibility	40	0.00	0.00
1.3	Curriculum Enrichment	40	0.00	0.00
	<b>Total</b>	<b>130</b>	<b>0.00</b>	<b>0.00</b>
<b>Criterion II – Teaching-Learning and Evaluation</b>				
2.2	Catering to Student Diversity	15	0.00	0.00
2.3	Teaching - Learning Process	30	0.00	0.00
2.6	Student Performance and Learning Outcomes	30	0.00	0.00
	<b>Total</b>	<b>75</b>	<b>0.00</b>	<b>0.00</b>
<b>Criterion VI – Governance, Leadership and Management</b>				
6.3	Faculty Empowerment Strategies	18	0.00	0.00
	<b>Total</b>	<b>18</b>	<b>0.00</b>	<b>0.00</b>
<b>Criterion VII – Institutional Values and Best Practices</b>				
7.1	Institutional Values and Social Responsibilities	10	0.00	0.00
7.2	Best Practices	30	0.00	0.00
7.3	Institutional Distinctiveness	20	0.00	0.00
	<b>Total</b>	<b>60</b>	<b>0.00</b>	<b>0.00</b>
	<b>Grand Total</b>	<b>283</b>	<b>0.00</b>	<b>0.00</b>



## Scott Christian College (Autonomous), Nagercoil



AAA 2019 - 2020 - Assessment Sheet

Dean Arts - Not Participated; File not submitted

### Qualitative & Quantitative Metrics

Metric	Parameter	QIM/QnM	Weightage	Score	Wtd. Score
	<b>Criterion I – Curricular Aspects</b>				
<b>1.1</b>	<b>Curriculum Design and Development</b>				
1.1.1	Curricula developed/adopted having Learning Outcomes including Programme Outcomes (Pos), Programme specific outcomes (PSOs) and Course Outcomes (COs) for all the UG, PG and M.Phil programmes offered by the Department and mapped them with syllabus properly.	QIM	20	0	0
1.1.2	List of Programmes where syllabus revision was carried out during 2019-2020	QnM	20	0	0
1.1.3	Courses having focus on employability/ entrepreneurship/ skill development during 2019 - 2020	QnM	10	0	0
<b>1.1</b>	<b>Curriculum Design and Development</b>		<b>50</b>	<b>0</b>	<b>0</b>
<b>1.2</b>	<b>Academic Flexibility</b>				
1.2.1	New courses introduced of the total number of courses across all programs offered during 2019 - 2020.	QnM	20	0	0
1.2.2	Programs in which Choice Based Credit System (CBCS)/elective course system has been implemented (2019 - 2020)	QnM	20	0	0
<b>1.2</b>	<b>Academic Flexibility</b>		<b>40</b>	<b>0</b>	<b>0</b>
<b>1.3</b>	<b>Curriculum Enrichment</b>				
1.3.1	List of courses whose syllabus integrate Cross cutting Issues related to Gender/ Environment & Sustainability/Human Values & Professional Ethics.	QIM	10	0	0
1.3.2	List of Value-added courses imparting transferable and life skills offered during 2019-2020 with details of the students	QnM	10	0	0

1.3.3	(Average Percentage of students enrolled in the courses under 1.3.2 above) List of Value-added courses imparting transferable and life skills offered during 2019-2020 with details of the students	QnM	10	0	0
1.3.4	Details of students undertaking field projects / internships (2019 - 2020)	QnM	10	0	0
<b>1.3</b>	<b>Curriculum Enrichment</b>		40	0	0
<b>Criterion I – Curricular Aspects</b>			130	0	0
<b>Criterion II – Teaching-Learning and Evaluation</b>					
<b>2.2</b>	<b>Catering to Student Diversity</b>				
2.2.1	The institution assesses the learning levels of the students, after admission and organises special programs for advanced learners and slow learners	QIM	15	0	0
<b>2.2</b>	<b>Catering to Student Diversity</b>		15	0	0
<b>2.3</b>	<b>Teaching - Learning Process</b>				
2.3.1	Student centric methods, such as experiential learning, participative learning and problem solving methodologies are used for enhancing learning experiences	QIM	15	0	0
2.3.2	Teachers use ICT enabled tools including online resources for effective teaching and learning process	QIM	15	0	0
<b>2.3</b>	<b>Teaching - Learning Process</b>		30	0	0
<b>2.6</b>	<b>Student Performance and Learning Outcomes</b>				
2.6.1	i) Provide the web link displaying Programme Outcomes(PO)/Programme Specific Outcomes (PSO) / Course Outcomes (CO) for all programmes offered by the Department.	QIM	20	0	0
2.6.2	Evaluation of attainment of PO, PSO & CO	QIM	10	0	0
<b>2.6</b>	<b>Student Performance and Learning Outcomes</b>		30	0	0
<b>Criterion II – Teaching-Learning and Evaluation</b>			75	0	0

	<b>Criterion VI – Governance, Leadership and Management</b>				
<b>6.3</b>	<b>Faculty Empowerment Strategies</b>				
6.3.3	Number of professional development / administrative training Programmes organized by the Institution for teaching and non teaching staff during 2019-2020	QnM	8	0	0
6.3.4	Teachers attending professional development Programmes, viz., Orientation Programme, Refresher Course, Short Term Course, Faculty Development Programmes during 2019-2020	QnM	10	0	0
<b>6.3</b>	<b>Faculty Empowerment Strategies</b>		<b>18</b>	<b>0</b>	<b>0</b>
<b>Criterion VI – Governance, Leadership and Management</b>			<b>18</b>	<b>0</b>	<b>0</b>
	<b>Criterion VII – Institutional Values and Best Practices</b>				
<b>7.1</b>	<b>Institutional Values and Social Responsibilities</b>				
7.1.6	Quality audits on environment and energy are regularly undertaken by the institution (Weightage 5 QnM) The institutional environment and energy initiatives are confirmed through the following 1.Green audit 2. Energy audit 3.Environment audit 4.Clean and green campus recognitions/awards 5. Beyond the campus environmental promotional activities	QnM	5	0	0
7.1.10	Code of conduct for students, teachers, administrators and other staff and conducts periodic programmes in this regard. 1. The Code of Conduct is displayed on the website 2. There is a committee to monitor adherence to the Code of Conduct 3. Institution organizes professional ethics programmes for students, teachers, administrators and other staff 4. Annual awareness programmes on Code of Conduct are organized	QnM	5	0	0
<b>7.1</b>	<b>Institutional Values and Social Responsibilities</b>		<b>10</b>	<b>0</b>	<b>0</b>



<b>7.2</b>	<b>Best Practices</b>				
7.2.1	Describe any one best practice followed by the Department / Cell / Body / Committee / Club/Unit	QIM	30	0	0
<b>7.2</b>	<b>Best Practices</b>		30	0	0
<b>7.3</b>	<b>Institutional Distinctiveness</b>				
7.3.1	Describe/Explain the performance the Department in one area distinctive to its Vision, Priority & Thrust	QIM	20	0	0
<b>7.3</b>	<b>Institutional Distinctiveness</b>		20	0	0
<b>Criterion VII – Institutional Values and Best Practices</b>			60	0	0
	<b>Criteria-wise Assessment</b>		<b>Weightage (W)</b>	<b>Score</b>	<b>Wtd Grade Point (WGP)</b>
1	Curricular Aspects		130.00	0.00	0.00
2	Teaching, Learning & Evaluation		75.00	0.00	0.00
6	Governance, Leadership & Management		18.00	0.00	0.00
7	Institutional values & Best Practices		60.00	0.00	0.00
	Overall:-		283.00	0.00	0.00

### Strengths and Weaknesses

**Strengths : –**

**Weaknesses : –**



**Scott Christian College (Autonomous)**  
Nagercoil – 629 003, Tamil Nadu, India

**INTERNAL QUALITY ASSURANCE CELL**



# **ACADEMIC & ADMINISTRATIVE AUDIT 2019 - 2020**

## **DEAN – SCIENCE**

**GRADE**

**X**

**Not Participated**

**Unit / Cell / Club: Dean - Science**

**Academic and Administrative Audit - 2019-2020**

No	Criteria	Weightage (W1)	Criterion-wise Weighted Grade Point (CrWGP1)	Grade Point Averages (CrWGP <sub>i</sub> /W <sub>i</sub> )
1	Curricular Aspects	130.00	0.00	0.00
2	Teaching, Learning & Evaluation	75.00	0.00	0.00
3	Research, Innovation & Extension	-	-	-
4	Infrastructure & Learning resources	-	-	-
5	Student Support & Progression	-	-	-
6	Governance, Leadership & Management	18.00	0.00	0.00
7	Institutional values & Best Practices	60.00	0.00	0.00
	<b>Total</b>	<b>283.00</b>	<b>0.00</b>	<b>0.00</b>
	<b>CGPA :</b>	<b>0</b>		

Dean IQAC

Principal

**Unit / Cell / Club: Dean - Science**

**Academic and Administrative Audit - 2019-2020**

No	Criteria and Key Indicators	Key Indicator Weightage (W <sub>i</sub> )	Key Indicator Wise Weighted Grade Points (KIWGP) <sub>i</sub>	Grade Point Averages (CrWGPI/W <sub>i</sub> )
<b>Criterion I – Curricular Aspects</b>				
1.1	Curriculum Design and Development	50	0.00	0.00
1.2	Academic Flexibility	40	0.00	0.00
1.3	Curriculum Enrichment	40	0.00	0.00
	<b>Total</b>	<b>130</b>	<b>0.00</b>	<b>0.00</b>
<b>Criterion II – Teaching-Learning and Evaluation</b>				
2.2	Catering to Student Diversity	15	0.00	0.00
2.3	Teaching - Learning Process	30	0.00	0.00
2.6	Student Performance and Learning Outcomes	30	0.00	0.00
	<b>Total</b>	<b>75</b>	<b>0.00</b>	<b>0.00</b>
<b>Criterion VI – Governance, Leadership and Management</b>				
6.3	Faculty Empowerment Strategies	18	0.00	0.00
	<b>Total</b>	<b>18</b>	<b>0.00</b>	<b>0.00</b>
<b>Criterion VII – Institutional Values and Best Practices</b>				
7.1	Institutional Values and Social Responsibilities	10	0.00	0.00
7.2	Best Practices	30	0.00	0.00
7.3	Institutional Distinctiveness	20	0.00	0.00
	<b>Total</b>	<b>60</b>	<b>0.00</b>	<b>0.00</b>
	<b>Grand Total</b>	<b>283</b>	<b>0.00</b>	<b>0.00</b>



## Scott Christian College (Autonomous), Nagercoil

AAA 2019 - 2020 - Assessment Sheet

Dean Science - Not Participated; File not Submitted



### Qualitative & Quantitative Metrics

Metric	Parameter	QIM/ QnM	Weightage	Score	Wtd. Score
<b>Criterion I – Curricular Aspects</b>					
<b>1.1</b>	<b>Curriculum Design and Development</b>				
1.1.1	Curricula developed/adopted having Learning Outcomes including Programme Outcomes (Pos), Programme specific outcomes (PSOs) and Course Outcomes (COs) for all the UG, PG and M.Phil programmes offered by the Department and mapped them with syllabus properly.	QIM	20	0	0
1.1.2	List of Programmes where syllabus revision was carried out during 2019-2020	QnM	20	0	0
1.1.3	Courses having focus on employability/ entrepreneurship/ skill development during 2019 - 2020	QnM	10	0	0
<b>1.1</b>	<b>Curriculum Design and Development</b>		<b>50</b>	<b>0</b>	<b>0</b>
<b>1.2</b>	<b>Academic Flexibility</b>				
1.2.1	New courses introduced of the total number of courses across all programs offered during 2019 - 2020.	QnM	20	0	0
1.2.2	Programs in which Choice Based Credit System (CBCS)/elective course system has been implemented (2019 - 2020)	QnM	20	0	0
<b>1.2</b>	<b>Academic Flexibility</b>		<b>40</b>	<b>0</b>	<b>0</b>
<b>1.3</b>	<b>Curriculum Enrichment</b>				
1.3.1	List of courses whose syllabus integrate Cross cutting Issues related to Gender/ Environment & Sustainability/Human Values & Professional Ethics.	QIM	10	0	0
1.3.2	List of Value-added courses imparting transferable and life skills offered during 2019-2020 with details of the students	QnM	10	0	0
1.3.3	(Average Percentage of students enrolled in the courses under 1.3.2 above) List of Value-added courses imparting transferable and life skills offered during 2019-2020 with details of the students	QnM	10	0	0

1.3.4	Details of students undertaking field projects / internships (2019 - 2020)	QnM	10	0	0
<b>1.3</b>	<b>Curriculum Enrichment</b>		40	0	0
<b>Criterion I – Curricular Aspects</b>			130	0	0
<b>Criterion II – Teaching-Learning and Evaluation</b>					
<b>2.2</b>	<b>Catering to Student Diversity</b>				
2.2.1	The institution assesses the learning levels of the students, after admission and organises special programs for advanced learners and slow learners	QIM	15	0	0
<b>2.2</b>	<b>Catering to Student Diversity</b>		15	0	0
<b>2.3</b>	<b>Teaching - Learning Process</b>				
2.3.1	Student centric methods, such as experiential learning, participative learning and problem solving methodologies are used for enhancing learning experiences	QIM	15	0	0
2.3.2	Teachers use ICT enabled tools including online resources for effective teaching and learning process	QIM	15	0	0
<b>2.3</b>	<b>Teaching - Learning Process</b>		30	0	0
<b>2.6</b>	<b>Student Performance and Learning Outcomes</b>				
2.6.1	i) Provide the web link displaying Programme Outcomes(PO)/Programme Specific Outcomes (PSO) / Course Outcomes (CO) for all programmes offered by the Department.	QIM	20	0	0
2.6.2	Evaluation of attainment of PO, PSO & CO	QIM	10	0	0
<b>2.6</b>	<b>Student Performance and Learning Outcomes</b>		30	0	0
<b>Criterion II – Teaching-Learning and Evaluation</b>			75	0	0
<b>Criterion VI – Governance, Leadership and Management</b>					
<b>6.3</b>	<b>Faculty Empowerment Strategies</b>				
6.3.3	Number of professional development / administrative training Programmes organized by the Institution for teaching and non teaching staff during 2019-2020	QnM	8	0	0
6.3.4	Teachers attending professional development Programmes, viz., Orientation Programme, Refresher Course, Short Term Course, Faculty Development Programmes during 2019-2020	QnM	10	0	0
<b>6.3</b>	<b>Faculty Empowerment Strategies</b>		18	0	0
<b>Criterion VI – Governance, Leadership and Management</b>			18	0	0

	<b>Criterion VII – Institutional Values and Best Practices</b>				
<b>7.1</b>	<b>Institutional Values and Social Responsibilities</b>				
7.1.6	Quality audits on environment and energy are regularly undertaken by the institution (Weightage 5 QnM) The institutional environment and energy initiatives are confirmed through the following 1.Green audit 2. Energy audit 3.Environment audit 4.Clean and green campus recognitions/awards 5. Beyond the campus environmental promotional activities	QnM	5	0	0
7.1.10	Code of conduct for students, teachers, administrators and other staff and conducts periodic programmes in this regard. 1. The Code of Conduct is displayed on the website 2. There is a committee to monitor adherence to the Code of Conduct 3. Institution organizes professional ethics programmes for students, teachers, administrators and other staff 4. Annual awareness programmes on Code of Conduct are organized	QnM	5	0	0
<b>7.1</b>	<b>Institutional Values and Social Responsibilities</b>		10	0	0
<b>7.2</b>	<b>Best Practices</b>				
7.2.1	Describe any one best practice followed by the Department / Cell / Body / Committee / Club/Unit	QIM	30	0	0
<b>7.2</b>	<b>Best Practices</b>		30	0	0
<b>7.3</b>	<b>Institutional Distinctiveness</b>				
7.3.1	Describe/Explain the performance the Department in one area distinctive to its Vision, Priority & Thrust	QIM	20	0	0
<b>7.3</b>	<b>Institutional Distinctiveness</b>		20	0	0
<b>Criterion VII – Institutional Values and Best Practices</b>			60	0	0

	Criteria-wise Assessment		Weightage (W)	Score	Wtd Grade Point (WGP)
1	Curricular Aspects		130.00	0.00	0.00
2	Teaching, Learning & Evaluation		75.00	0.00	0.00
6	Governance, Leadership & Management		18.00	0.00	0.00
7	Institutional values & Best Practices		60.00	0.00	0.00
	Overall:-		283.00	0.00	0.00

### Strengths and Weaknesses

**Strengths : –**

**Weaknesses : –**







**Scott Christian College (Autonomous)**  
Nagercoil – 629 003, Tamil Nadu, India

**INTERNAL QUALITY ASSURANCE CELL**



# **ACADEMIC & ADMINISTRATIVE AUDIT 2019 - 2020**

## **DEAN – RESEARCH**

**GRADE**

**D**

**Score : 1.44/4**

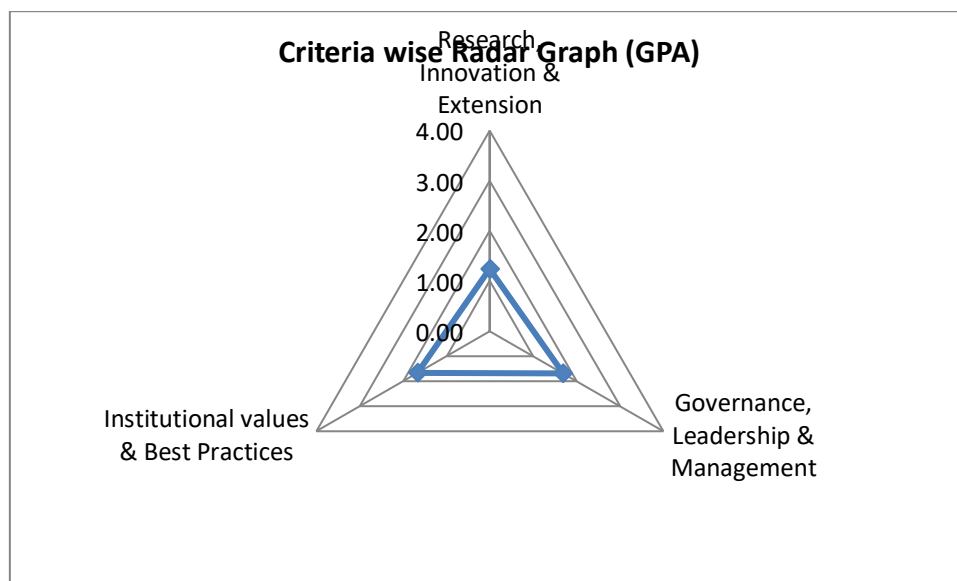
**Unit / Cell / Club: Dean - Research**

**Academic and Administrative Audit - 2019-2020**

No	Criteria	Weightage (W1)	Criterion-wise Weighted Grade Point (CrWGP1)	Grade Point Averages (CrWGP <sub>i</sub> /W <sub>i</sub> )
1	Curricular Aspects	-	-	-
2	Teaching, Learning & Evaluation	-	-	-
3	Research, Innovation & Extension	100.00	124.00	1.24
4	Infrastructure & Learning resources	-	-	-
5	Student Support & Progression	-	-	-
6	Governance, Leadership & Management	26.00	44.00	1.69
7	Institutional values & Best Practices	60.00	100.00	1.67
	<b>Total</b>	<b>186.00</b>	<b>268.00</b>	<b>1.44</b>
	<b>CGPA :</b>	<b>1.44</b>		

Dean IQAC

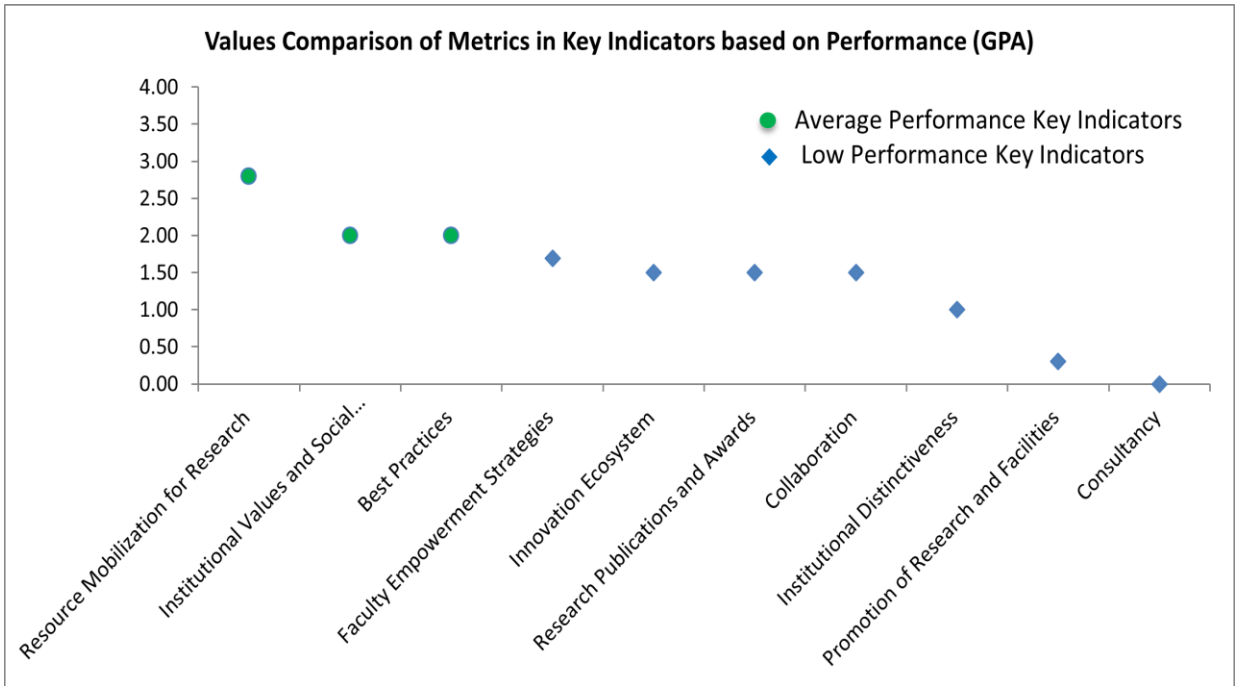
Principal



**Unit / Cell / Club: Dean - Research**

**Academic and Administrative Audit - 2019-2020**

No	Criteria and Key Indicators	Key Indicator Weightage (W <sub>i</sub> )	Key Indicator Wise Weighted Grade Points (KIWGP) <sub>i</sub>	Grade Point Averages (CrWGPI/W <sub>i</sub> )
<b>Criterion III – Research, Innovations and Extension</b>				
3.1	Promotion of Research and Facilities	20	6.00	0.30
3.2	Resource Mobilization for Research	10	28.00	2.80
3.3	Innovation Ecosystem	10	15.00	1.50
3.4	Research Publications and Awards	30	45.00	1.50
3.5	Consultancy	10	0.00	0.00
3.7	Collaboration	20	30.00	1.50
	<b>Total</b>	<b>100</b>	<b>124.00</b>	<b>1.24</b>
<b>Criterion VI – Governance, Leadership and Management</b>				
6.3	Faculty Empowerment Strategies	26	44.00	1.69
	<b>Total</b>	<b>26</b>	<b>44.00</b>	<b>1.69</b>
<b>Criterion VII – Institutional Values and Best Practices</b>				
7.1	Institutional Values and Social Responsibilities	10	20.00	2.00
7.2	Best Practices	30	60.00	2.00
7.3	Institutional Distinctiveness	20	20.00	1.00
	<b>Total</b>	<b>60</b>	<b>100.00</b>	<b>1.67</b>
	<b>Grand Total</b>	<b>186</b>	<b>268.00</b>	<b>1.44</b>





## Scott Christian College (Autonomous), Nagercoil



AAA 2019 - 2020 - Assessment Sheet

Dean Research

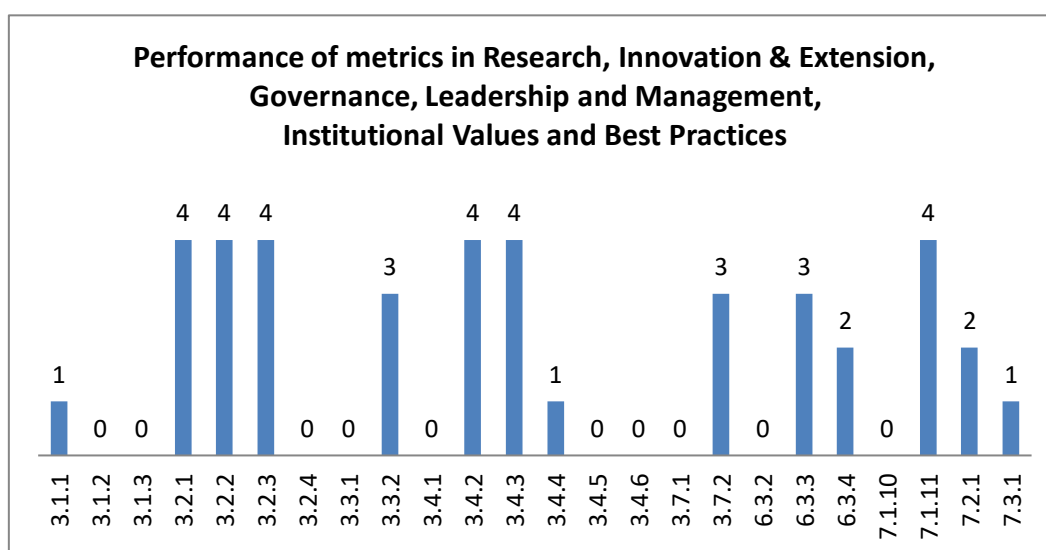
### Qualitative & Quantitative Metrics

Metric	Parameter	QIM/ QnM	Weightage	Score	Wtd. Score
	<b>Criterion III – Research, Innovations and Extension</b>				
<b>3.1</b>	<b>Promotion of Research and Facilities</b>				
3.1.1	The institution has a well defined policy for promotion of research and the same is uploaded on the institutional website	QIM	6	1	6
3.1.2	The institution provides seed money to its teachers for research	QnM	8	0	0
3.1.3	Number of teachers awarded national/ international fellowship for advanced studies/ research during 2019-2020	QnM	6	0	0
<b>3.1</b>	<b>Promotion of Research and Facilities</b>		20	0.3	6
<b>3.2</b>	<b>Resource Mobilization for Research</b>				
3.2.1	Grants for research projects sponsored by the government, non-government sources such as industry, corporate houses, international bodies, endowments, Chairs in the institution during 2019-2020	QnM	2	4	8
3.2.2	Number of teachers having research projects during the 2019 - 2020	QnM	2	4	8
3.2.3	Teachers recognised as research guides	QnM	3	4	12
3.2.4	Number of research projects per teacher funded by government and non-government agencies during 2019-2020	QnM	3	0	0
<b>3.2</b>	<b>Resource Mobilization for Research</b>		10	2.8	28
<b>3.3</b>	<b>Innovation Ecosystem</b>				
3.3.1	What are the innovation done by the Department / Club including Incubation Centre and other initiatives for creation and transfer of knowledge?	QIM	5	0	0

3.3.2	Number of workshops/seminars conducted on Research Methodology, Intellectual Property Rights (IPR) and entrepreneurship and skills development Industry-Academia Innovative practices during 2019-2020	QnM	5	3	15
<b>3.3</b>	<b>Innovation Ecosystem</b>		10	1.5	15
<b>3.4</b>	<b>Research Publications and Awards</b>				
3.4.1	The institution has a stated Code of Ethics to check malpractices and plagiarism in Research	QnM	5	0	0
3.4.2	Number of Ph.D.s registered per teacher during 2019-2020	QnM	5	4	20
3.4.3	Number of research papers per teacher in the Journals notified on UGC website during 2019-2020	QnM	5	4	20
3.4.4	Number of books and chapters in edited volumes / books published, and papers in national/international conference - proceedings per teacher during 2019-2020	QnM	5	1	5
3.4.5	Bibliometrics of the publications during 2019-2020 based on average citation index in Scopus/ Web of Science or Pub Med/ Indian Citation Index	QnM	5	0	0
3.4.6	Bibliometrics of the publications during 2019-2020 based on Scopus/ Web of Science – h-index of the Department	QnM	5	0	0
<b>3.4</b>	<b>Research Publications and Awards</b>		30	1.5	45
<b>3.5</b>	<b>Consultancy</b>				
3.5.1	Revenue generated from consultancy corporate training during 2019-2020	QnM	5	0	0
3.5.2	Amount spent on developing facilities, training teachers and staff for undertaking consultancy during 2019 - 2020 (in Lakhs)	QnM	5	0	0
<b>3.5</b>	<b>Consultancy</b>		10	0	0
<b>3.7</b>	<b>Collaboration</b>				
3.7.1	Number of Collaborative activities for research, faculty exchange, student exchange / internship/ on –the-job training/ project work	QnM	10	0	0

3.7.2	Number of functional MoUs with institutions of national, international importance, other universities, industries, corporate houses etc. during 2019-2020	QnM	10	3	30
<b>3.7</b>	<b>Collaboration</b>		20	1.5	30
<b>Criterion III – Research, Innovations and Extension</b>			100	1.24	124
<b>Criterion VI – Governance, Leadership and Management</b>					
<b>6.3</b>	<b>Faculty Empowerment Strategies</b>				
6.3.2	Teachers provided with financial support to attend conferences / workshops and towards membership fee of professional bodies during 2019-2020	QnM	8	0	0
6.3.3	Number of professional development / administrative training Programmes organized by the Institution for teaching and non teaching staff during 2019-2020	QnM	8	3	24
6.3.4	Teachers attending professional development Programmes, viz., Orientation Programme, Refresher Course, Short Term Course, Faculty Development Programmes during 2019-2020	QnM	10	2	20
<b>6.3</b>	<b>Faculty Empowerment Strategies</b>		26	1.69	44
<b>Criterion VI – Governance, Leadership and Management</b>			26	1.69	44
<b>Criterion VII – Institutional Values and Best Practices</b>					
<b>7.1</b>	<b>Institutional Values and Social Responsibilities</b>				
7.1.10	Code of conduct for students, teachers, administrators and other staff and conducts periodic programmes in this regard. 1. The Code of Conduct is displayed on the website 2. There is a committee to monitor adherence to the Code of Conduct 3. Institution organizes professional ethics programmes for students, teachers, administrators and other staff 4. Annual awareness programmes on Code of Conduct are organized	QnM	5	0	0

7.1.11	Institution celebrates / organizes national and international commemorative days, events and festivals	QIM	5	4	20
<b>7.1</b>	<b>Institutional Values and Social Responsibilities</b>		10	2	20
<b>7.2</b>	<b>Best Practices</b>				
7.2.1	Describe any one best practice followed by the Department / Cell / Body / Committee / Club/Unit	QIM	30	2	60
<b>7.2</b>	<b>Best Practices</b>		30	2	60
<b>7.3</b>	<b>Institutional Distinctiveness</b>				
7.3.1	Describe/Explain the performance the Department in one area distinctive to its Vision, Priority & Thrust	QIM	20	1	20
<b>7.3</b>	<b>Institutional Distinctiveness</b>		20	1	20
<b>Criterion VII – Institutional Values and Best Practices</b>			60	1.67	100
<b>Criteria-wise Assessment</b>			<b>Weightage (W)</b>	<b>Score</b>	<b>Wtd Grade Point (WGP)</b>
3	Research, Innovation & Extension		100.00	1.24	124.00
6	Governance, Leadership & Management		26.00	1.69	44.00
7	Institutional values & Best Practices		60.00	1.67	100.00
<b>Overall:-</b>			186.00	1.44	268.00





**Unit / Cell / Club: Dean - Research**

**Academic and Administrative Audit - 2019-2020**

**Strengths and Weaknesses**

**Strengths : Nil**

**Weaknesses :**

- Resource Mobilization for Research
- Institutional Values and Social Responsibilities
- Best Practices
- Faculty Empowerment Strategies
- Innovation Ecosystem
- Research Publications and Awards
- Collaboration
- Institutional Distinctiveness
- Promotion of Research and Facilities
- Consultancy





**Scott Christian College (Autonomous)**  
Nagercoil – 629 003, Tamil Nadu, India

**INTERNAL QUALITY ASSURANCE CELL**



# **ACADEMIC & ADMINISTRATIVE AUDIT 2019 - 2020**

## **DEAN - STUDENT WELFARE**

**GRADE**

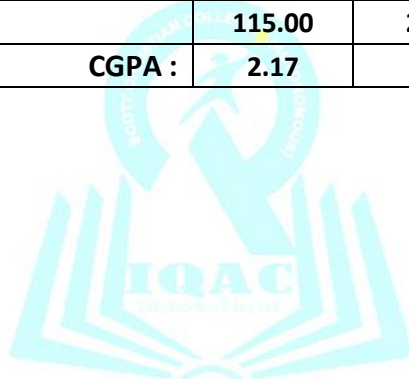
**B**

**Score : 2.17/4**

**Unit / Cell / Club: Dean - Student Welfare**

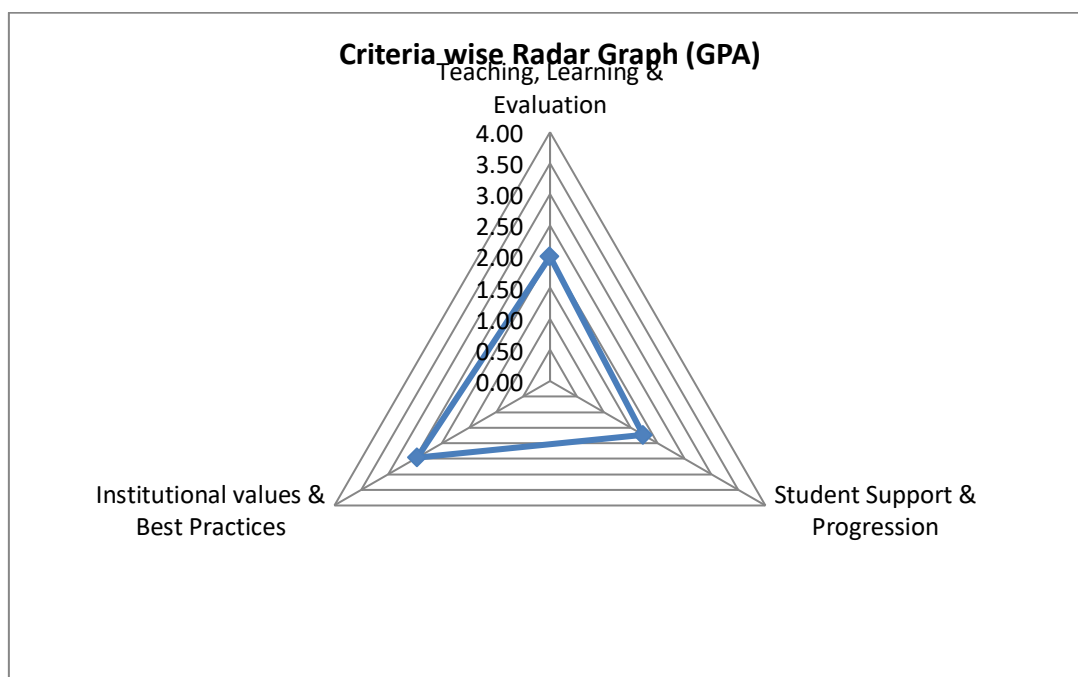
**Academic and Administrative Audit - 2019-2020**

No	Criteria	Weightage (W1)	Criterion-wise Weighted Grade Point (CrWGP1)	Grade Point Averages (CrWGP <sub>i</sub> /W <sub>i</sub> )
1	Curricular Aspects	-	-	-
2	Teaching, Learning & Evaluation	10.00	20.00	2.00
3	Research, Innovation & Extension	-	-	-
4	Infrastructure & Learning resources	-	-	-
5	Student Support & Progression	40.00	69.00	1.73
6	Governance, Leadership & Management	-	-	-
7	Institutional values & Best Practices	65.00	160.00	2.46
	<b>Total</b>	<b>115.00</b>	<b>249.00</b>	<b>2.17</b>
	<b>CGPA :</b>	<b>2.17</b>		



Dean IQAC

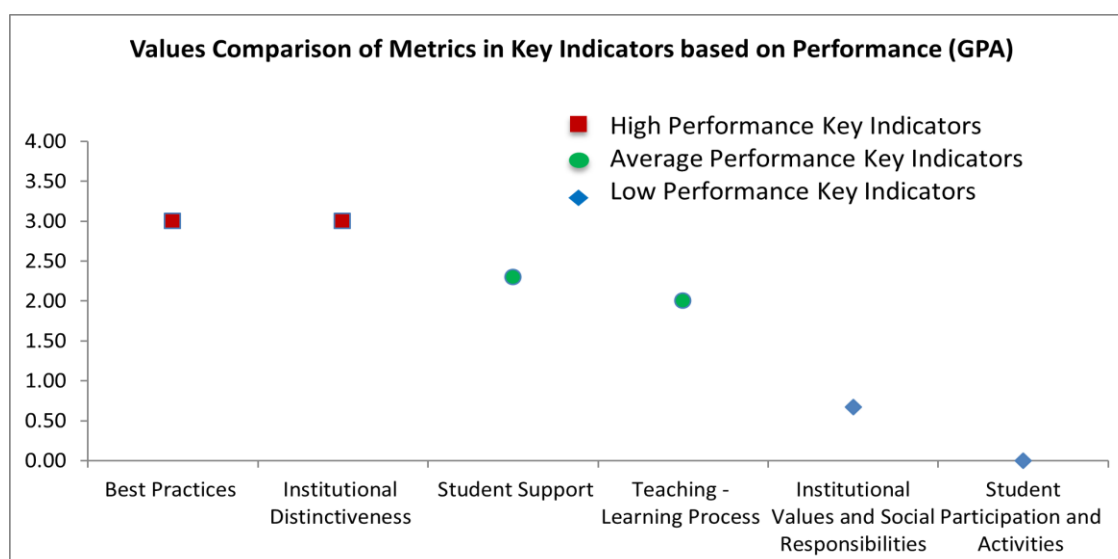
Principal



**Unit / Cell / Club: Dean - Student Welfare**

**Academic and Administrative Audit - 2019-2020**

No	Criteria and Key Indicators	Key Indicator Weightage (W <sub>i</sub> )	Key Indicator Wise Weighted Grade Points (KIWGP) <sub>i</sub>	Grade Point Averages (CrWGPI/W <sub>i</sub> )
<b>Criterion II – Teaching-Learning and Evaluation</b>				
2.3	Teaching - Learning Process	10	20.00	2.00
	<b>Total</b>	<b>10</b>	<b>20.00</b>	<b>2.00</b>
<b>Criterion V - Student Support and Progression</b>				
5.1	Student Support	30	69.00	2.30
5.3	Student Participation and Activities	10	0.00	0.00
	<b>Total</b>	<b>40</b>	<b>69.00</b>	<b>1.73</b>
<b>Criterion VII – Institutional Values and Best Practices</b>				
7.1	Institutional Values and Social Responsibilities	15	10.00	0.67
7.2	Best Practices	30	90.00	3.00
7.3	Institutional Distinctiveness	20	60.00	3.00
	<b>Total</b>	<b>65</b>	<b>160.00</b>	<b>2.46</b>
	<b>Grand Total</b>	<b>115</b>	<b>249.00</b>	<b>2.17</b>





## Scott Christian College (Autonomous), Nagercoil

AAA 2019 - 2020 - Assessment Sheet

Dean - Student Welfare



### Qualitative & Quantitative Metrics

Metric	Parameter	QIM/QnM	Weightage	Score	Wtd. Score
	<b>Criterion II – Teaching-Learning and Evaluation</b>				
<b>2.3</b>	<b>Teaching - Learning Process</b>				
2.3.3	Ratio of students to mentor for academic and stress related issues (current year data)	QnM	10	2	20
<b>2.3</b>	<b>Teaching - Learning Process</b>		10	2	20
<b>Criterion II – Teaching-Learning and Evaluation</b>			10	2	20
	<b>Criterion V - Student Support and Progression</b>				
<b>5.1</b>	<b>Student Support</b>				
5.1.1	Students benefited by scholarships and freeships provided by the Government during 2019 -20	QnM	6	4	24
5.1.2	Students benefited by scholarships, freeships, etc. provided by the institution besides government/non-government agencies schemes during 2019-2020	QnM	5	1	5
5.1.3	Number of capability enhancement and development schemes 1. Soft skills 2. Language and communication skills 3. Life skills (Yoga, physical fitness, health and hygiene) 4. Awareness of trends in technology (Opt one)	QnM	8	2	16
5.1.4	Students benefited by guidance for competitive examinations and career counseling offered by the institution during 2019-2020	QnM	6	4	24
5.1.5	The institution has a transparent mechanism for timely redressal of student grievances including sexual harassment and ragging cases	QnM	5	0	0
<b>5.1</b>	<b>Student Support</b>		30	2.3	69

<b>5.3</b>	<b>Student Participation and Activities</b>				
5.3.2	Presence of an active Student Council & representation of students on academic & administrative bodies/committees	QIM	10	0	0
<b>5.3</b>	<b>Student Participation and Activities</b>		10	0	0
<b>Criterion V - Student Support and Progression</b>			40	1.73	69
<b>Criterion VII – Institutional Values and Best Practices</b>					
<b>7.1</b>	<b>Institutional Values and Social Responsibilities</b>				
7.1.1	Number of gender equity promotion Programmes organized by the department/club/cell/ unit during 2019-2020	QIM	5	0	0
7.1.2	The Department / Cell / Body / Committee / Club/Unit has facilities for alternate sources of energy and energy conservation measures such as : 1. Solar energy 2. Biogas plant 3. Wheeling to the Grid 4. Sensor-based energy conservation 5. Use of LED bulbs/ power efficient equipment	QnM	5	0	0
7.1.10	Code of conduct for students, teachers, administrators and other staff and conducts periodic programmes in this regard. 1. The Code of Conduct is displayed on the website 2. There is a committee to monitor adherence to the Code of Conduct 3. Institution organizes professional ethics programmes for students, teachers, administrators and other staff 4. Annual awareness programmes on Code of Conduct are organized	QnM	5	2	10
<b>7.1</b>	<b>Institutional Values and Social Responsibilities</b>		15	0.67	10
<b>7.2</b>	<b>Best Practices</b>				
7.2.1	Describe any one best practice followed by the Department / Cell / Body / Committee / Club/Unit	QIM	30	3	90
<b>7.2</b>	<b>Best Practices</b>		30	3	90

<b>7.3</b>	<b>Institutional Distinctiveness</b>				
7.3.1	Describe/Explain the performance the Department in one area distinctive to its Vision, Priority & Thrust	QIM	20	3	60
<b>7.3</b>	<b>Institutional Distinctiveness</b>		20	3	60
<b>Criterion VII – Institutional Values and Best Practices</b>			65	2.46	160
	<b>Criteria-wise Assessment</b>		<b>Weightage (W)</b>	<b>Score</b>	<b>Wtd Grade Point (WGP)</b>
2	Teaching, Learning & Evaluation		10.00	2.00	20.00
5	Student Support & Progression		40.00	1.73	69.00
7	Institutional values & Best Practices		65.00	2.46	160.00
	Overall:-		115.00	2.17	249.00



**Unit / Cell / Club: Dean - Student Welfare**  
**Academic and Administrative Audit - 2019-2020**

**Strengths and Weaknesses**

**Strengths :**

- ✓ Best Practices
- ✓ Institutional Distinctiveness

**Weaknesses :**

- Student Support
- Teaching - Learning Process
- Institutional Values and Social Responsibilities
- Student Participation and Activities







**Scott Christian College (Autonomous)**  
Nagercoil – 629 003, Tamil Nadu, India

**INTERNAL QUALITY ASSURANCE CELL**



# **ACADEMIC & ADMINISTRATIVE AUDIT 2019 - 2020**

## **DEAN – PLACEMENT**

**GRADE**

**D**

**Score : 1.43/4**

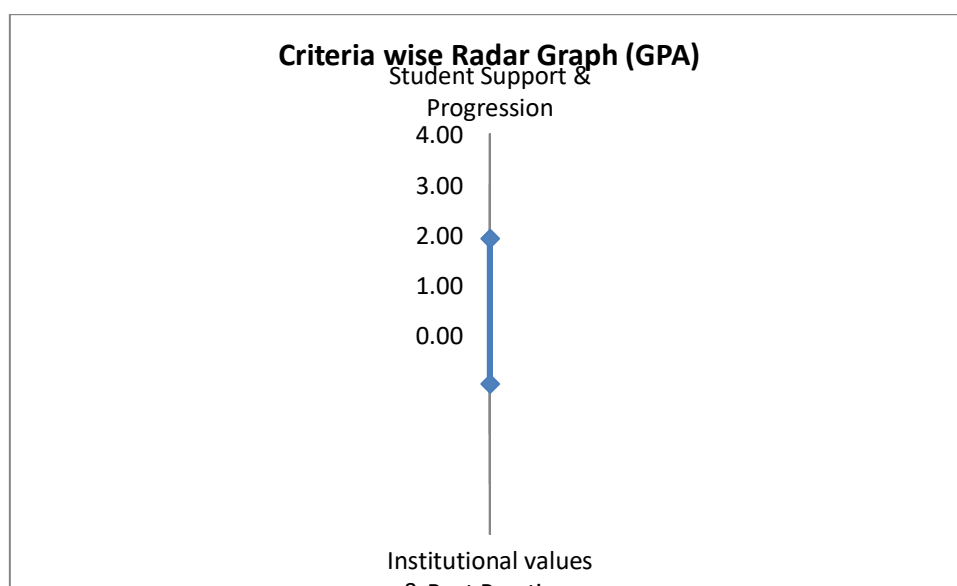
## Unit / Cell / Club: Placement

### Academic and Administrative Audit - 2019-2020

No	Criteria	Weightage (W1)	Criterion-wise Weighted Grade Point (CrWGP1)	Grade Point Averages (CrWGP <sub>i</sub> /W <sub>i</sub> )
1	Curricular Aspects	-	-	-
2	Teaching, Learning & Evaluation	-	-	-
3	Research, Innovation & Extension	-	-	-
4	Infrastructure & Learning resources	-	-	-
5	Student Support & Progression	44.00	84.00	1.91
6	Governance, Leadership & Management	-	-	-
7	Institutional values & Best Practices	50.00	50.00	1.00
	<b>Total</b>	<b>94.00</b>	<b>134.00</b>	<b>1.43</b>
	<b>CGPA :</b>	<b>1.43</b>		

Dean IQAC

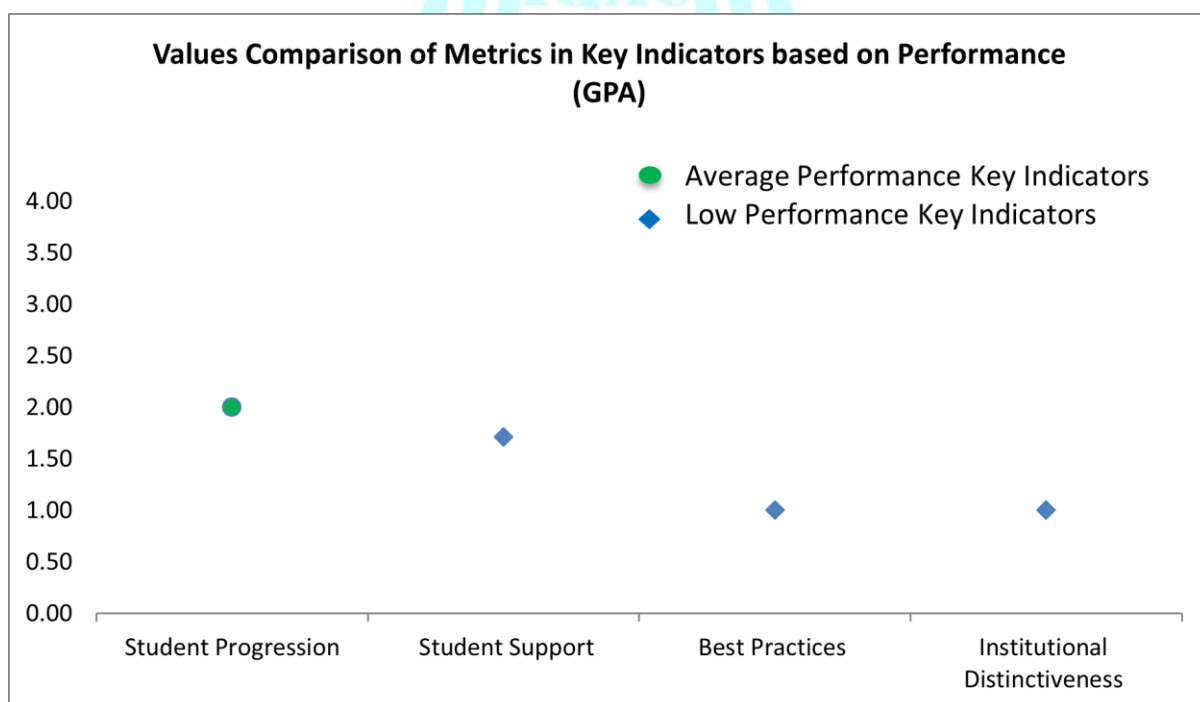
Principal



## Unit / Cell / Club: Placement

### Academic and Administrative Audit - 2019-2020

No	Criteria and Key Indicators	Key Indicator Weightage (W <sub>i</sub> )	Key Indicator Wise Weighted Grade Points (KIWGP) <sub>i</sub>	Grade Point Averages (CrWGPI/W <sub>i</sub> )
<b>Criterion V - Student Support and Progression</b>				
5.1	Student Support	14	24.00	1.71
5.2	Student Progression	30	60.00	2.00
	<b>Total</b>	<b>44</b>	<b>84.00</b>	<b>1.91</b>
<b>Criterion VII – Institutional Values and Best Practices</b>				
7.2	Best Practices	30	30.00	1.00
7.3	Institutional Distinctiveness	20	20.00	1.00
	<b>Total</b>	<b>50</b>	<b>50.00</b>	<b>1.00</b>
	<b>Grand Total</b>	<b>94</b>	<b>134.00</b>	<b>1.43</b>





## Scott Christian College (Autonomous), Nagercoil

AAA 2019 - 2020 - Assessment Sheet

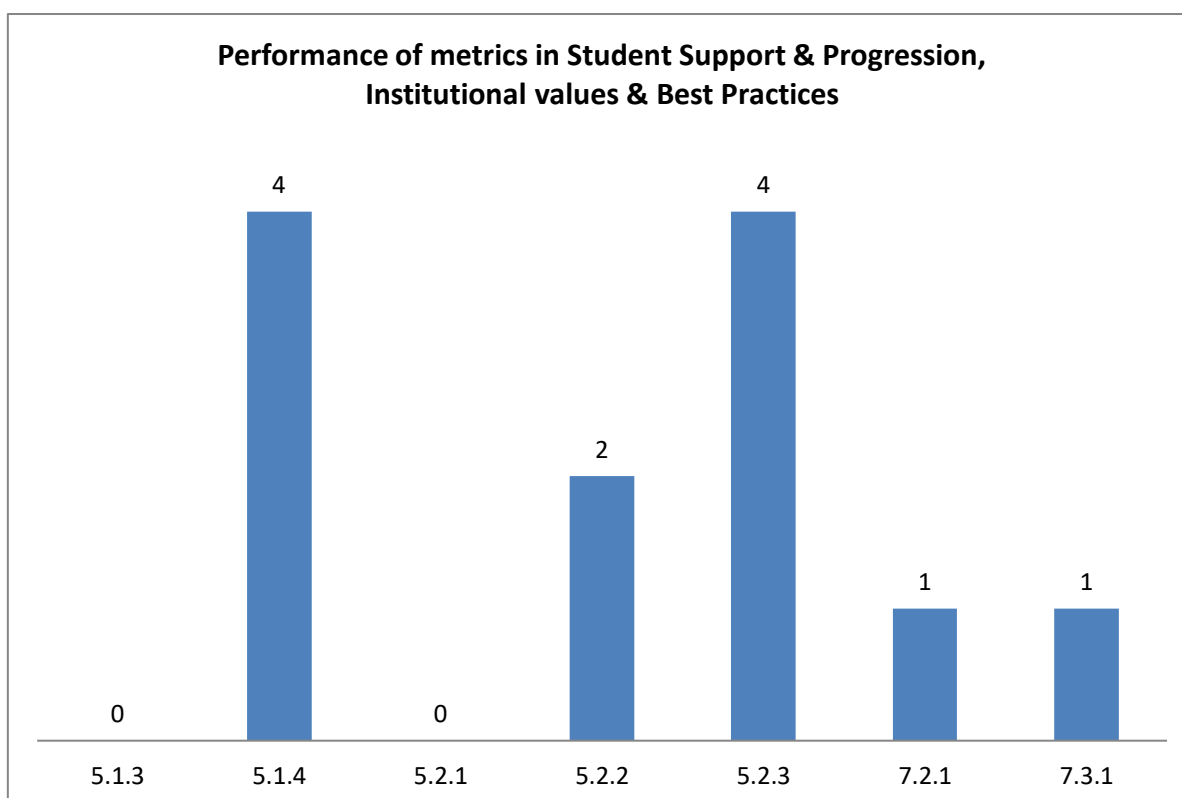
Dean - Placement Cell



### Qualitative & Quantitative Metrics

Metric	Parameter	QIM/QnM	Weightage	Score	Wtd. Score
	<b>Criterion V - Student Support and Progression</b>				
<b>5.1</b>	<b>Student Support</b>				
5.1.3	Number of capability enhancement and development schemes 1. Soft skills 2. Language and communication skills 3. Life skills (Yoga, physical fitness, health and hygiene) 4. Awareness of trends in technology (Opt one)	QnM	8	0	0
5.1.4	Students benefited by guidance for competitive examinations and career counseling offered by the institution during 2019-2020	QnM	6	4	24
<b>5.1</b>	<b>Student Support</b>		<b>14</b>	<b>1.71</b>	<b>24</b>
<b>5.2</b>	<b>Student Progression</b>				
5.2.1	Placement of outgoing students during 2019-2020	QnM	10	0	0
5.2.2	Student progression to higher education (previous graduating batch i.e., 2019 - 2020)	QnM	10	2	20
5.2.3	Students qualifying in state/ national/ international level examinations during 2019-2020 (eg: NET/ SLET/GATE/GMAT /CAT, GRE/TOFEL/Civil Services/State government examinations)	QnM	10	4	40
<b>5.2</b>	<b>Student Progression</b>		<b>30</b>	<b>2</b>	<b>60</b>
	<b>Criterion V - Student Support and Progression</b>		<b>44</b>	<b>1.91</b>	<b>84</b>
	<b>Criterion VII – Institutional Values and Best Practices</b>				
<b>7.2</b>	<b>Best Practices</b>				
7.2.1	Describe any one best practice followed by the Department / Cell / Body / Committee / Club/Unit	QIM	30	1	30
<b>7.2</b>	<b>Best Practices</b>		<b>30</b>	<b>1</b>	<b>30</b>

<b>7.3</b>	<b>Institutional Distinctiveness</b>				
7.3.1	Describe/Explain the performance the Department in one area distinctive to its Vision, Priority & Thrust	QIM	20	1	20
<b>7.3</b>	<b>Institutional Distinctiveness</b>		20	1	20
<b>Criterion VII – Institutional Values and Best Practices</b>			50	1	50
	<b>Criteria-wise Assessment</b>		<b>Weightage (W)</b>	<b>Score</b>	<b>Wtd Grade Point (WGP)</b>
5	Student Support & Progression		44.00	1.91	84.00
7	Institutional values & Best Practices		50.00	1.00	50.00
	<b>Overall:-</b>		94.00	1.43	134.00



## Unit / Cell / Club: Placement

### Academic and Administrative Audit - 2019-2020

#### Strengths and Weaknesses

**Strengths : Nil**

**Weaknesses :**

- Student Progression
- Student Support
- Best Practices
- Institutional Distinctiveness





**Scott Christian College (Autonomous)**  
Nagercoil – 629 003, Tamil Nadu, India



**INTERNAL QUALITY ASSURANCE CELL**

# **ACADEMIC & ADMINISTRATIVE AUDIT 2019 - 2020**

## **DEAN – FOREIGN AFFAIRS**

**GRADE**

**D**

Score : 0.99/4

Not Participated

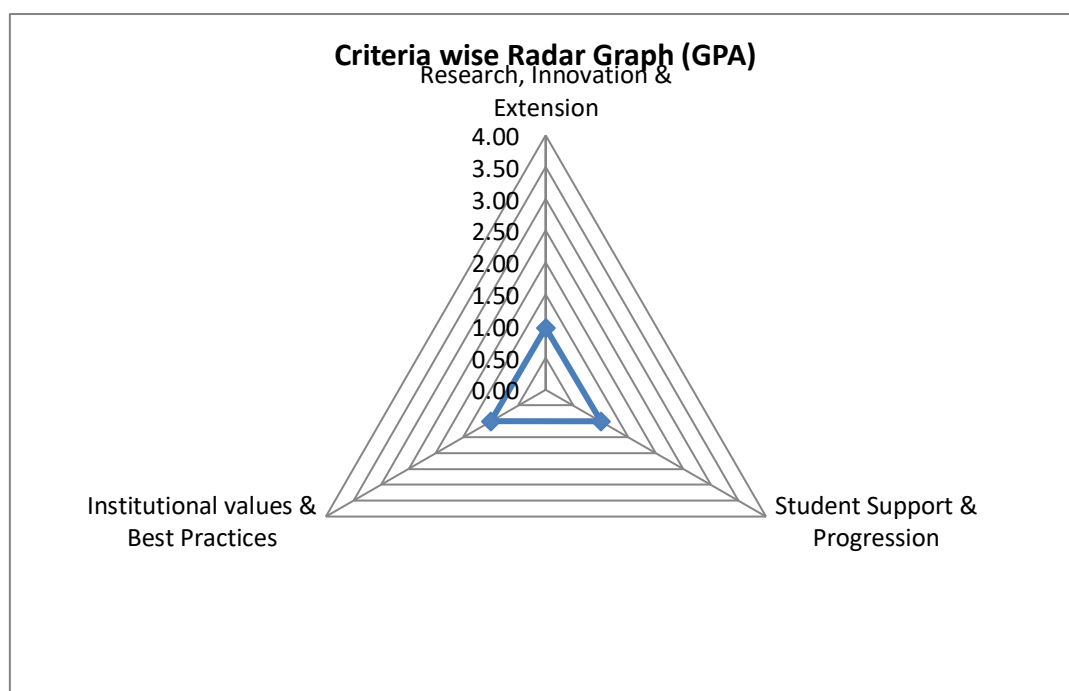
**Unit / Cell / Club: Dean – Foreign Affairs**

**Academic and Administrative Audit - 2019-2020**

No	Criteria	Weightage (W1)	Criterion-wise Weighted Grade Point (CrWGP1)	Grade Point Averages (CrWGP <sub>i</sub> /W <sub>i</sub> )
1	Curricular Aspects	-	-	-
2	Teaching, Learning & Evaluation	-	-	-
3	Research, Innovation & Extension	33.00	32.00	0.97
4	Infrastructure & Learning resources	-	-	-
5	Student Support & Progression	30.00	30.00	1.00
6	Governance, Leadership & Management	-	-	-
7	Institutional values & Best Practices	50.00	50.00	1.00
	<b>Total</b>	<b>113.00</b>	<b>112.00</b>	<b>0.99</b>
	<b>CGPA :</b>	<b>0.99</b>		

Dean IQAC

Principal

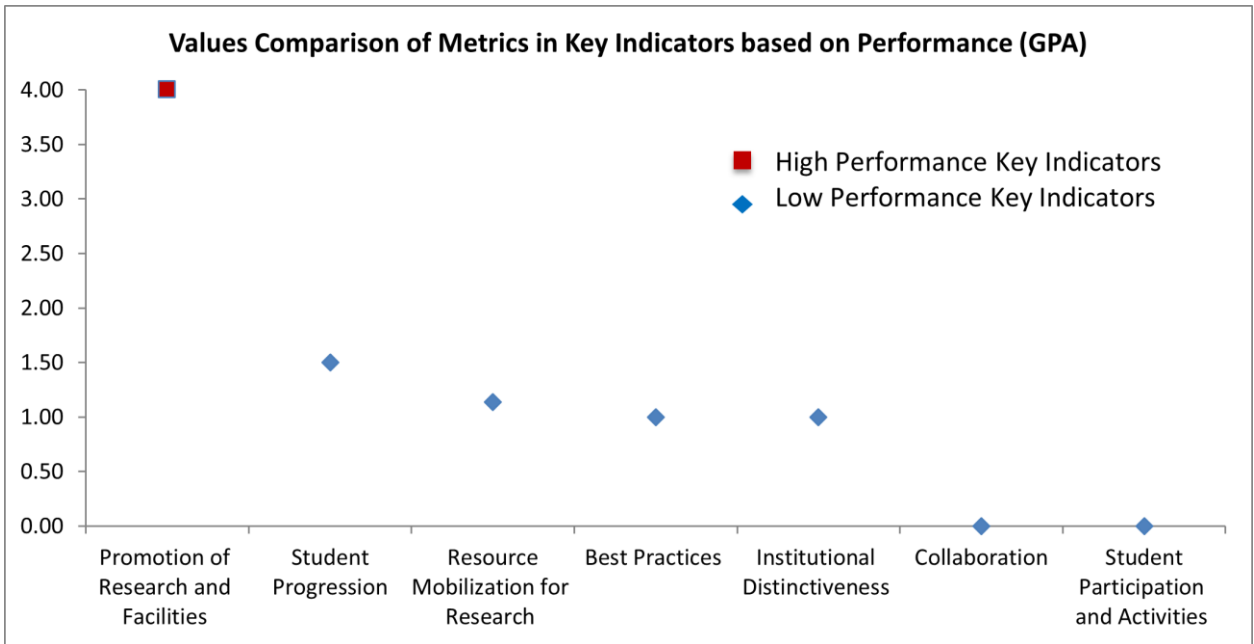




**Unit / Cell / Club: Dean – Foreign Affairs**

**Academic and Administrative Audit - 2019-2020**

No	Criteria and Key Indicators	Key Indicator Weightage (W <sub>i</sub> )	Key Indicator Wise Weighted Grade Points (KIWGP) <sub>i</sub>	Grade Point Averages (CrWGPI/W <sub>i</sub> )
<b>Criterion III – Research, Innovations and Extension</b>				
3.1	Promotion of Research and Facilities	6	24.00	4.00
3.2	Resource Mobilization for Research	7	8.00	1.14
3.7	Collaboration	20	0.00	0.00
	<b>Total</b>	<b>33</b>	<b>32.00</b>	<b>0.97</b>
<b>Criterion V - Student Support and Progression</b>				
5.2	Student Progression	20	30.00	1.50
5.3	Student Participation and Activities	10	0.00	0.00
	<b>Total</b>	<b>30</b>	<b>30.00</b>	<b>1.00</b>
<b>Criterion VII – Institutional Values and Best Practices</b>				
7.2	Best Practices	30	30.00	1.00
7.3	Institutional Distinctiveness	20	20.00	1.00
	<b>Total</b>	<b>50</b>	<b>50.00</b>	<b>1.00</b>
	<b>Grand Total</b>	<b>113</b>	<b>112.00</b>	<b>0.99</b>





## Scott Christian College (Autonomous), Nagercoil

AAA 2019 - 2020 - Assessment Sheet

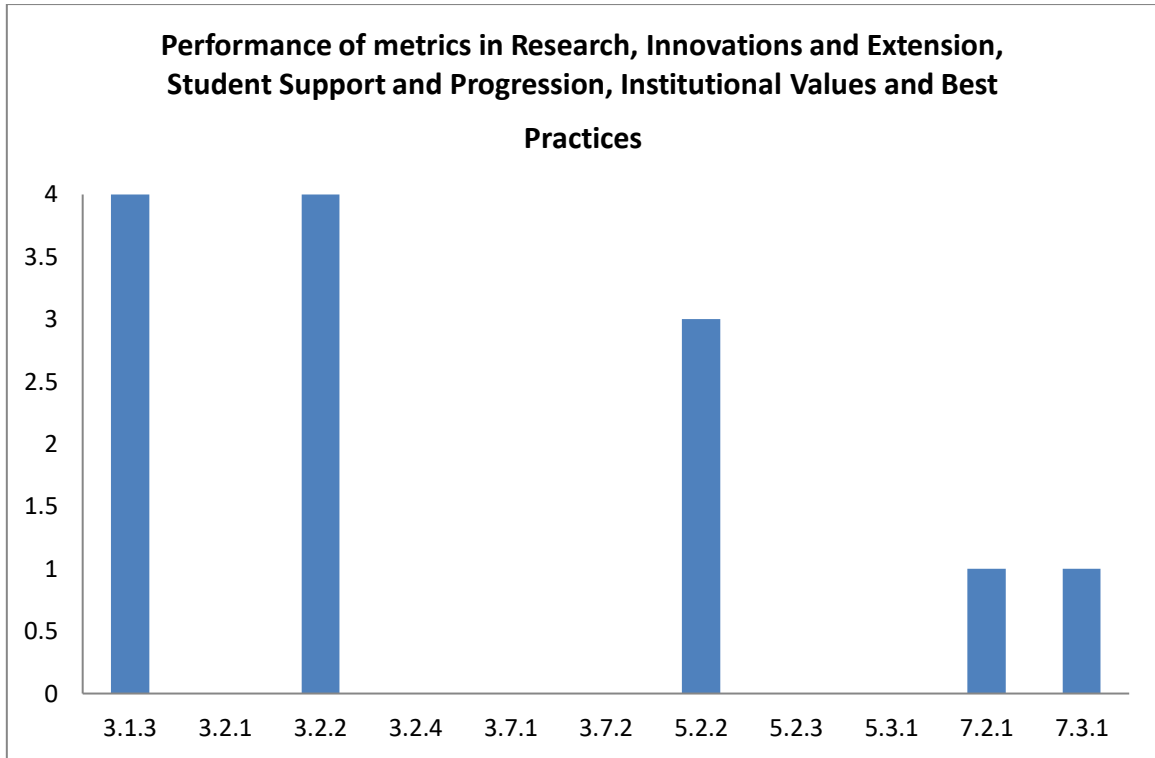
Dean - Foreign Affairs



### Qualitative & Quantitative Metrics

Metric	Parameter	QIM/ QnM	Weightage	Score	Wtd. Score
	<b>Criterion III – Research, Innovations and Extension</b>				
<b>3.1</b>	<b>Promotion of Research and Facilities</b>				
3.1.3	Number of teachers awarded national/ international fellowship for advanced studies/ research during 2019-2020	QnM	6	4	<b>24</b>
<b>3.1</b>	<b>Promotion of Research and Facilities</b>		<b>6</b>	<b>4</b>	<b>24</b>
<b>3.2</b>	<b>Resource Mobilization for Research</b>				
3.2.1	Grants for research projects sponsored by the government, non-government sources such as industry, corporate houses, international bodies, endowments, Chairs in the institution during 2019-2020	QnM	2	0	<b>0</b>
3.2.2	Number of teachers having research projects during the 2019 - 2020	QnM	2	4	<b>8</b>
3.2.4	Number of research projects per teacher funded by government and non-government agencies during 2019-2020	QnM	3	0	<b>0</b>
<b>3.2</b>	<b>Resource Mobilization for Research</b>		<b>7</b>	<b>1.14</b>	<b>8</b>
<b>3.7</b>	<b>Collaboration</b>				
3.7.1	Number of Collaborative activities for research, faculty exchange, student exchange / internship/ on –the-job training/ project work	QnM	10	0	<b>0</b>
3.7.2	Number of functional MoUs with institutions of national, international importance, other universities, industries, corporate houses etc. during 2019-2020	QnM	10	0	<b>0</b>
<b>3.7</b>	<b>Collaboration</b>		<b>20</b>	<b>0</b>	<b>0</b>
	<b>Criterion III – Research, Innovations and Extension</b>		<b>33</b>	<b>0.97</b>	<b>32</b>

	<b>Criterion V - Student Support and Progression</b>				
<b>5.2</b>	<b>Student Progression</b>				
5.2.2	Student progression to higher education (previous graduating batch i.e., 2019 - 2020)	QnM	10	3	30
5.2.3	Students qualifying in state/ national/ international level examinations during 2019-2020 (eg: NET/ SLET/GATE/GMAT /CAT, GRE/TOFEL/Civil Services/State government examinations)	QnM	10	0	0
<b>5.2</b>	<b>Student Progression</b>		20	1.5	30
<b>5.3</b>	<b>Student Participation and Activities</b>				
5.3.1	Number of awards/medals for outstanding performance in sports/cultural activities at national/international level (award for a team event should be counted as one) during 2019-2020	QnM	10	0	0
<b>5.3</b>	<b>Student Participation and Activities</b>		10	0	0
<b>Criterion V - Student Support and Progression</b>			30	1	30
	<b>Criterion VII – Institutional Values and Best Practices</b>				
<b>7.2</b>	<b>Best Practices</b>				
7.2.1	Describe any one best practice followed by the Department / Cell / Body / Committee / Club/Unit	QIM	30	1	30
<b>7.2</b>	<b>Best Practices</b>		30	1	30
<b>7.3</b>	<b>Institutional Distinctiveness</b>				
7.3.1	Describe/Explain the performance the Department in one area distinctive to its Vision, Priority & Thrust	QIM	20	1	20
<b>7.3</b>	<b>Institutional Distinctiveness</b>		20	1	20
<b>Criterion VII – Institutional Values and Best Practices</b>			50	1	50
	<b>Criteria-wise Assessment</b>		<b>Weightage (W)</b>	<b>Score</b>	<b>Wtd Grade Point (WGP)</b>
3	Research, Innovation & Extension		33.00	0.97	32.00
5	Student Support & Progression		30.00	1.00	30.00
7	Institutional values & Best Practices		50.00	1.00	50.00
	<b>Overall:-</b>		113.00	0.99	112.00



**Unit / Cell / Club: Dean – Foreign Affairs**

**Academic and Administrative Audit - 2019-2020**

**Strengths and Weaknesses**

**Strengths : Nil**

**Weaknesses :**

- Student Progression
- Student Support
- Best Practices
- Institutional Distinctiveness





**Scott Christian College (Autonomous)**  
Nagercoil – 629 003, Tamil Nadu, India



**INTERNAL QUALITY ASSURANCE CELL**

# **ACADEMIC & ADMINISTRATIVE AUDIT 2019 - 2020**

## **BURSAR**

**GRADE**

**C**

**Score : 1.87/4**

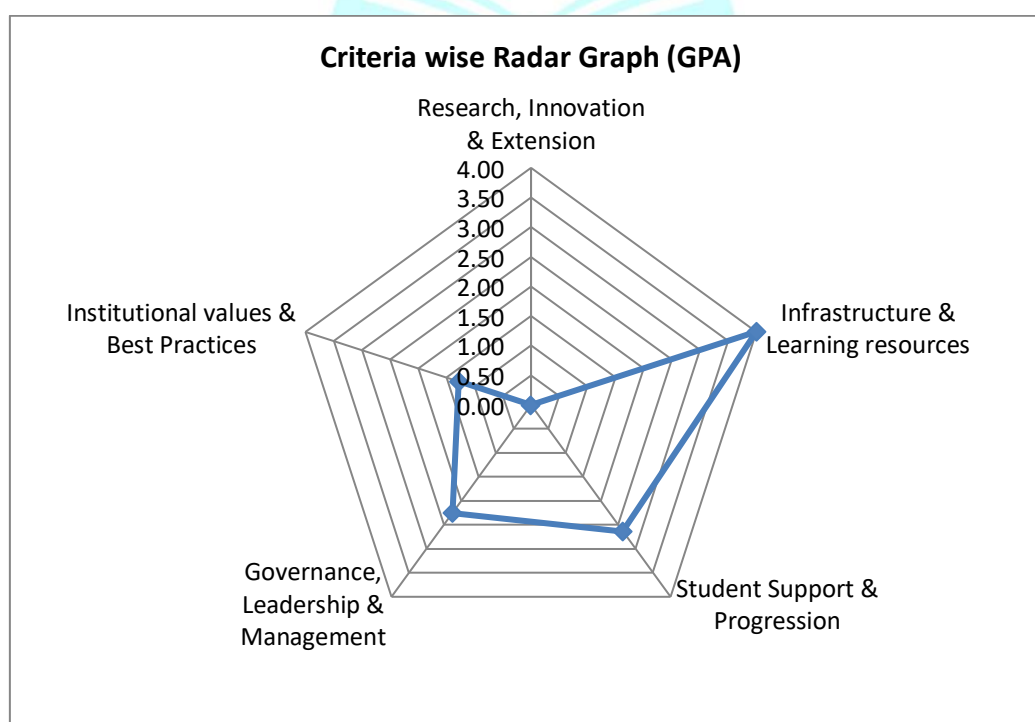
**Unit / Cell / Club: Bursar**

**Academic and Administrative Audit - 2019-2020**

No	Criteria	Weightage (W1)	Criterion-wise Weighted Grade Point (CrWGP1)	Grade Point Averages (CrWGP <sub>i</sub> /W <sub>i</sub> )
1	Curricular Aspects	-	-	-
2	Teaching, Learning & Evaluation	-	-	-
3	Research, Innovation & Extension	8.00	0.00	0.00
4	Infrastructure & Learning resources	20.00	80.00	4.00
5	Student Support & Progression	11.00	29.00	2.64
6	Governance, Leadership & Management	32.00	72.00	2.25
7	Institutional values & Best Practices	80.00	102.00	1.28
	<b>Total</b>	<b>151.00</b>	<b>283.00</b>	<b>1.87</b>
	<b>CGPA :</b>	<b>1.87</b>		

Dean IQAC

Principal

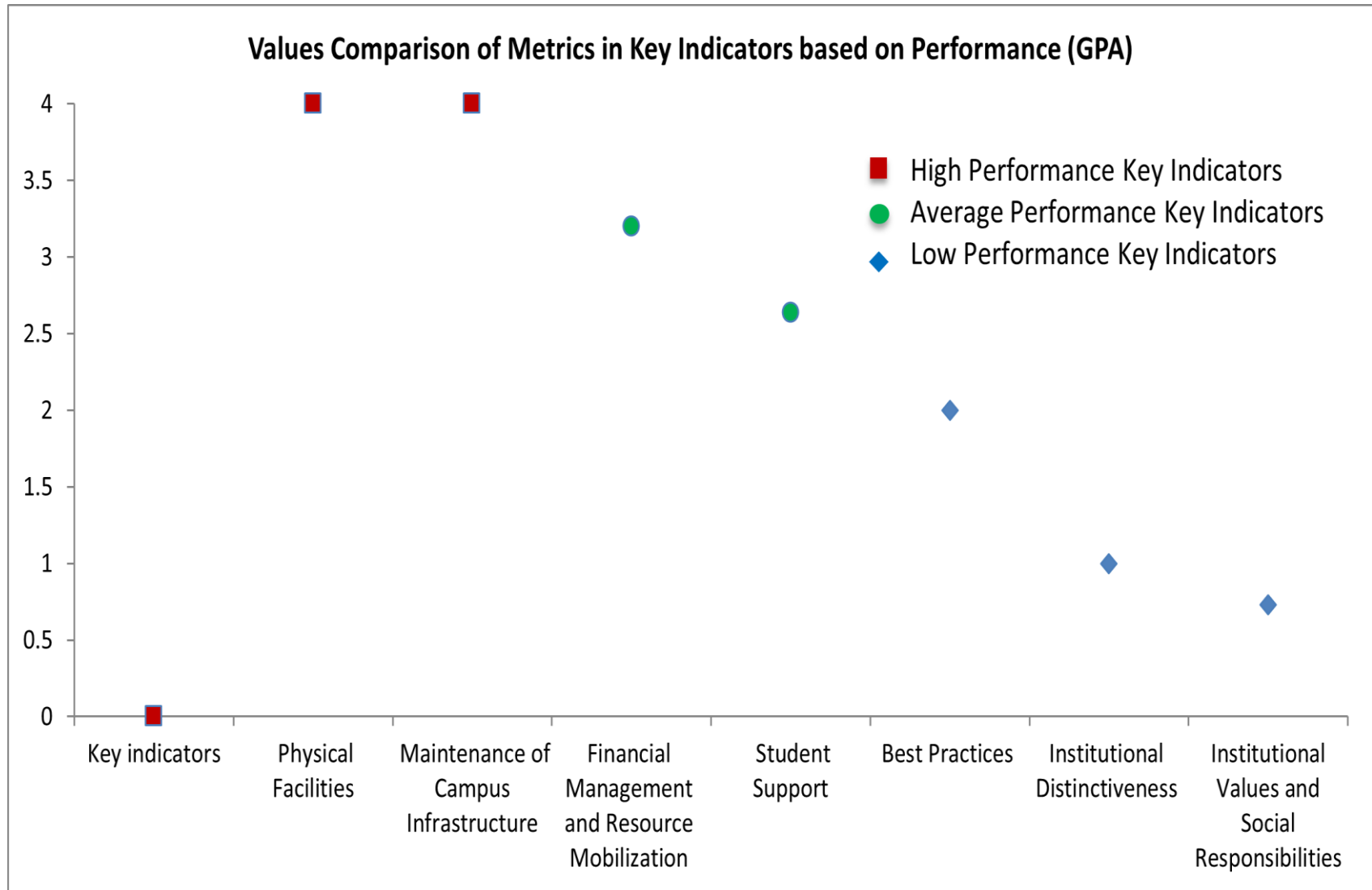




**Unit / Cell / Club: Bursar**

**Academic and Administrative Audit - 2019-2020**

No	Criteria and Key Indicators	Key Indicator Weightage (W <sub>i</sub> )	Key Indicator Wise Weighted Grade Points (KIWGP) <sub>i</sub>	Grade Point Averages (CrWGPI/W <sub>i</sub> )
<b>Criterion III – Research, Innovations and Extension</b>				
3.1	Promotion of Research and Facilities	8	0.00	0.00
	<b>Total</b>	<b>8</b>	<b>0.00</b>	<b>0.00</b>
<b>Criterion IV – Infrastructure and Learning Resources</b>				
4.1	Physical Facilities	10	40.00	4.00
4.4	Maintenance of Campus Infrastructure	10	40.00	4.00
	<b>Total</b>	<b>20</b>	<b>80.00</b>	<b>4.00</b>
<b>Criterion V - Student Support and Progression</b>				
5.1	Student Support	11	29.00	2.64
	<b>Total</b>	<b>11</b>	<b>29.00</b>	<b>2.64</b>
<b>Criterion VI – Governance, Leadership and Management</b>				
6.3	Faculty Empowerment Strategies	12	8	0.67
6.4	Financial Management and Resource Mobilization	20	64.00	3.20
	<b>Total</b>	<b>32</b>	<b>72.00</b>	<b>2.25</b>
<b>Criterion VII – Institutional Values and Best Practices</b>				
7.1	Institutional Values and Social Responsibilities	30	22.00	0.73
7.2	Best Practices	30	60.00	2.00
7.3	Institutional Distinctiveness	20	20.00	1.00
	<b>Total</b>	<b>80</b>	<b>102.00</b>	<b>1.28</b>
	<b>Grand Total</b>	<b>151</b>	<b>283.00</b>	<b>1.87</b>





## Scott Christian College (Autonomous), Nagercoil

AAA 2019 - 2020 - Assessment Sheet

Bursar



### Qualitative & Quantitative Metrics

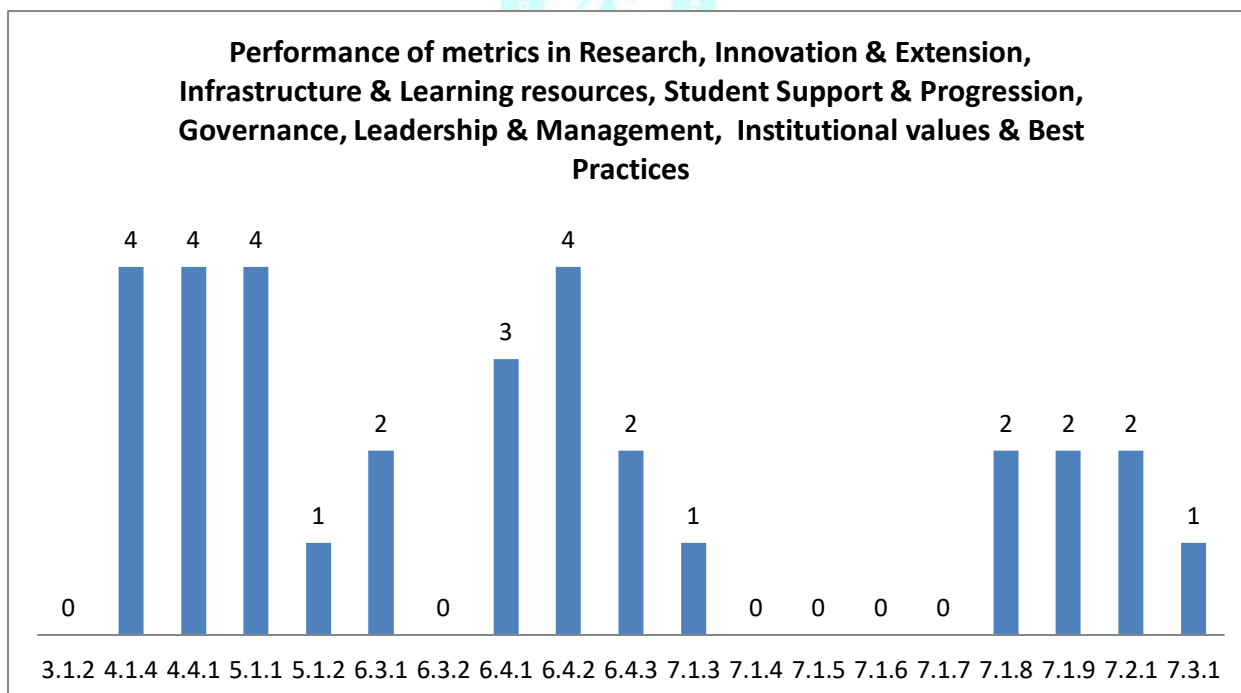
Metric	Parameter	QIM/QnM	Weightage	Score	Wtd. Score
	<b>Criterion III – Research, Innovations and Extension</b>				
<b>3.1</b>	<b>Promotion of Research and Facilities</b>				
3.1.2	The institution provides seed money to its teachers for research	QnM	8	0	0
<b>3.1</b>	<b>Promotion of Research and Facilities</b>		8	0	0
<b>Criterion III – Research, Innovations and Extension</b>			8	0	0
	<b>Criterion IV – Infrastructure and Learning Resources</b>				
<b>4.1</b>	<b>Physical Facilities</b>				
4.1.4	Budget allocation, excluding salary for infrastructure augmentation (INR in Lakhs)	QnM	10	4	40
<b>4.1</b>	<b>Physical Facilities</b>		10	4	40
<b>4.4</b>	<b>Maintenance of Campus Infrastructure</b>				
4.4.1	Expenditure incurred on maintenance of physical facilities and academic support facilities excluding salary component during 2019-2020	QnM	10	4	40
<b>4.4</b>	<b>Maintenance of Campus Infrastructure</b>		10	4	40
<b>Criterion IV – Infrastructure and Learning Resources</b>			20	4	80
	<b>Criterion V - Student Support and Progression</b>				
<b>5.1</b>	<b>Student Support</b>				
5.1.1	Students benefited by scholarships and freeships provided by the Government during 2019 -20	QnM	6	4	24

5.1.2	Students benefited by scholarships, freeships, etc. provided by the institution besides government/non-government agencies schemes during 2019-2020	QnM	5	1	5
<b>5.1</b>	<b>Student Support</b>		11	2.64	29
<b>Criterion V - Student Support and Progression</b>			11	2.64	29
<b>Criterion VI – Governance, Leadership and Management</b>					
<b>6.3</b>	<b>Faculty Empowerment Strategies</b>				
6.3.1	List of Welfare measures for teaching & Non-teaching Staff	QIM	4	2	8
6.3.2	Teachers provided with financial support to attend conferences / workshops and towards membership fee of professional bodies during 2019-2020	QnM	8	0	0
<b>6.3</b>	<b>Faculty Empowerment Strategies</b>		12	0.67	8
<b>6.4</b>	<b>Financial Management and Resource Mobilization</b>				
6.4.1	Internal Audit & External Audit Report and Balance Sheets	QIM	4	3	12
6.4.2	Funds / Grants received from Government, non-government bodies, individuals, philanthropers during 2019-2020	QnM	10	4	40
6.4.3	Institutional strategies for mobilisation of funds and the optimal utilisation of resources	QIM	6	2	12
<b>6.4</b>	<b>Financial Management and Resource Mobilization</b>		20	3.2	64
<b>Criterion VI – Governance, Leadership and Management</b>			32	2.25	72

	<b>Criterion VII – Institutional Values and Best Practices</b>				
<b>7.1</b>	<b>Institutional Values and Social Responsibilities</b>				
7.1.3	Waste Management steps including: a) Solid waste management b) Liquid waste management c) Biomedical waste management d) E-waste management e) Waste recycling system f) Hazardous chemicals and radioactive waste management	QIM	4	1	4
7.1.4	Rain water harvesting structures and utilization : 1. Rain water harvesting 2. Borewell /Open well recharge 3. Construction of tanks and bunds 4. Waste water recycling 5. Maintenance of water bodies and distribution system in the campus	QnM	4	0	0
7.1.5	Green Practices` : 1. Restricted entry of automobiles 2. Use of Bicycles/ Battery powered vehicles 3. Pedestrian Friendly pathways 4. Ban on use of Plastic 5. landscaping with trees and plants	QnM	4	0	0
7.1.6	Quality audits on environment and energy are regularly undertaken by the institution (Weightage 5 QnM) The institutional environment and energy initiatives are confirmed through the following 1.Green audit 2. Energy audit 3.Environment audit 4.Clean and green campus recognitions/awards 5. Beyond the campus environmental promotional activities	QnM	5	0	0

7.1.7	Differently abled (Divyangjan) friendliness : Resources available in the institution:1. Built environment with ramps/lifts for easy access to classrooms. 2. Disabled-friendly washrooms 3. Signage including tactile path, lights, display boards and signposts 4. Assistive technology and facilities for persons with disabilities ( Divyangjan) accessible website, screen-reading software, mechanized equipment 5. Provision for enquiry and information : Human assistance, reader, scribe, soft copies of reading material, screen reading	QnM	4	0	0
7.1.8	Institutional efforts/initiatives in providing an inclusive environment i.e., tolerance and harmony towards cultural, regional, linguistic, communal socioeconomic and other diversities	QIM	5	2	10
7.1.9	Sensitization of students and employees of the Institution to the constitutional obligations: values, rights, duties and responsibilities of citizens	QIM	4	2	8
<b>7.1</b>	<b>Institutional Values and Social Responsibilities</b>		30	0.73	22
<b>7.2</b>	<b>Best Practices</b>				
7.2.1	Describe any one best practice followed by the Department / Cell / Body / Committee / Club/Unit	QIM	30	2	60
<b>7.2</b>	<b>Best Practices</b>		30	2	60
<b>7.3</b>	<b>Institutional Distinctiveness</b>				
7.3.1	Describe/Explain the performance the Department in one area distinctive to its Vision, Priority & Thrust	QIM	20	1	20
<b>7.3</b>	<b>Institutional Distinctiveness</b>		20	1	20
<b>Criterion VII – Institutional Values and Best Practices</b>			80	1.28	102

	Criteria-wise Assessment		Weightage (W)	Score	Wtd Grade Point (WGP)
3	Research, Innovation & Extension		8.00	0.00	0.00
4	Infrastructure & Learning resources		20.00	4.00	80.00
5	Student Support & Progression		11.00	2.64	29.00
6	Governance, Leadership & Management		32.00	2.25	72.00
7	Institutional values & Best Practices		80.00	1.28	102.00
	Overall:-		151.00	1.87	283.00



**Unit / Cell / Club: Bursar**

**Academic and Administrative Audit - 2019-2020**

**Strengths and Weaknesses**

**Strengths :**

- ✓ Physical Facilities
- ✓ Maintenance of Campus Infrastructure
- ✓ Financial Management and Resource Mobilization

**Weaknesses :**

- Student Support
- Best Practices
- Institutional Distinctiveness
- Institutional Values and Social Responsibilities
- Promotion of Research and Facilities







**Scott Christian College (Autonomous)**  
Nagercoil – 629 003, Tamil Nadu, India



**INTERNAL QUALITY ASSURANCE CELL**

# **ACADEMIC & ADMINISTRATIVE AUDIT 2019 - 2020**

## **NCC – ARMY**

**GRADE**

**D**

**Score : 0.76/4**

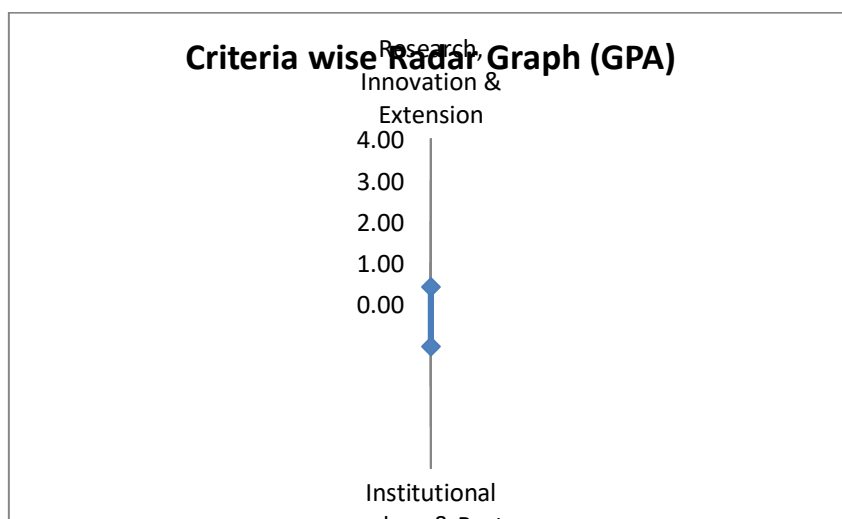
**Unit / Cell / Club: NCC - Army**

**Academic and Administrative Audit - 2019-2020**

No	Criteria	Weightage (W1)	Criterion-wise Weighted Grade Point (CrWGP1)	Grade Point Averages (CrWGP <sub>i</sub> /W <sub>i</sub> )
1	Curricular Aspects	-	-	-
2	Teaching, Learning & Evaluation	-	-	-
3	Research, Innovation & Extension	50.00	20.00	0.40
4	Infrastructure & Learning resources	-	-	-
5	Student Support & Progression	-	-	-
6	Governance, Leadership & Management	-	-	-
7	Institutional values & Best Practices	64.00	67.00	1.05
	<b>Total</b>	<b>114.00</b>	<b>87.00</b>	<b>0.76</b>
	<b>CGPA :</b>	<b>0.76</b>		

Dean IQAC

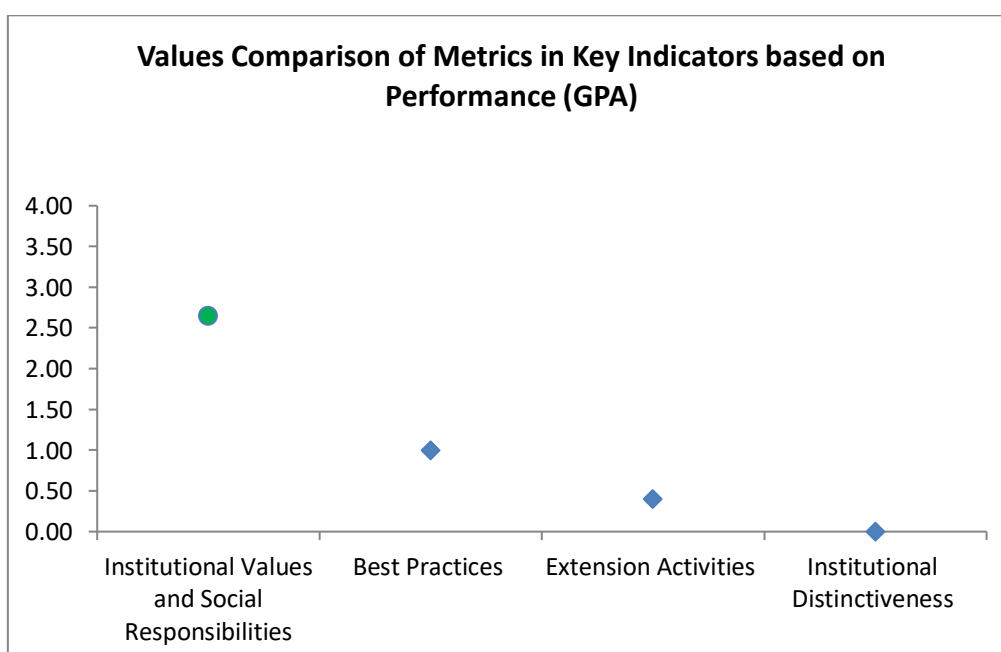
Principal



**Unit / Cell / Club: NCC - Army**

**Academic and Administrative Audit - 2019-2020**

No	Criteria and Key Indicators	Key Indicator Weightage (W <sub>i</sub> )	Key Indicator Wise Weighted Grade Points (KIWGP) <sub>i</sub>	Grade Point Averages (CrWGPI/W <sub>i</sub> )
<b>Criterion III – Research, Innovations and Extension</b>				
3.6	Extension Activities	50	20.00	0.40
	<b>Total</b>	<b>50</b>	<b>20.00</b>	<b>0.40</b>
<b>Criterion VII – Institutional Values and Best Practices</b>				
7.1	Institutional Values and Social Responsibilities	14	37.00	2.64
7.2	Best Practices	30	30.00	1.00
7.3	Institutional Distinctiveness	20	0.00	0.00
	<b>Total</b>	<b>64</b>	<b>67.00</b>	<b>1.05</b>
	<b>Grand Total</b>	<b>114</b>	<b>87.00</b>	<b>0.76</b>





## Scott Christian College (Autonomous), Nagercoil

AAA 2019 - 2020 - Assessment Sheet

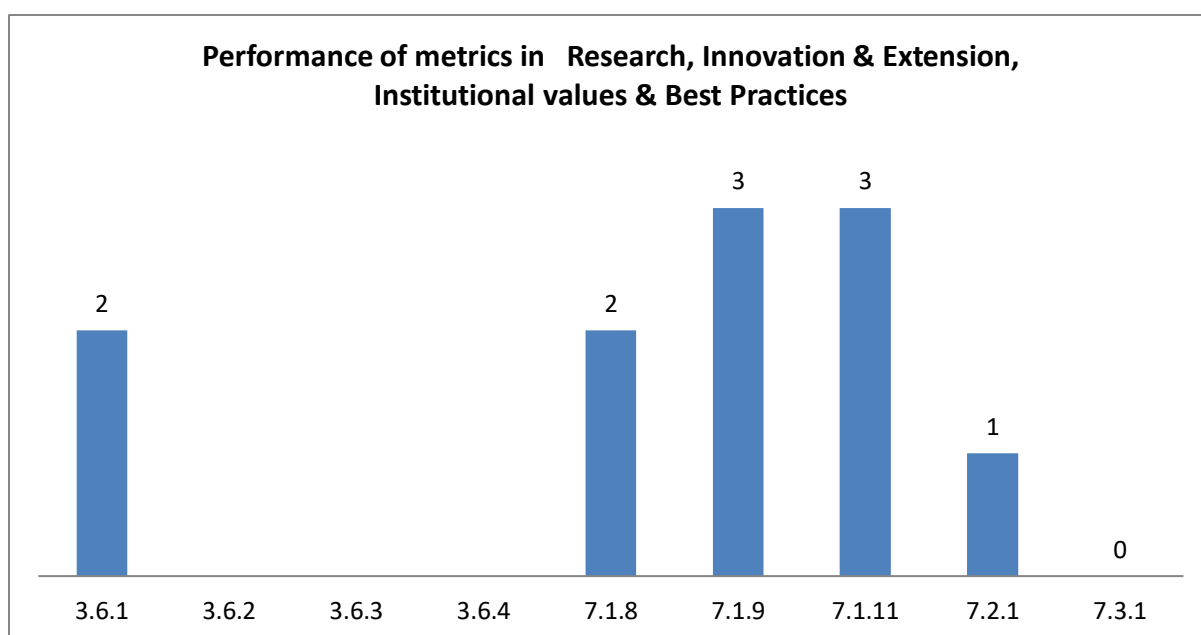
NCC - Army



### Qualitative & Quantitative Metrics

Metric	Parameter	QIM/QnM	Weightage	Score	Wtd. Score
	<b>Criterion III – Research, Innovations and Extension</b>				
<b>3.6</b>	<b>Extension Activities</b>				
3.6.1	What are the Extension activities in the neighborhood community in terms of impact and sensitizing students to social issues and holistic development during 2019-2020?	QIM	10	2	20
3.6.2	Number of awards and recognition received for extension activities from Government /recognized bodies during 2019 - 2020	QnM	15		0
3.6.3	Number of extension and outreach Programmes conducted in collaboration with industry, community and Non-Government Organizations through NSS/NCC/Red cross/YRC etc., during 2019-2020	QnM	10		0
3.6.4	Students participating in extension activities with Government Organizations, Non-Government Organizations and Programmes such as Swachh Bharat, Aids Awareness, Gender Issue, etc. during 2019-2020	QnM	15		0
<b>3.6</b>	<b>Extension Activities</b>		<b>50</b>	<b>0.4</b>	<b>20</b>
	<b>Criterion III – Research, Innovations and Extension</b>		<b>50</b>	<b>0.4</b>	<b>20</b>
	<b>Criterion VII – Institutional Values and Best Practices</b>				
<b>7.1</b>	<b>Institutional Values and Social Responsibilities</b>				
7.1.8	Institutional efforts/initiatives in providing an inclusive environment i.e., tolerance and harmony towards cultural, regional, linguistic, communal socioeconomic and other diversities	QIM	5	2	<b>10</b>
7.1.9	Sensitization of students and employees of the Institution to the constitutional obligations: values, rights, duties and responsibilities of citizens	QIM	4	3	<b>12</b>

7.1.11	Institution celebrates / organizes national and international commemorative days, events and festivals	QIM	5	3	15
<b>7.1</b>	<b>Institutional Values and Social Responsibilities</b>		14	2.64	37
<b>7.2</b>	<b>Best Practices</b>				
7.2.1	Describe any one best practice followed by the Department / Cell / Body / Committee / Club/Unit	QIM	30	1	30
<b>7.2</b>	<b>Best Practices</b>		30	1	30
<b>7.3</b>	<b>Institutional Distinctiveness</b>				
7.3.1	Describe/Explain the performance the Department in one area distinctive to its Vision, Priority & Thrust	QIM	20	0	0
<b>7.3</b>	<b>Institutional Distinctiveness</b>		20	0	0
<b>Criterion VII – Institutional Values and Best Practices</b>			64	1.05	67
<b>Criteria-wise Assessment</b>			<b>Weightage (W)</b>	<b>Score</b>	<b>Wtd Grade Point (WGP)</b>
3	Research, Innovation & Extension		50.00	0.40	20.00
7	Institutional values & Best Practices		64.00	1.05	67.00
<b>Overall:-</b>			114.00	0.76	87.00



**Unit / Cell / Club: NCC - Army**

## Academic and Administrative Audit - 2019-2020

### Strengths and Weaknesses

**Strengths : Nil**

**Weaknesses :**

- Institutional Values and Social Responsibilities
- Best Practices
- Extension Activities
- Institutional Distinctiveness





**Scott Christian College (Autonomous)**  
Nagercoil – 629 003, Tamil Nadu, India

**INTERNAL QUALITY ASSURANCE CELL**



# **ACADEMIC & ADMINISTRATIVE AUDIT 2019 - 2020**

## **NCC – NAVY**

**GRADE**

**D**

**Score : 0.98/4**

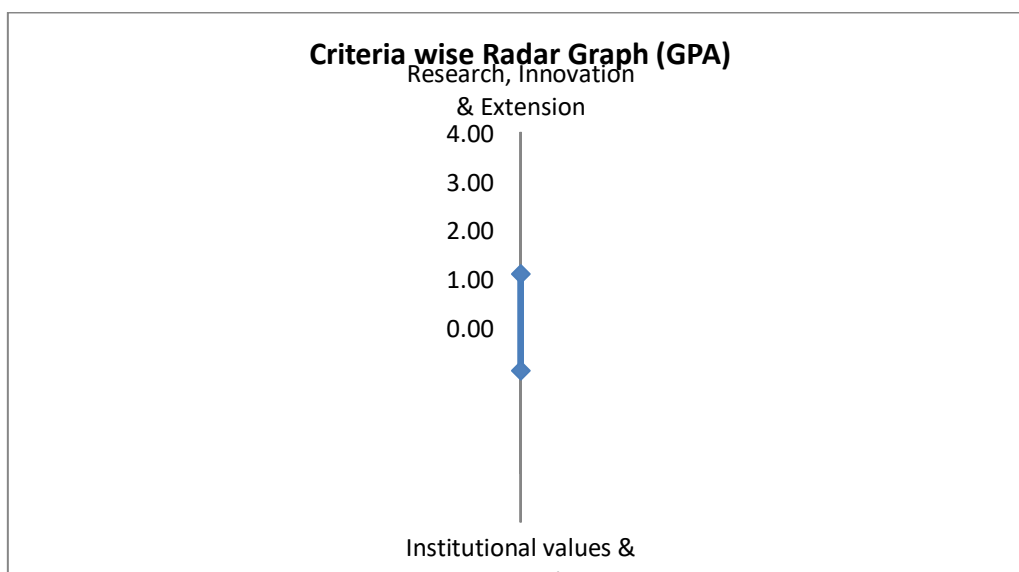
**Unit / Cell / Club: NCC - Navy**

**Academic and Administrative Audit - 2019-2020**

No	Criteria	Weightage (W1)	Criterion-wise Weighted Grade Point (CrWGP1)	Grade Point Averages (CrWGP <sub>i</sub> /W <sub>i</sub> )
1	Curricular Aspects	-	-	-
2	Teaching, Learning & Evaluation	-	-	-
3	Research, Innovation & Extension	50.00	55.00	1.10
4	Infrastructure & Learning resources	-	-	-
5	Student Support & Progression	-	-	-
6	Governance, Leadership & Management	-	-	-
7	Institutional values & Best Practices	64.00	57.00	0.89
	<b>Total</b>	<b>114.00</b>	<b>112.00</b>	<b>0.98</b>
	<b>CGPA :</b>	<b>0.98</b>		

Dean IQAC

Principal

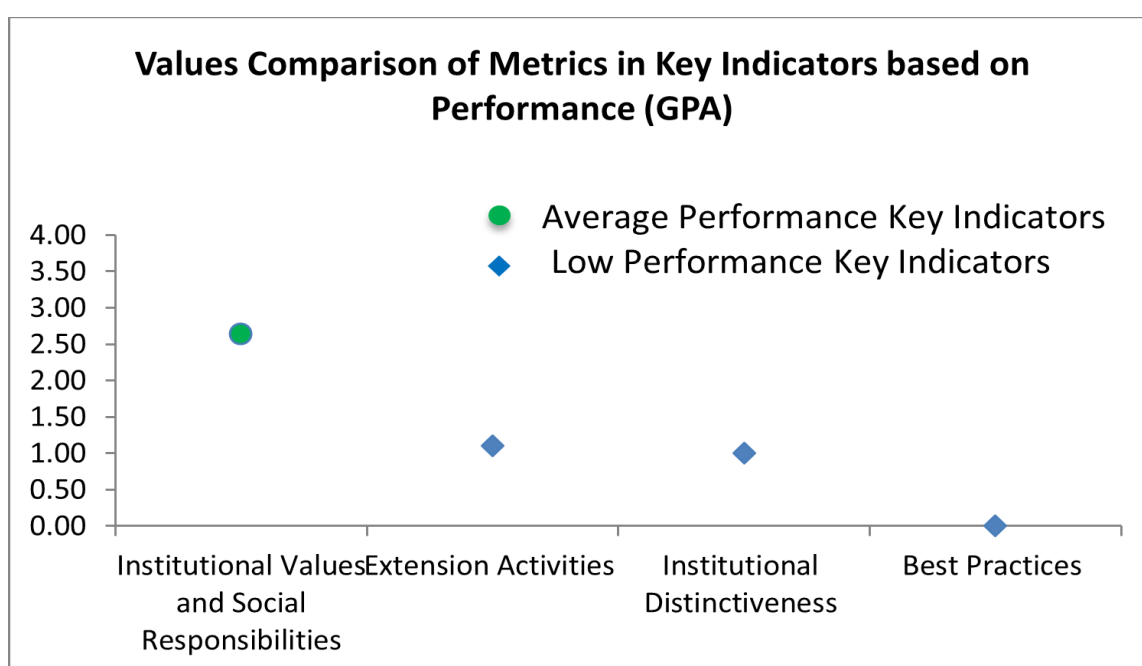




**Unit / Cell / Club: NCC - Navy**

**Academic and Administrative Audit - 2019-2020**

No	Criteria and Key Indicators	Key Indicator Weightage (W <sub>i</sub> )	Key Indicator Wise Weighted Grade Points (KIWGP) <sub>i</sub>	Grade Point Averages (CrWGPI/W <sub>i</sub> )
<b>Criterion III – Research, Innovations and Extension</b>				
3.6	Extension Activities	50	55.00	1.10
	<b>Total</b>	<b>50</b>	<b>55.00</b>	<b>1.10</b>
<b>Criterion VII – Institutional Values and Best Practices</b>				
7.1	Institutional Values and Social Responsibilities	14	37.00	2.64
7.2	Best Practices	30	0.00	0.00
7.3	Institutional Distinctiveness	20	20.00	1.00
	<b>Total</b>	<b>64</b>	<b>57.00</b>	<b>0.89</b>
	<b>Grand Total</b>	<b>114</b>	<b>112.00</b>	<b>0.98</b>

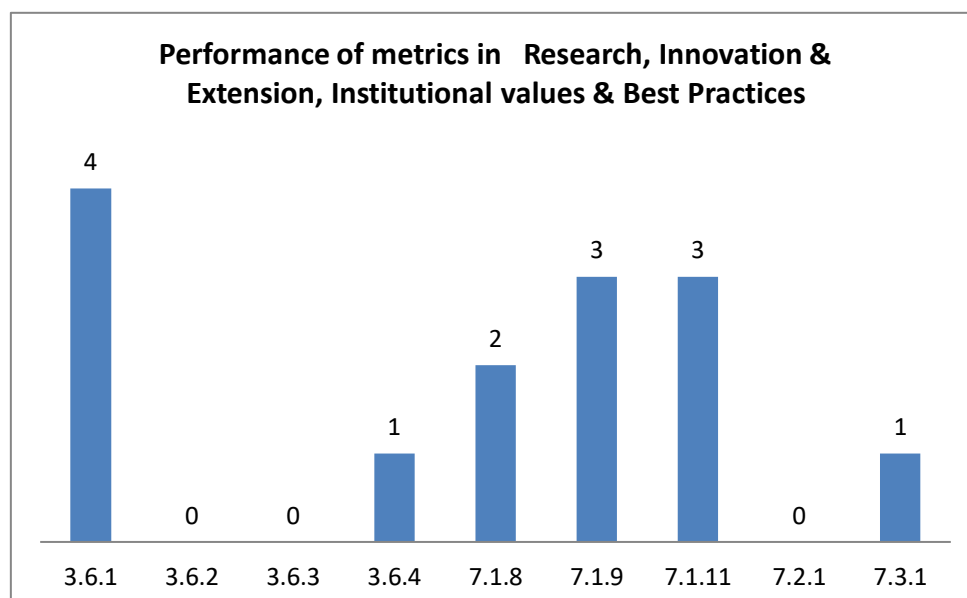




**Qualitative & Quantitative Metrics**

Metric	Parameter	QIM/QnM	Weightage	Score	Wtd. Score
	<b>Criterion III – Research, Innovations and Extension</b>				
<b>3.6</b>	<b>Extension Activities</b>				
3.6.1	What are the Extension activities in the neighborhood community in terms of impact and sensitizing students to social issues and holistic development during 2019-2020?	QIM	10	4	40
3.6.2	Number of awards and recognition received for extension activities from Government /recognized bodies during 2019 - 2020	QnM	15	0	0
3.6.3	Number of extension and outreach Programmes conducted in collaboration with industry, community and Non-Government Organizations through NSS/NCC/Red cross/YRC etc., during 2019-2020	QnM	10	0	0
3.6.4	Students participating in extension activities with Government Organizations, Non-Government Organizations and Programmes such as Swachh Bharat, Aids Awareness, Gender Issue, etc. during 2019-2020	QnM	15	1	15
<b>3.6</b>	<b>Extension Activities</b>		<b>50</b>	<b>1.1</b>	<b>55</b>
	<b>Criterion III – Research, Innovations and Extension</b>		<b>50</b>	<b>1.1</b>	<b>55</b>
	<b>Criterion VII – Institutional Values and Best Practices</b>				
<b>7.1</b>	<b>Institutional Values and Social Responsibilities</b>				
7.1.8	Institutional efforts/initiatives in providing an inclusive environment i.e., tolerance and harmony towards cultural, regional, linguistic, communal socioeconomic and other diversities	QIM	5	2	<b>10</b>

7.1.9	Sensitization of students and employees of the Institution to the constitutional obligations: values, rights, duties and responsibilities of citizens	QIM	4	3	<b>12</b>
7.1.11	Institution celebrates / organizes national and international commemorative days, events and festivals	QIM	5	3	<b>15</b>
<b>7.1</b>	<b>Institutional Values and Social Responsibilities</b>		<b>14</b>	<b>2.64</b>	<b>37</b>
<b>7.2</b>	<b>Best Practices</b>				
7.2.1	Describe any one best practice followed by the Department / Cell / Body / Committee / Club/Unit	QIM	30	0	0
<b>7.2</b>	<b>Best Practices</b>		<b>30</b>	<b>0</b>	<b>0</b>
<b>7.3</b>	<b>Institutional Distinctiveness</b>				
7.3.1	Describe/Explain the performance the Department in one area distinctive to its Vision, Priority & Thrust	QIM	20	1	20
<b>7.3</b>	<b>Institutional Distinctiveness</b>		<b>20</b>	<b>1</b>	<b>20</b>
<b>Criterion VII – Institutional Values and Best Practices</b>			<b>64</b>	<b>0.89</b>	<b>57</b>
<b>Criteria-wise Assessment</b>			<b>Weightage (W)</b>	<b>Score</b>	<b>Wtd Grade Point (WGP)</b>
3	Research, Innovation & Extension		50.00	1.10	55.00
7	Institutional values & Best Practices		64.00	0.89	57.00
<b>Overall:-</b>			<b>114.00</b>	<b>0.98</b>	<b>112.00</b>



**Unit / Cell / Club: NCC - Navy**

**Academic and Administrative Audit - 2019-2020**

**Strengths and Weaknesses**

**Strengths : Nil**

**Weaknesses :**

- Institutional Values and Social Responsibilities
- Extension Activities
- Institutional Distinctiveness
- Best Practices





**Scott Christian College (Autonomous)**  
Nagercoil – 629 003, Tamil Nadu, India



**INTERNAL QUALITY ASSURANCE CELL**

# **ACADEMIC & ADMINISTRATIVE AUDIT 2019 - 2020**

## **NSS – 90**

**GRADE**

**D**

**Score : 1.45/4**

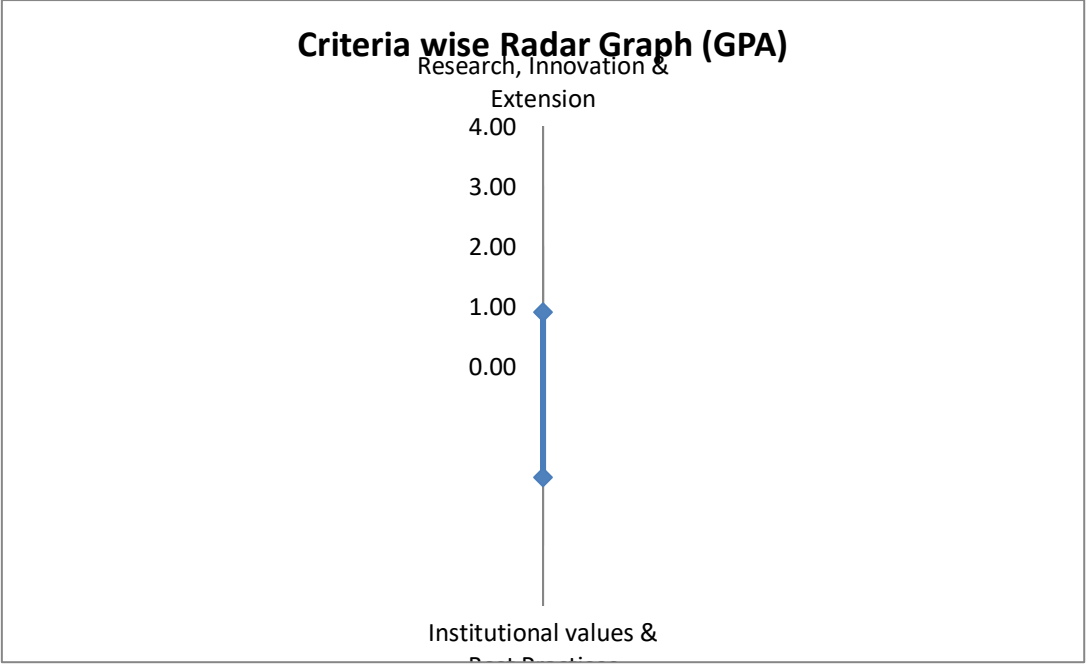
**Unit / Cell / Club: NSS - 90**

**Academic and Administrative Audit - 2019-2020**

No	Criteria	Weightage (W1)	Criterion-wise Weighted Grade Point (CrWGP1)	Grade Point Averages (CrWGP <sub>i</sub> /W <sub>i</sub> )
1	Curricular Aspects	-	-	-
2	Teaching, Learning & Evaluation	-	-	-
3	Research, Innovation & Extension	50.00	45.00	0.90
4	Infrastructure & Learning resources	-	-	-
5	Student Support & Progression	-	-	-
6	Governance, Leadership & Management	-	-	-
7	Institutional values & Best Practices	69.00	128.00	1.86
	<b>Total</b>	<b>119.00</b>	<b>173.00</b>	<b>1.45</b>
	<b>CGPA :</b>	<b>1.45</b>		

Dean IQAC

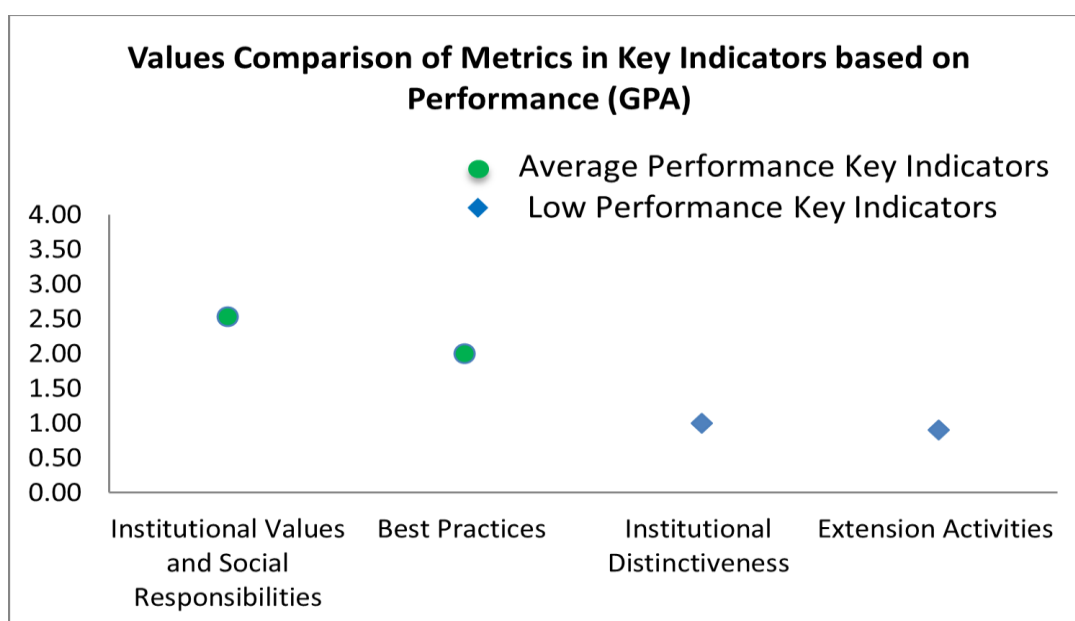
Principal



Unit / Cell / Club: NSS - 90

Academic and Administrative Audit - 2019-2020

No	Criteria and Key Indicators	Key Indicator Weightage (W <sub>i</sub> )	Key Indicator Wise Weighted Grade Points (KIWGP) <sub>i</sub>	Grade Point Averages (CrWGPI/W <sub>i</sub> )
<b>Criterion III – Research, Innovations and Extension</b>				
3.6	Extension Activities	50	45.00	0.90
	<b>Total</b>	<b>50</b>	<b>45.00</b>	<b>0.90</b>
<b>Criterion VII – Institutional Values and Best Practices</b>				
7.1	Institutional Values and Social Responsibilities	19	48.00	2.53
7.2	Best Practices	30	60.00	2.00
7.3	Institutional Distinctiveness	20	20.00	1.00
	<b>Total</b>	<b>69</b>	<b>128.00</b>	<b>1.86</b>
	<b>Grand Total</b>	<b>119</b>	<b>173.00</b>	<b>1.45</b>





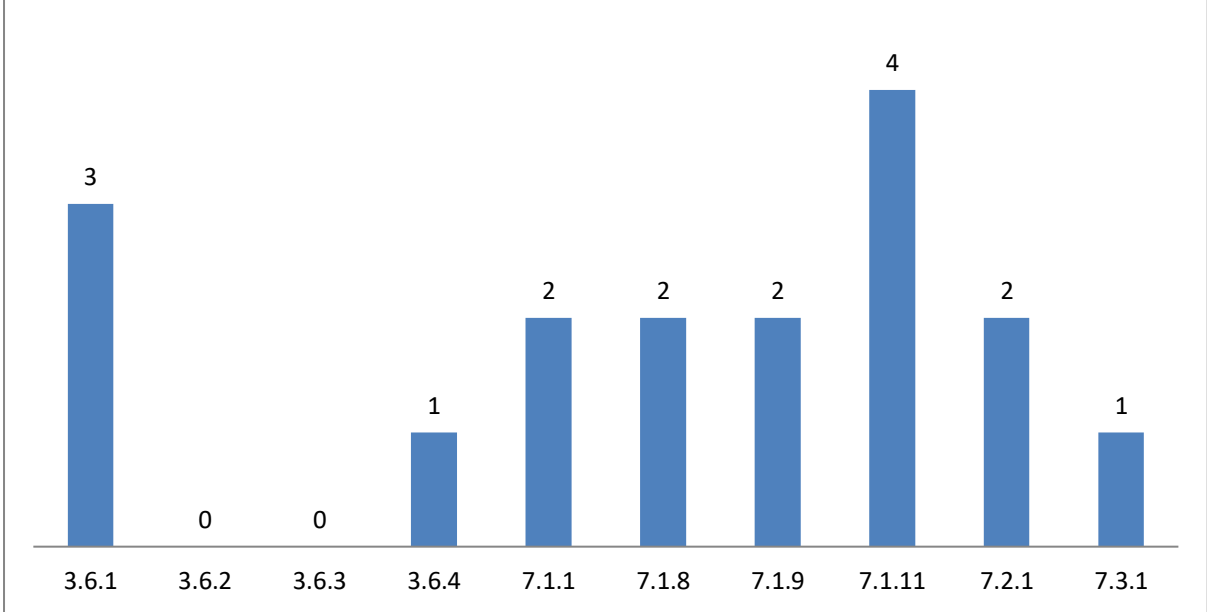


**Qualitative & Quantitative Metrics**

Metric	Parameter	QIM/QnM	Weightage	Score	Wtd. Score
<b>Criterion III – Research, Innovations and Extension</b>					
<b>3.6</b>	<b>Extension Activities</b>				
3.6.1	What are the Extension activities in the neighborhood community in terms of impact and sensitizing students to social issues and holistic development during 2019-2020?	QIM	10	3	30
3.6.2	Number of awards and recognition received for extension activities from Government /recognized bodies during 2019 - 2020	QnM	15	0	0
3.6.3	Number of extension and outreach Programmes conducted in collaboration with industry, community and Non- Government Organizations through NSS/NCC/Red cross/YRC etc., during 2019-2020	QnM	10	0	0
3.6.4	Students participating in extension activities with Government Organizations, Non-Government Organizations and Programmes such as Swachh Bharat, Aids Awareness, Gender Issue, etc. during 2019-2020	QnM	15	1	15
<b>3.6</b>	<b>Extension Activities</b>		50	0.9	45
<b>Criterion III – Research, Innovations and Extension</b>			50	0.9	45
<b>Criterion VII – Institutional Values and Best Practices</b>					
<b>7.1</b>	<b>Institutional Values and Social Responsibilities</b>				
7.1.1	Number of gender equity promotion Programmes organized by the department/club/cell/ unit during 2019-2020	QIM	5	2	10

7.1.8	Institutional efforts/initiatives in providing an inclusive environment i.e., tolerance and harmony towards cultural, regional, linguistic, communal socioeconomic and other diversities	QIM	5	2	<b>10</b>
7.1.9	Sensitization of students and employees of the Institution to the constitutional obligations: values, rights, duties and responsibilities of citizens	QIM	4	2	<b>8</b>
7.1.11	Institution celebrates / organizes national and international commemorative days, events and festivals	QIM	5	4	<b>20</b>
<b>7.1</b>	<b>Institutional Values and Social Responsibilities</b>		19	2.53	48
<b>7.2</b>	<b>Best Practices</b>				
7.2.1	Describe any one best practice followed by the Department / Cell / Body / Committee / Club/Unit	QIM	30	2	60
<b>7.2</b>	<b>Best Practices</b>		30	2	60
<b>7.3</b>	<b>Institutional Distinctiveness</b>				
7.3.1	Describe/Explain the performance the Department in one area distinctive to its Vision, Priority & Thrust	QIM	20	1	20
<b>7.3</b>	<b>Institutional Distinctiveness</b>		20	1	20
<b>Criterion VII – Institutional Values and Best Practices</b>			69	1.86	128
	<b>Criteria-wise Assessment</b>		<b>Weightage (W)</b>	<b>Score</b>	<b>Wtd Grade Point (WGP)</b>
3	Research, Innovation & Extension		50.00	0.90	45.00
7	Institutional values & Best Practices		69.00	1.86	128.00
	<b>Overall:-</b>		119.00	1.45	173.00

**Performance of metrics in Research, Innovation & Extension,  
Institutional values & Best Practices**



**Unit / Cell / Club: NSS - 90**

**Academic and Administrative Audit - 2019-2020**

**Strengths and Weaknesses**

**Strengths : Nil**

**Weaknesses :**

- Institutional Values and Social Responsibilities
- Best Practices
- Institutional Distinctiveness
- Extension Activities





**Scott Christian College (Autonomous)**  
Nagercoil – 629 003, Tamil Nadu, India



**INTERNAL QUALITY ASSURANCE CELL**

# **ACADEMIC & ADMINISTRATIVE AUDIT 2019 - 2020**

## **NSS – 91**

**GRADE**

**D**

**Score : 1.45/4**

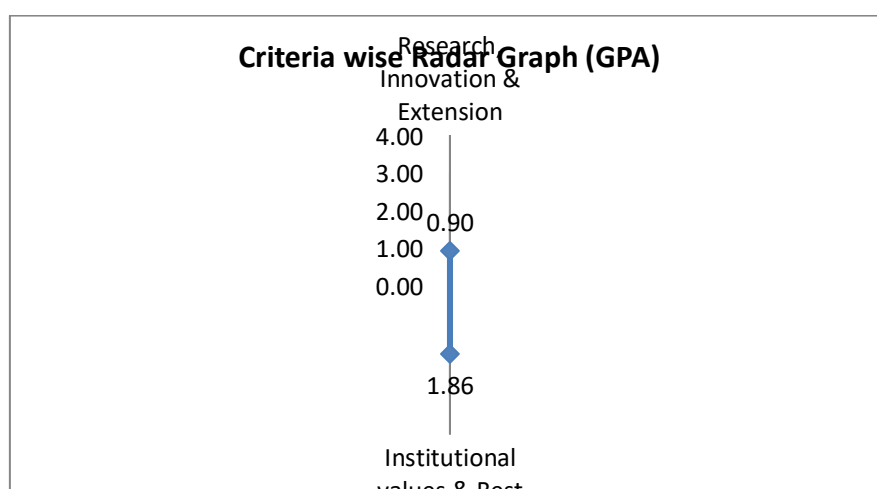
**Unit / Cell / Club: NSS - 91**

**Academic and Administrative Audit - 2019-2020**

No	Criteria	Weightage (W1)	Criterion-wise Weighted Grade Point (CrWGP1)	Grade Point Averages (CrWGP <sub>i</sub> /W <sub>i</sub> )
1	Curricular Aspects	-	-	-
2	Teaching, Learning & Evaluation	-	-	-
3	Research, Innovation & Extension	50.00	45.00	0.90
4	Infrastructure & Learning resources	-	-	-
5	Student Support & Progression	-	-	-
6	Governance, Leadership & Management	-	-	-
7	Institutional values & Best Practices	69.00	128.00	1.86
	<b>Total</b>	<b>119.00</b>	<b>173.00</b>	<b>1.45</b>
	<b>CGPA :</b>	<b>1.45</b>		

Dean IQAC

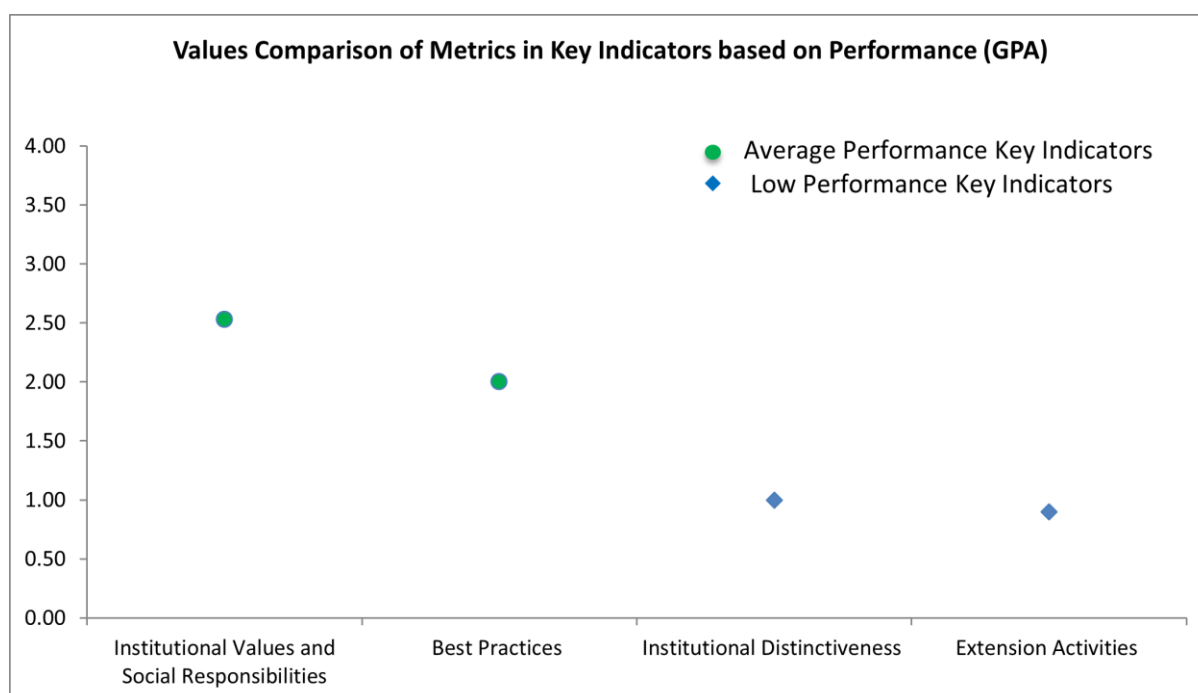
Principal



Unit / Cell / Club: NSS - 91

Academic and Administrative Audit - 2019-2020

No	Criteria and Key Indicators	Key Indicator Weightage (W <sub>i</sub> )	Key Indicator Wise Weighted Grade Points (KIWGP) <sub>i</sub>	Grade Point Averages (CrWGPI/W <sub>i</sub> )
<b>Criterion III – Research, Innovations and Extension</b>				
3.6	Extension Activities	50	45.00	0.90
	<b>Total</b>	<b>50</b>	<b>45.00</b>	<b>0.90</b>
<b>Criterion VII – Institutional Values and Best Practices</b>				
7.1	Institutional Values and Social Responsibilities	19	48.00	2.53
7.2	Best Practices	30	60.00	2.00
7.3	Institutional Distinctiveness	20	20.00	1.00
	<b>Total</b>	<b>69</b>	<b>128.00</b>	<b>1.86</b>
	<b>Grand Total</b>	<b>119</b>	<b>173.00</b>	<b>1.45</b>





## Scott Christian College (Autonomous), Nagercoil

AAA 2019 - 2020 - Assessment Sheet

NSS Unit - 91



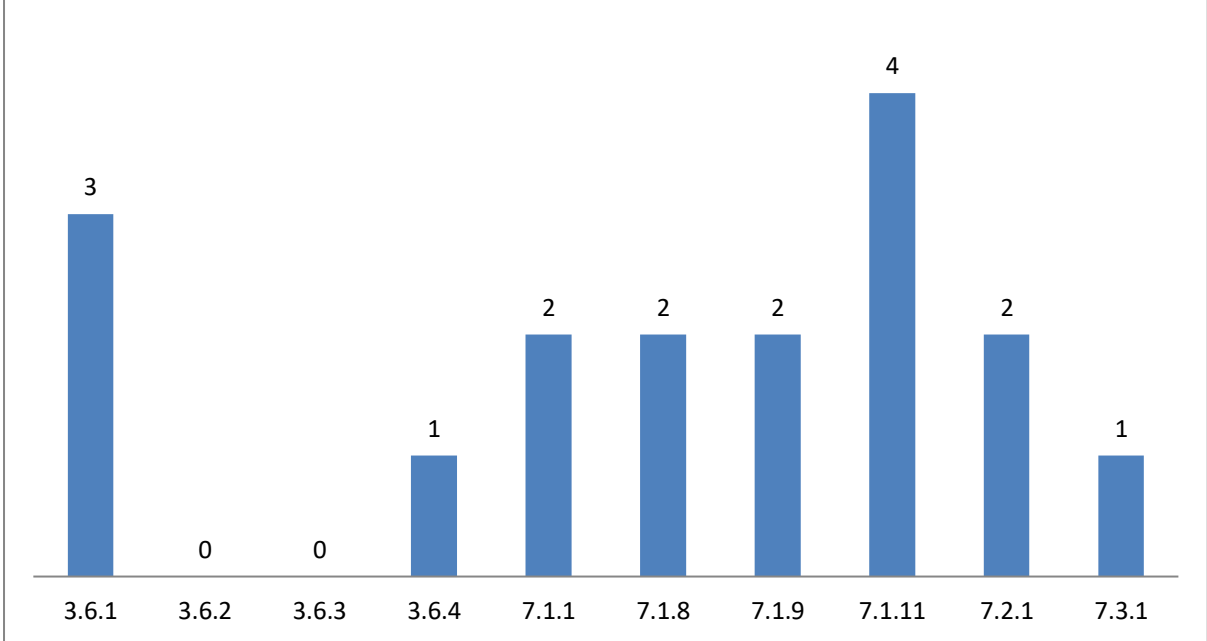
### Qualitative & Quantitative Metrics

Metric	Parameter	QIM/QnM	Weightage	Score	Wtd. Score
	<b>Criterion III – Research, Innovations and Extension</b>				
<b>3.6</b>	<b>Extension Activities</b>				
3.6.1	What are the Extension activities in the neighborhood community in terms of impact and sensitizing students to social issues and holistic development during 2019-2020?	QIM	10	3	30
3.6.2	Number of awards and recognition received for extension activities from Government /recognized bodies during 2019 - 2020	QnM	15	0	0
3.6.3	Number of extension and outreach Programmes conducted in collaboration with industry, community and Non-Government Organizations through NSS/NCC/Red cross/YRC etc., during 2019-2020	QnM	10	0	0
3.6.4	Students participating in extension activities with Government Organizations, Non-Government Organizations and Programmes such as Swachh Bharat, Aids Awareness, Gender Issue, etc. during 2019-2020	QnM	15	1	15
<b>3.6</b>	<b>Extension Activities</b>		<b>50</b>	<b>0.9</b>	<b>45</b>
	<b>Criterion III – Research, Innovations and Extension</b>		<b>50</b>	<b>0.9</b>	<b>45</b>
	<b>Criterion VII – Institutional Values and Best Practices</b>				
<b>7.1</b>	<b>Institutional Values and Social Responsibilities</b>				
7.1.1	Number of gender equity promotion Programmes organized by the department/club/cell/ unit during 2019-2020	QIM	5	2	<b>10</b>



7.1.8	Institutional efforts/initiatives in providing an inclusive environment i.e., tolerance and harmony towards cultural, regional, linguistic, communal socioeconomic and other diversities	QIM	5	2	<b>10</b>
7.1.9	Sensitization of students and employees of the Institution to the constitutional obligations: values, rights, duties and responsibilities of citizens	QIM	4	2	<b>8</b>
7.1.11	Institution celebrates / organizes national and international commemorative days, events and festivals	QIM	5	4	<b>20</b>
<b>7.1</b>	<b>Institutional Values and Social Responsibilities</b>		<b>19</b>	<b>2.53</b>	<b>48</b>
<b>7.2</b>	<b>Best Practices</b>				
7.2.1	Describe any one best practice followed by the Department / Cell / Body / Committee / Club/Unit	QIM	30	2	60
<b>7.2</b>	<b>Best Practices</b>		<b>30</b>	<b>2</b>	<b>60</b>
<b>7.3</b>	<b>Institutional Distinctiveness</b>				
7.3.1	Describe/Explain the performance the Department in one area distinctive to its Vision, Priority & Thrust	QIM	20	1	20
<b>7.3</b>	<b>Institutional Distinctiveness</b>		<b>20</b>	<b>1</b>	<b>20</b>
<b>Criterion VII – Institutional Values and Best Practices</b>			<b>69</b>	<b>1.86</b>	<b>128</b>
	<b>Criteria-wise Assessment</b>		<b>Weightage (W)</b>	<b>Score</b>	<b>Wtd Grade Point (WGP)</b>
3	Research, Innovation & Extension		50.00	0.90	45.00
7	Institutional values & Best Practices		69.00	1.86	128.00
	<b>Overall:-</b>		<b>119.00</b>	<b>1.45</b>	<b>173.00</b>

**Performance of metrics in Research, Innovation & Extension,  
Institutional values & Best Practices**



**Unit / Cell / Club: NSS - 91**

**Academic and Administrative Audit - 2019-2020**

**Strengths and Weaknesses**

**Strengths : Nil**

**Weaknesses :**

- Institutional Values and Social Responsibilities
- Best Practices
- Institutional Distinctiveness
- Extension Activities





**Scott Christian College (Autonomous)**  
Nagercoil – 629 003, Tamil Nadu, India



**INTERNAL QUALITY ASSURANCE CELL**

# **ACADEMIC & ADMINISTRATIVE AUDIT 2019 - 2020**

## **NSS – 92**

**GRADE**

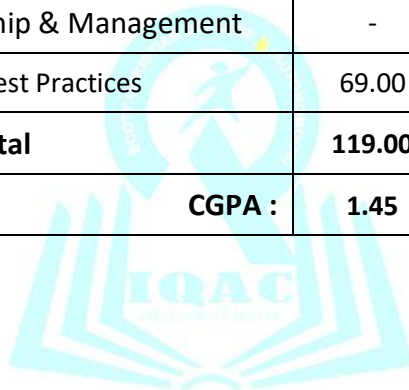
**D**

**Score : 1.45/4**

**Unit / Cell / Club: NSS - 92**

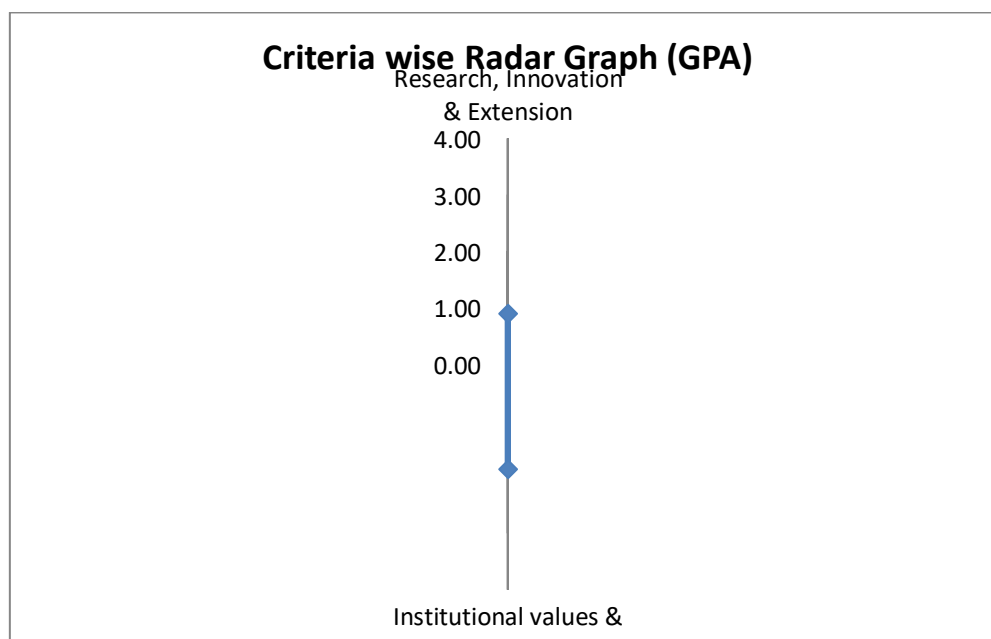
**Academic and Administrative Audit - 2019-2020**

No	Criteria	Weightage (W1)	Criterion-wise Weighted Grade Point (CrWGP1)	Grade Point Averages (CrWGP <sub>i</sub> /W <sub>i</sub> )
1	Curricular Aspects	-	-	-
2	Teaching, Learning & Evaluation	-	-	-
3	Research, Innovation & Extension	50.00	45.00	0.90
4	Infrastructure & Learning resources	-	-	-
5	Student Support & Progression	-	-	-
6	Governance, Leadership & Management	-	-	-
7	Institutional values & Best Practices	69.00	128.00	1.86
	<b>Total</b>	<b>119.00</b>	<b>173.00</b>	<b>1.45</b>
	<b>CGPA :</b>	<b>1.45</b>		



Dean IQAC

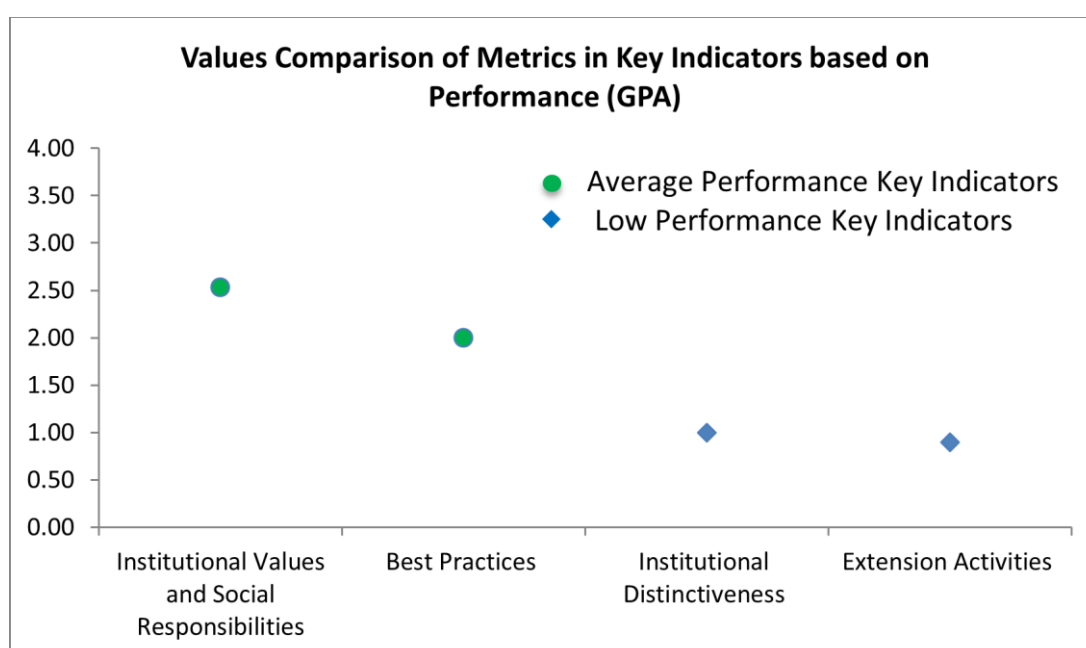
Principal



**Unit / Cell / Club: NSS - 92**

**Academic and Administrative Audit - 2019-2020**

No	Criteria and Key Indicators	Key Indicator Weightage (W <sub>i</sub> )	Key Indicator Wise Weighted Grade Points (KIWGP) <sub>i</sub>	Grade Point Averages (CrWGPI/W <sub>i</sub> )
<b>Criterion III – Research, Innovations and Extension</b>				
3.6	Extension Activities	50	45.00	0.90
	<b>Total</b>	<b>50</b>	<b>45.00</b>	<b>0.90</b>
<b>Criterion VII – Institutional Values and Best Practices</b>				
7.1	Institutional Values and Social Responsibilities	19	48.00	2.53
7.2	Best Practices	30	60.00	2.00
7.3	Institutional Distinctiveness	20	20.00	1.00
	<b>Total</b>	<b>69</b>	<b>128.00</b>	<b>1.86</b>
	<b>Grand Total</b>	<b>119</b>	<b>173.00</b>	<b>1.45</b>





## Scott Christian College (Autonomous), Nagercoil

AAA 2019 - 2020 - Assessment Sheet

NSS Unit - 92



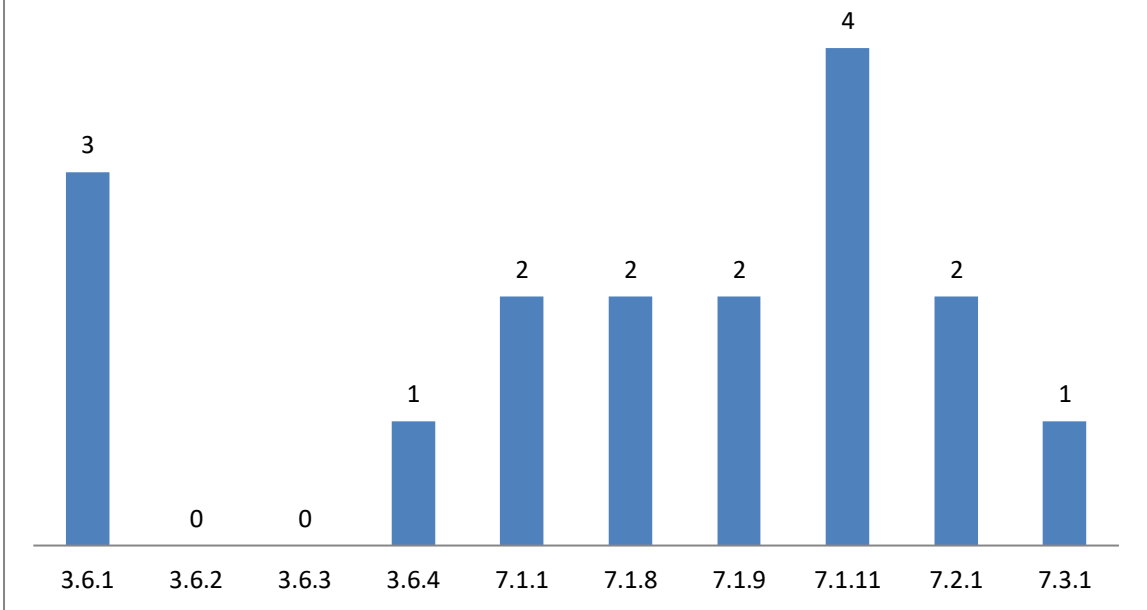
### Qualitative & Quantitative Metrics

Metric	Parameter	QIM/QnM	Weightage	Score	Wtd. Score
	<b>Criterion III – Research, Innovations and Extension</b>				
<b>3.6</b>	<b>Extension Activities</b>				
3.6.1	What are the Extension activities in the neighborhood community in terms of impact and sensitizing students to social issues and holistic development during 2019-2020?	QIM	10	3	30
3.6.2	Number of awards and recognition received for extension activities from Government /recognized bodies during 2019 - 2020	QnM	15	0	0
3.6.3	Number of extension and outreach Programmes conducted in collaboration with industry, community and Non-Government Organizations through NSS/NCC/Red cross/YRC etc., during 2019-2020	QnM	10	0	0
3.6.4	Students participating in extension activities with Government Organizations, Non-Government Organizations and Programmes such as Swachh Bharat, Aids Awareness, Gender Issue, etc. during 2019-2020	QnM	15	1	15
<b>3.6</b>	<b>Extension Activities</b>		<b>50</b>	<b>0.9</b>	<b>45</b>
	<b>Criterion III – Research, Innovations and Extension</b>		<b>50</b>	<b>0.9</b>	<b>45</b>
	<b>Criterion VII – Institutional Values and Best Practices</b>				
<b>7.1</b>	<b>Institutional Values and Social Responsibilities</b>				
7.1.1	Number of gender equity promotion Programmes organized by the department/club/cell/ unit during 2019-2020	QIM	5	2	10

7.1.8	Institutional efforts/initiatives in providing an inclusive environment i.e., tolerance and harmony towards cultural, regional, linguistic, communal socioeconomic and other diversities	QIM	5	2	<b>10</b>
7.1.9	Sensitization of students and employees of the Institution to the constitutional obligations: values, rights, duties and responsibilities of citizens	QIM	4	2	<b>8</b>
7.1.11	Institution celebrates / organizes national and international commemorative days, events and festivals	QIM	5	4	<b>20</b>
<b>7.1</b>	<b>Institutional Values and Social Responsibilities</b>		<b>19</b>	<b>2.53</b>	<b>48</b>
<b>7.2</b>	<b>Best Practices</b>				
7.2.1	Describe any one best practice followed by the Department / Cell / Body / Committee / Club/Unit	QIM	30	2	60
<b>7.2</b>	<b>Best Practices</b>		<b>30</b>	<b>2</b>	<b>60</b>
<b>7.3</b>	<b>Institutional Distinctiveness</b>				
7.3.1	Describe/Explain the performance the Department in one area distinctive to its Vision, Priority & Thrust	QIM	20	1	20
<b>7.3</b>	<b>Institutional Distinctiveness</b>		<b>20</b>	<b>1</b>	<b>20</b>
<b>Criterion VII – Institutional Values and Best Practices</b>			<b>69</b>	<b>1.86</b>	<b>128</b>
	<b>Criteria-wise Assessment</b>		<b>Weightage (W)</b>	<b>Score</b>	<b>Wtd Grade Point (WGP)</b>
3	Research, Innovation & Extension		50.00	0.90	45.00
7	Institutional values & Best Practices		69.00	1.86	128.00
	<b>Overall:-</b>		<b>119.00</b>	<b>1.45</b>	<b>173.00</b>



**Performance of metrics in Research, Innovation & Extension,  
Institutional values & Best Practices**



**Unit / Cell / Club: NSS - 92**

**Academic and Administrative Audit - 2019-2020**

**Strengths and Weaknesses**

**Strengths : Nil**

**Weaknesses :**

- Institutional Values and Social Responsibilities
- Best Practices
- Institutional Distinctiveness
- Extension Activities





**Scott Christian College (Autonomous)**  
Nagercoil – 629 003, Tamil Nadu, India



**INTERNAL QUALITY ASSURANCE CELL**

# **ACADEMIC & ADMINISTRATIVE AUDIT 2019 - 2020**

## **NSS – 93**

**GRADE**

**C**

**Score : 1.58/4**

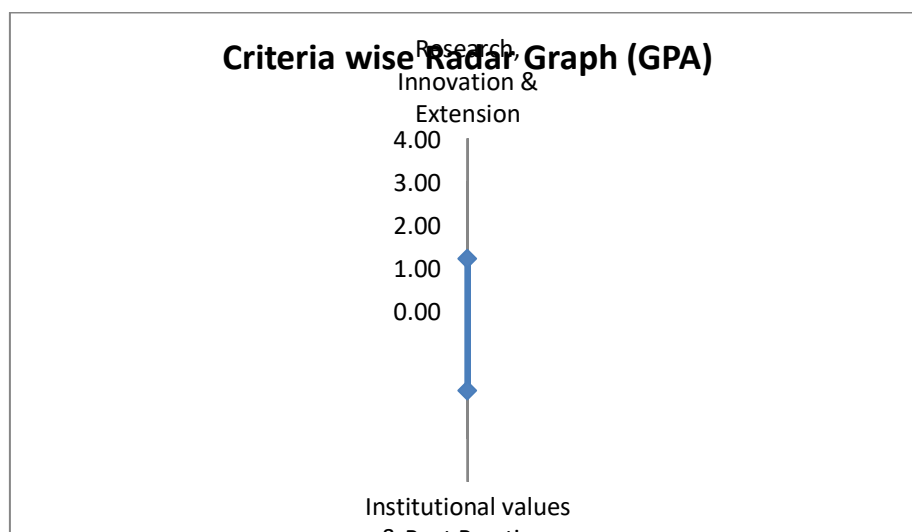
**Unit / Cell / Club: NSS - 93**

**Academic and Administrative Audit - 2019-2020**

No	Criteria	Weightage (W1)	Criterion-wise Weighted Grade Point (CrWGP1)	Grade Point Averages (CrWGP <sub>i</sub> /W <sub>i</sub> )
1	Curricular Aspects	-	-	-
2	Teaching, Learning & Evaluation	-	-	-
3	Research, Innovation & Extension	50.00	60.00	1.20
4	Infrastructure & Learning resources	-	-	-
5	Student Support & Progression	-	-	-
6	Governance, Leadership & Management	-	-	-
7	Institutional values & Best Practices	69.00	128.00	1.86
	<b>Total</b>	<b>119.00</b>	<b>188.00</b>	<b>1.58</b>
	<b>CGPA :</b>	<b>1.58</b>		

Dean IQAC

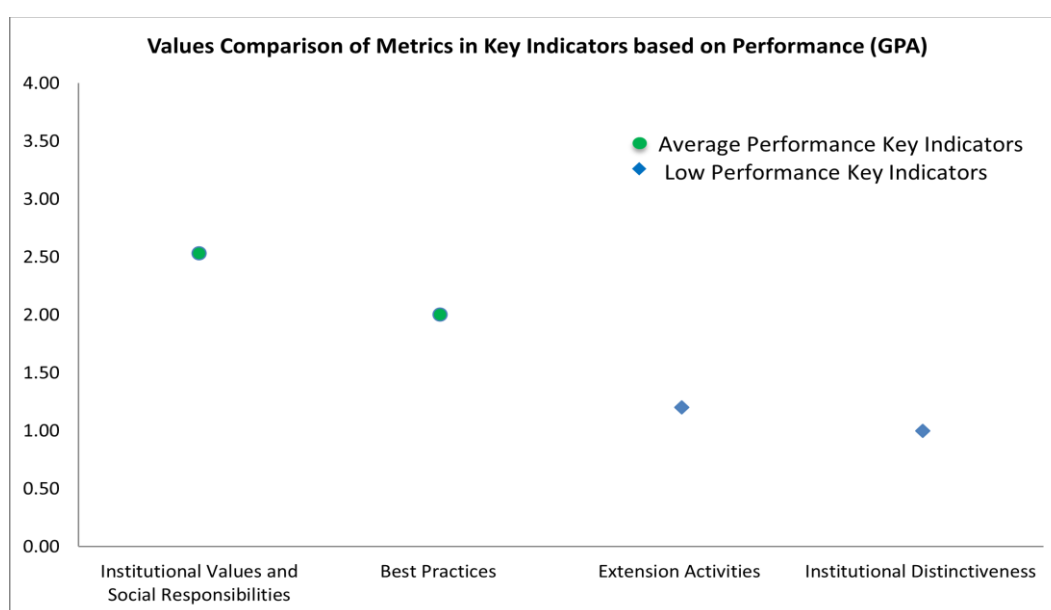
Principal



Unit / Cell / Club: NSS - 93

Academic and Administrative Audit - 2019-2020

No	Criteria and Key Indicators	Key Indicator Weightage (W <sub>i</sub> )	Key Indicator Wise Weighted Grade Points (KIWGP) <sub>i</sub>	Grade Point Averages (CrWGPI/W <sub>i</sub> )
<b>Criterion III – Research, Innovations and Extension</b>				
3.6	Extension Activities	50	60.00	1.20
	<b>Total</b>	<b>50</b>	<b>60.00</b>	<b>1.20</b>
<b>Criterion VII – Institutional Values and Best Practices</b>				
7.1	Institutional Values and Social Responsibilities	19	48.00	2.53
7.2	Best Practices	30	60.00	2.00
7.3	Institutional Distinctiveness	20	20.00	1.00
	<b>Total</b>	<b>69</b>	<b>128.00</b>	<b>1.86</b>
	<b>Grand Total</b>	<b>119</b>	<b>188.00</b>	<b>1.58</b>





## Scott Christian College (Autonomous), Nagercoil

AAA 2019 - 2020 - Assessment Sheet

NSS Unit - 93

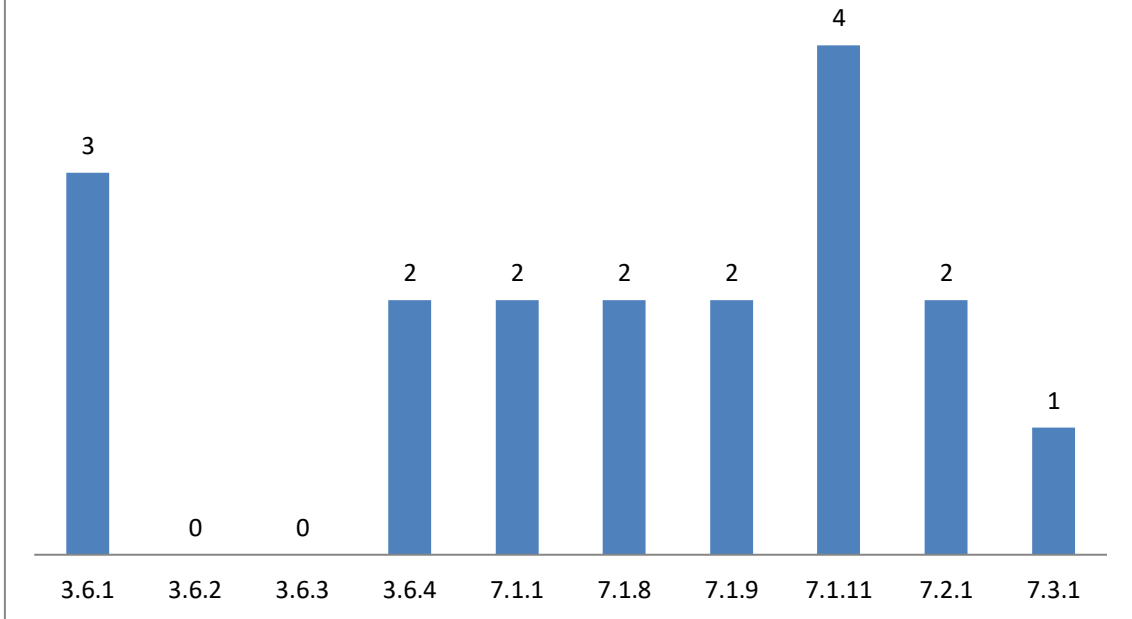


### Qualitative & Quantitative Metrics

Metric	Parameter	QIM/QnM	Weightage	Score	Wtd. Score
	<b>Criterion III – Research, Innovations and Extension</b>				
<b>3.6</b>	<b>Extension Activities</b>				
3.6.1	What are the Extension activities in the neighborhood community in terms of impact and sensitizing students to social issues and holistic development during 2019-2020?	QIM	10	3	30
3.6.2	Number of awards and recognition received for extension activities from Government /recognized bodies during 2019 - 2020	QnM	15	0	0
3.6.3	Number of extension and outreach Programmes conducted in collaboration with industry, community and Non- Government Organizations through NSS/NCC/Red cross/YRC etc., during 2019-2020	QnM	10	0	0
3.6.4	Students participating in extension activities with Government Organizations, Non-Government Organizations and Programmes such as Swachh Bharat, Aids Awareness, Gender Issue, etc. during 2019-2020	QnM	15	2	30
<b>3.6</b>	<b>Extension Activities</b>		50	1.2	60
	<b>Criterion III – Research, Innovations and Extension</b>		50	1.2	60
	<b>Criterion VII – Institutional Values and Best Practices</b>				
<b>7.1</b>	<b>Institutional Values and Social Responsibilities</b>				
7.1.1	Number of gender equity promotion Programmes organized by the department/club/cell/ unit during 2019-2020	QIM	5	2	10

7.1.8	Institutional efforts/initiatives in providing an inclusive environment i.e., tolerance and harmony towards cultural, regional, linguistic, communal socioeconomic and other diversities	QIM	5	2	<b>10</b>
7.1.9	Sensitization of students and employees of the Institution to the constitutional obligations: values, rights, duties and responsibilities of citizens	QIM	4	2	<b>8</b>
7.1.11	Institution celebrates / organizes national and international commemorative days, events and festivals	QIM	5	4	<b>20</b>
<b>7.1</b>	<b>Institutional Values and Social Responsibilities</b>		<b>19</b>	<b>2.53</b>	<b>48</b>
<b>7.2</b>	<b>Best Practices</b>				
7.2.1	Describe any one best practice followed by the Department / Cell / Body / Committee / Club/Unit	QIM	30	2	60
<b>7.2</b>	<b>Best Practices</b>		<b>30</b>	<b>2</b>	<b>60</b>
<b>7.3</b>	<b>Institutional Distinctiveness</b>				
7.3.1	Describe/Explain the performance the Department in one area distinctive to its Vision, Priority & Thrust	QIM	20	1	20
<b>7.3</b>	<b>Institutional Distinctiveness</b>		<b>20</b>	<b>1</b>	<b>20</b>
<b>Criterion VII – Institutional Values and Best Practices</b>			<b>69</b>	<b>1.86</b>	<b>128</b>
	<b>Criteria-wise Assessment</b>		<b>Weightage (W)</b>	<b>Score</b>	<b>Wtd Grade Point (WGP)</b>
3	Research, Innovation & Extension		50.00	1.20	60.00
7	Institutional values & Best Practices		69.00	1.86	128.00
	<b>Overall:-</b>		<b>119.00</b>	<b>1.58</b>	<b>188.00</b>

**Performance of metrics in Research, Innovation & Extension,  
Institutional values & Best Practices**





**Unit / Cell / Club: NSS - 93**

**Academic and Administrative Audit - 2019-2020**

**Strengths and Weaknesses**

**Strengths : Nil**

**Weaknesses :**

- Institutional Values and Social Responsibilities
- Best Practices
- Extension Activities
- Institutional Distinctiveness





**Scott Christian College (Autonomous)**  
Nagercoil – 629 003, Tamil Nadu, India



**INTERNAL QUALITY ASSURANCE CELL**

# **ACADEMIC & ADMINISTRATIVE AUDIT 2019 - 2020**

## **NSS – 123**

**GRADE**

**D**

**Score : 1.45/4**

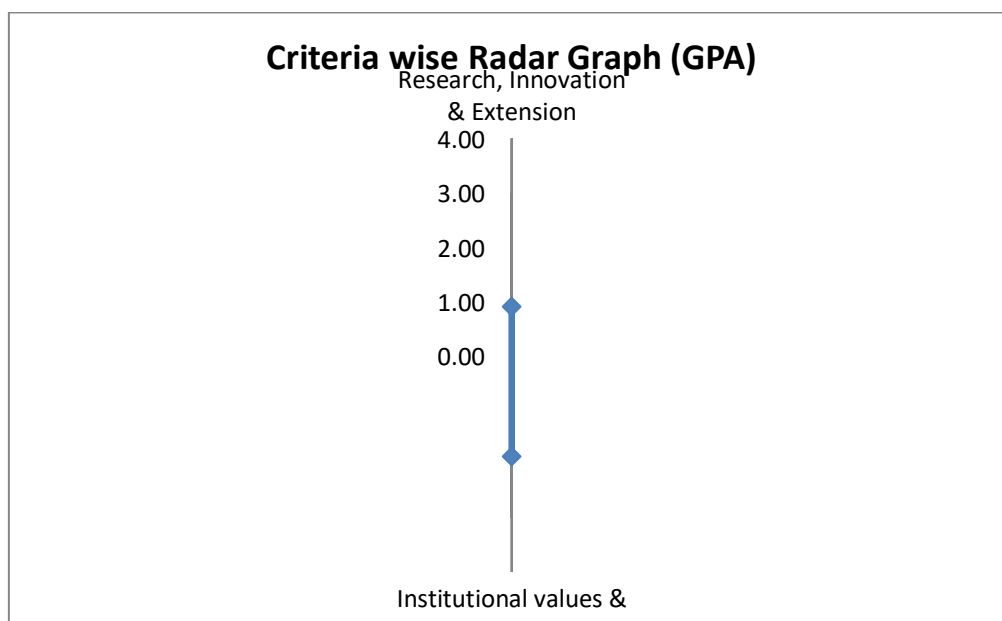
Unit / Cell / Club: NSS - 123

Academic and Administrative Audit - 2019-2020

No	Criteria	Weightage (W1)	Criterion-wise Weighted Grade Point (CrWGP1)	Grade Point Averages (CrWGP <sub>i</sub> /W <sub>i</sub> )
1	Curricular Aspects	-	-	-
2	Teaching, Learning & Evaluation	-	-	-
3	Research, Innovation & Extension	50.00	45.00	0.90
4	Infrastructure & Learning resources	-	-	-
5	Student Support & Progression	-	-	-
6	Governance, Leadership & Management	-	-	-
7	Institutional values & Best Practices	69.00	128.00	1.86
	<b>Total</b>	<b>119.00</b>	<b>173.00</b>	<b>1.45</b>
	<b>CGPA :</b>	<b>1.45</b>		

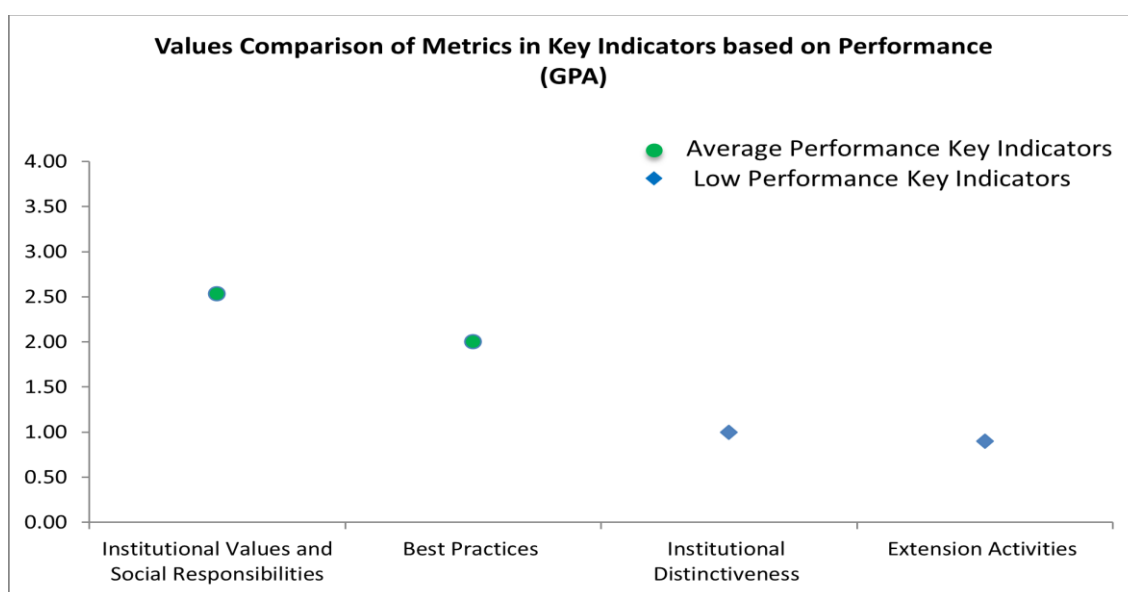
Dean IQAC

Principal



Academic and Administrative Audit - 2019-2020

No	Criteria and Key Indicators	Key Indicator Weightage (W <sub>i</sub> )	Key Indicator Wise Weighted Grade Points (KIWGP) <sub>i</sub>	Grade Point Averages (CrWGPI/W <sub>i</sub> )
<b>Criterion III – Research, Innovations and Extension</b>				
3.6	Extension Activities	50	45.00	0.90
	<b>Total</b>	<b>50</b>	<b>45.00</b>	<b>0.90</b>
<b>Criterion VII – Institutional Values and Best Practices</b>				
7.1	Institutional Values and Social Responsibilities	19	48.00	2.53
7.2	Best Practices	30	60.00	2.00
7.3	Institutional Distinctiveness	20	20.00	1.00
	<b>Total</b>	<b>69</b>	<b>128.00</b>	<b>1.86</b>
	<b>Grand Total</b>	<b>119</b>	<b>173.00</b>	<b>1.45</b>





## Scott Christian College (Autonomous), Nagercoil

AAA 2019 - 2020 - Assessment Sheet

NSS Unit - 123

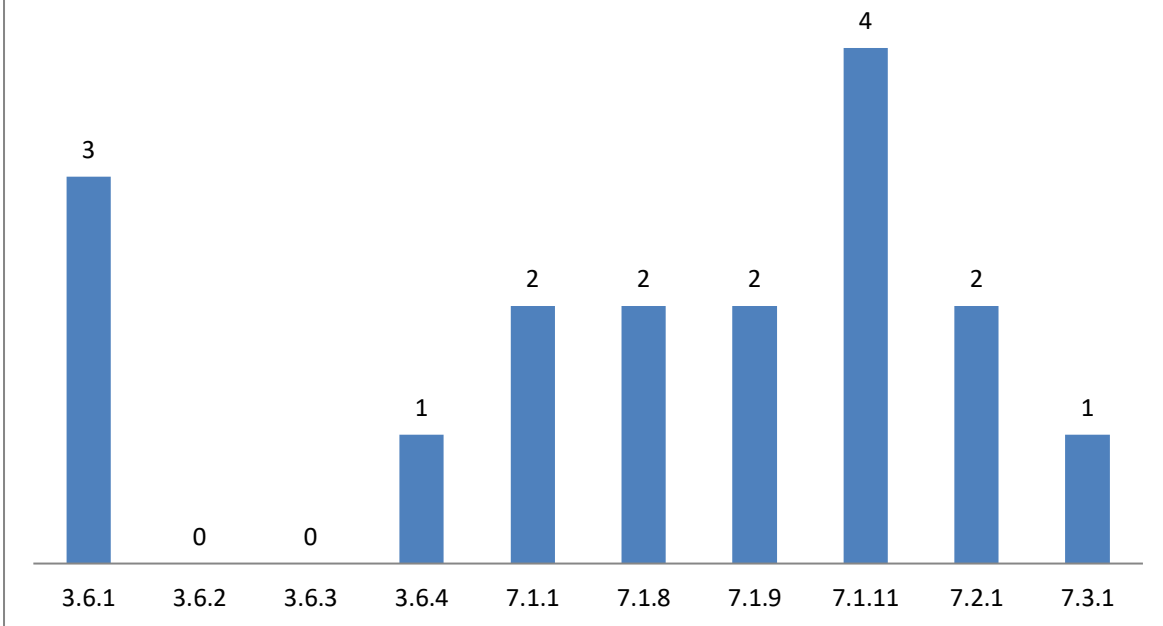


### Qualitative & Quantitative Metrics

Metric	Parameter	QIM/QnM	Weightage	Score	Wtd. Score
	<b>Criterion III – Research, Innovations and Extension</b>				
<b>3.6</b>	<b>Extension Activities</b>				
3.6.1	What are the Extension activities in the neighborhood community in terms of impact and sensitizing students to social issues and holistic development during 2019-2020?	QIM	10	3	30
3.6.2	Number of awards and recognition received for extension activities from Government /recognized bodies during 2019 - 2020	QnM	15	0	0
3.6.3	Number of extension and outreach Programmes conducted in collaboration with industry, community and Non-Government Organizations through NSS/NCC/Red cross/YRC etc., during 2019-2020	QnM	10	0	0
3.6.4	Students participating in extension activities with Government Organizations, Non-Government Organizations and Programmes such as Swachh Bharat, Aids Awareness, Gender Issue, etc. during 2019-2020	QnM	15	1	15
<b>3.6</b>	<b>Extension Activities</b>		50	0.9	45
	<b>Criterion III – Research, Innovations and Extension</b>		50	0.9	45
	<b>Criterion VII – Institutional Values and Best Practices</b>				
<b>7.1</b>	<b>Institutional Values and Social Responsibilities</b>				
7.1.1	Number of gender equity promotion Programmes organized by the department/club/cell/ unit during 2019-2020	QIM	5	2	10

7.1.8	Institutional efforts/initiatives in providing an inclusive environment i.e., tolerance and harmony towards cultural, regional, linguistic, communal socioeconomic and other diversities	QIM	5	2	<b>10</b>
7.1.9	Sensitization of students and employees of the Institution to the constitutional obligations: values, rights, duties and responsibilities of citizens	QIM	4	2	<b>8</b>
7.1.11	Institution celebrates / organizes national and international commemorative days, events and festivals	QIM	5	4	<b>20</b>
<b>7.1</b>	<b>Institutional Values and Social Responsibilities</b>		<b>19</b>	<b>2.53</b>	<b>48</b>
<b>7.2</b>	<b>Best Practices</b>				
7.2.1	Describe any one best practice followed by the Department / Cell / Body / Committee / Club/Unit	QIM	30	2	60
<b>7.2</b>	<b>Best Practices</b>		<b>30</b>	<b>2</b>	<b>60</b>
<b>7.3</b>	<b>Institutional Distinctiveness</b>				
7.3.1	Describe/Explain the performance the Department in one area distinctive to its Vision, Priority & Thrust	QIM	20	1	20
<b>7.3</b>	<b>Institutional Distinctiveness</b>		<b>20</b>	<b>1</b>	<b>20</b>
<b>Criterion VII – Institutional Values and Best Practices</b>			<b>69</b>	<b>1.86</b>	<b>128</b>
	<b>Criteria-wise Assessment</b>		<b>Weightage (W)</b>	<b>Score</b>	<b>Wtd Grade Point (WGP)</b>
3	Research, Innovation & Extension		50.00	0.90	45.00
7	Institutional values & Best Practices		69.00	1.86	128.00
	<b>Overall:-</b>		<b>119.00</b>	<b>1.45</b>	<b>173.00</b>

**Performance of metrics in Research, Innovation & Extension,  
Institutional values & Best Practices**



**Unit / Cell / Club: NSS - 123**

**Academic and Administrative Audit - 2019-2020**

**Strengths and Weaknesses**

**Strengths : Nil**

**Weaknesses :**

- Institutional Values and Social Responsibilities
- Best Practices
- Institutional Distinctiveness
- Extension Activities







**Scott Christian College (Autonomous)**  
Nagercoil – 629 003, Tamil Nadu, India



**INTERNAL QUALITY ASSURANCE CELL**

# **ACADEMIC & ADMINISTRATIVE AUDIT 2019 - 2020**

## **NSS – 124**

**GRADE**

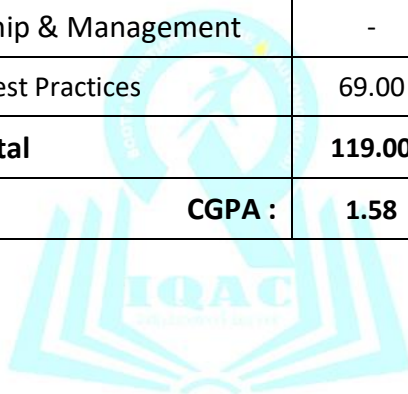
**C**

**Score : 1.58/4**

**Unit / Cell / Club: NSS - 124**

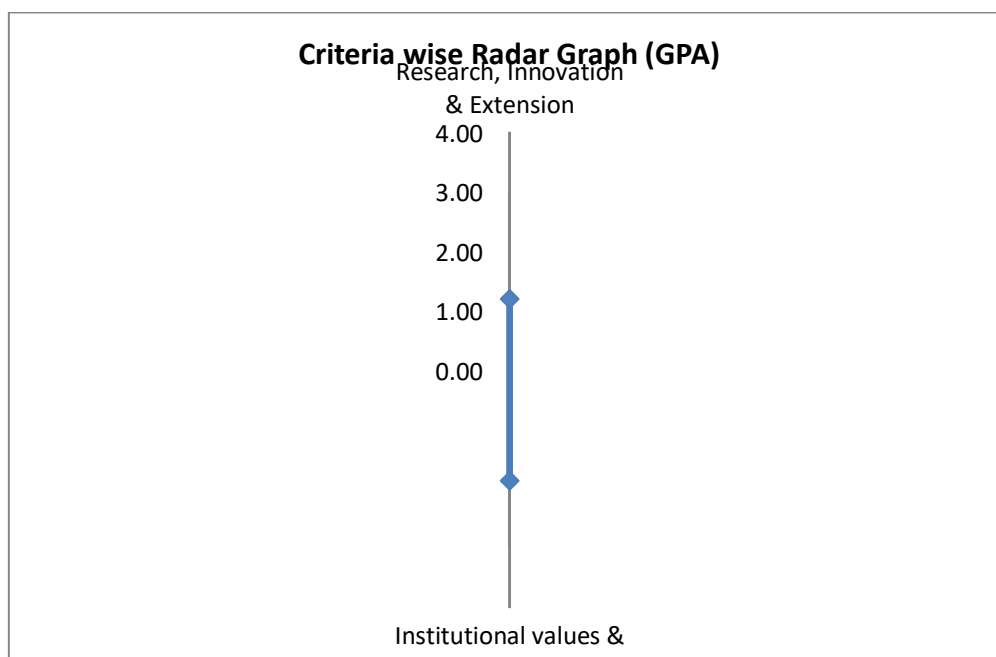
**Academic and Administrative Audit - 2019-2020**

No	Criteria	Weightage (W1)	Criterion-wise Weighted Grade Point (CrWGP1)	Grade Point Averages (CrWGP <sub>i</sub> /W <sub>i</sub> )
1	Curricular Aspects	-	-	-
2	Teaching, Learning & Evaluation	-	-	-
3	Research, Innovation & Extension	50.00	60.00	1.20
4	Infrastructure & Learning resources	-	-	-
5	Student Support & Progression	-	-	-
6	Governance, Leadership & Management	-	-	-
7	Institutional values & Best Practices	69.00	128.00	1.86
	<b>Total</b>	<b>119.00</b>	<b>188.00</b>	<b>1.58</b>
	<b>CGPA :</b>	<b>1.58</b>		



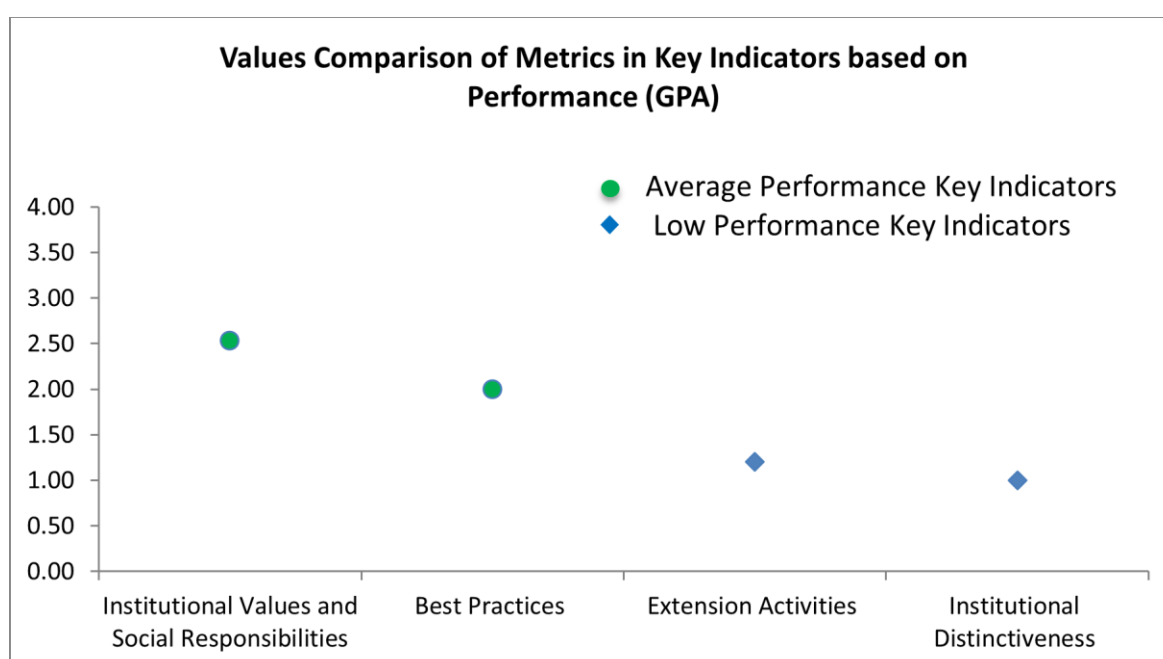
Dean IQAC

Principal



Academic and Administrative Audit - 2019-2020

No	Criteria and Key Indicators	Key Indicator Weightage (W <sub>i</sub> )	Key Indicator Wise Weighted Grade Points (KIWGP) <sub>i</sub>	Grade Point Averages (CrWGPI/W <sub>i</sub> )
<b>Criterion III – Research, Innovations and Extension</b>				
3.6	Extension Activities	50	60.00	1.20
	<b>Total</b>	<b>50</b>	<b>60.00</b>	<b>1.20</b>
<b>Criterion VII – Institutional Values and Best Practices</b>				
7.1	Institutional Values and Social Responsibilities	19	48.00	2.53
7.2	Best Practices	30	60.00	2.00
7.3	Institutional Distinctiveness	20	20.00	1.00
	<b>Total</b>	<b>69</b>	<b>128.00</b>	<b>1.86</b>
	<b>Grand Total</b>	<b>119</b>	<b>188.00</b>	<b>1.58</b>





## Scott Christian College (Autonomous), Nagercoil

AAA 2019 - 2020 - Assessment Sheet

NSS Unit - 124

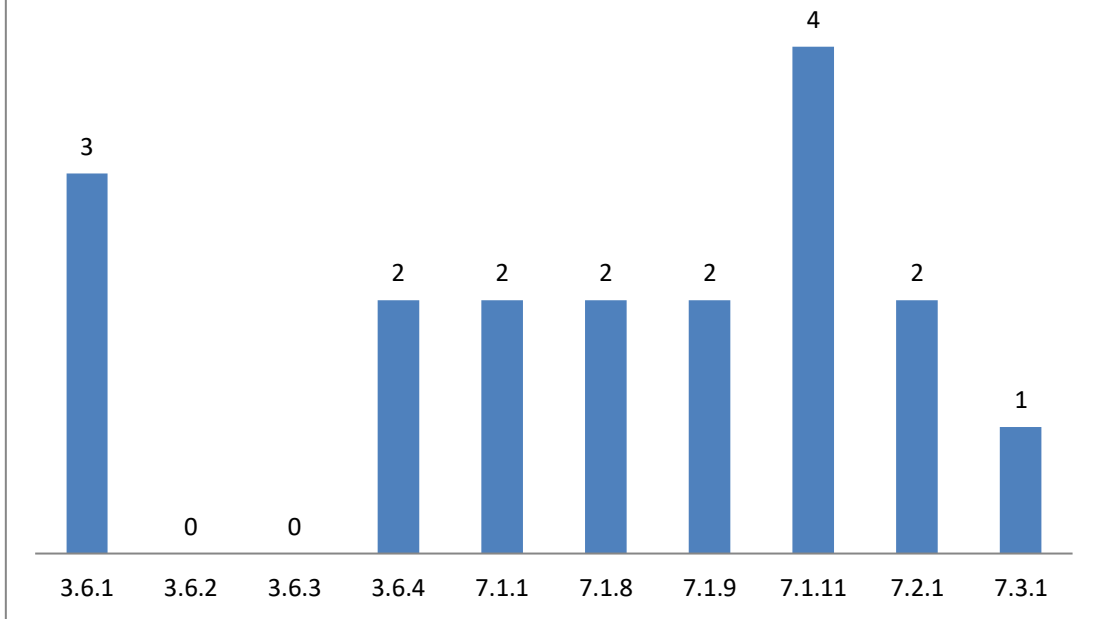


### Qualitative & Quantitative Metrics

Metric	Parameter	QIM/QnM	Weightage	Score	Wtd. Score
	<b>Criterion III – Research, Innovations and Extension</b>				
<b>3.6</b>	<b>Extension Activities</b>				
3.6.1	What are the Extension activities in the neighborhood community in terms of impact and sensitizing students to social issues and holistic development during 2019-2020?	QIM	10	3	30
3.6.2	Number of awards and recognition received for extension activities from Government /recognized bodies during 2019 - 2020	QnM	15	0	0
3.6.3	Number of extension and outreach Programmes conducted in collaboration with industry, community and Non-Government Organizations through NSS/NCC/Red cross/YRC etc., during 2019-2020	QnM	10	0	0
3.6.4	Students participating in extension activities with Government Organizations, Non-Government Organizations and Programmes such as Swachh Bharat, Aids Awareness, Gender Issue, etc. during 2019-2020	QnM	15	2	30
<b>3.6</b>	<b>Extension Activities</b>		50	1.2	60
	<b>Criterion III – Research, Innovations and Extension</b>		50	1.2	60
	<b>Criterion VII – Institutional Values and Best Practices</b>				
<b>7.1</b>	<b>Institutional Values and Social Responsibilities</b>				
7.1.1	Number of gender equity promotion Programmes organized by the department/club/cell/ unit during 2019-2020	QIM	5	2	10

7.1.8	Institutional efforts/initiatives in providing an inclusive environment i.e., tolerance and harmony towards cultural, regional, linguistic, communal socioeconomic and other diversities	QIM	5	2	<b>10</b>
7.1.9	Sensitization of students and employees of the Institution to the constitutional obligations: values, rights, duties and responsibilities of citizens	QIM	4	2	<b>8</b>
7.1.11	Institution celebrates / organizes national and international commemorative days, events and festivals	QIM	5	4	<b>20</b>
<b>7.1</b>	<b>Institutional Values and Social Responsibilities</b>		<b>19</b>	<b>2.53</b>	<b>48</b>
<b>7.2</b>	<b>Best Practices</b>				
7.2.1	Describe any one best practice followed by the Department / Cell / Body / Committee / Club/Unit	QIM	30	2	60
<b>7.2</b>	<b>Best Practices</b>		<b>30</b>	<b>2</b>	<b>60</b>
<b>7.3</b>	<b>Institutional Distinctiveness</b>				
7.3.1	Describe/Explain the performance the Department in one area distinctive to its Vision, Priority & Thrust	QIM	20	1	20
<b>7.3</b>	<b>Institutional Distinctiveness</b>		<b>20</b>	<b>1</b>	<b>20</b>
<b>Criterion VII – Institutional Values and Best Practices</b>			<b>69</b>	<b>1.86</b>	<b>128</b>
	<b>Criteria-wise Assessment</b>		<b>Weightage (W)</b>	<b>Score</b>	<b>Wtd Grade Point (WGP)</b>
3	Research, Innovation & Extension		50.00	1.20	60.00
7	Institutional values & Best Practices		69.00	1.86	128.00
	<b>Overall:-</b>		<b>119.00</b>	<b>1.58</b>	<b>188.00</b>

**Performance of metrics in Research, Innovation & Extension,  
Institutional values & Best Practices**



**Unit / Cell / Club: NSS - 124**

**Academic and Administrative Audit - 2019-2020**

**Strengths and Weaknesses**

**Strengths : Nil**

**Weaknesses :**

- Institutional Values and Social Responsibilities
- Best Practices
- Extension Activities
- Institutional Distinctiveness





**Scott Christian College (Autonomous)**  
Nagercoil – 629 003, Tamil Nadu, India



**INTERNAL QUALITY ASSURANCE CELL**

# **ACADEMIC & ADMINISTRATIVE AUDIT 2019 - 2020**

## **NSS – 127**

**GRADE**

**C**

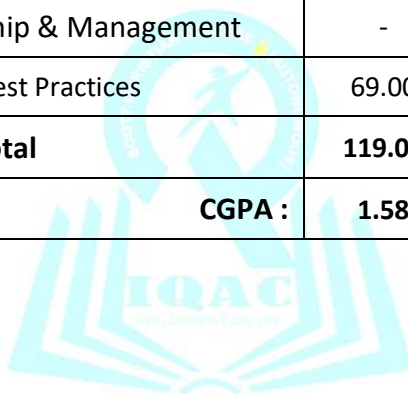
**Score : 1.58/4**



**Unit / Cell / Club: NSS - 127**

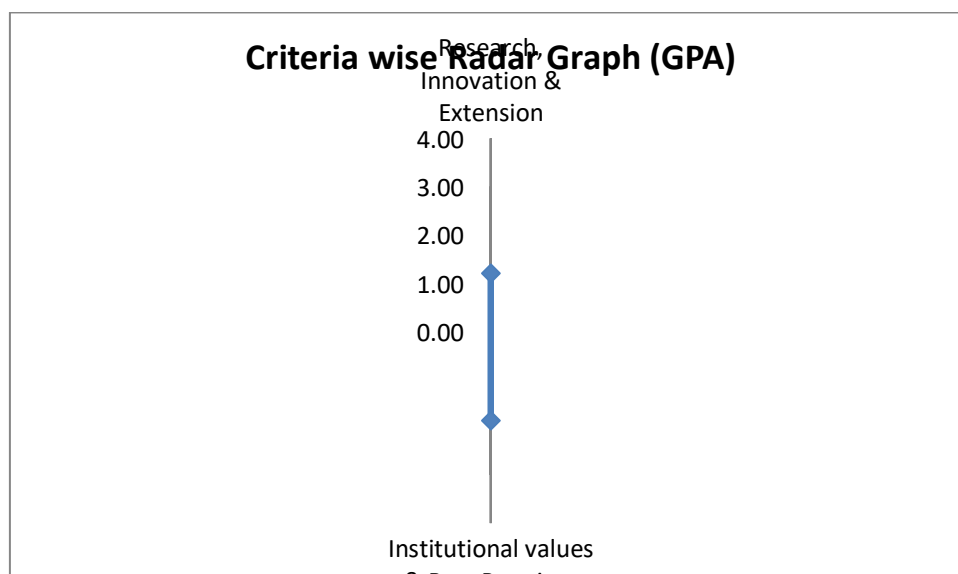
**Academic and Administrative Audit - 2019-2020**

No	Criteria	Weightage (W1)	Criterion-wise Weighted Grade Point (CrWGP1)	Grade Point Averages (CrWGP <sub>i</sub> /W <sub>i</sub> )
1	Curricular Aspects	-	-	-
2	Teaching, Learning & Evaluation	-	-	-
3	Research, Innovation & Extension	50.00	60.00	1.20
4	Infrastructure & Learning resources	-	-	-
5	Student Support & Progression	-	-	-
6	Governance, Leadership & Management	-	-	-
7	Institutional values & Best Practices	69.00	128.00	1.86
	<b>Total</b>	<b>119.00</b>	<b>188.00</b>	<b>1.58</b>
	<b>CGPA :</b>	<b>1.58</b>		



Dean IQAC

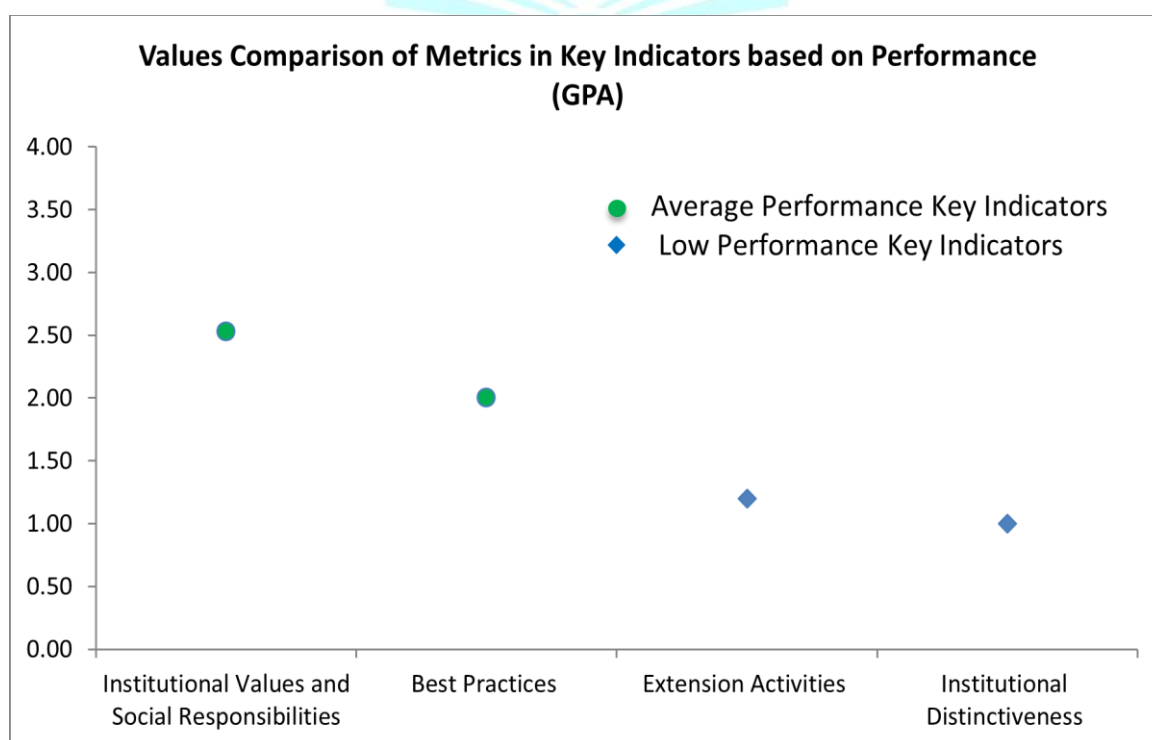
Principal



Unit / Cell / Club: NSS - 127

Academic and Administrative Audit - 2019-2020

No	Criteria and Key Indicators	Key Indicator Weightage (W <sub>i</sub> )	Key Indicator Wise Weighted Grade Points (KIWGP) <sub>i</sub>	Grade Point Averages (CrWGPI/W <sub>i</sub> )
<b>Criterion III – Research, Innovations and Extension</b>				
3.6	Extension Activities	50	60.00	1.20
	<b>Total</b>	<b>50</b>	<b>60.00</b>	<b>1.20</b>
<b>Criterion VII – Institutional Values and Best Practices</b>				
7.1	Institutional Values and Social Responsibilities	19	48.00	2.53
7.2	Best Practices	30	60.00	2.00
7.3	Institutional Distinctiveness	20	20.00	1.00
	<b>Total</b>	<b>69</b>	<b>128.00</b>	<b>1.86</b>
	<b>Grand Total</b>	<b>119</b>	<b>188.00</b>	<b>1.58</b>





## Scott Christian College (Autonomous), Nagercoil

AAA 2019 - 2020 - Assessment Sheet

NSS Unit - 127

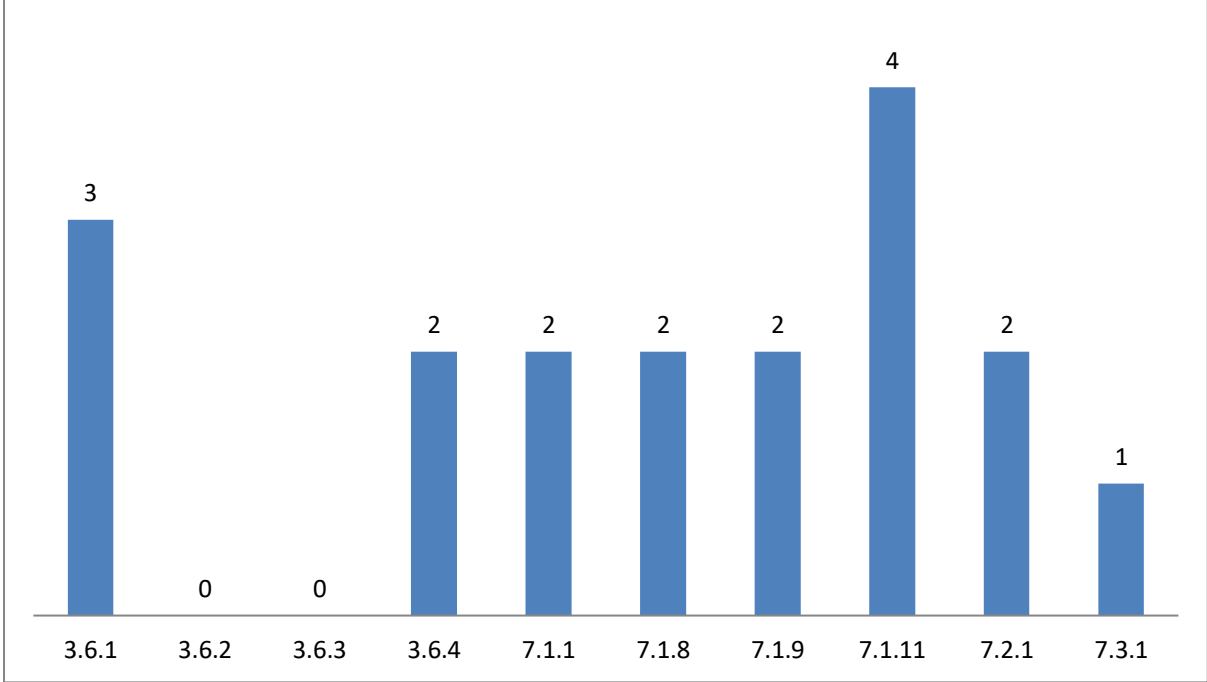


### Qualitative & Quantitative Metrics

Metric	Parameter	QIM/QnM	Weightage	Score	Wtd. Score
	<b>Criterion III – Research, Innovations and Extension</b>				
<b>3.6</b>	<b>Extension Activities</b>				
3.6.1	What are the Extension activities in the neighborhood community in terms of impact and sensitizing students to social issues and holistic development during 2019-2020?	QIM	10	3	30
3.6.2	Number of awards and recognition received for extension activities from Government /recognized bodies during 2019 - 2020	QnM	15	0	0
3.6.3	Number of extension and outreach Programmes conducted in collaboration with industry, community and Non- Government Organizations through NSS/NCC/Red cross/YRC etc., during 2019-2020	QnM	10	0	0
3.6.4	Students participating in extension activities with Government Organizations, Non-Government Organizations and Programmes such as Swachh Bharat, Aids Awareness, Gender Issue, etc. during 2019-2020	QnM	15	2	30
<b>3.6</b>	<b>Extension Activities</b>		50	1.2	60
	<b>Criterion III – Research, Innovations and Extension</b>		50	1.2	60
	<b>Criterion VII – Institutional Values and Best Practices</b>				
<b>7.1</b>	<b>Institutional Values and Social Responsibilities</b>				
7.1.1	Number of gender equity promotion Programmes organized by the department/club/cell/ unit during 2019-2020	QIM	5	2	10

7.1.8	Institutional efforts/initiatives in providing an inclusive environment i.e., tolerance and harmony towards cultural, regional, linguistic, communal socioeconomic and other diversities	QIM	5	2	10
7.1.9	Sensitization of students and employees of the Institution to the constitutional obligations: values, rights, duties and responsibilities of citizens	QIM	4	2	8
7.1.11	Institution celebrates / organizes national and international commemorative days, events and festivals	QIM	5	4	20
<b>7.1</b>	<b>Institutional Values and Social Responsibilities</b>		19	2.53	48
<b>7.2</b>	<b>Best Practices</b>				
7.2.1	Describe any one best practice followed by the Department / Cell / Body / Committee / Club/Unit	QIM	30	2	60
<b>7.2</b>	<b>Best Practices</b>		30	2	60
<b>7.3</b>	<b>Institutional Distinctiveness</b>				
7.3.1	Describe/Explain the performance the Department in one area distinctive to its Vision, Priority & Thrust	QIM	20	1	20
<b>7.3</b>	<b>Institutional Distinctiveness</b>		20	1	20
<b>Criterion VII – Institutional Values and Best Practices</b>			69	1.86	128
	<b>Criteria-wise Assessment</b>		<b>Weightage (W)</b>	<b>Score</b>	<b>Wtd Grade Point (WGP)</b>
3	Research, Innovation & Extension		50.00	1.20	60.00
7	Institutional values & Best Practices		69.00	1.86	128.00
	<b>Overall:-</b>		119.00	1.58	188.00

**Performance of metrics in Research, Innovation & Extension,  
Institutional values & Best Practices**



**Unit / Cell / Club: NSS - 127**

**Academic and Administrative Audit - 2019-2020**

**Strengths and Weaknesses**

**Strengths : Nil**

**Weaknesses :**

- Institutional Values and Social Responsibilities
- Best Practices
- Extension Activities
- Institutional Distinctiveness





**Scott Christian College (Autonomous)**  
Nagercoil – 629 003, Tamil Nadu, India



**INTERNAL QUALITY ASSURANCE CELL**

# **ACADEMIC & ADMINISTRATIVE AUDIT 2019 - 2020**

## **SPORTS**

**GRADE**

**D**

**Score : 0.92/4**

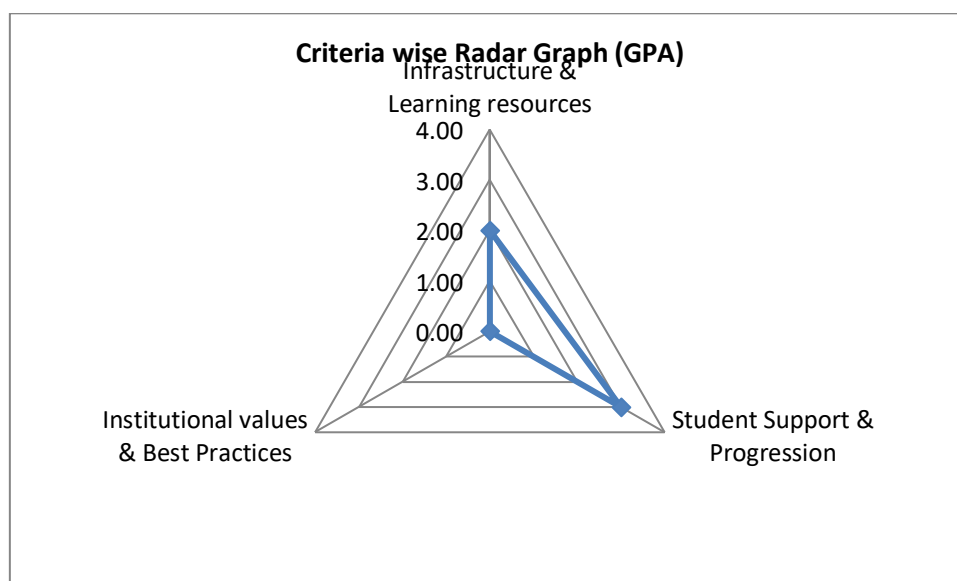
## Unit / Cell / Club: Sports

### Academic and Administrative Audit - 2019-2020

No	Criteria	Weightage (W1)	Criterion-wise Weighted Grade Point (CrWGP1)	Grade Point Averages (CrWGP <sub>i</sub> /W <sub>i</sub> )
1	Curricular Aspects	-	-	-
2	Teaching, Learning & Evaluation	-	-	-
3	Research, Innovation & Extension	-	-	-
4	Infrastructure & Learning resources	4.00	8.00	2.00
5	Student Support & Progression	20.00	60.00	3.00
6	Governance, Leadership & Management	-	-	-
7	Institutional values & Best Practices	50.00	0.00	0.00
	<b>Total</b>	<b>74.00</b>	<b>68.00</b>	<b>0.92</b>
	<b>CGPA :</b>	<b>0.92</b>		

Dean IQAC

Principal

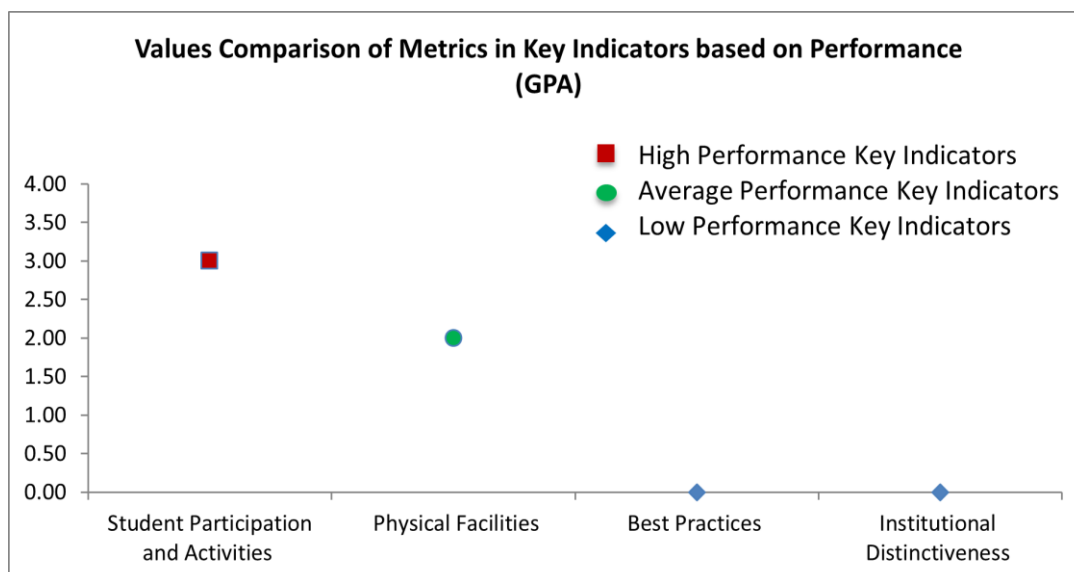




## Unit / Cell / Club: Sports

### Academic and Administrative Audit - 2019-2020

No	Criteria and Key Indicators	Key Indicator Weightage (W <sub>i</sub> )	Key Indicator Wise Weighted Grade Points (KIWGP) <sub>i</sub>	Grade Point Averages (CrWGPI/W <sub>i</sub> )
<b>Criterion IV – Infrastructure and Learning Resources</b>				
4.1	Physical Facilities	4	8.00	2.00
	<b>Total</b>	<b>4</b>	<b>8.00</b>	<b>2.00</b>
<b>Criterion V - Student Support and Progression</b>				
5.3	Student Participation and Activities	20	60.00	3.00
	<b>Total</b>	<b>20</b>	<b>60.00</b>	<b>3.00</b>
<b>Criterion VII – Institutional Values and Best Practices</b>				
7.2	Best Practices	30	0.00	0.00
7.3	Institutional Distinctiveness	20	0.00	0.00
	<b>Total</b>	<b>50</b>	<b>0.00</b>	<b>0.00</b>
	<b>Grand Total</b>	<b>74</b>	<b>68.00</b>	<b>0.92</b>





## Scott Christian College (Autonomous), Nagercoil

AAA 2019 - 2020 - Assessment Sheet

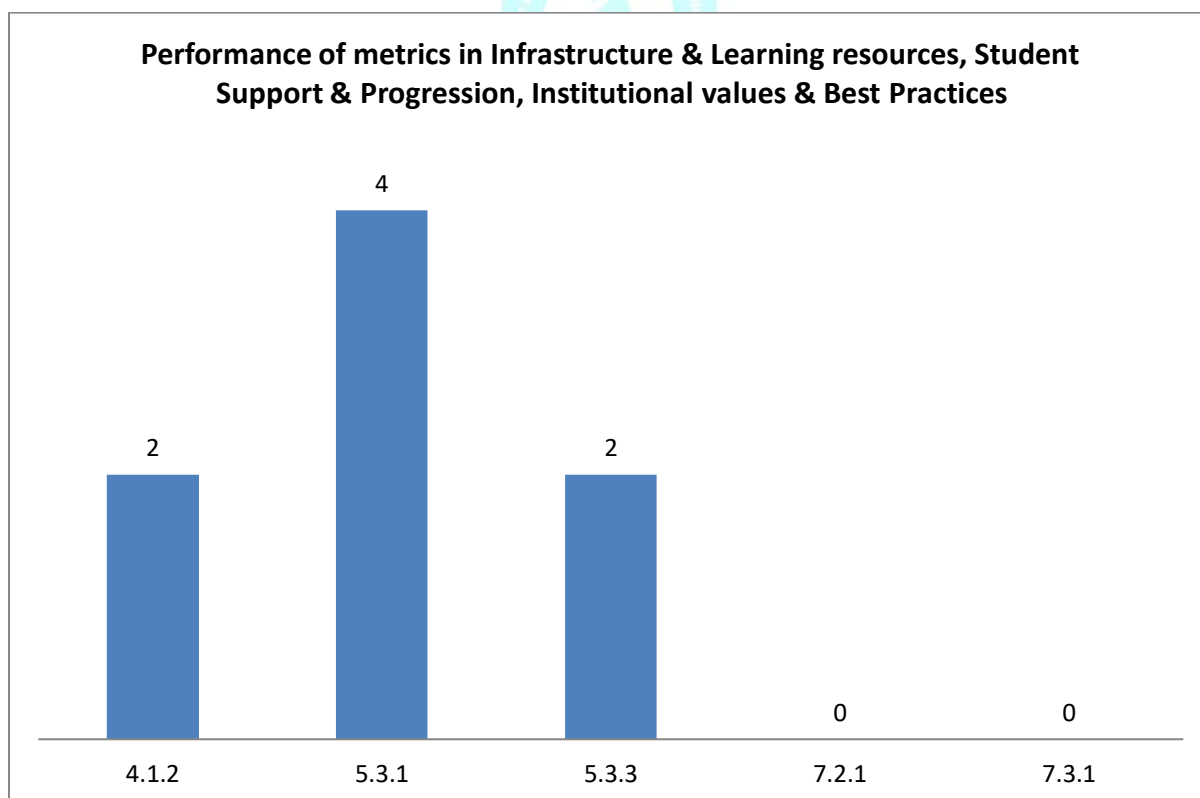


### Sports

#### Qualitative & Quantitative Metrics

Metric	Parameter	QIM/QnM	Weightage	Score	Wtd. Score
	<b>Criterion IV – Infrastructure and Learning Resources</b>				
<b>4.1</b>	<b>Physical Facilities</b>				
4.1.2	The institution has adequate facilities for sports, games (indoor, outdoor) gymnasium, yoga centre etc., and cultural activities	QIM	4	2	8
<b>4.1</b>	<b>Physical Facilities</b>		<b>4</b>	<b>2</b>	<b>8</b>
<b>Criterion IV – Infrastructure and Learning Resources</b>			<b>4</b>	<b>2</b>	<b>8</b>
	<b>Criterion V - Student Support and Progression</b>				
<b>5.3</b>	<b>Student Participation and Activities</b>				
5.3.1	Number of awards/medals for outstanding performance in sports/cultural activities at national/international level (award for a team event should be counted as one) during 2019-2020	QnM	10	4	<b>40</b>
5.3.3	Sports and cultural activities / competitions organized at the institution level during 2019 – 2020	QnM	10	2	<b>20</b>
<b>5.3</b>	<b>Student Participation and Activities</b>		<b>20</b>	<b>3</b>	<b>60</b>
<b>Criterion V - Student Support and Progression</b>			<b>20</b>	<b>3</b>	<b>60</b>
	<b>Criterion VII – Institutional Values and Best Practices</b>				
<b>7.2</b>	<b>Best Practices</b>				
7.2.1	Describe any one best practice followed by the Department / Cell / Body / Committee / Club/Unit	QIM	30	0	0
<b>7.2</b>	<b>Best Practices</b>		<b>30</b>	<b>0</b>	<b>0</b>

<b>7.3</b>	<b>Institutional Distinctiveness</b>				
7.3.1	Describe/Explain the performance the Department in one area distinctive to its Vision, Priority & Thrust	QIM	20	0	0
<b>7.3</b>	<b>Institutional Distinctiveness</b>		20	0	0
<b>Criterion VII – Institutional Values and Best Practices</b>			50	0	0
	<b>Criteria-wise Assessment</b>		<b>Weightage (W)</b>	<b>Score</b>	<b>Wtd Grade Point (WGP)</b>
4	Infrastructure & Learning resources		4.00	2.00	8.00
5	Student Support & Progression		20.00	3.00	60.00
7	Institutional values & Best Practices		50.00	0.00	0.00
	<b>Overall:-</b>		<b>74.00</b>	<b>0.92</b>	<b>68.00</b>



**Unit / Cell / Club: Sports**

**Academic and Administrative Audit - 2019-2020**

**Strengths and Weaknesses**

**Strengths :**

- ✓ Student Participation and Activities

**Weaknesses :**

- Physical Facilities
- Best Practices
- Institutional Distinctiveness





**Scott Christian College (Autonomous)**  
Nagercoil – 629 003, Tamil Nadu, India

**INTERNAL QUALITY ASSURANCE CELL**



# **ACADEMIC & ADMINISTRATIVE AUDIT 2019 - 2020**

## **YOUTH WELFARE**

**GRADE**

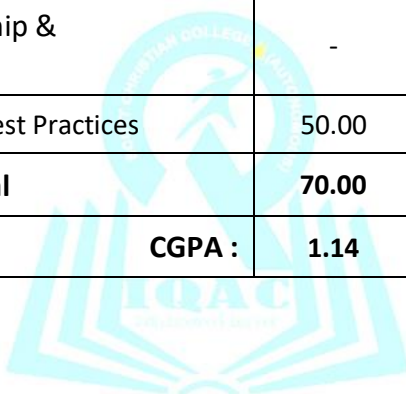
**D**

**Score : 1.14/4**

**Unit / Cell / Club: Youth Welfare**

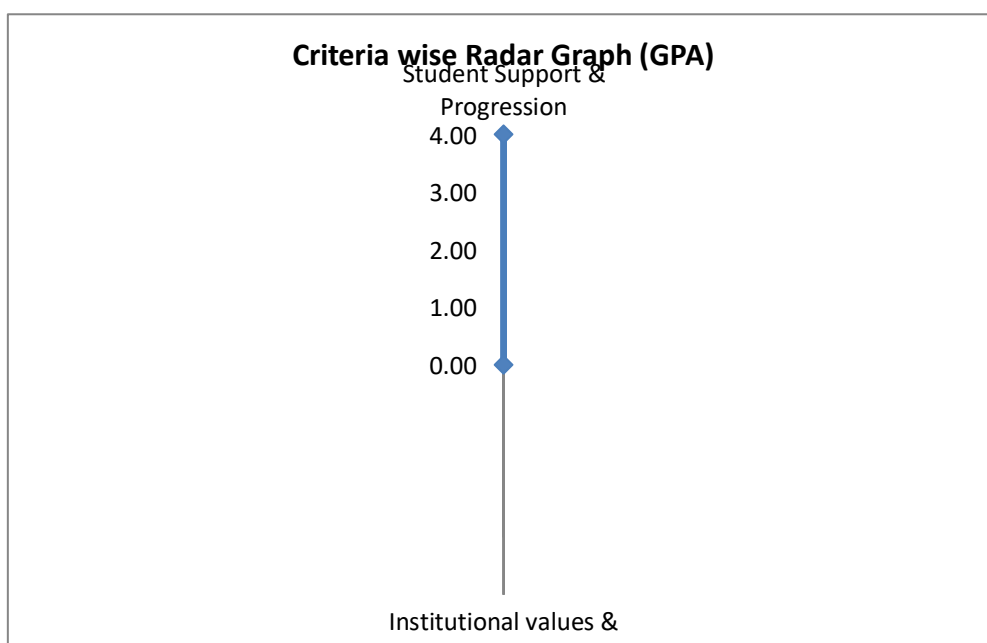
**Academic and Administrative Audit - 2019-2020**

No	Criteria	Weightage (W1)	Criterion-wise Weighted Grade Point (CrWGP1)	Grade Point Averages (CrWGP <sub>i</sub> /W <sub>i</sub> )
1	Curricular Aspects	-	-	-
2	Teaching, Learning & Evaluation	-	-	-
3	Research, Innovation & Extension	-	-	-
4	Infrastructure & Learning resources	-	-	-
5	Student Support & Progression	20.00	80.00	4.00
6	Governance, Leadership & Management	-	-	-
7	Institutional values & Best Practices	50.00	0.00	0.00
	<b>Total</b>	<b>70.00</b>	<b>80.00</b>	<b>1.14</b>
	<b>CGPA :</b>	<b>1.14</b>		



Dean IQAC

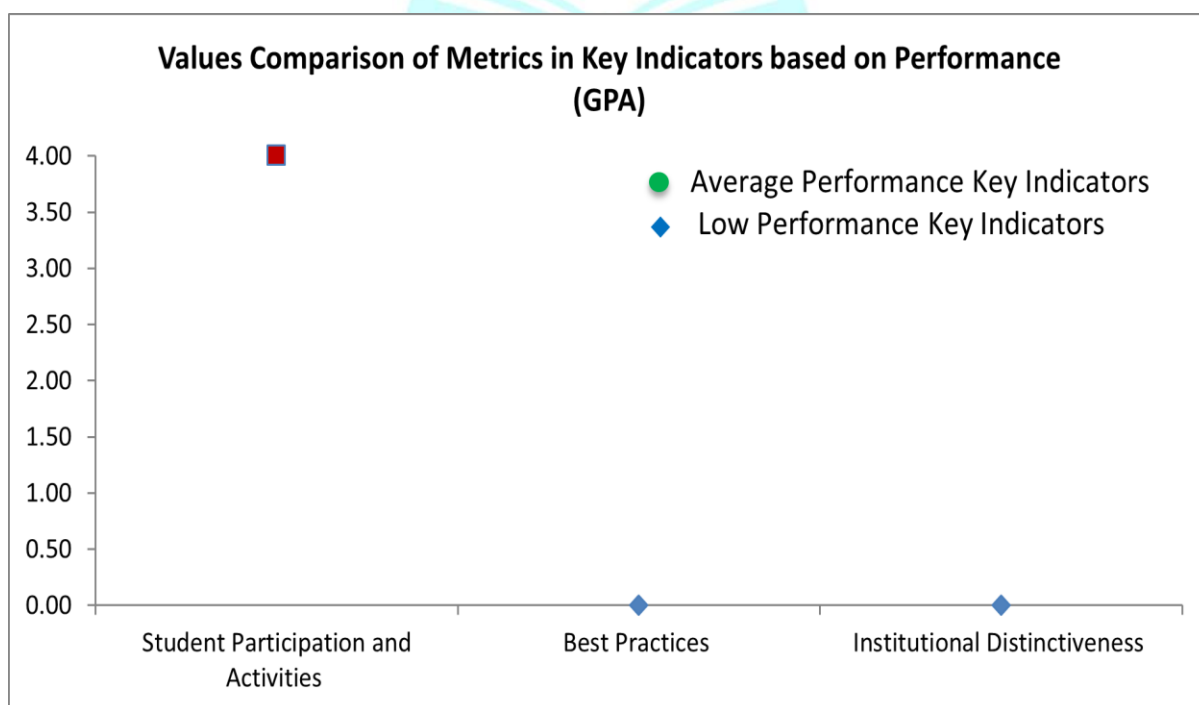
Principal



**Unit / Cell / Club: Youth Welfare**

**Academic and Administrative Audit - 2019-2020**

No	Criteria and Key Indicators	Key Indicator Weightage (W <sub>i</sub> )	Key Indicator Wise Weighted Grade Points (KIWGP) <sub>i</sub>	Grade Point Averages (CrWGPI/W <sub>i</sub> )
<b>Criterion V - Student Support and Progression</b>				
5.3	Student Participation and Activities	20	80.00	4.00
	<b>Total</b>	<b>20</b>	<b>80.00</b>	<b>4.00</b>
<b>Criterion VII – Institutional Values and Best Practices</b>				
7.2	Best Practices	30	0.00	0.00
7.3	Institutional Distinctiveness	20	0.00	0.00
	<b>Total</b>	<b>50</b>	<b>0.00</b>	<b>0.00</b>
	<b>Grand Total</b>	<b>70</b>	<b>80.00</b>	<b>1.14</b>





## Scott Christian College (Autonomous), Nagercoil



AAA 2019 - 2020 - Assessment Sheet

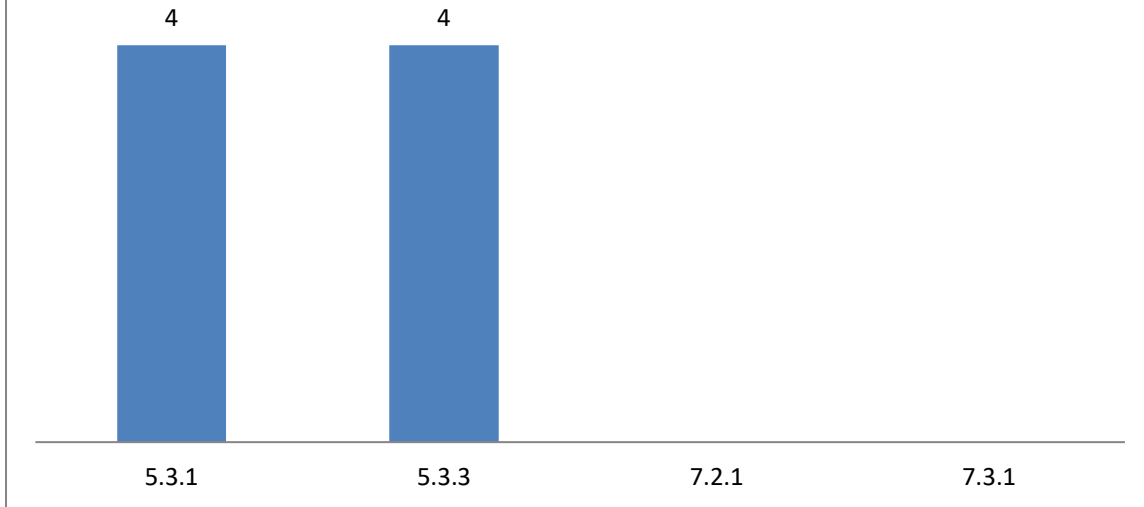
Youth Welfare (Cultural)

### Qualitative & Quantitative Metrics

Metric	Parameter	QIM/ QnM	Weightage	Score	Wtd. Score
	<b>Criterion V - Student Support and Progression</b>				
<b>5.3</b>	<b>Student Participation and Activities</b>				
5.3.1	Number of awards/medals for outstanding performance in sports/cultural activities at national/international level (award for a team event should be counted as one) during 2019-2020	QnM	10	4	<b>40</b>
5.3.3	Sports and cultural activities / competitions organized at the institution level during 2019 – 2020	QnM	10	4	<b>40</b>
<b>5.3</b>	<b>Student Participation and Activities</b>		20	4	<b>80</b>
	<b>Criterion V - Student Support and Progression</b>		20	4	<b>80</b>
	<b>Criterion VII – Institutional Values and Best Practices</b>				
<b>7.2</b>	<b>Best Practices</b>				
7.2.1	Describe any one best practice followed by the Department / Cell / Body / Committee / Club/Unit	QIM	30		0
<b>7.2</b>	<b>Best Practices</b>		30	0	0
<b>7.3</b>	<b>Institutional Distinctiveness</b>				
7.3.1	Describe/Explain the performance the Department in one area distinctive to its Vision, Priority & Thrust	QIM	20		0
<b>7.3</b>	<b>Institutional Distinctiveness</b>		20	0	0
	<b>Criterion VII – Institutional Values and Best Practices</b>		50	0	0
	<b>Criteria-wise Assessment</b>		<b>Weightage (W)</b>	<b>Score</b>	<b>Wtd Grade Point (WGP)</b>
5	Student Support & Progression		20.00	4.00	80.00
7	Institutional values & Best Practices		50.00	0.00	0.00
	<b>Overall:-</b>		<b>70.00</b>	<b>1.14</b>	<b>80.00</b>



**Performance of metrics in Student Support & Progression,  
Institutional values & Best Practices**



## Unit / Cell / Club: Youth Welfare

### Academic and Administrative Audit - 2019-2020

#### Strengths :

- ✓ Student Participation and Activities

#### Weaknesses :

- Best Practices
- Institutional Distinctiveness





**Scott Christian College (Autonomous)**  
Nagercoil – 629 003, Tamil Nadu, India

**INTERNAL QUALITY ASSURANCE CELL**



# **ACADEMIC & ADMINISTRATIVE AUDIT 2019 - 2020**

## **SCIENCE CLUB**

**GRADE**

**D**

Score : 0.00/4

**Partly Participated**

**Unit / Cell / Club: Science Club**

**Academic and Administrative Audit - 2019-2020**

No	Criteria	Weightage (W1)	Criterion-wise Weighted Grade Point (CrWGP1)	Grade Point Averages (CrWGP <sub>i</sub> /W <sub>i</sub> )
1	Curricular Aspects	-	-	-
2	Teaching, Learning & Evaluation	-	-	-
3	Research, Innovation & Extension	25.00	0.00	0.00
4	Infrastructure & Learning resources	-	-	-
5	Student Support & Progression	10.00	0.00	0.00
6	Governance, Leadership & Management	-	-	-
7	Institutional values & Best Practices	64.00	0.00	0.00
	<b>Total</b>	<b>99.00</b>	<b>0.00</b>	<b>0</b>
	<b>CGPA :</b>	<b>0</b>		

Dean IQAC

Principal

**Unit / Cell / Club: Science Club**

**Academic and Administrative Audit - 2019-2020**

No	Criteria and Key Indicators	Key Indicator Weightage (W <sub>i</sub> )	Key Indicator Wise Weighted Grade Points (KIWGP) <sub>i</sub>	Grade Point Averages (CrWGPI/W <sub>i</sub> )
<b>Criterion III – Research, Innovations and Extension</b>				
3.6	Extension Activities	25	0.00	0.00
	<b>Total</b>	<b>25</b>	<b>0.00</b>	<b>0.00</b>
<b>#REF!</b>				
5.3	Student Participation and Activities	10	0.00	0.00
	<b>Total</b>	<b>10</b>	<b>0.00</b>	<b>0.00</b>
<b>Criterion VII – Institutional Values and Best Practices</b>				
7.1	Institutional Values and Social Responsibilities	14	0.00	0.00
7.2	Best Practices	30	0.00	0.00
7.3	Institutional Distinctiveness	20	0.00	0.00
	<b>Total</b>	<b>64</b>	<b>0.00</b>	<b>0.00</b>
	<b>Grand Total</b>	<b>99</b>	<b>0.00</b>	<b>0</b>



## Scott Christian College (Autonomous), Nagercoil

AAA 2019 - 2020 - Assessment Sheet

Science Club - Not Participated



### Qualitative & Quantitative Metrics

Metric	Parameter	QIM/ QnM	Weightage	Score	Wtd. Score
	<b>Criterion III – Research, Innovations and Extension</b>				
<b>3.6</b>	<b>Extension Activities</b>				
3.6.1	What are the Extension activities in the neighborhood community in terms of impact and sensitizing students to social issues and holistic development during 2019-2020?	QIM	10	0	0
3.6.2	Number of awards and recognition received for extension activities from Government /recognized bodies during 2019 - 2020	QnM	15	0	0
<b>3.6</b>	<b>Extension Activities</b>		25	0	0
	<b>Criterion III – Research, Innovations and Extension</b>		25	0	0
	<b>Criterion V - Student Support and Progression</b>				
<b>5.3</b>	<b>Student Participation and Activities</b>				
5.3.2	Presence of an active Student Council & representation of students on academic & administrative bodies/committees	QIM	10	0	0
<b>5.3</b>	<b>Student Participation and Activities</b>		10	0	0
	<b>Criterion V - Student Support and Progression</b>		10	0	0
	<b>Criterion VII – Institutional Values and Best Practices</b>				
<b>7.1</b>	<b>Institutional Values and Social Responsibilities</b>				
7.1.1	Number of gender equity promotion Programmes organized by the department/club/cell/ unit during 2019-2020	QIM	5	0	0
7.1.8	Institutional efforts/initiatives in providing an inclusive environment i.e., tolerance and harmony towards cultural, regional, linguistic, communal socioeconomic and other diversities	QIM	5	0	0

7.1.9	Sensitization of students and employees of the Institution to the constitutional obligations: values, rights, duties and responsibilities of citizens	QIM	4	0	0
<b>7.1</b>	<b>Institutional Values and Social Responsibilities</b>		14	0	0
<b>7.2</b>	<b>Best Practices</b>				
7.2.1	Describe any one best practice followed by the Department / Cell / Body / Committee / Club/Unit	QIM	30	0	0
<b>7.2</b>	<b>Best Practices</b>		30	0	0
<b>7.3</b>	<b>Institutional Distinctiveness</b>				
7.3.1	Describe/Explain the performance the Department in one area distinctive to its Vision, Priority & Thrust	QIM	20	0	0
<b>7.3</b>	<b>Institutional Distinctiveness</b>		20	0	0
<b>Criterion VII – Institutional Values and Best Practices</b>			64	0	0
	<b>Criteria-wise Assessment</b>		<b>Weightage (W)</b>	<b>Score</b>	<b>Wtd Grade Point (WGP)</b>
3	Research, Innovation & Extension		25.00	0.00	0.00
5	Student Support & Progression		10.00	0.00	0.00
7	Institutional values & Best Practices		64.00	0.00	0.00
	<b>Overall:-</b>		99.00	0.00	0.00

### Strengths and Weaknesses

**Strengths : –**

**Weaknesses : –**



**Scott Christian College (Autonomous)**  
Nagercoil – 629 003, Tamil Nadu, India

**INTERNAL QUALITY ASSURANCE CELL**



# **ACADEMIC & ADMINISTRATIVE AUDIT 2019 - 2020**

## **YOUTH RED CROSS**

**GRADE**

**D**

Score : 0.61/4

**Partly Participated**



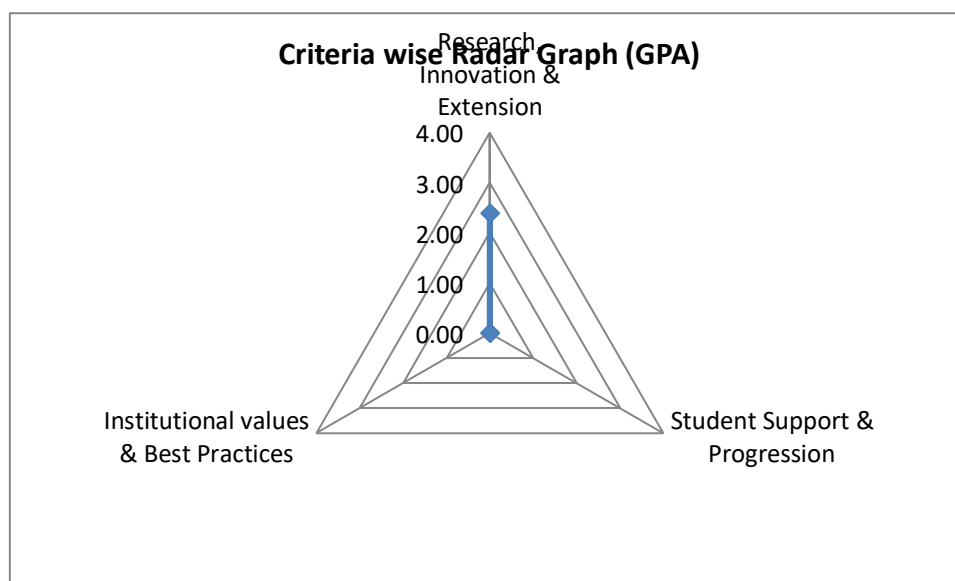
**Unit / Cell / Club: Youth Red Cross**

**Academic and Administrative Audit - 2019-2020**

No	Criteria	Weightage (W1)	Criterion-wise Weighted Grade Point (CrWGP1)	Grade Point Averages (CrWGP <sub>i</sub> /W <sub>i</sub> )
1	Curricular Aspects	-	-	-
2	Teaching, Learning & Evaluation	-	-	-
3	Research, Innovation & Extension	25.00	60.00	2.40
4	Infrastructure & Learning resources	-	-	-
5	Student Support & Progression	10.00	0.00	0.00
6	Governance, Leadership & Management	-	-	-
7	Institutional values & Best Practices	64.00	0.00	0.00
	<b>Total</b>	<b>99.00</b>	<b>60.00</b>	<b>0.61</b>
	<b>CGPA :</b>	<b>0.61</b>		

Dean IQAC

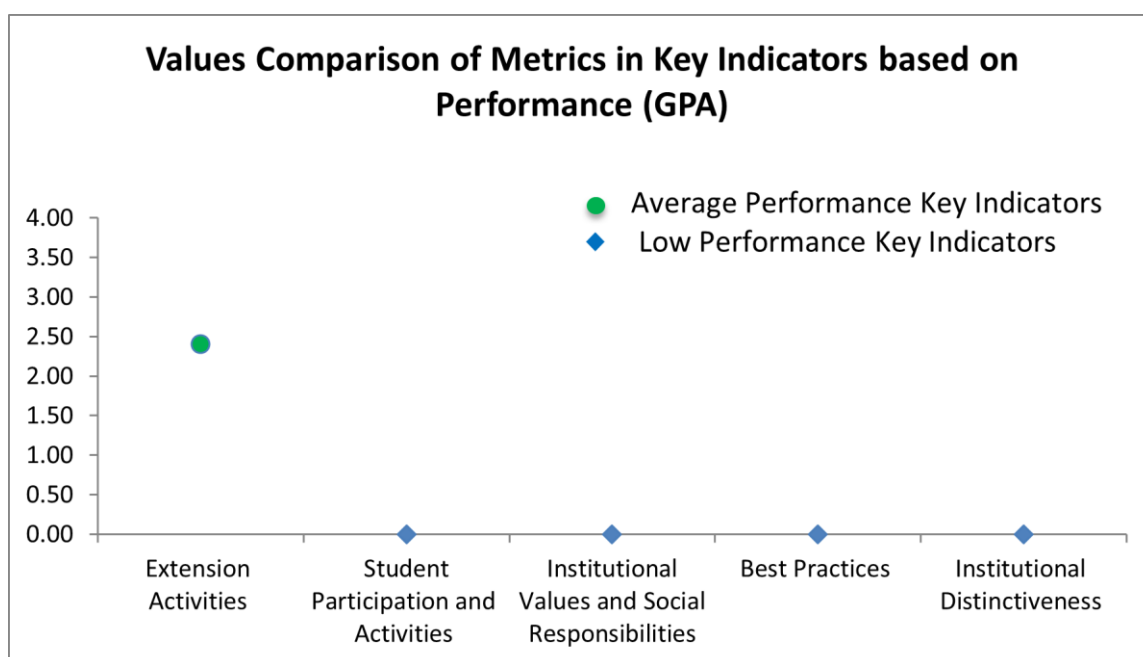
Principal



**Unit / Cell / Club: Youth Red Cross**

**Academic and Administrative Audit - 2019-2020**

No	Criteria and Key Indicators	Key Indicator Weightage (W <sub>i</sub> )	Key Indicator Wise Weighted Grade Points (KIWGP) <sub>i</sub>	Grade Point Averages (CrWGPI/W <sub>i</sub> )
<b>Criterion III – Research, Innovations and Extension</b>				
3.6	Extension Activities	25	60.00	2.40
	<b>Total</b>	<b>25</b>	<b>60.00</b>	<b>2.40</b>
<b>Criterion V - Student Support and Progression</b>				
5.3	Student Participation and Activities	10	0.00	0.00
	<b>Total</b>	<b>10</b>	<b>0.00</b>	<b>0.00</b>
<b>Criterion VII – Institutional Values and Best Practices</b>				
7.1	Institutional Values and Social Responsibilities	14	0.00	0.00
7.2	Best Practices	30	0.00	0.00
7.3	Institutional Distinctiveness	20	0.00	0.00
	<b>Total</b>	<b>64</b>	<b>0.00</b>	<b>0.00</b>
	<b>Grand Total</b>	<b>99</b>	<b>60.00</b>	<b>0.61</b>





**Scott Christian College (Autonomous), Nagercoil**  
**AAA 2019 - 2020 - Assessment Sheet**

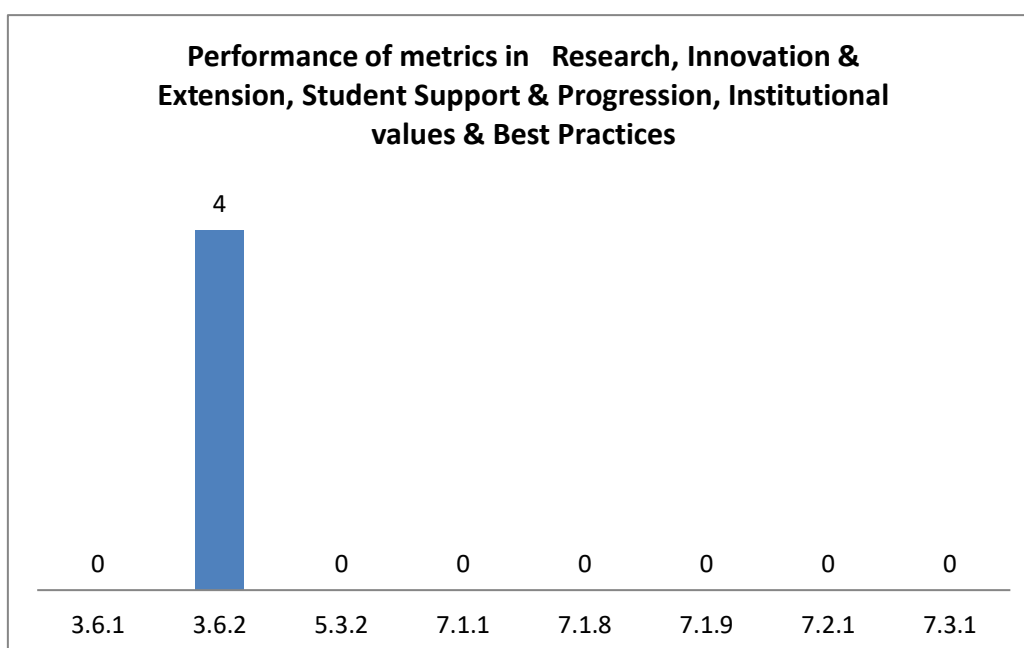


**Youth Red Cross**

**Qualitative & Quantitative Metrics**

Metri c	Parameter	QIM/ QnM	Weightage	Score	Wtd. Score
	<b>Criterion III – Research, Innovations and Extension</b>				
<b>3.6</b>	<b>Extension Activities</b>				
3.6.1	What are the Extension activities in the neighborhood community in terms of impact and sensitizing students to social issues and holistic development during 2019-2020?	QIM	10	0	0
3.6.2	Number of awards and recognition received for extension activities from Government /recognized bodies during 2019 - 2020	QnM	15	4	60
<b>3.6</b>	<b>Extension Activities</b>		25	2.4	60
	<b>Criterion III – Research, Innovations and Extension</b>		25	2.4	60
	<b>Criterion V - Student Support and Progression</b>				
<b>5.3</b>	<b>Student Participation and Activities</b>				
5.3.2	Presence of an active Student Council & representation of students on academic & administrative bodies/committees	QIM	10	0	0
<b>5.3</b>	<b>Student Participation and Activities</b>		10	0	0
	<b>Criterion V - Student Support and Progression</b>		10	0	0
	<b>Criterion VII – Institutional Values and Best Practices</b>				
<b>7.1</b>	<b>Institutional Values and Social Responsibilities</b>				
7.1.1	Number of gender equity promotion Programmes organized by the department/club/cell/ unit during 2019-2020	QIM	5	0	0
7.1.8	Institutional efforts/initiatives in providing an inclusive environment i.e., tolerance and harmony towards cultural, regional, linguistic, communal socioeconomic and other diversities	QIM	5	0	0

7.1.9	Sensitization of students and employees of the Institution to the constitutional obligations: values, rights, duties and responsibilities of citizens	QIM	4	0	0
<b>7.1</b>	<b>Institutional Values and Social Responsibilities</b>		14	0	0
<b>7.2</b>	<b>Best Practices</b>				
7.2.1	Describe any one best practice followed by the Department / Cell / Body / Committee / Club/Unit	QIM	30	0	0
<b>7.2</b>	<b>Best Practices</b>		30	0	0
<b>7.3</b>	<b>Institutional Distinctiveness</b>				
7.3.1	Describe/Explain the performance the Department in one area distinctive to its Vision, Priority & Thrust	QIM	20	0	0
<b>7.3</b>	<b>Institutional Distinctiveness</b>		20	0	0
<b>Criterion VII – Institutional Values and Best Practices</b>			64	0	0
	<b>Criteria-wise Assessment</b>		<b>Weightage (W)</b>	<b>Score</b>	<b>Wtd Grade Point (WGP)</b>
3	Research, Innovation & Extension		25.00	2.40	60.00
5	Student Support & Progression		10.00	0.00	0.00
7	Institutional values & Best Practices		64.00	0.00	0.00
<b>Overall:-</b>			99.00	0.61	60.00



**Unit / Cell / Club: Youth Red Cross**

**Academic and Administrative Audit - 2019-2020**

**Strengths and Weaknesses**

**Strengths : Nil**

**Weaknesses :**

- Extension Activities
- Student Participation and Activities
- Institutional Values and Social Responsibilities
- Best Practices
- Institutional Distinctiveness





**Scott Christian College (Autonomous)**  
Nagercoil – 629 003, Tamil Nadu, India



**INTERNAL QUALITY ASSURANCE CELL**

# **ACADEMIC & ADMINISTRATIVE AUDIT 2019 - 2020**

## **SCOTT ADVENTURE CLUB**

**GRADE**

**D**

Score : 0.79/4

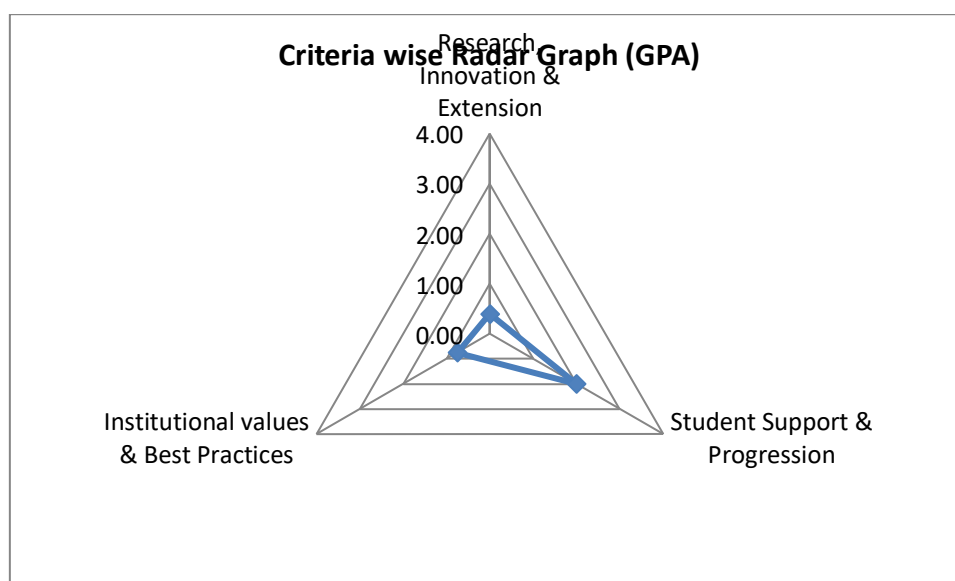
**Unit / Cell / Club: Scott Adventure Club**

**Academic and Administrative Audit - 2019-2020**

No	Criteria	Weightage (W1)	Criterion-wise Weighted Grade Point (CrWGP1)	Grade Point Averages (CrWGP <sub>i</sub> /W <sub>i</sub> )
1	Curricular Aspects	-	-	-
2	Teaching, Learning & Evaluation	-	-	-
3	Research, Innovation & Extension	25.00	10.00	0.40
4	Infrastructure & Learning resources	-	-	-
5	Student Support & Progression	10.00	20.00	2.00
6	Governance, Leadership & Management	-	-	-
7	Institutional values & Best Practices	64.00	48.00	0.75
	<b>Total</b>	<b>99.00</b>	<b>78.00</b>	<b>0.79</b>
	<b>CGPA :</b>	<b>0.79</b>		

Dean IQAC

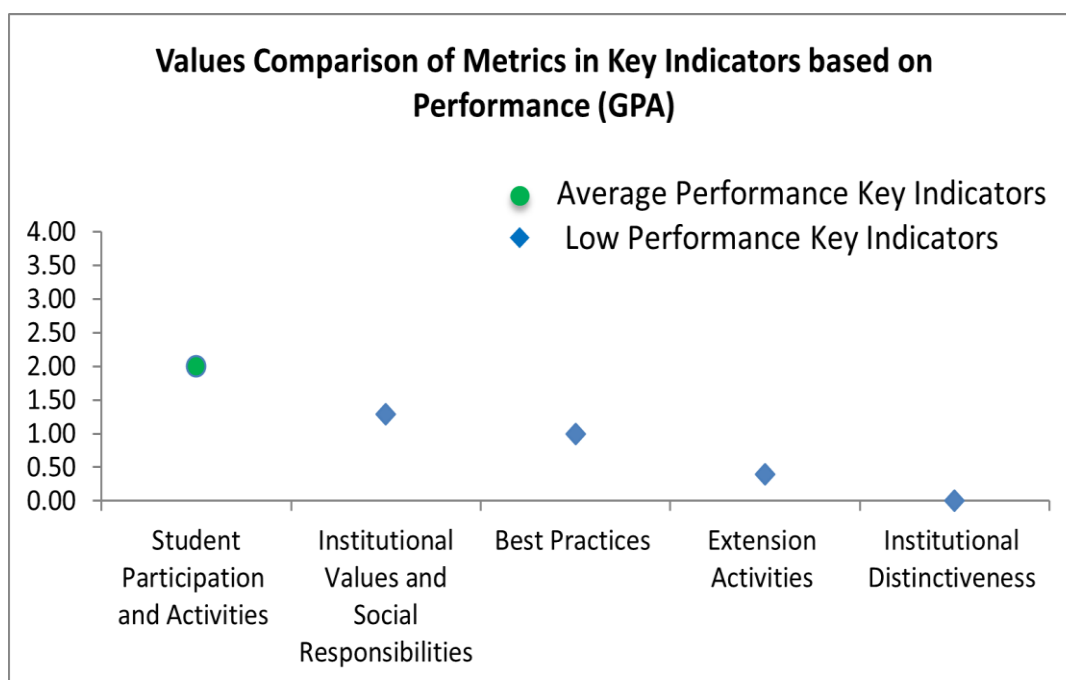
Principal



**Unit / Cell / Club: Scott Adventure Club**

**Academic and Administrative Audit - 2019-2020**

No	Criteria and Key Indicators	Key Indicator Weightage (W <sub>i</sub> )	Key Indicator Wise Weighted Grade Points (KIWGP) <sub>i</sub>	Grade Point Averages (CrWGPi/Wi)
<b>Criterion III – Research, Innovations and Extension</b>				
3.6	Extension Activities	25	10.00	0.40
	<b>Total</b>	<b>25</b>	<b>10.00</b>	<b>0.40</b>
<b>Criterion V - Student Support and Progression</b>				
5.3	Student Participation and Activities	10	20.00	2.00
	<b>Total</b>	<b>10</b>	<b>20.00</b>	<b>2.00</b>
<b>Criterion VII – Institutional Values and Best Practices</b>				
7.1	Institutional Values and Social Responsibilities	14	18.00	1.29
7.2	Best Practices	30	30.00	1.00
7.3	Institutional Distinctiveness	20	0.00	0.00
	<b>Total</b>	<b>64</b>	<b>48.00</b>	<b>0.75</b>
	<b>Grand Total</b>	<b>99</b>	<b>78.00</b>	<b>0.79</b>







## Scott Christian College (Autonomous), Nagercoil

AAA 2019 - 2020 - Assessment Sheet

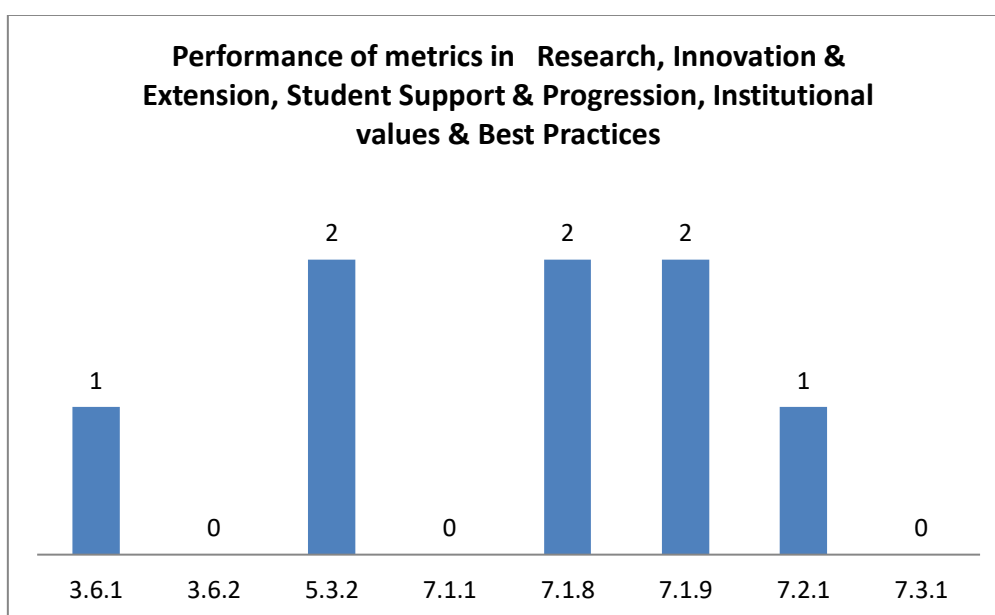
Scott Adventure Club



### Qualitative & Quantitative Metrics

Metri c	Parameter	QIM/ QnM	Weightage	Score	Wtd. Score
	<b>Criterion III – Research, Innovations and Extension</b>				
<b>3.6</b>	<b>Extension Activities</b>				
3.6.1	What are the Extension activities in the neighborhood community in terms of impact and sensitizing students to social issues and holistic development during 2019-2020?	QIM	10	1	10
3.6.2	Number of awards and recognition received for extension activities from Government /recognized bodies during 2019 - 2020	QnM	15	0	0
<b>3.6</b>	<b>Extension Activities</b>		25	0.4	10
	<b>Criterion III – Research, Innovations and Extension</b>		25	0.4	10
	<b>Criterion V - Student Support and Progression</b>				
<b>5.3</b>	<b>Student Participation and Activities</b>				
5.3.2	Presence of an active Student Council & representation of students on academic & administrative bodies/committees	QIM	10	2	20
<b>5.3</b>	<b>Student Participation and Activities</b>		10	2	20
	<b>Criterion V - Student Support and Progression</b>		10	2	20
	<b>Criterion VII – Institutional Values and Best Practices</b>				
<b>7.1</b>	<b>Institutional Values and Social Responsibilities</b>				
7.1.1	Number of gender equity promotion Programmes organized by the department/club/cell/ unit during 2019-2020	QIM	5	0	0
7.1.8	Institutional efforts/initiatives in providing an inclusive environment i.e., tolerance and harmony towards cultural, regional, linguistic, communal socioeconomic and other diversities	QIM	5	2	10

7.1.9	Sensitization of students and employees of the Institution to the constitutional obligations: values, rights, duties and responsibilities of citizens	QIM	4	2	8
<b>7.1</b>	<b>Institutional Values and Social Responsibilities</b>		14	1.29	18
<b>7.2</b>	<b>Best Practices</b>				
7.2.1	Describe any one best practice followed by the Department / Cell / Body / Committee / Club/Unit	QIM	30	1	30
<b>7.2</b>	<b>Best Practices</b>		30	1	30
<b>7.3</b>	<b>Institutional Distinctiveness</b>				
7.3.1	Describe/Explain the performance the Department in one area distinctive to its Vision, Priority & Thrust	QIM	20	0	0
<b>7.3</b>	<b>Institutional Distinctiveness</b>		20	0	0
<b>Criterion VII – Institutional Values and Best Practices</b>			64	0.75	48
	<b>Criteria-wise Assessment</b>		<b>Weightage (W)</b>	<b>Score</b>	<b>Wtd Grade Point (WGP)</b>
3	Research, Innovation & Extension		25.00	0.40	10.00
5	Student Support & Progression		10.00	2.00	20.00
7	Institutional values & Best Practices		64.00	0.75	48.00
	<b>Overall:-</b>		99.00	0.79	78.00



**Unit / Cell / Club: Scott Adventure Club**

**Academic and Administrative Audit - 2019-2020**

**Strengths and Weaknesses**

**Strengths : Nil**

**Weaknesses :**

- Student Participation and Activities
- Institutional Values and Social Responsibilities
- Best Practices
- Extension Activities
- Institutional Distinctiveness





**Scott Christian College (Autonomous)**  
Nagercoil – 629 003, Tamil Nadu, India



**INTERNAL QUALITY ASSURANCE CELL**

# **ACADEMIC & ADMINISTRATIVE AUDIT 2019 - 2020**

## **ROTARACT CLUB**

**GRADE**

**C**

**Score : 1.72/4**

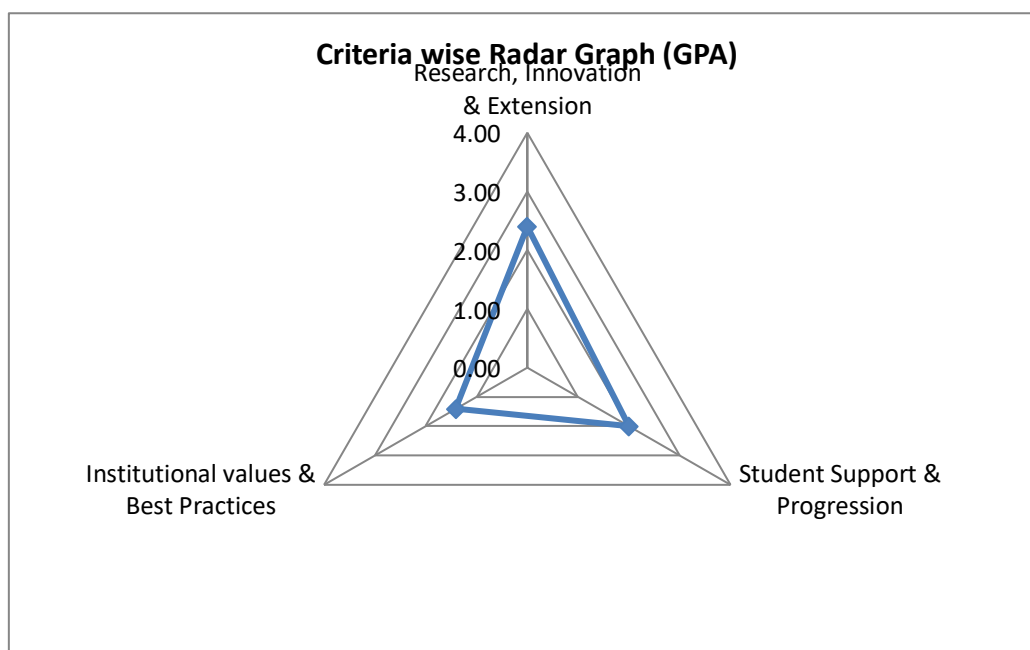
**Unit / Cell / Club: Rotaract Club**

**Academic and Administrative Audit - 2019-2020**

No	Criteria	Weightage (W1)	Criterion-wise Weighted Grade Point (CrWGP1)	Grade Point Averages (CrWGP <sub>i</sub> /W <sub>i</sub> )
1	Curricular Aspects	-	-	-
2	Teaching, Learning & Evaluation	-	-	-
3	Research, Innovation & Extension	25.00	60.00	2.40
4	Infrastructure & Learning resources	-	-	-
5	Student Support & Progression	10.00	20.00	2.00
6	Governance, Leadership & Management	-	-	-
7	Institutional values & Best Practices	64.00	90.00	1.41
	<b>Total</b>	<b>99.00</b>	<b>170.00</b>	<b>1.72</b>
	<b>CGPA :</b>	<b>1.72</b>		

Dean IQAC

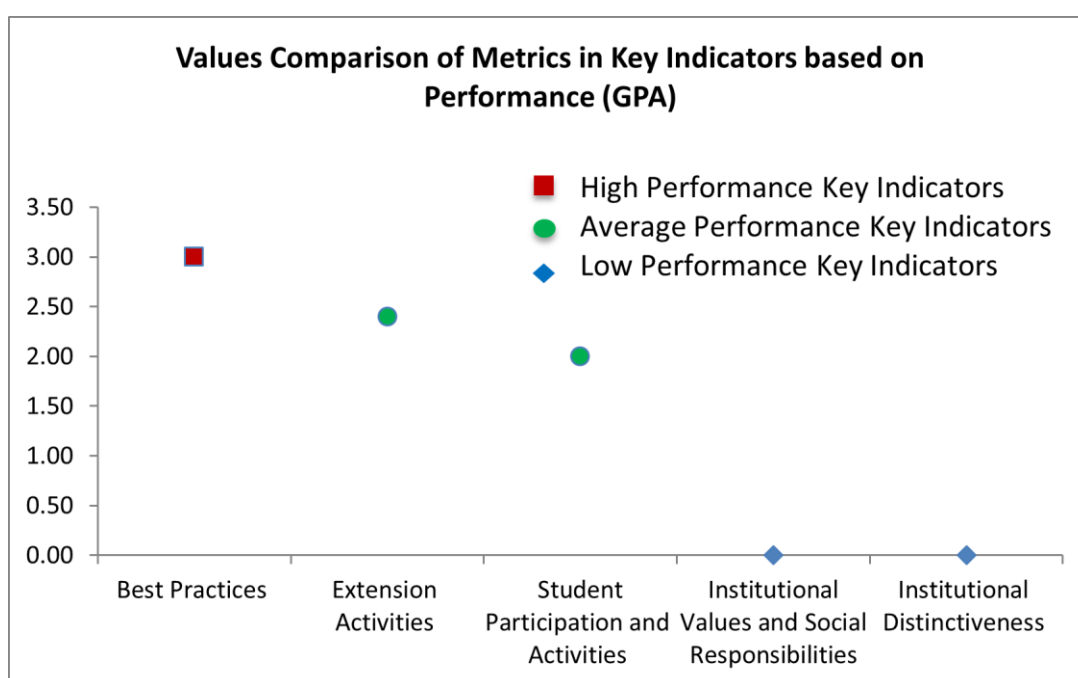
Principal



**Unit / Cell / Club: Rotaract Club**

**Academic and Administrative Audit - 2019-2020**

No	Criteria and Key Indicators	Key Indicator Weightage (W <sub>i</sub> )	Key Indicator Wise Weighted Grade Points (KIWGP) <sub>i</sub>	Grade Point Averages (CrWGPI/W <sub>i</sub> )
<b>Criterion III – Research, Innovations and Extension</b>				
3.6	Extension Activities	25	60.00	2.40
	<b>Total</b>	<b>25</b>	<b>60.00</b>	<b>2.40</b>
<b>Criterion V - Student Support and Progression</b>				
5.3	Student Participation and Activities	10	20.00	2.00
	<b>Total</b>	<b>10</b>	<b>20.00</b>	<b>2.00</b>
<b>Criterion VII – Institutional Values and Best Practices</b>				
7.1	Institutional Values and Social Responsibilities	14	0.00	0.00
7.2	Best Practices	30	90.00	3.00
7.3	Institutional Distinctiveness	20	0.00	0.00
	<b>Total</b>	<b>64</b>	<b>90.00</b>	<b>1.41</b>
	<b>Grand Total</b>	<b>99</b>	<b>170.00</b>	<b>1.72</b>





## Scott Christian College (Autonomous), Nagercoil

AAA 2019 - 2020 - Assessment Sheet

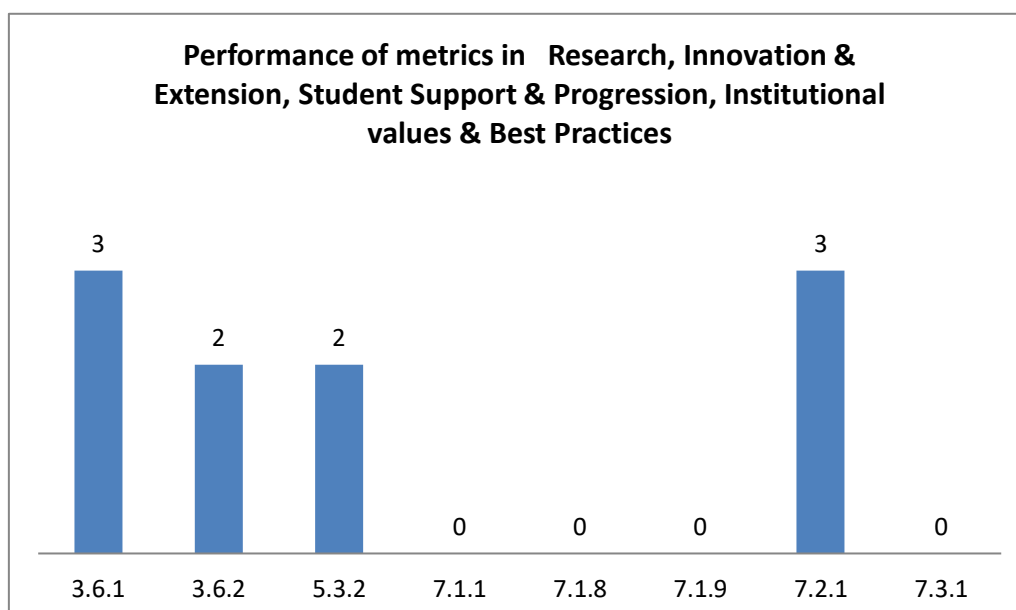
Rotaract Club



### Qualitative & Quantitative Metrics

Metric	Parameter	QIM/QnM	Weightage	Score	Wtd. Score
	<b>Criterion III – Research, Innovations and Extension</b>				
<b>3.6</b>	<b>Extension Activities</b>				
3.6.1	What are the Extension activities in the neighborhood community in terms of impact and sensitizing students to social issues and holistic development during 2019-2020?	QIM	10	3	30
3.6.2	Number of awards and recognition received for extension activities from Government /recognized bodies during 2019 - 2020	QnM	15	2	30
<b>3.6</b>	<b>Extension Activities</b>		25	2.4	60
	<b>Criterion III – Research, Innovations and Extension</b>		25	2.4	60
	<b>Criterion V - Student Support and Progression</b>				
<b>5.3</b>	<b>Student Participation and Activities</b>				
5.3.2	Presence of an active Student Council & representation of students on academic & administrative bodies/committees	QIM	10	2	20
<b>5.3</b>	<b>Student Participation and Activities</b>		10	2	20
	<b>Criterion V - Student Support and Progression</b>		10	2	20
	<b>Criterion VII – Institutional Values and Best Practices</b>				
<b>7.1</b>	<b>Institutional Values and Social Responsibilities</b>				
7.1.1	Number of gender equity promotion Programmes organized by the department/club/cell/ unit during 2019-2020	QIM	5	0	0
7.1.8	Institutional efforts/initiatives in providing an inclusive environment i.e., tolerance and harmony towards cultural, regional, linguistic, communal socioeconomic and other diversities	QIM	5	0	0

7.1.9	Sensitization of students and employees of the Institution to the constitutional obligations: values, rights, duties and responsibilities of citizens	QIM	4	0	0
<b>7.1</b>	<b>Institutional Values and Social Responsibilities</b>		14	0	0
<b>7.2</b>	<b>Best Practices</b>				
7.2.1	Describe any one best practice followed by the Department / Cell / Body / Committee / Club/Unit	QIM	30	3	90
<b>7.2</b>	<b>Best Practices</b>		30	3	90
<b>7.3</b>	<b>Institutional Distinctiveness</b>				
7.3.1	Describe/Explain the performance the Department in one area distinctive to its Vision, Priority & Thrust	QIM	20	0	0
<b>7.3</b>	<b>Institutional Distinctiveness</b>		20	0	0
<b>Criterion VII – Institutional Values and Best Practices</b>			64	1.41	90
	<b>Criteria-wise Assessment</b>		<b>Weightage (W)</b>	<b>Score</b>	<b>Wtd Grade Point (WGP)</b>
3	Research, Innovation & Extension		25.00	2.40	60.00
5	Student Support & Progression		10.00	2.00	20.00
7	Institutional values & Best Practices		64.00	1.41	90.00
	Overall:-		99.00	1.72	170.00





**Unit / Cell / Club: Rotaract Club**

**Academic and Administrative Audit - 2019-2020**

**Strengths and Weaknesses**

**Strengths :**

- ✓ Best Practices

**Weaknesses :**

- Extension Activities
- Student Participation and Activities
- Institutional Values and Social Responsibilities
- Institutional Distinctiveness





**Scott Christian College (Autonomous)**  
Nagercoil – 629 003, Tamil Nadu, India



**INTERNAL QUALITY ASSURANCE CELL**

# **ACADEMIC & ADMINISTRATIVE AUDIT 2019 - 2020**

## **ECO CLUB**

**GRADE**



**Not Participated**

**Unit / Cell / Club: Eco Club**

**Academic and Administrative Audit - 2019-2020**

No	Criteria	Weightage (W1)	Criterion-wise Weighted Grade Point (CrWGP1)	Grade Point Averages (CrWGP <sub>i</sub> /W <sub>i</sub> )
1	Curricular Aspects	-	-	-
2	Teaching, Learning & Evaluation	-	-	-
3	Research, Innovation & Extension	25.00	0.00	0.00
4	Infrastructure & Learning resources	-	-	-
5	Student Support & Progression	10.00	0.00	0.00
6	Governance, Leadership & Management	-	-	-
7	Institutional values & Best Practices	64.00	0.00	0.00
	<b>Total</b>	<b>99.00</b>	<b>0.00</b>	<b>0</b>
	<b>CGPA :</b>	<b>0</b>		

Dean IQAC

Principal

**Unit / Cell / Club: Eco Club**

**Academic and Administrative Audit - 2019-2020**

No	Criteria and Key Indicators	Key Indicator Weightage (W <sub>i</sub> )	Key Indicator Wise Weighted Grade Points (KIWGP) <sub>i</sub>	Grade Point Averages (CrWGPI/W <sub>i</sub> )
<b>Criterion III – Research, Innovations and Extension</b>				
3.6	Extension Activities	25	0.00	0.00
	<b>Total</b>	<b>25</b>	<b>0.00</b>	<b>0.00</b>
<b>Criterion V - Student Support and Progression</b>				
5.3	Student Participation and Activities	10	0.00	0.00
	<b>Total</b>	<b>10</b>	<b>0.00</b>	<b>0.00</b>
<b>Criterion VII – Institutional Values and Best Practices</b>				
7.1	Institutional Values and Social Responsibilities	14	0.00	0.00
7.2	Best Practices	30	0.00	0.00
7.3	Institutional Distinctiveness	20	0.00	0.00
	<b>Total</b>	<b>64</b>	<b>0.00</b>	<b>0.00</b>
	<b>Grand Total</b>	<b>99</b>	<b>0.00</b>	<b>0</b>



## Scott Christian College (Autonomous), Nagercoil

AAA 2019 - 2020 - Assessment Sheet

Eco Club



### Qualitative & Quantitative Metrics

Metric	Parameter	QIM/ QnM	Weightage	Score	Wtd. Score
	<b>Criterion III – Research, Innovations and Extension</b>				
<b>3.6</b>	<b>Extension Activities</b>				
3.6.1	What are the Extension activities in the neighborhood community in terms of impact and sensitizing students to social issues and holistic development during 2019-2020?	QIM	10	0	0
3.6.2	Number of awards and recognition received for extension activities from Government /recognized bodies during 2019 - 2020	QnM	15	0	0
<b>3.6</b>	<b>Extension Activities</b>		25	0	0
	<b>Criterion III – Research, Innovations and Extension</b>		25	0	0
	<b>Criterion V - Student Support and Progression</b>				
<b>5.3</b>	<b>Student Participation and Activities</b>				
5.3.2	Presence of an active Student Council & representation of students on academic & administrative bodies/committees	QIM	10	0	0
<b>5.3</b>	<b>Student Participation and Activities</b>		10	0	0
	<b>Criterion V - Student Support and Progression</b>		10	0	0
	<b>Criterion VII – Institutional Values and Best Practices</b>				
<b>7.1</b>	<b>Institutional Values and Social Responsibilities</b>				
7.1.1	Number of gender equity promotion Programmes organized by the department/club/cell/ unit during 2019-2020	QIM	5	0	0
7.1.8	Institutional efforts/initiatives in providing an inclusive environment i.e., tolerance and harmony towards cultural, regional, linguistic, communal socioeconomic and other diversities	QIM	5	0	0

7.1.9	Sensitization of students and employees of the Institution to the constitutional obligations: values, rights, duties and responsibilities of citizens	QIM	4	0	0
<b>7.1</b>	<b>Institutional Values and Social Responsibilities</b>		14	0	0
<b>7.2</b>	<b>Best Practices</b>				
7.2.1	Describe any one best practice followed by the Department / Cell / Body / Committee / Club/Unit	QIM	30	0	0
<b>7.2</b>	<b>Best Practices</b>		30	0	0
<b>7.3</b>	<b>Institutional Distinctiveness</b>				
7.3.1	Describe/Explain the performance the Department in one area distinctive to its Vision, Priority & Thrust	QIM	20		0
<b>7.3</b>	<b>Institutional Distinctiveness</b>		20	0	0
<b>Criterion VII – Institutional Values and Best Practices</b>			64	0	0
<b>Criteria-wise Assessment</b>					
			<b>Weightage (W)</b>	<b>Score</b>	<b>Wtd Grade Point (WGP)</b>
3	Research, Innovation & Extension		25.00	0.00	0.00
5	Student Support & Progression		10.00	0.00	0.00
7	Institutional values & Best Practices		64.00	0.00	0.00
<b>Overall:-</b>			99.00	0.00	0.00

### Strengths and Weaknesses

**Strengths : –**

**Weaknesses : –**



**Scott Christian College (Autonomous)**  
Nagercoil – 629 003, Tamil Nadu, India



**INTERNAL QUALITY ASSURANCE CELL**

# **ACADEMIC & ADMINISTRATIVE AUDIT 2019 - 2020**

## **ICTC**

**GRADE**

**C**

**Score : 1.73/4**

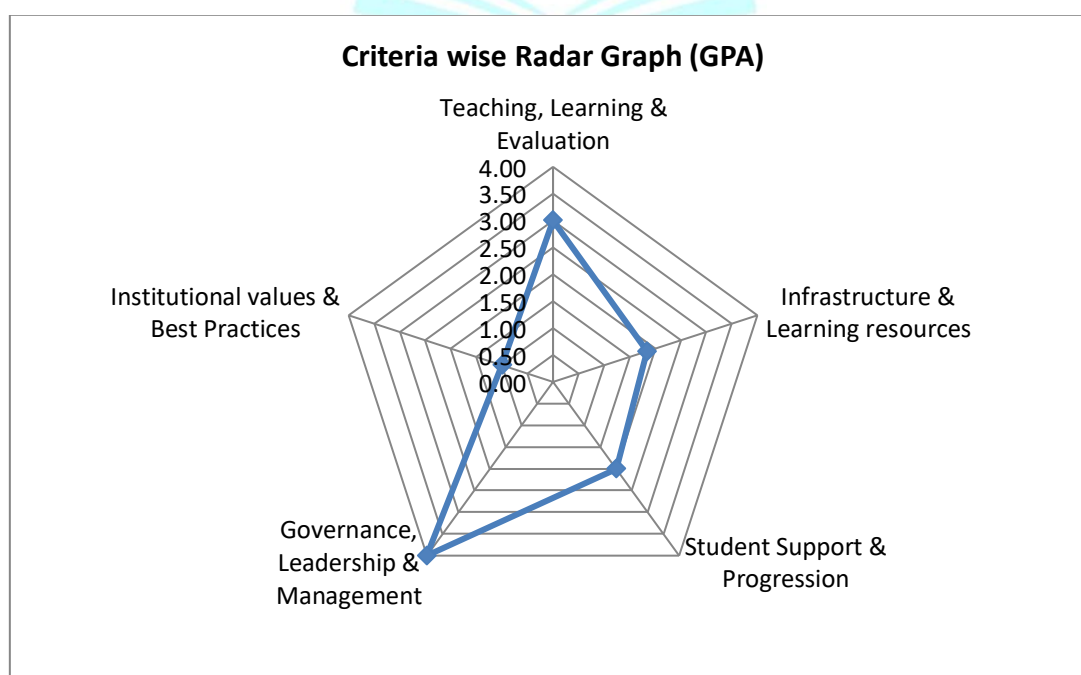
**Unit / Cell / Club: ICTC**

**Academic and Administrative Audit - 2019-2020**

No	Criteria	Weightage (W1)	Criterion-wise Weighted Grade Point (CrWGP1)	Grade Point Averages (CrWGP <sub>i</sub> /W <sub>i</sub> )
1	Curricular Aspects	-	-	-
2	Teaching, Learning & Evaluation	15.00	45.00	3.00
3	Research, Innovation & Extension	-	-	-
4	Infrastructure & Learning resources	50.00	92.00	1.84
5	Student Support & Progression	10.00	20.00	2.00
6	Governance, Leadership & Management	4.00	16.00	4.00
7	Institutional values & Best Practices	50.00	50.00	1.00
	<b>Total</b>	<b>129.00</b>	<b>223.00</b>	<b>1.73</b>
	<b>CGPA :</b>	<b>1.73</b>		

Dean IQAC

Principal

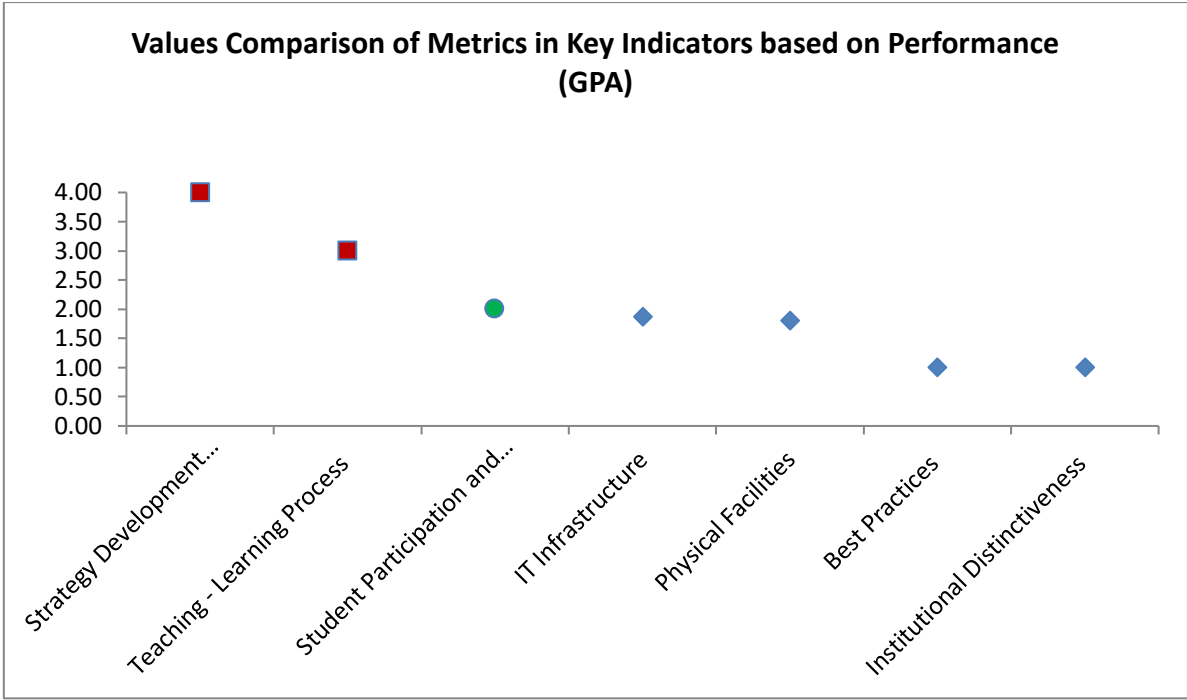




**Unit / Cell / Club: Eco Club**

**Academic and Administrative Audit - 2019-2020**

No	Criteria and Key Indicators	Key Indicator Weightage (W <sub>i</sub> )	Key Indicator Wise Weighted Grade Points (KIWGP) <sub>i</sub>	Grade Point Averages (CrWGPI/W <sub>i</sub> )
<b>Criterion II – Teaching-Learning and Evaluation</b>				
2.3	Teaching - Learning Process	15	45.00	3.00
	<b>Total</b>	<b>15</b>	<b>45.00</b>	<b>3.00</b>
<b>Criterion IV – Infrastructure and Learning Resources</b>				
4.1	Physical Facilities	20	36.00	1.80
4.3	IT Infrastructure	30	56.00	1.87
	<b>Total</b>	<b>50</b>	<b>92.00</b>	<b>1.84</b>
<b>Criterion V - Student Support and Progression</b>				
5.3	Student Participation and Activities	10	20.00	2.00
	<b>Total</b>	<b>10</b>	<b>20.00</b>	<b>2.00</b>
<b>Criterion VI – Governance, Leadership and Management</b>				
6.2	Strategy Development and Deployment	4	16.00	4.00
	<b>Total</b>	<b>4</b>	<b>16.00</b>	<b>4.00</b>
<b>Criterion VII – Institutional Values and Best Practices</b>				
7.2	Best Practices	30	30.00	1.00
7.3	Institutional Distinctiveness	20	20.00	1.00
	<b>Total</b>	<b>50</b>	<b>50.00</b>	<b>1.00</b>
	<b>Grand Total</b>	<b>129</b>	<b>223.00</b>	<b>1.73</b>





ICTC

Qualitative & Quantitative Metrics

Metric	Parameter	QIM/ QnM	Weightage	Score	Wtd. Score
	<b>Criterion II – Teaching-Learning and Evaluation</b>				
<b>2.3</b>	<b>Teaching - Learning Process</b>				
2.3.2	Teachers use ICT enabled tools including online resources for effective teaching and learning process	QIM	15	3	45
<b>2.3</b>	<b>Teaching - Learning Process</b>		<b>15</b>	<b>3</b>	<b>45</b>
	<b>Criterion II – Teaching-Learning and Evaluation</b>		<b>15</b>	<b>3</b>	<b>45</b>
	<b>Criterion IV – Infrastructure and Learning Resources</b>				
<b>4.1</b>	<b>Physical Facilities</b>				
4.1.1	The institution has adequate facilities for teaching – learning, viz., classrooms, laboratories, computing equipment, etc.	QIM	6	4	24
4.1.2	The institution has adequate facilities for sports, games (indoor, outdoor) gymnasium, yoga centre etc., and cultural activities	QIM	4	3	12
4.1.3	Percentage of classrooms and seminar halls with ICT – enabled facilities such as smart class, LMS, etc.	QnM	10	0	0
<b>4.1</b>	<b>Physical Facilities</b>		<b>20</b>	<b>1.8</b>	<b>36</b>
<b>4.3</b>	<b>IT Infrastructure</b>				
4.3.1	Institution has an IT policy covering wi-fi, cyber security, etc., and allocated budget for updating its IT facilities	QIM	8	2	16
4.3.2	Student - Computer ratio (current year data) Number of Computers in working condition	QnM	8	0	0
4.3.3	Available bandwidth of internet connection in the Institution	QnM	10	4	40
4.3.4	Facilities for e-content development such as Media centre, Recording facility, Lecture Capturing System (LCS), Mixing equipments and softwares for editing	QnM	4	0	0
<b>4.3</b>	<b>IT Infrastructure</b>		<b>30</b>	<b>1.87</b>	<b>56</b>
	<b>Criterion IV – Infrastructure and Learning Resources</b>		<b>50</b>	<b>1.84</b>	<b>92</b>

	<b>Criterion V - Student Support and Progression</b>				
<b>5.3</b>	<b>Student Participation and Activities</b>				
5.3.2	Presence of an active Student Council & representation of students on academic & administrative bodies/committees	QIM	10	2	<b>20</b>
<b>5.3</b>	<b>Student Participation and Activities</b>		10	2	20
<b>Criterion V - Student Support and Progression</b>			10	2	20
	<b>Criterion VI – Governance, Leadership and Management</b>				
<b>6.2</b>	<b>Strategy Development and Deployment</b>				
6.2.3	Implementation of e-governance in areas of operation : 1. Administration 2. Finance and Accounts 3. Student Admission and Support 4. Examination	QnM	4	4	<b>16</b>
<b>6.2</b>	<b>Strategy Development and Deployment</b>		4	4	16
<b>Criterion VI – Governance, Leadership and Management</b>			4	4	16
	<b>Criterion VII – Institutional Values and Best Practices</b>				
<b>7.2</b>	<b>Best Practices</b>				
7.2.1	Describe any one best practice followed by the Department / Cell / Body / Committee / Club/Unit	QIM	30	1	30
<b>7.2</b>	<b>Best Practices</b>		30	1	30
<b>7.3</b>	<b>Institutional Distinctiveness</b>				
7.3.1	Describe/Explain the performance the Department in one area distinctive to its Vision, Priority & Thrust	QIM	20	1	20
<b>7.3</b>	<b>Institutional Distinctiveness</b>		20	1	20
<b>Criterion VII – Institutional Values and Best Practices</b>			50	1	50
	<b>Criteria-wise Assessment</b>		<b>Weightage (W)</b>	<b>Score</b>	<b>Wtd Grade Point (WGP)</b>
2	Teaching, Learning & Evaluation		15.00	3.00	45.00
4	Infrastructure & Learning resources		50.00	1.84	92.00
5	Student Support & Progression		10.00	2.00	20.00
6	Governance, Leadership & Management		4.00	4.00	16.00
7	Institutional values & Best Practices		50.00	1.00	50.00
	<b>Overall:-</b>		129.00	1.73	223.00

**Unit / Cell / Club: ICTC**

**Academic and Administrative Audit - 2019-2020**

**Strengths and Weaknesses**

**Strengths :**

- ✓ Strategy Development and Deployment
- ✓ Teaching - Learning Process

**Weaknesses :**

- Student Participation and Activities
- IT Infrastructure
- Physical Facilities
- Best Practices
- Institutional Distinctiveness





**Scott Christian College (Autonomous)**  
Nagercoil – 629 003, Tamil Nadu, India

**INTERNAL QUALITY ASSURANCE CELL**



# **ACADEMIC & ADMINISTRATIVE AUDIT 2019 - 2020**

## **SCOTT RESEARCH FORUM**

**GRADE**

**D**

Score : 0.27/4


**Unit / Cell / Club: Scott Research Forum**

**Academic and Administrative Audit - 2019-2020**

No	Criteria	Weightage (W1)	Criterion-wise Weighted Grade Point (CrWGP1)	Grade Point Averages (CrWGP <sub>i</sub> /W <sub>i</sub> )
1	Curricular Aspects	-	-	-
2	Teaching, Learning & Evaluation	-	-	-
3	Research, Innovation & Extension	-	-	-
4	Infrastructure & Learning resources	-	-	-
5	Student Support & Progression	10.00	20.00	2.00
6	Governance, Leadership & Management	-	-	-
7	Institutional values & Best Practices	64.00	0.00	0.00
	<b>Total</b>	<b>74.00</b>	<b>20.00</b>	<b>0.27</b>
	<b>CGPA :</b>	<b>0.27</b>		

Dean IQAC

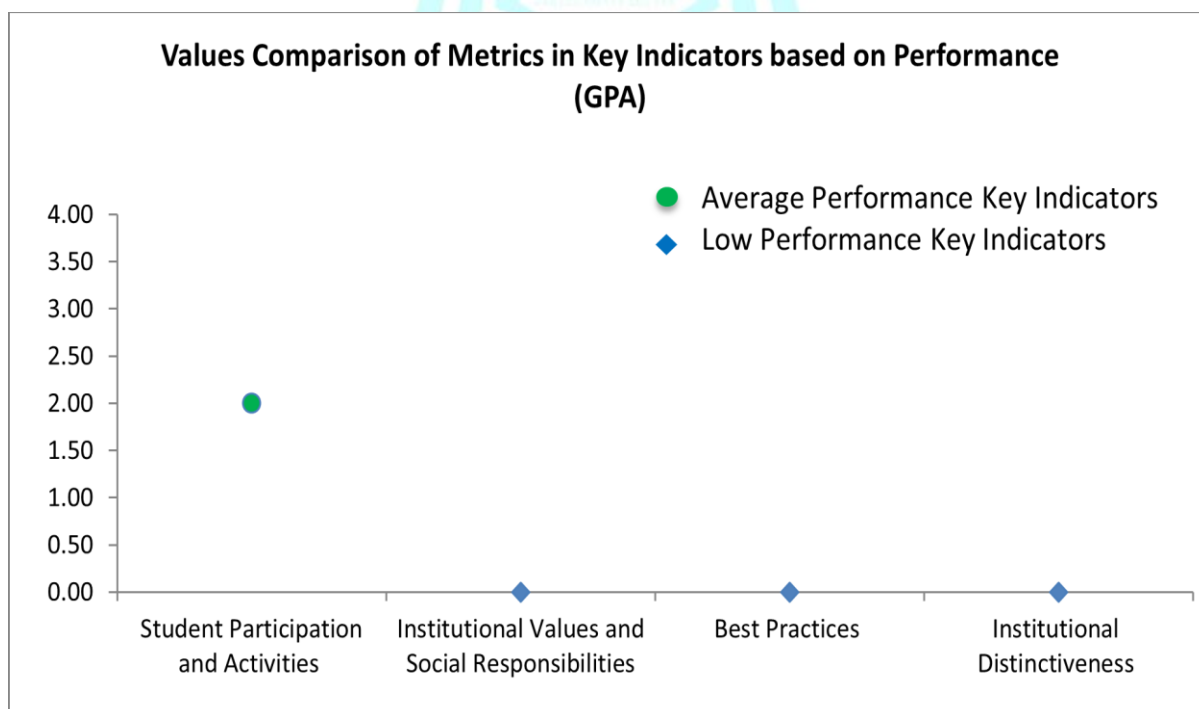
Principal



Unit / Cell / Club: Scott Research Forum

Academic and Administrative Audit - 2019-2020

No	Criteria and Key Indicators	Key Indicator Weightage (W <sub>i</sub> )	Key Indicator Wise Weighted Grade Points (KIWGP) <sub>i</sub>	Grade Point Averages (CrWGPI/W <sub>i</sub> )
<b>Criterion V - Student Support and Progression</b>				
5.3	Student Participation and Activities	10	20.00	2.00
	<b>Total</b>	<b>10</b>	<b>20.00</b>	<b>2.00</b>
<b>Criterion VII – Institutional Values and Best Practices</b>				
7.1	Institutional Values and Social Responsibilities	14	0.00	0.00
7.2	Best Practices	30	0.00	0.00
7.3	Institutional Distinctiveness	20	0.00	0.00
	<b>Total</b>	<b>64</b>	<b>0.00</b>	<b>0.00</b>
	<b>Grand Total</b>	<b>74</b>	<b>20.00</b>	<b>0.27</b>







## Scott Christian College (Autonomous), Nagercoil

AAA 2019 - 2020 - Assessment Sheet

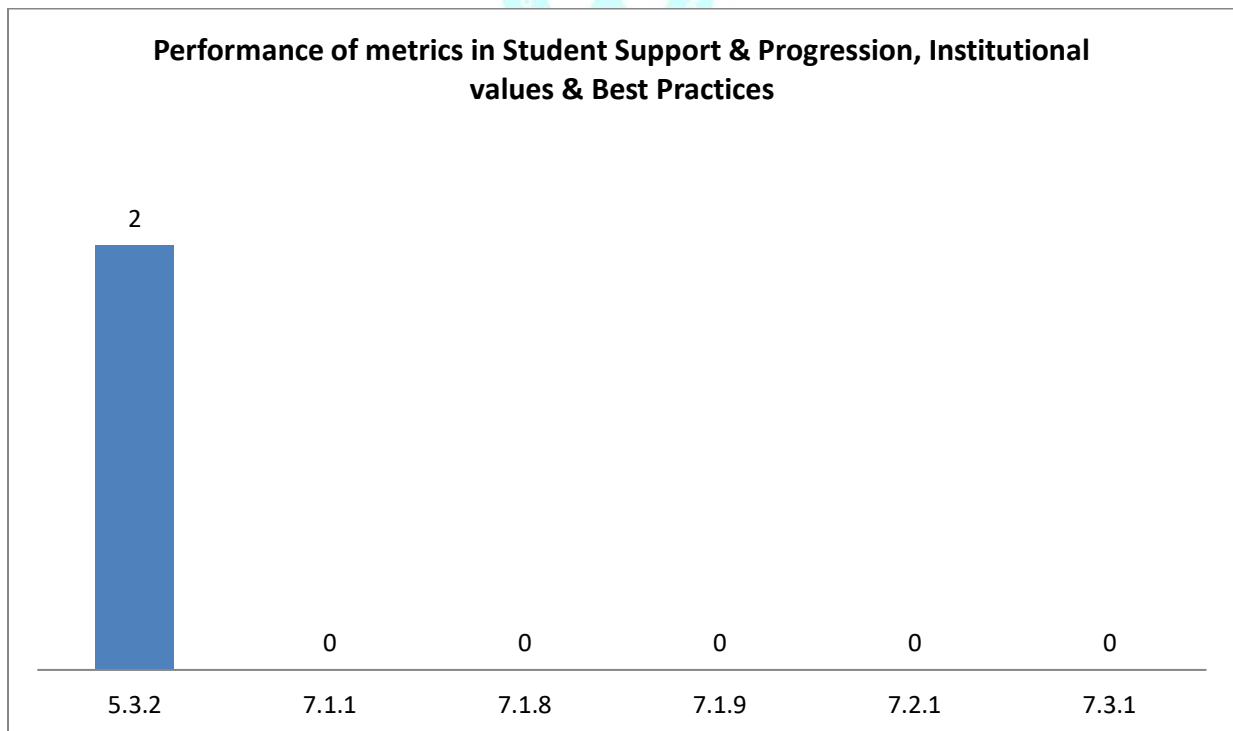
Scott Research Forum



### Qualitative & Quantitative Metrics

Metric	Parameter	QIM/ QnM	Weight age	Score	Wtd. Score
<b>Criterion V - Student Support and Progression</b>					
<b>5.3</b>	<b>Student Participation and Activities</b>				
5.3.2	Presence of an active Student Council & representation of students on academic & administrative bodies/committees	QIM	10	2	<b>20</b>
<b>5.3</b>	<b>Student Participation and Activities</b>		10	2	20
<b>Criterion V - Student Support and Progression</b>			10	2	20
<b>Criterion VII – Institutional Values and Best Practices</b>					
<b>7.1</b>	<b>Institutional Values and Social Responsibilities</b>				
7.1.1	Number of gender equity promotion Programmes organized by the department/club/cell/ unit during 2019-2020	QIM	5	0	<b>0</b>
7.1.8	Institutional efforts/initiatives in providing an inclusive environment i.e., tolerance and harmony towards cultural, regional, linguistic, communal socioeconomic and other diversities	QIM	5	0	<b>0</b>
7.1.9	Sensitization of students and employees of the Institution to the constitutional obligations: values, rights, duties and responsibilities of citizens	QIM	4	0	<b>0</b>
<b>7.1</b>	<b>Institutional Values and Social Responsibilities</b>		14	0	0
<b>7.2</b>	<b>Best Practices</b>				
7.2.1	Describe any one best practice followed by the Department / Cell / Body / Committee / Club/Unit	QIM	30	0	0
<b>7.2</b>	<b>Best Practices</b>		30	0	0
<b>7.3</b>	<b>Institutional Distinctiveness</b>				

7.3.1	Describe/Explain the performance the Department in one area distinctive to its Vision, Priority & Thrust	QIM	20	0	0
<b>7.3</b>	<b>Institutional Distinctiveness</b>		20	0	0
<b>Criterion VII – Institutional Values and Best Practices</b>			64	0	0
	<b>Criteria-wise Assessment</b>		<b>Weight age (W)</b>	<b>Score</b>	<b>Wtd Grade Point (WGP)</b>
5	Student Support & Progression		10.00	2.00	20.00
7	Institutional values & Best Practices		64.00	0.00	0.00
	<b>Overall:-</b>		74.00	0.27	20.00



**Unit / Cell / Club: Scott Research Forum**

**Academic and Administrative Audit - 2019-2020**

**Strengths and Weaknesses**

**Strengths : Nil**

**Weaknesses :**

- Student Participation and Activities
- Institutional Values and Social Responsibilities
- Best Practices
- Institutional Distinctiveness





**Scott Christian College (Autonomous)**  
Nagercoil – 629 003, Tamil Nadu, India

**INTERNAL QUALITY ASSURANCE CELL**



# **ACADEMIC & ADMINISTRATIVE AUDIT 2019 - 2020**

## **INNOVATION**

**GRADE**

**D**

Score : 0.17/4

**Partly Participated**

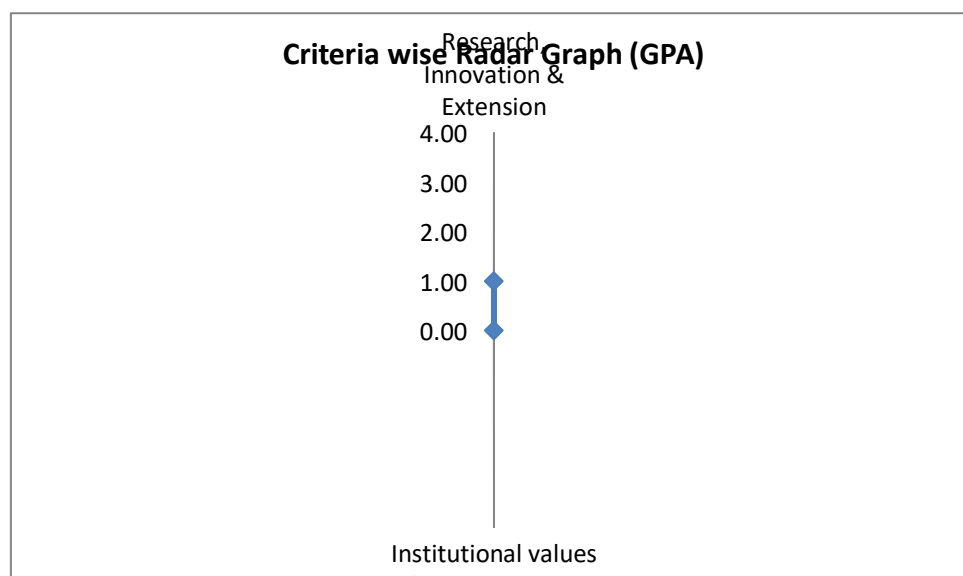
**Unit / Cell / Club: Innovation**

**Academic and Administrative Audit - 2019-2020**

No	Criteria	Weightage (W1)	Criterion-wise Weighted Grade Point (CrWGP1)	Grade Point Averages (CrWGP <sub>i</sub> /W <sub>i</sub> )
1	Curricular Aspects	-	-	-
2	Teaching, Learning & Evaluation	-	-	-
3	Research, Innovation & Extension	10.00	10.00	1.00
4	Infrastructure & Learning resources	-	-	-
5	Student Support & Progression	-	-	-
6	Governance, Leadership & Management	-	-	-
7	Institutional values & Best Practices	50.00	0.00	0.00
	<b>Total</b>	<b>60.00</b>	<b>10.00</b>	<b>0.17</b>
	<b>CGPA :</b>	<b>0.17</b>		

Dean IQAC

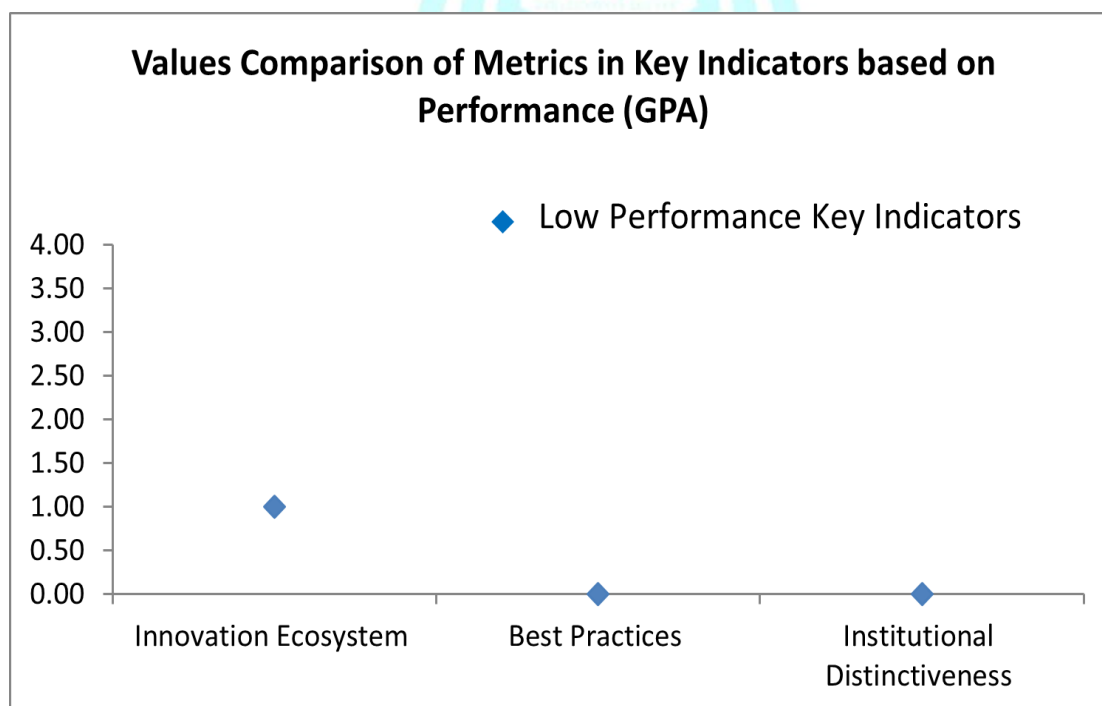
Principal



**Unit / Cell / Club: Innovation**

**Academic and Administrative Audit - 2019-2020**

No	Criteria and Key Indicators	Key Indicator Weightage (W <sub>i</sub> )	Key Indicator Wise Weighted Grade Points (KIWGP) <sub>i</sub>	Grade Point Averages (CrWGPI/W <sub>i</sub> )
<b>Criterion III – Research, Innovations and Extension</b>				
3.3	Innovation Ecosystem	10	10.00	1.00
	<b>Total</b>	<b>10</b>	<b>10.00</b>	<b>1.00</b>
<b>Criterion VII – Institutional Values and Best Practices</b>				
7.2	Best Practices	30	0.00	0.00
7.3	Institutional Distinctiveness	20	0.00	0.00
	<b>Total</b>	<b>50</b>	<b>0.00</b>	<b>0.00</b>
	<b>Grand Total</b>	<b>60</b>	<b>10.00</b>	<b>0.17</b>

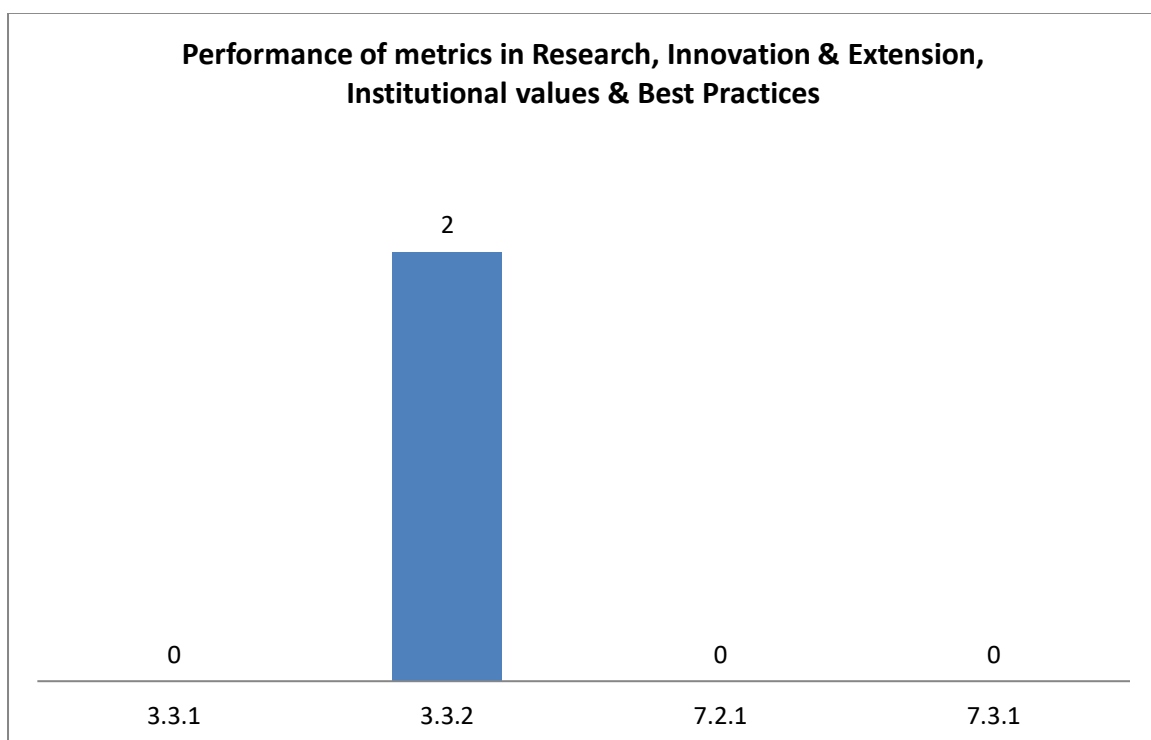




**Qualitative & Quantitative Metrics**

Metric	Parameter	QIM/ QnM	Weightage	Score	Wtd. Score
<b>Criterion III – Research, Innovations and Extension</b>					
<b>3.3</b>	<b>Innovation Ecosystem</b>				
3.3.1	What are the innovation done by the Department / Club including Incubation Centre and other initiatives for creation and transfer of knowledge?	QIM	5	0	0
3.3.2	Number of workshops/seminars conducted on Research Methodology, Intellectual Property Rights (IPR) and entrepreneurship and skills development Industry-Academia Innovative practices during 2019-2020	QnM	5	2	10
<b>3.3</b>	<b>Innovation Ecosystem</b>		10	1	10
<b>Criterion III – Research, Innovations and Extension</b>					
<b>Criterion VII – Institutional Values and Best Practices</b>					
<b>7.2</b>	<b>Best Practices</b>				
7.2.1	Describe any one best practice followed by the Department / Cell / Body / Committee / Club/Unit	QIM	30	0	0
<b>7.2</b>	<b>Best Practices</b>		30	0	0
<b>7.3</b>	<b>Institutional Distinctiveness</b>				
7.3.1	Describe/Explain the performance the Department in one area distinctive to its Vision, Priority & Thrust	QIM	20	0	0
<b>7.3</b>	<b>Institutional Distinctiveness</b>		20	0	0
<b>Criterion VII – Institutional Values and Best Practices</b>					
			50	0	0

Criteriawise Assessment		Weightage (W)	Score	Wtd Grade Point (WGP)
3	Research, Innovation & Extension	10.00	1.00	10.00
7	Institutional values & Best Practices	50.00	0.00	0.00
Overall:-		60.00	0.17	10.00





**Unit / Cell / Club: Innovation**

**Academic and Administrative Audit - 2019-2020**

**Strengths and Weaknesses**

**Strengths : Nil**

**Weaknesses :**

- Innovation Ecosystem
- Best Practices
- Institutional Distinctiveness





**Scott Christian College (Autonomous)**  
Nagercoil – 629 003, Tamil Nadu, India

**INTERNAL QUALITY ASSURANCE CELL**



# **ACADEMIC & ADMINISTRATIVE AUDIT 2019 - 2020**

## **HRDC**

**GRADE**

**D**

**Score : 0.65/4**

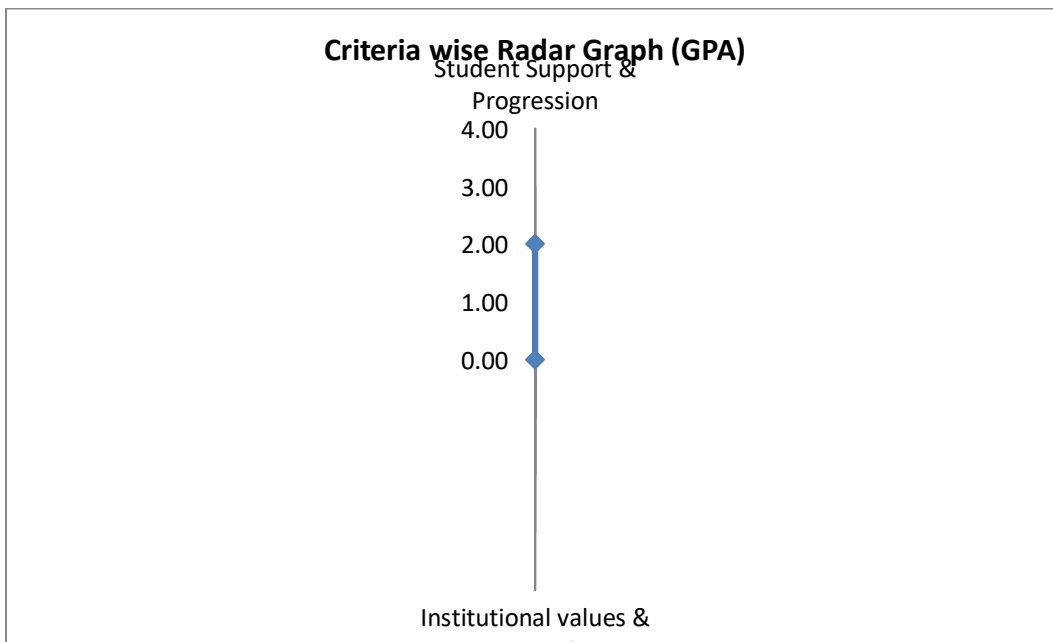
**Unit / Cell / Club: HRDC**

**Academic and Administrative Audit - 2019-2020**

No	Criteria	Weightage (W1)	Criterion-wise Weighted Grade Point (CrWGP1)	Grade Point Averages (CrWGP <sub>i</sub> /W <sub>i</sub> )
1	Curricular Aspects	-	-	-
2	Teaching, Learning & Evaluation	-	-	-
3	Research, Innovation & Extension	-	-	-
4	Infrastructure & Learning resources	-	-	-
5	Student Support & Progression	24.00	48.00	2.00
6	Governance, Leadership & Management	-	-	-
7	Institutional values & Best Practices	50.00	0.00	0.00
	<b>Total</b>	<b>74.00</b>	<b>48.00</b>	<b>0.65</b>
	<b>CGPA :</b>	<b>0.65</b>		

Dean IQAC

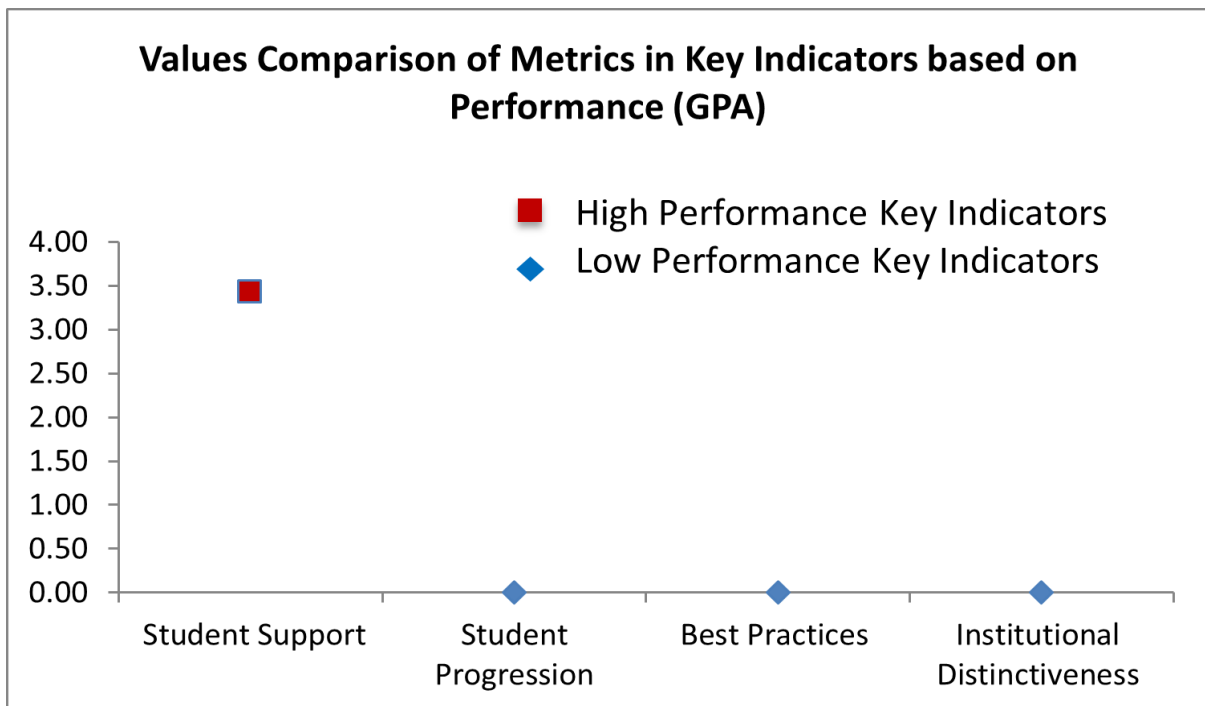
Principal



Unit / Cell / Club: HRDC

Academic and Administrative Audit - 2019-2020

No	Criteria and Key Indicators	Key Indicator Weightage (W <sub>i</sub> )	Key Indicator Wise Weighted Grade Points (KIWGP) <sub>i</sub>	Grade Point Averages (CrWGPI/W <sub>i</sub> )
<b>Criterion V - Student Support and Progression</b>				
5.1	Student Support	14	48.00	3.43
5.2	Student Progression	10	0.00	0.00
	<b>Total</b>	<b>24</b>	<b>48.00</b>	<b>2.00</b>
<b>Criterion VII – Institutional Values and Best Practices</b>				
7.2	Best Practices	30	0.00	0.00
7.3	Institutional Distinctiveness	20	0.00	0.00
	<b>Total</b>	<b>50</b>	<b>0.00</b>	<b>0.00</b>
	<b>Grand Total</b>	<b>74</b>	<b>48.00</b>	<b>0.65</b>





## Scott Christian College (Autonomous), Nagercoil

AAA 2019 - 2020 - Assessment Sheet

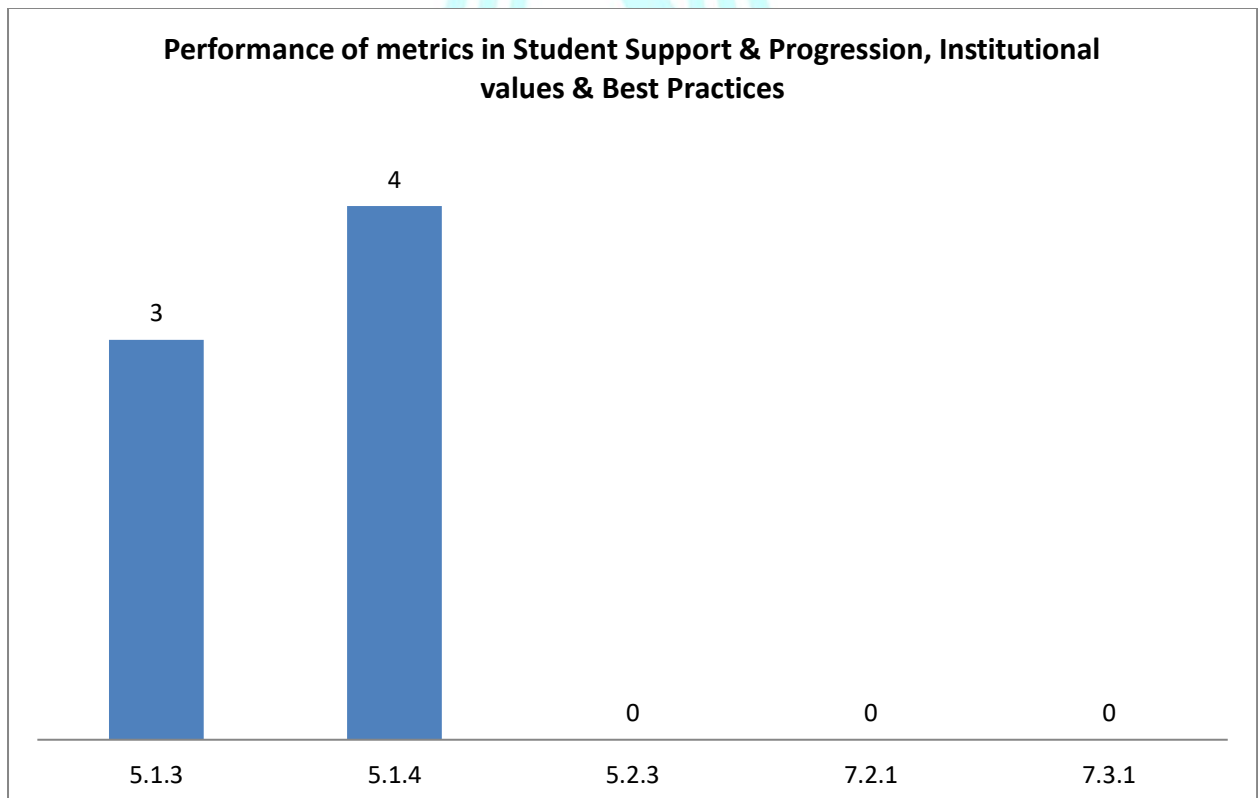
HRDC



### Qualitative & Quantitative Metrics

Metric	Parameter	QIM/QnM	Weightage	Score	Wtd. Score
<b>Criterion V - Student Support and Progression</b>					
<b>5.1</b>	<b>Student Support</b>				
5.1.3	Number of capability enhancement and development schemes 1. Soft skills 2. Language and communication skills 3. Life skills (Yoga, physical fitness, health and hygiene) 4. Awareness of trends in technology (Opt one)	QnM	8	3	24
5.1.4	Students benefited by guidance for competitive examinations and career counseling offered by the institution during 2019-2020	QnM	6	4	24
<b>5.1</b>	<b>Student Support</b>		14	3.43	48
<b>5.2</b>	<b>Student Progression</b>				
5.2.3	Students qualifying in state/ national/ international level examinations during 2019-2020 (eg: NET/ SLET/GATE/GMAT /CAT, GRE/TOFEL/Civil Services/State government examinations)	QnM	10	0	0
<b>5.2</b>	<b>Student Progression</b>		10	0	0
<b>Criterion V - Student Support and Progression</b>			24	2	48
<b>Criterion VII – Institutional Values and Best Practices</b>					
<b>7.2</b>	<b>Best Practices</b>				
7.2.1	Describe any one best practice followed by the Department / Cell / Body / Committee / Club/Unit	QIM	30	0	0
<b>7.2</b>	<b>Best Practices</b>		30	0	0

<b>7.3</b>	<b>Institutional Distinctiveness</b>				
7.3.1	Describe/Explain the performance the Department in one area distinctive to its Vision, Priority & Thrust	QIM	20	0	0
<b>7.3</b>	<b>Institutional Distinctiveness</b>		20	0	0
<b>Criterion VII – Institutional Values and Best Practices</b>			50	0	0
	<b>Criteria-wise Assessment</b>		<b>Weightage (W)</b>	<b>Score</b>	<b>Wtd Grade Point (WGP)</b>
5	Student Support & Progression		24.00	2.00	48.00
7	Institutional values & Best Practices		50.00	0.00	0.00
	<b>Overall:-</b>		74.00	0.65	48.00



**Unit / Cell / Club: HRDC**

**Academic and Administrative Audit - 2019-2020**

**Strengths and Weaknesses**

**Strengths :**

- ✓ Student Support

**Weaknesses :**

- Student Progression
- Best Practices
- Institutional Distinctiveness





**Scott Christian College (Autonomous)**  
Nagercoil – 629 003, Tamil Nadu, India

**INTERNAL QUALITY ASSURANCE CELL**



# **ACADEMIC & ADMINISTRATIVE AUDIT 2019 - 2020**

## **ADMISSION COMMITTEE**

**GRADE**



**Score :0.43/4**



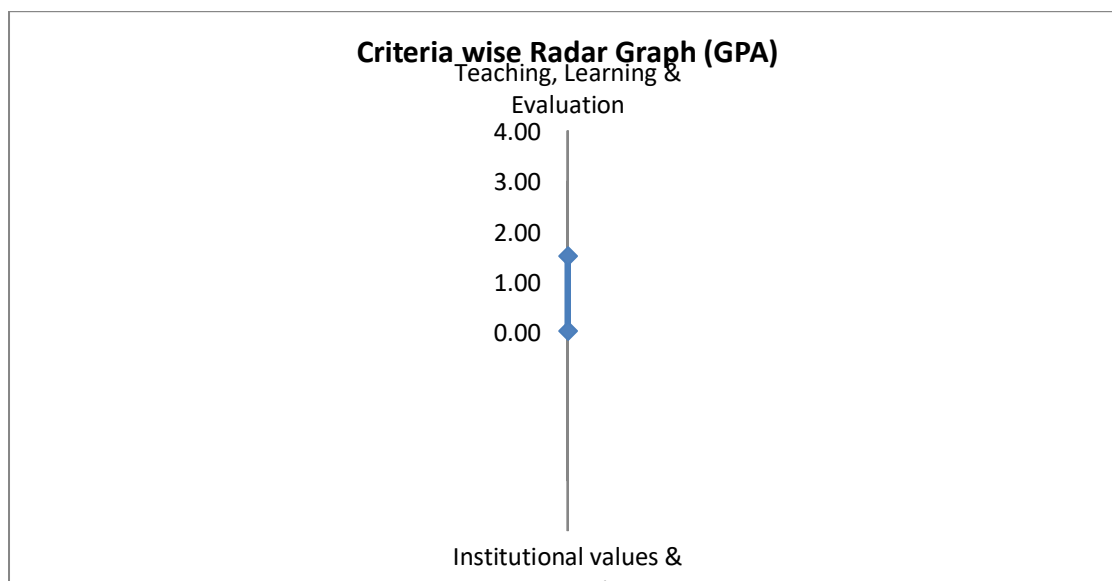
## Unit / Cell / Club: Admission

### Academic and Administrative Audit - 2019-2020

No	Criteria	Weightage (W1)	Criterion-wise Weighted Grade Point (CrWGP1)	Grade Point Averages (CrWGP <sub>i</sub> /W <sub>i</sub> )
1	Curricular Aspects	-	-	-
2	Teaching, Learning & Evaluation	20.00	30.00	1.50
3	Research, Innovation & Extension	-	-	-
4	Infrastructure & Learning resources	-	-	-
5	Student Support & Progression	-	-	-
6	Governance, Leadership & Management	-	-	-
7	Institutional values & Best Practices	50.00	0.00	0.00
	<b>Total</b>	<b>70.00</b>	<b>30.00</b>	<b>0.43</b>
	<b>CGPA :</b>	<b>0.43</b>		

Dean IQAC

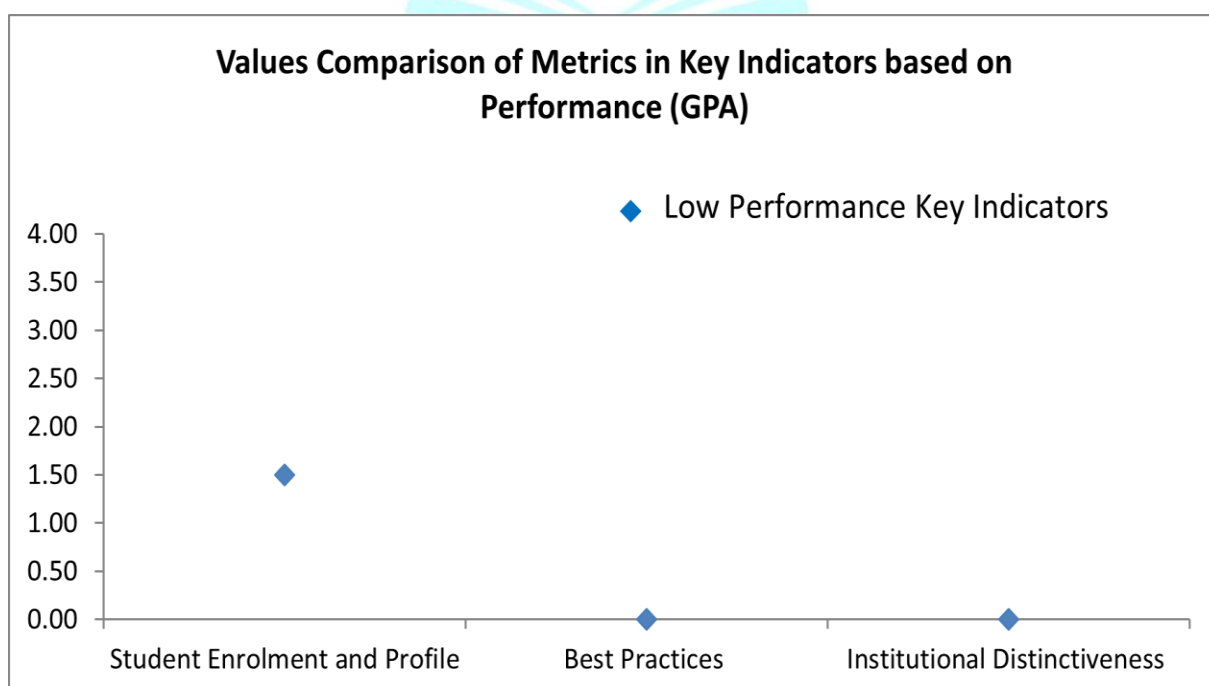
Principal



## Unit / Cell / Club: Admission

### Academic and Administrative Audit - 2019-2020

No	Criteria and Key Indicators	Key Indicator Weightage (W <sub>i</sub> )	Key Indicator Wise Weighted Grade Points (KIWGP) <sub>i</sub>	Grade Point Averages (CrWGPI/W <sub>i</sub> )
<b>Criterion II – Teaching-Learning and Evaluation</b>				
2.1	Student Enrolment and Profile	20	30.00	1.50
	<b>Total</b>	<b>20</b>	<b>30.00</b>	<b>1.50</b>
<b>Criterion VII – Institutional Values and Best Practices</b>				
7.2	Best Practices	30	0.00	0.00
7.3	Institutional Distinctiveness	20	0.00	0.00
	<b>Total</b>	<b>50</b>	<b>0.00</b>	<b>0.00</b>
	<b>Grand Total</b>	<b>70</b>	<b>30.00</b>	<b>0.43</b>





## Scott Christian College (Autonomous), Nagercoil

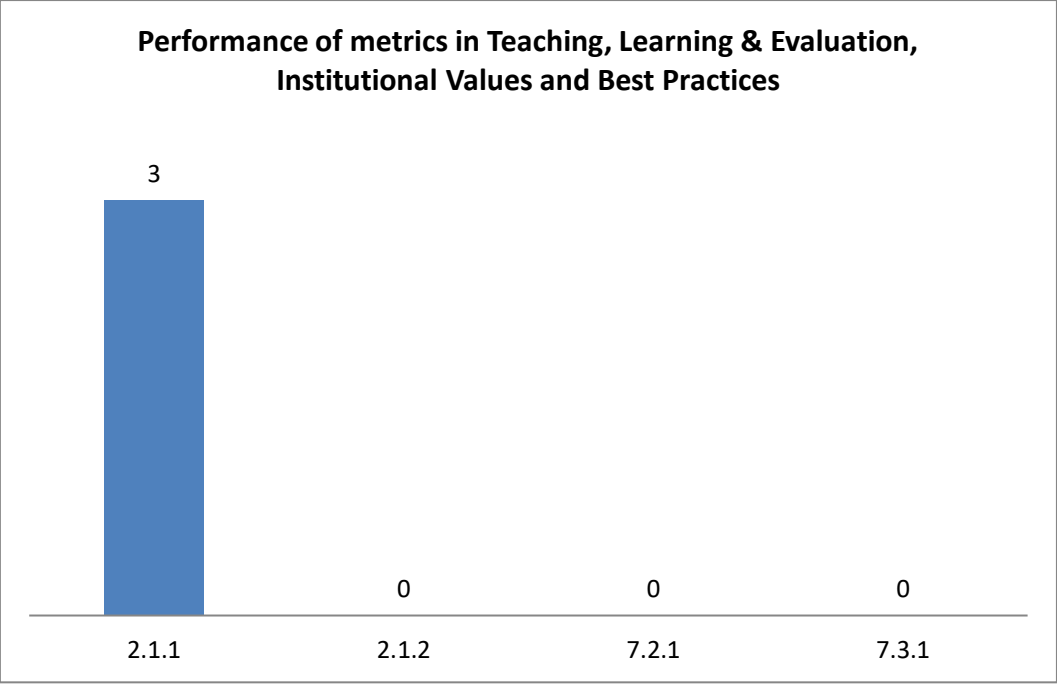
AAA 2019 - 2020 - Assessment Sheet

Admission Committee



### Qualitative & Quantitative Metrics

Metri c	Parameter	QIM/ QnM	Weightage	Score	Wtd. Score
	<b>Criterion II – Teaching-Learning and Evaluation</b>				
<b>2.1</b>	<b>Student Enrolment and Profile</b>				
2.1.1	Average Enrolment percentage during 2019-2020	QnM	10	3	<b>30</b>
2.1.2	Average percentage of seats filled against reserved categories (SC, ST, OBC, Divyangjan, etc. as per applicable reservation policy) during the 2019-2020	QnM	10	0	<b>0</b>
<b>2.1</b>	<b>Student Enrolment and Profile</b>		<b>20</b>	<b>1.5</b>	<b>30</b>
	<b>Criterion II – Teaching-Learning and Evaluation</b>		<b>20</b>	<b>1.5</b>	<b>30</b>
	<b>Criterion VII – Institutional Values and Best Practices</b>				
<b>7.2</b>	<b>Best Practices</b>				
7.2.1	Describe any one best practice followed by the Department / Cell / Body / Committee / Club/Unit	QIM	30	0	0
<b>7.2</b>	<b>Best Practices</b>		<b>30</b>	<b>0</b>	<b>0</b>
<b>7.3</b>	<b>Institutional Distinctiveness</b>				
7.3.1	Describe/Explain the performance the Department in one area distinctive to its Vision, Priority & Thrust	QIM	20	0	0
<b>7.3</b>	<b>Institutional Distinctiveness</b>		<b>20</b>	<b>0</b>	<b>0</b>
	<b>Criterion VII – Institutional Values and Best Practices</b>		<b>50</b>	<b>0</b>	<b>0</b>
	<b>Criteria-wise Assessment</b>		<b>Weightage (W)</b>	<b>Score</b>	<b>Wtd Grade Point (WGP)</b>
2	Teaching, Learning & Evaluation		20.00	1.50	30.00
7	Institutional values & Best Practices		50.00	0.00	0.00
	<b>Overall:-</b>		<b>70.00</b>	<b>0.43</b>	<b>30.00</b>



## Unit / Cell / Club: Admission

### Academic and Administrative Audit - 2019-2020

#### Strengths and Weaknesses

**Strengths : Nil**

**Weaknesses :**

- Student Enrolment and Profile
- Best Practices
- Institutional Distinctiveness





**Scott Christian College (Autonomous)**  
Nagercoil – 629 003, Tamil Nadu, India



**INTERNAL QUALITY ASSURANCE CELL**

# **ACADEMIC & ADMINISTRATIVE AUDIT 2019 - 2020**

## **GOVERNANCE**

**GRADE**

**B**

Score :2.33/4

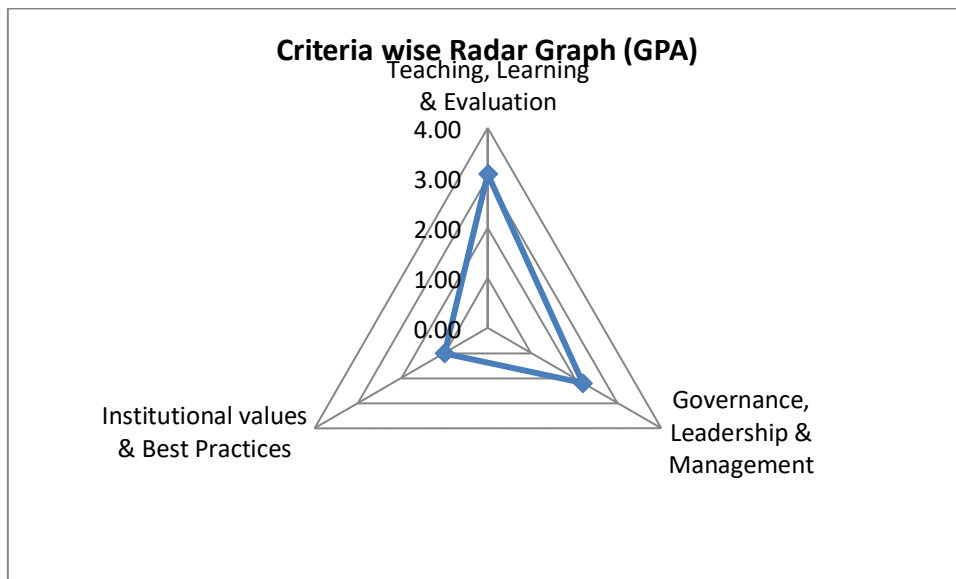
**Unit / Cell / Club: Governance**

**Academic and Administrative Audit - 2019-2020**

No	Criteria	Weightage (W1)	Criterion-wise Weighted Grade Point (CrWGP1)	Grade Point Averages (CrWGP <sub>i</sub> /W <sub>i</sub> )
1	Curricular Aspects	-	-	-
2	Teaching, Learning & Evaluation	65.00	200.00	3.08
3	Research, Innovation & Extension	-	-	-
4	Infrastructure & Learning resources	-	-	-
5	Student Support & Progression	-	-	-
6	Governance, Leadership & Management	16.00	35.00	2.19
7	Institutional values & Best Practices	35.00	35.00	1.00
	<b>Total</b>	<b>116.00</b>	<b>270.00</b>	<b>2.33</b>
	<b>CGPA :</b>	<b>2.33</b>		

Dean IQAC

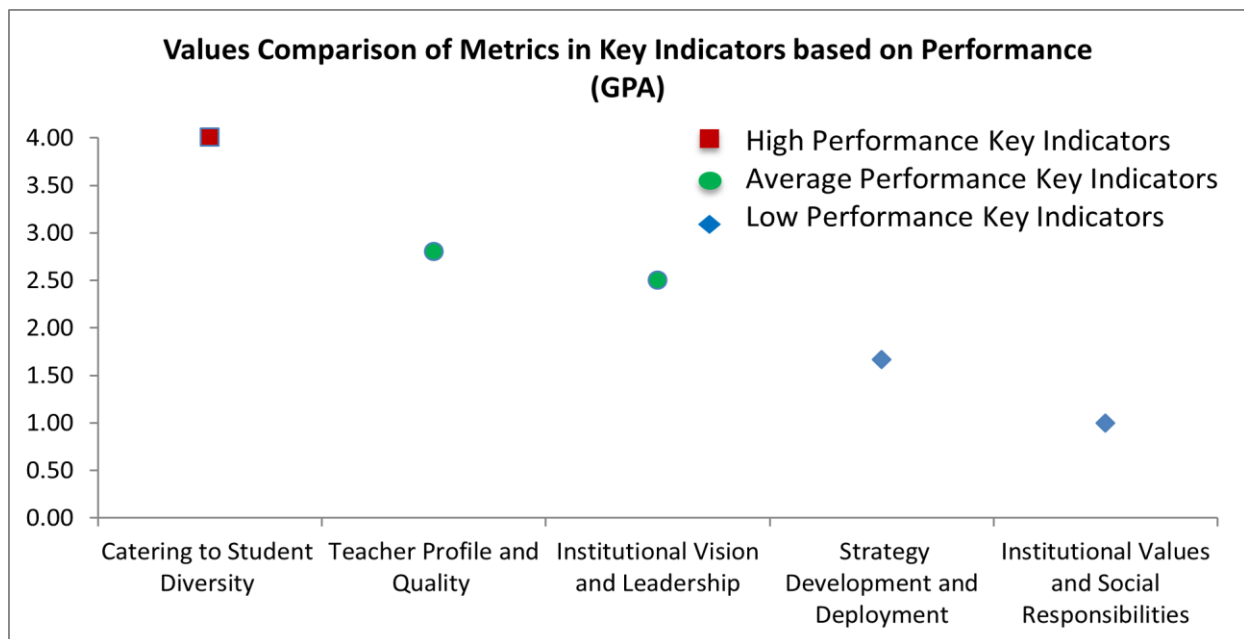
Principal



**Unit / Cell / Club: Governance**

**Academic and Administrative Audit - 2019-2020**

No	Criteria and Key Indicators	Key Indicator Weightage (W <sub>i</sub> )	Key Indicator Wise Weighted Grade Points (KIWGP) <sub>i</sub>	Grade Point Averages (CrWGPI/W <sub>i</sub> )
<b>Criterion II – Teaching-Learning and Evaluation</b>				
2.2	Catering to Student Diversity	15	60.00	4.00
2.4	Teacher Profile and Quality	50	140.00	2.80
	<b>Total</b>	<b>65</b>	<b>200.00</b>	<b>3.08</b>
<b>Criterion VI – Governance, Leadership and Management</b>				
6.1	Institutional Vision and Leadership	10	25.00	2.50
6.2	Strategy Development and Deployment	6	10.00	1.67
	<b>Total</b>	<b>16</b>	<b>35.00</b>	<b>2.19</b>
<b>Criterion VII – Institutional Values and Best Practices</b>				
7.1	Institutional Values and Social Responsibilities	35	35.00	1.00
	<b>Total</b>	<b>35</b>	<b>35.00</b>	<b>1.00</b>
	<b>Grand Total</b>	<b>116</b>	<b>270.00</b>	<b>2.33</b>







Governance

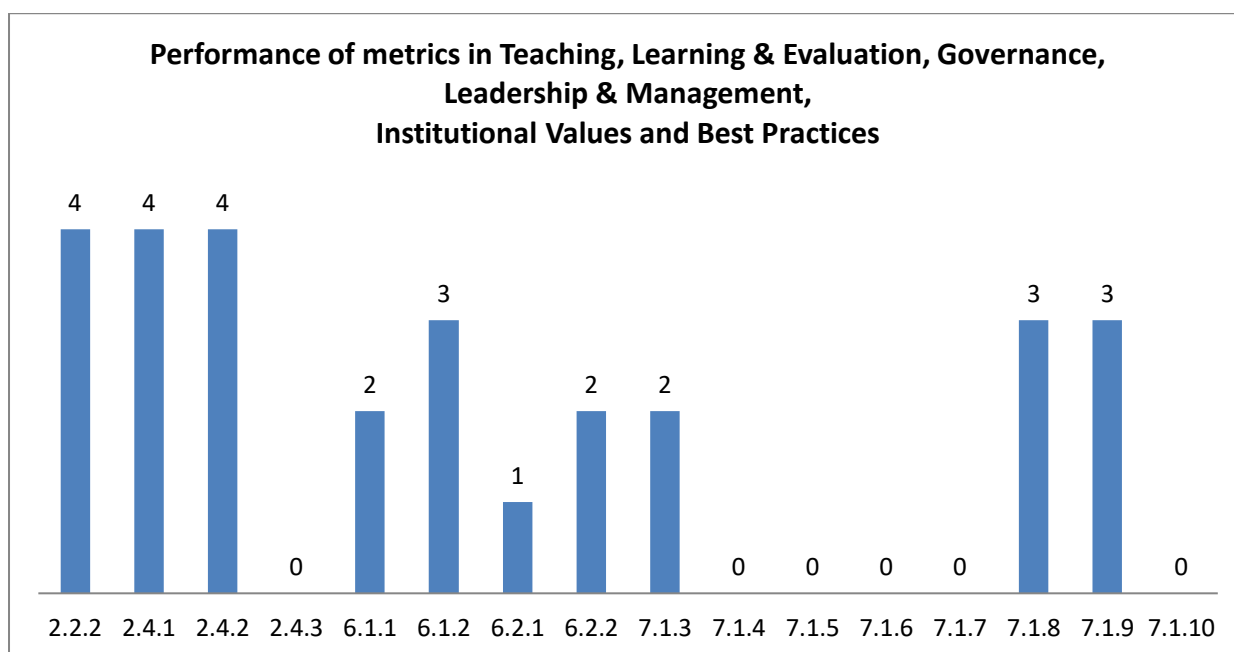
Qualitative & Quantitative Metrics

Metric	Parameter	QIM/ QnM	Weightage	Score	Wtd. Score
	<b>Criterion II – Teaching-Learning and Evaluation</b>				
<b>2.2</b>	<b>Catering to Student Diversity</b>				
2.2.2	Student - Full time teacher ratio(current year data)	QnM	15	4	60
<b>2.2</b>	<b>Catering to Student Diversity</b>		<b>15</b>	<b>4</b>	<b>60</b>
<b>2.4</b>	<b>Teacher Profile and Quality</b>				
2.4.1	Full time teachers against sanctioned posts during 2019-2020	QnM	15	4	60
2.4.2	Full time teachers with Ph.D. (/ D.M. / M.Ch. /D.N.B Super speciality / D.Sc. / D.Litt. )during 2019-2020	QnM	20	4	80
2.4.3	Teaching experience of full time teachers in same institution number of years (current year data)	QnM	15	0	0
<b>2.4</b>	<b>Teacher Profile and Quality</b>		<b>50</b>	<b>2.8</b>	<b>140</b>
	<b>Criterion II – Teaching-Learning and Evaluation</b>		<b>65</b>	<b>3.08</b>	<b>200</b>
	<b>Criterion VI – Governance, Leadership and Management</b>				
<b>6.1</b>	<b>Institutional Vision and Leadership</b>				
6.1.1	The governance of the institution is reflective of an effective leadership in tune with the vision and mission of the Institution.	QIM	5	2	10
6.1.2	The institution practices decentralization and participative management	QIM	5	3	15
<b>6.1</b>	<b>Institutional Vision and Leadership</b>		<b>10</b>	<b>2.5</b>	<b>25</b>
<b>6.2</b>	<b>Strategy Development and Deployment</b>				
6.2.1	Perspective/Strategic plan and deployment documents are available in the institution	QIM	2	<b>1</b>	<b>2</b>

6.2.2	Organizational structure of the Institution including governing body, administrative setup, and functions of various bodies, service rules, procedures, recruitment, promotional policies as well as grievance redressal mechanism	QIM	4	2	8
<b>6.2</b>	<b>Strategy Development and Deployment</b>		6	1.67	10
<b>Criterion VI – Governance, Leadership and Management</b>			16	2.19	35
<b>Criterion VII – Institutional Values and Best Practices</b>					
<b>7.1</b>	<b>Institutional Values and Social Responsibilities</b>				
7.1.3	Waste Management steps including: a) Solid waste management b) Liquid waste management c) Biomedical waste management d) E-waste management e) Waste recycling system f) Hazardous chemicals and radioactive waste management	QIM	4	2	8
7.1.4	Rain water harvesting structures and utilization : 1. Rain water harvesting 2. Borewell /Open well recharge 3. Construction of tanks and bunds 4. Waste water recycling 5. Maintenance of water bodies and distribution system in the campus	QnM	4	0	0
7.1.5	Green Practices` : 1. Restricted entry of automobiles 2. Use of Bicycles/ Battery powered vehicles 3. Pedestrian Friendly pathways 4. Ban on use of Plastic 5. landscaping with trees and plants	QnM	4	0	0

7.1.6	<p>Quality audits on environment and energy are regularly undertaken by the institution (Weightage 5 QnM)</p> <p>The institutional environment and energy initiatives are confirmed through the following</p> <ol style="list-style-type: none"> <li>1.Green audit</li> <li>2. Energy audit</li> <li>3.Environment audit</li> <li>4.Clean and green campus recognitions/awards</li> <li>5. Beyond the campus environmental promotional activities</li> </ol>	QnM	5	0	<b>0</b>
7.1.7	<p>Differently abled (Divyangjan) friendliness :</p> <p>Resources available in the institution:</p> <ol style="list-style-type: none"> <li>1. Built environment with ramps/lifts for easy access to classrooms.</li> <li>2. Disabled-friendly washrooms</li> <li>3. Signage including tactile path, lights, display boards and signposts</li> <li>4. Assistive technology and facilities for persons with disabilities ( Divyangjan) accessible website, screen-reading software, mechanized equipment</li> <li>5. Provision for enquiry and information : Human assistance, reader, scribe, soft copies of reading material, screen reading</li> </ol>	QnM	4	0	<b>0</b>
7.1.8	<p>Institutional efforts/initiatives in providing an inclusive environment i.e., tolerance and harmony towards cultural, regional, linguistic, communal socioeconomic and other diversities</p>	QIM	5	3	<b>15</b>
7.1.9	<p>Sensitization of students and employees of the Institution to the constitutional obligations: values, rights, duties and responsibilities of citizens</p>	QIM	4	3	<b>12</b>

7.1.10	Code of conduct for students, teachers, administrators and other staff and conducts periodic programmes in this regard. 1. The Code of Conduct is displayed on the website 2. There is a committee to monitor adherence to the Code of Conduct 3. Institution organizes professional ethics programmes for students, teachers, administrators and other staff 4. Annual awareness programmes on Code of Conduct are organized	QnM	5	0	0
<b>7.1</b>	<b>Institutional Values and Social Responsibilities</b>		35	1	35
<b>Criterion VII – Institutional Values and Best Practices</b>			35	1	35
	<b>Criteria-wise Assessment</b>		<b>Weightage (W)</b>	<b>Score</b>	<b>Wtd Grade Point (WGP)</b>
2	Teaching, Learning & Evaluation		65.00	3.08	200.00
6	Governance, Leadership & Management		16.00	2.19	35.00
7	Institutional values & Best Practices		35.00	1.00	35.00
	Overall:-		116.00	2.33	270.00



**Unit / Cell / Club: Governance**

**Academic and Administrative Audit - 2019-2020**

**Strengths and Weaknesses**

**Strengths :**

- ✓ Catering to Student Diversity

**Weaknesses :**

- Teacher Profile and Quality
- Institutional Vision and Leadership
- Strategy Development and Deployment
- Institutional Values and Social Responsibilities





**Scott Christian College (Autonomous)**  
Nagercoil – 629 003, Tamil Nadu, India



**INTERNAL QUALITY ASSURANCE CELL**

# **ACADEMIC & ADMINISTRATIVE AUDIT 2019 – 2020**

## **WEBSITE**

**GRADE**

**D**

**Score :1.5/4**

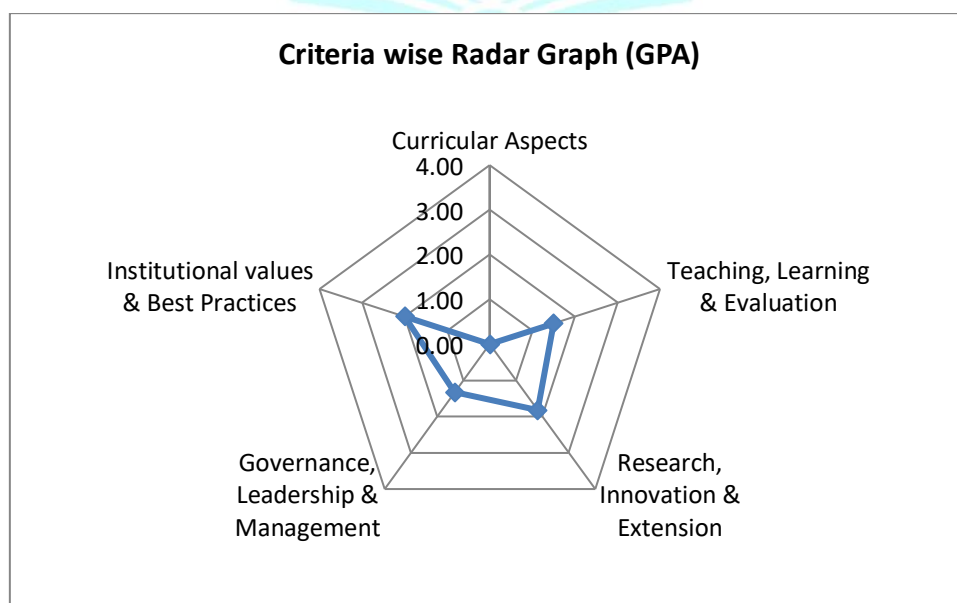
**Unit / Cell / Club: Website**

**Academic and Administrative Audit - 2019-2020**

No	Criteria	Weightage (W1)	Criterion-wise Weighted Grade Point (CrWGP1)	Grade Point Averages (CrWGP <sub>i</sub> /W <sub>i</sub> )
1	Curricular Aspects	20.00	0.00	0.00
2	Teaching, Learning & Evaluation	50.00	75.00	1.50
3	Research, Innovation & Extension	11.00	20.00	1.82
4	Infrastructure & Learning resources	-	-	-
5	Student Support & Progression	-	-	-
6	Governance, Leadership & Management	6.00	8.00	1.33
7	Institutional values & Best Practices	55.00	110.00	2.00
	<b>Total</b>	<b>142.00</b>	<b>213.00</b>	<b>1.5</b>
	<b>CGPA :</b>	<b>1.5</b>		

Dean IQAC

Principal

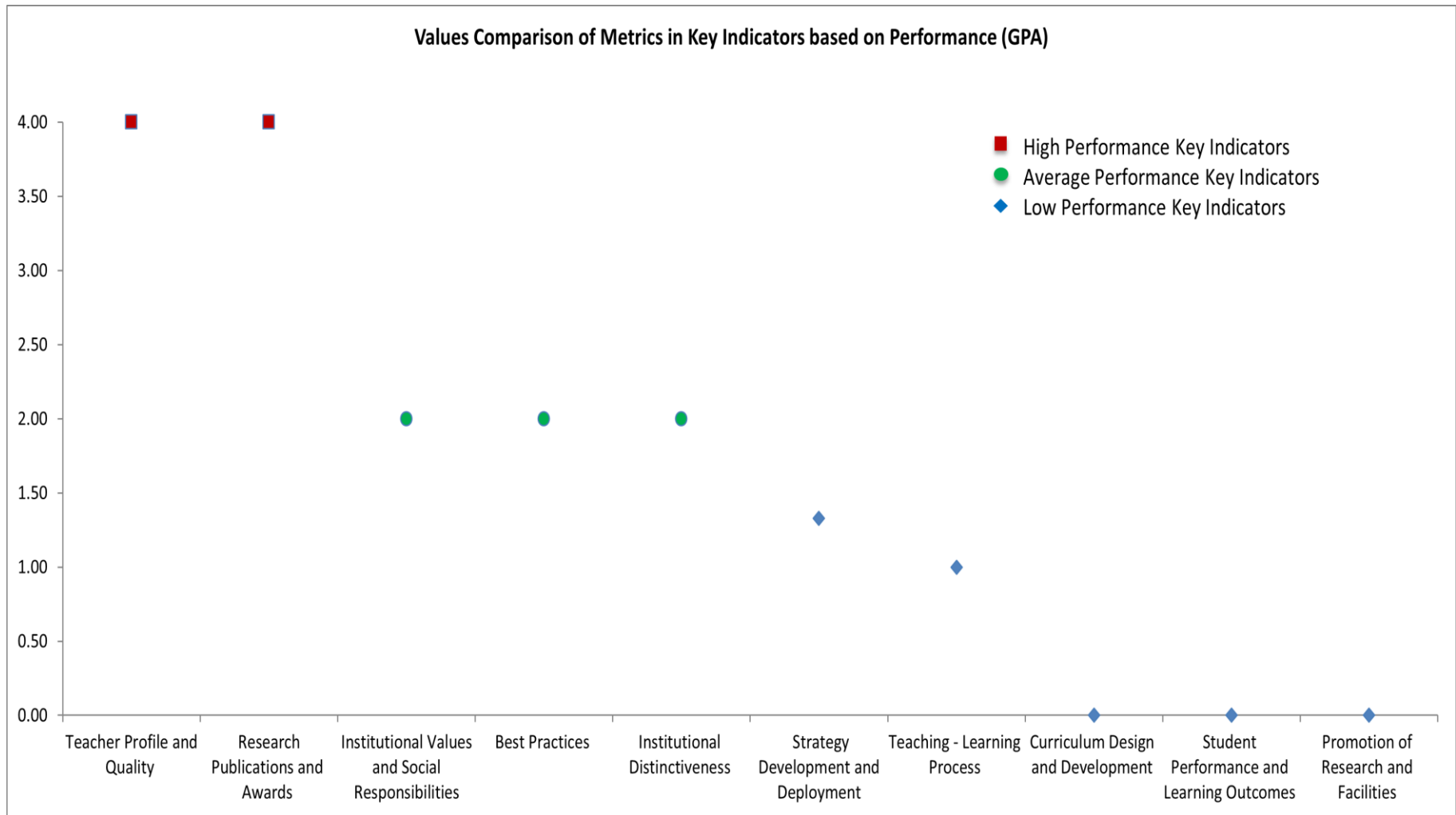


**Unit / Cell / Club: Website**

**Academic and Administrative Audit - 2019-2020**

No	Criteria and Key Indicators	Key Indicator Weightage (W <sub>i</sub> )	Key Indicator Wise Weighted Grade Points (KIWGP) <sub>i</sub>	Grade Point Averages (CrWGPI/W <sub>i</sub> )
<b>Criterion I – Curricular Aspects</b>				
1.1	Curriculum Design and Development	20	0.00	0.00
	<b>Total</b>	<b>20</b>	<b>0.00</b>	<b>0.00</b>
<b>Criterion II – Teaching-Learning and Evaluation</b>				
2.3	Teaching - Learning Process	15	15.00	1.00
2.4	Teacher Profile and Quality	15	60.00	4.00
2.6	Student Performance and Learning Outcomes	20	0.00	0.00
	<b>Total</b>	<b>50</b>	<b>75.00</b>	<b>1.50</b>
<b>Criterion III – Research, Innovations and Extension</b>				
3.1	Promotion of Research and Facilities	6	0.00	0.00
3.4	Research Publications and Awards	5	20.00	4.00
	<b>Total</b>	<b>11</b>	<b>20.00</b>	<b>1.82</b>
<b>Criterion VI – Governance, Leadership and Management</b>				
6.2	Strategy Development and Deployment	6	8.00	1.33
	<b>Total</b>	<b>6</b>	<b>8.00</b>	<b>1.33</b>
<b>Criterion VII – Institutional Values and Best Practices</b>				
7.1	Institutional Values and Social Responsibilities	5	10.00	2.00
7.2	Best Practices	30	60.00	2.00
7.3	Institutional Distinctiveness	20	40.00	2.00
	<b>Total</b>	<b>55</b>	<b>110.00</b>	<b>2.00</b>
	<b>Grand Total</b>	<b>142</b>	<b>213.00</b>	<b>1.5</b>







## Scott Christian College (Autonomous), Nagercoil

AAA 2019 - 2020 - Assessment Sheet

Website

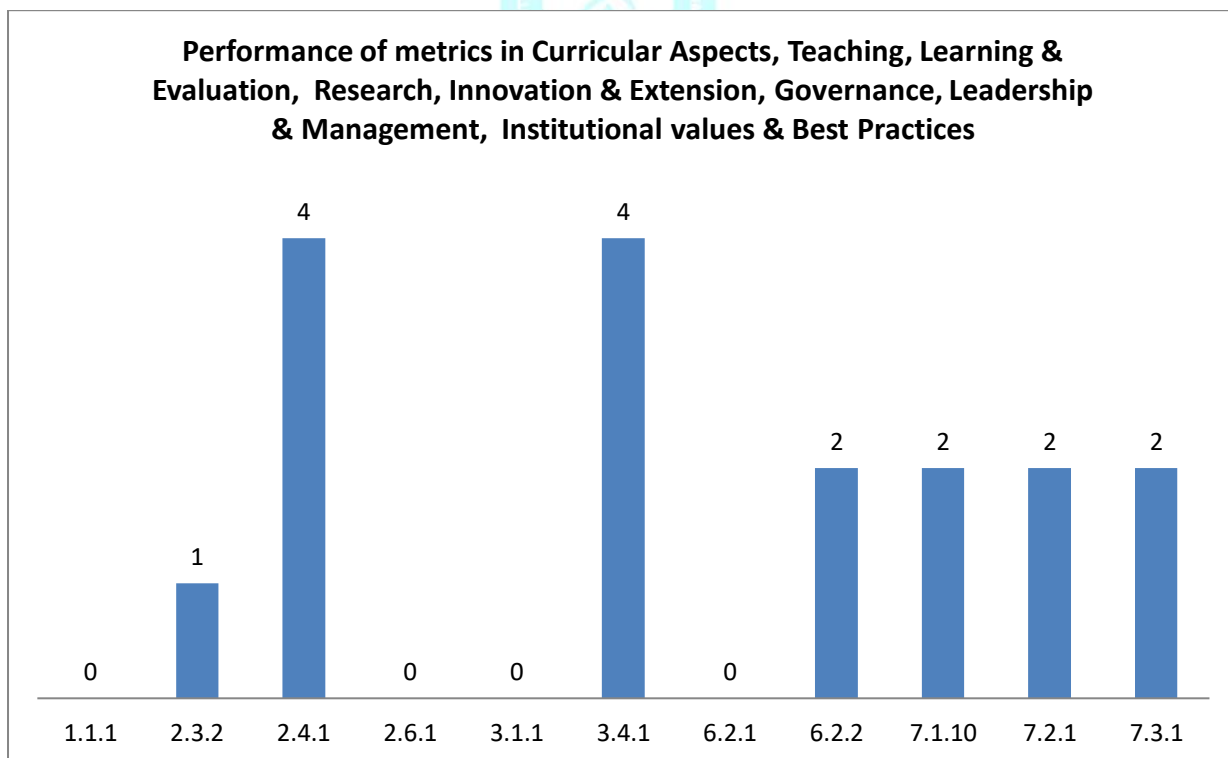


### Qualitative & Quantitative Metrics

Metric	Parameter	QIM/ QnM	Weightage	Score	Wtd. Score
	<b>Criterion I – Curricular Aspects</b>				
<b>1.1</b>	<b>Curriculum Design and Development</b>				
1.1.1	Curricula developed/adopted having Learning Outcomes including Programme Outcomes (Pos), Programme specific outcomes (PSOs) and Course Outcomes (COs) for all the UG, PG and M.Phil programmes offered by the Department and mapped them with syllabus properly.	QIM	20	0	0
<b>1.1</b>	<b>Curriculum Design and Development</b>		20	0	0
	<b>Criterion I – Curricular Aspects</b>		20	0	0
	<b>Criterion II – Teaching-Learning and Evaluation</b>				
<b>2.3</b>	<b>Teaching - Learning Process</b>				
2.3.2	Teachers use ICT enabled tools including online resources for effective teaching and learning process	QIM	15	1	15
<b>2.3</b>	<b>Teaching - Learning Process</b>		15	1	15
<b>2.4</b>	<b>Teacher Profile and Quality</b>				
2.4.1	Full time teachers against sanctioned posts during 2019-2020	QnM	15	4	60
<b>2.4</b>	<b>Teacher Profile and Quality</b>		15	4	60
<b>2.6</b>	<b>Student Performance and Learning Outcomes</b>				
2.6.1	i) Provide the web link displaying Programme Outcomes(PO)/Programme Specific Outcomes (PSO) / Course Outcomes (CO) for all programmes offered by the Department.	QIM	20	0	0
<b>2.6</b>	<b>Student Performance and Learning Outcomes</b>		20	0	0
	<b>Criterion II – Teaching-Learning and Evaluation</b>		50	1.5	75
	<b>Criterion III – Research, Innovations and Extension</b>				
<b>3.1</b>	<b>Promotion of Research and Facilities</b>				
3.1.1	The institution has a well defined policy for promotion of research and the same is uploaded on the institutional website	QIM	6	0	0
<b>3.1</b>	<b>Promotion of Research and Facilities</b>		6	0	0

<b>3.4</b>	<b>Research Publications and Awards</b>				
3.4.1	The institution has a stated Code of Ethics to check malpractices and plagiarism in Research	QnM	5	4	20
<b>3.4</b>	<b>Research Publications and Awards</b>		5	4	20
<b>Criterion III – Research, Innovations and Extension</b>			11	1.82	20
<b>Criterion VI – Governance, Leadership and Management</b>					
<b>6.2</b>	<b>Strategy Development and Deployment</b>				
6.2.1	Perspective/Strategic plan and deployment documents are available in the institution	QIM	2	0	0
6.2.2	Organizational structure of the Institution including governing body, administrative setup, and functions of various bodies, service rules, procedures, recruitment, promotional policies as well as grievance redressal mechanism	QIM	4	2	8
<b>6.2</b>	<b>Strategy Development and Deployment</b>		6	1.33	8
<b>Criterion VI – Governance, Leadership and Management</b>			6	1.33	8
<b>Criterion VII – Institutional Values and Best Practices</b>					
<b>7.1</b>	<b>Institutional Values and Social Responsibilities</b>				
7.1.10	Code of conduct for students, teachers, administrators and other staff and conducts periodic programmes in this regard. 1. The Code of Conduct is displayed on the website 2. There is a committee to monitor adherence to the Code of Conduct 3. Institution organizes professional ethics programmes for students, teachers, administrators and other staff 4. Annual awareness programmes on Code of Conduct are organized	QnM	5	2	10
<b>7.1</b>	<b>Institutional Values and Social Responsibilities</b>		5	2	10
<b>7.2</b>	<b>Best Practices</b>				
7.2.1	Describe any one best practice followed by the Department / Cell / Body / Committee / Club/Unit	QIM	30	2	60
<b>7.2</b>	<b>Best Practices</b>		30	2	60

<b>7.3</b>	<b>Institutional Distinctiveness</b>				
7.3.1	Describe/Explain the performance the Department in one area distinctive to its Vision, Priority & Thrust	QIM	20	2	40
<b>7.3</b>	<b>Institutional Distinctiveness</b>		20	2	40
<b>Criterion VII – Institutional Values and Best Practices</b>			55	2	110
	<b>Criteria-wise Assessment</b>		<b>Weightage (W)</b>	<b>Score</b>	<b>Wtd Grade Point (WGP)</b>
1	Curricular Aspects		20.00	0.00	0.00
2	Teaching, Learning & Evaluation		50.00	1.50	75.00
3	Research, Innovation & Extension		11.00	1.82	20.00
6	Governance, Leadership & Management		6.00	1.33	8.00
7	Institutional values & Best Practices		55.00	2.00	110.00
<b>Overall:-</b>			<b>142.00</b>	<b>1.50</b>	<b>213.00</b>



**Unit / Cell / Club: Website**

**Academic and Administrative Audit - 2019-2020**

**Strengths and Weaknesses**

**Strengths :**

- ✓ Teacher Profile and Quality
- ✓ Research Publications and Awards

**Weaknesses :**

- Institutional Values and Social Responsibilities
- Best Practices
- Institutional Distinctiveness
- Strategy Development and Deployment
- Teaching - Learning Process
- Curriculum Design and Development
- Student Performance and Learning Outcomes
- Promotion of Research and Facilities





**Scott Christian College (Autonomous)**  
Nagercoil – 629 003, Tamil Nadu, India



**INTERNAL QUALITY ASSURANCE CELL**

# **ACADEMIC & ADMINISTRATIVE AUDIT 2019 – 2020**

## **ALUMNI**

**GRADE**

**D**

Score :0.00/4

**Partly Participated**

**Unit / Cell / Club: Alumni**

**Academic and Administrative Audit - 2019-2020**

No	Criteria	Weightage (W1)	Criterion-wise Weighted Grade Point (CrWGP1)	Grade Point Averages (CrWGP <sub>i</sub> /W <sub>i</sub> )
1	Curricular Aspects	-	-	-
2	Teaching, Learning & Evaluation	-	-	-
3	Research, Innovation & Extension	-	-	-
4	Infrastructure & Learning resources	-	-	-
5	Student Support & Progression	10.00	0.00	0.00
6	Governance, Leadership & Management	-	-	-
7	Institutional values & Best Practices	-	-	-
	<b>Total</b>	<b>10.00</b>	<b>0.00</b>	<b>0</b>
	<b>CGPA :</b>	<b>0</b>		

Dean IQAC

Principal

**Unit / Cell / Club: Alumni**

**Academic and Administrative Audit - 2019-2020**

No	Criteria and Key Indicators	Key Indicator Weightage (W <sub>i</sub> )	Key Indicator Wise Weighted Grade Points (KIWGP) <sub>i</sub>	Grade Point Averages (CrWGPI/W <sub>i</sub> )
<b>Criterion V - Student Support and Progression</b>				
5.4	Alumni Engagement	10	0.00	0.00
	<b>Total</b>	<b>10</b>	<b>0.00</b>	<b>0.00</b>
	<b>Grand Total</b>	<b>10</b>	<b>0.00</b>	<b>0</b>







## Scott Christian College (Autonomous), Nagercoil

AAA 2019 - 2020 - Assessment Sheet

Alumni - Not Participated



### Qualitative & Quantitative Metrics

Metric	Parameter	QIM/QnM	Weightage	Score	Wtd. Score
	<b>Criterion V - Student Support and Progression</b>				
<b>5.4</b>	<b>Alumni Engagement</b>				
5.4.1	The Alumni Association/Chapters (registered and functional) contributes significantly to the development of the institution through financial and non financial means. other support services	QIM	5		0
5.4.2	Alumni financial contribution during 2019-2020	QnM	5	0	0
<b>5.4</b>	<b>Alumni Engagement</b>		<b>10</b>	<b>0</b>	<b>0</b>
<b>Criterion V - Student Support and Progression</b>			<b>10</b>	<b>0</b>	<b>0</b>
	<b>Criteria-wise Assessment</b>		<b>Weightage (W)</b>	<b>Score</b>	<b>Wtd Grade Point (WGP)</b>
5	Student Support & Progression		10.00	0.00	0.00
	Overall:-		10.00	0.00	0.00

### Strengths and Weaknesses

Strengths : –

Weaknesses : –