



# **Scott Christian College (Autonomous), Nagercoil – 3**

*Report of the*

**ACADEMIC & ADMINISTRATIVE AUDIT 2020–2021**



**INTERNAL QUALITY ASSURANCE CELL**

## Foreword

It is with immense pride and a deep sense of responsibility that I present the Academic and Administrative Audit Report of Scott Christian College for the academic year 2020-21. This comprehensive evaluation, conducted on April 12, 2022, by a distinguished external peer-team comprising Prof. Dr. V. Balamurugan and Prof. Dr. B. William Dharma Raja, marks a significant milestone in our ongoing journey towards continuous improvement and excellence.

The Internal Quality Assurance Cell (IQAC) at Scott Christian College has been instrumental in establishing robust quality benchmarks for various academic and administrative activities. These parameters, meticulously tailored to our institutional context, serve as essential measuring sticks for assessing our performance and identifying areas for potential enhancement. Notably, our approach integrates both quantitative and qualitative elements, with approximately 70% of the audit parameters relying on measurable data and the remaining 30% focusing on qualitative aspects like leadership, governance, institutional values, and stakeholder engagement. This balanced approach ensures a holistic evaluation that captures the multifaceted nature of a vibrant learning environment.

The external peer-team engaged in a rigorous onsite verification process, meticulously examining self-assessment reports, documents, and infrastructure across all nineteen departments, fifteen administrative units, ten clubs/cells, and nine extension units. This comprehensive review was invaluable, providing an objective assessment of our strengths and weaknesses. The team's meticulous scoring for each parameter was subsequently consolidated by the IQAC into grades for each department and the college as a whole, upholding the established NAAC RAF methodology.

This report reflects the unwavering dedication and collaborative effort of countless individuals. First and foremost, I express my sincerest gratitude to our respected Management, Principal, and IQAC Committee for their unwavering support and commitment to quality improvement. The dedication of Heads of Administrative Units, Heads of Departments, IQAC liaison members, and Coordinators/Conveners of Cells/Units has been pivotal in ensuring smooth operational processes and a vibrant institutional environment. Additionally, I extend my heartfelt appreciation to our IQAC Assistant Coordinators - Dr. L. Judith Sophia, Dr. Shirley Daniel, Dr. A. Malar Retna, and Dr. D. Hudson Oliver - for their meticulous planning and execution of the audit process. The invaluable support of our IQAC office staff - Ms. S. Presanna Kumari and Ms. J. Shoba - is also deeply acknowledged.

The Academic and Administrative Audit Report is not merely an assessment; it is a roadmap for progress. By embracing the feedback and recommendations contained within, we commit to refining our processes, strengthening our weaknesses, and amplifying our strengths. We are confident that this comprehensive evaluation will propel Scott Christian College towards even greater heights, reaffirming our unwavering commitment to providing our students with an exceptional, value-based education.

Nagercoil  
April 2022

**C. James – Dean IQAC**

# IQAC Committee

## A) Chairman

1. **Dr J. Robert Victor Edward**  
Principal



## B) Faculty Members

2. **Dr G. Isaac Arul Dhas**  
Senior Faculty



3. **Dr G. Allen Gnana Raj**  
Senior Faculty



4. **Dr D. Hylin Reba**  
Asst. Coordinator



5. **Dr L. Judith Sophia**  
Asst. Coordinator



6. **Dr Shirley Daniel**  
Asst. Coordinator



7. **Dr A. Malar Retna**  
Asst. Coordinator



8. **Dr D. Hudson Oliver**  
Asst. Coordinator



9. **Dr B. Shamina Ross**  
Website Convenor



**C) Administrative Officers**

10. **Dr J.G. Duresh**  
Dean: Arts



11. **Dr R.D. Stevens Jones**  
Dean – Sciences



12. **Dr A.E. Dulip Daniels**  
Dean: Research



13. **Dr R. Ragel Mabel Saroja**  
Dean: Student Welfare



14. **Mr T. Smith** (Office Superintendent)



**C) Management**

**D) Local Society / Alumni :**

15. **Ms J. Merrila Nissi**  
MSc Physics 2016-18



**E) Employers / Industrialists**

16. **Mrs Parveen Mathew**  
KA Industries



**F) Dean IQAC**

17. **Dr C. James**





# Contents

Particulars	Page No.
<b>1. College</b>	
1.1. Grade Sheet	1
1.2. Criteria-wise Grade Sheet	2
1.3. Criteria-wise Grade Radar Graph	3
1.4. Key Indicator-wise Grade Sheet	4
1.5. Key Indicator-wise Comparison Graph	6
1.6. Metric-wise Grade Sheet	7
1.7. Metric-wise Bar Graph	19
1.8. Criteria-wise Grade Sheet of all Departments	22
1.9. Strengths and Weakness	24
1.10. Peer-Team Report	25
<b>2. Departments</b>	
2.1. Mathematics	28
2.2. Botany	44
2.3. Chemistry	60
2.4. Physics	76

2.5. Zoology	92
2.6. Economics	108
2.7. History	124
2.8. English	140
2.9. Tamil	156
2.10. Malayalam	172
2.11. Hindi	188
2.12. Commerce	204
2.13. Computer Science	220
2.14. Physical Education	236
2.15. Business Studies (BBA)	252
2.16. Business Studies (MBA)	268
2.17. Computer Application (BCA)	284
2.18. Computer Application (MCA)	300
2.19. Microbiology	316
2.20. Visual Communication	333
<b>3. Units /Cells / Clubs</b>	
3.1. Controller of Examinations	349

3.2. Library	355
3.3. IQAC	361
3.4. Dean –Arts	367
3.5. Dean -Science	376
3.6. Dean -Research	385
3.7. Dean Student Welfare	393
3.8. Dean – Placement	400
3.9. Dean Foreign Affairs	406
3.10. Bursar	410
3.11. NCC – Army	419
3.12. NCC - Navy	425
3.13. NSS – 90	431
3.14. NSS – 91	438
3.15. NSS – 92	445
3.16. NSS – 93	452
3.17. NSS – 123	459
3.18. NSS – 124	466
3.19. NSS – 127	472

3.20. Sports	479
3.21. Youth Welfare	485
3.22. Science Club	490
3.23. Youth Red Cross	497
3.24. Scott Adventure Club	504
3.25. Rotaract Club	511
3.26. Eco Club	518
3.27. ICTC	525
3.28. Scott Research Forum	533
3.29. Innovation Council	539
3.30. HRDC	545
3.31. Admission Committee	551
3.32. Governance - Office	557
3.33. Website	565
3.34. Alumni	573



**Scott Christian College (Autonomous)**  
Nagercoil – 629 003, Tamil Nadu, India



**INTERNAL QUALITY ASSURANCE CELL**

# **ACADEMIC & ADMINISTRATIVE AUDIT 2020 – 2021**

**COLLEGE**

**GRADE**

**C**

**Score : 1.91/4**

## Scott Christian College

### Criteria-wise Overall Grade Sheet

#### Academic and Administrative Audit - 2020-2021

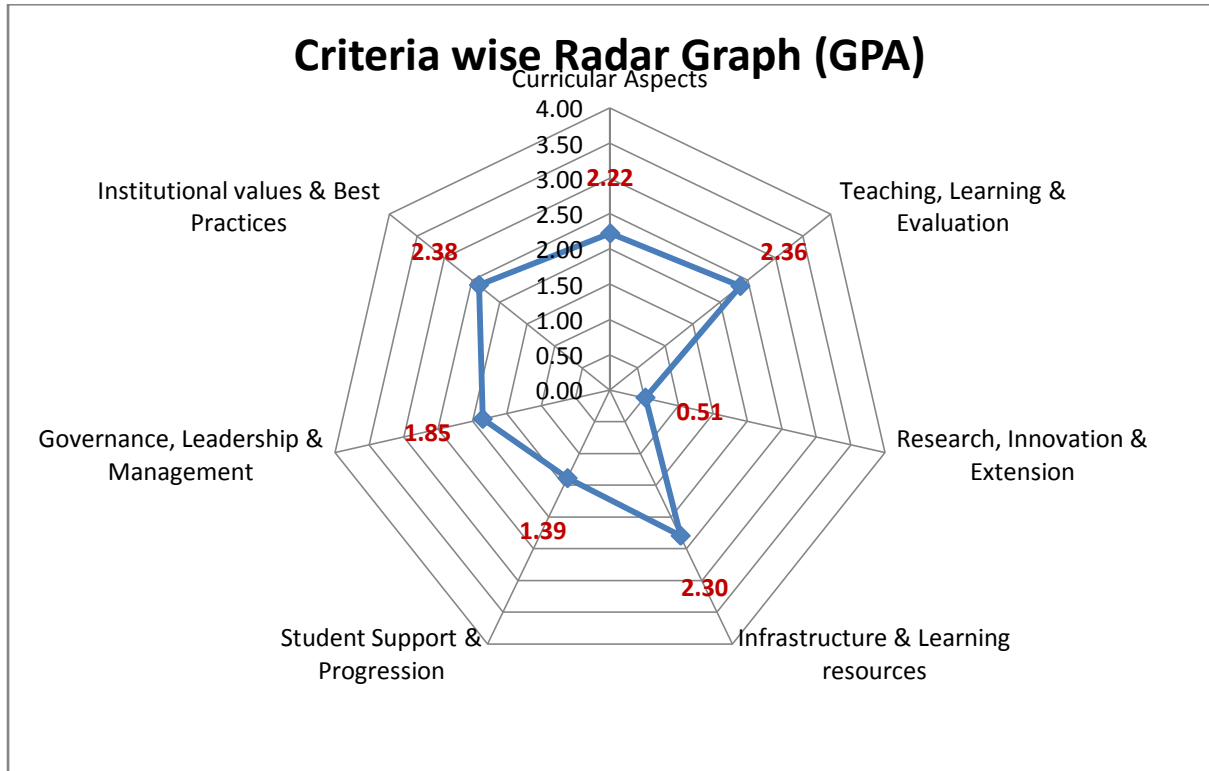
No	Criteria	Weightage (W1)	Criterion-wise Weighted Grade Point (CrWGP1)	Grade Point Averages (CrWGP <sub>i</sub> /W <sub>i</sub> )
1	Curricular Aspects	150.00	332.90	2.22
2	Teaching, Learning & Evaluation	300.00	707.70	2.36
3	Research, Innovation & Extension	150.00	76.71	0.51
4	Infrastructure & Learning resources	100.00	229.70	2.30
5	Student Support & Progression	100.00	139.12	1.39
6	Governance, Leadership & Management	100.00	184.58	1.85
7	Institutional values & Best Practices	100.00	237.88	2.38
	<b>Total</b>	<b>1000.00</b>	<b>1908.59</b>	<b>1.91</b>

**CGPA : 1.91**

Dean IQAC

Principal

## Radar graph indicating the performance of College

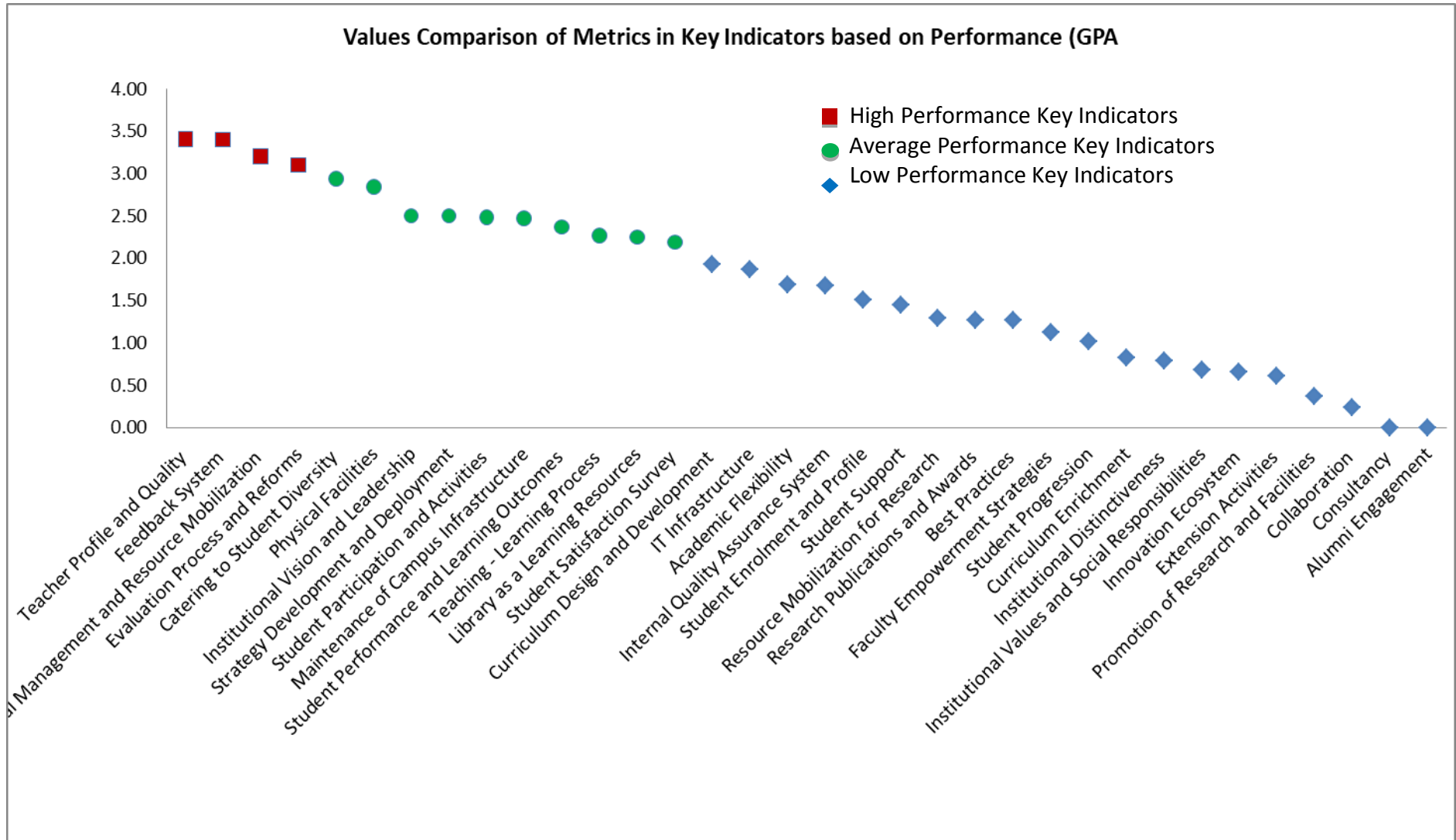


**Key Indicator-wise Grade Sheet - College**  
**Academic and Administrative Audit - 2020-2021**

No	Criteria and Key Indicators	Key Indicator Weightage (W <sub>i</sub> )	Key Indicator Wise Weighted Grade Points (KIWGP) <sub>i</sub>	Grade Point Averages (CrWGPI/W <sub>i</sub> )
<b>Criterion I – Curricular Aspects</b>				
1.1	Curriculum Design and Development	50	133.58	2.67
1.2	Academic Flexibility	40	86.36	2.16
1.3	Curriculum Enrichment	40	40.95	1.02
1.4	Feedback System	20	72.00	3.60
	<b>Total</b>	<b>150</b>	<b>332.90</b>	<b>2.22</b>
<b>Criterion II – Teaching-Learning and Evaluation</b>				
2.1	Student Enrolment and Profile	20	80.00	4.00
2.2	Catering to Student Diversity	30	86.01	2.87
2.3	Teaching - Learning Process	50	116.96	2.34
2.4	Teacher Profile and Quality	50	146.87	2.94
2.5	Evaluation Process and Reforms	50	150.00	3.00
2.6	Student Performance and Learning Outcomes	50	94.12	1.88
2.7	Student Satisfaction Survey	50	33.75	0.68
	<b>Total</b>	<b>300</b>	<b>707.70</b>	<b>2.36</b>
<b>Criterion III – Research, Innovations and Extension</b>				
3.1	Promotion of Research and Facilities	20	12.27	0.61
3.2	Resource Mobilization for Research	10	7.93	0.79
3.3	Innovation Ecosystem	10	3.18	0.32
3.4	Research Publications and Awards	30	30.54	1.02
3.5	Consultancy	10	0.00	0.00
3.6	Extension Activities	50	17.34	0.35
3.7	Collaboration	20	5.45	0.27
	<b>Total</b>	<b>150</b>	<b>76.71</b>	<b>0.51</b>



Criterion IV – Infrastructure and Learning Resources				
4.1	Physical Facilities	30	64.70	2.16
4.2	Library as a Learning Resources	20	55.00	2.75
4.3	IT Infrastructure	30	64.00	2.13
4.4	Maintenance of Campus Infrastructure	20	46.00	2.30
	<b>Total</b>	<b>100</b>	<b>229.70</b>	<b>2.30</b>
Criterion V - Student Support and Progression				
5.1	Student Support	30	35.27	1.18
5.2	Student Progression	30	34.20	1.14
5.3	Student Participation and Activities	30	59.64	1.99
5.4	Alumni Engagement	10	10.00	1.00
	<b>Total</b>	<b>100</b>	<b>139.12</b>	<b>1.39</b>
Criterion VI – Governance, Leadership and Management				
6.1	Institutional Vision and Leadership	10	20.00	2.00
6.2	Strategy Development and Deployment	10	30.00	3.00
6.3	Faculty Empowerment Strategies	30	24.58	0.82
6.4	Financial Management and Resource Mobilization	20	30.00	1.50
6.5	Internal Quality Assurance System	30	80.00	2.67
	<b>Total</b>	<b>100</b>	<b>184.58</b>	<b>1.85</b>
Criterion VII – Institutional Values and Best Practices				
7.1	Institutional Values and Social Responsibilities	50	121.78	2.44
7.2	Best Practices	30	74.70	2.49
7.3	Institutional Distinctiveness	20	41.40	2.07
	<b>Total</b>	<b>100</b>	<b>237.88</b>	<b>2.38</b>
	<b>Grand Total</b>	<b>1000</b>	<b>1908.59</b>	<b>1.91</b>





### Qualitative & Quantitative Metrics

Metric	Parameter	QIM/ QnM	Weightage	Score	Wtd. Score
	<b>Criterion I – Curricular Aspects</b>				
<b>1.1</b>	<b>Curriculum Design and Development</b>				
1.1.1	Curricula developed/adopted having Learning Outcomes including Programme Outcomes (Pos), Programme specific outcomes (PSOs) and Course Outcomes (COs) for all the UG, PG and M.Phil programmes offered by the Department and mapped them with syllabus properly.	QIM	20	3.57	71.30
1.1.2	List of Programmes where syllabus revision was carried out during 2020 - 2021	QnM	20	2.59	51.82
1.1.3	Courses having focus on employability/ entrepreneurship/ skill development during 2020 - 2021	QnM	10	1.05	10.45
<b>1.1</b>	<b>Curriculum Design and Development</b>		<b>50</b>	<b>2.67</b>	<b>133.58</b>
<b>1.2</b>	<b>Academic Flexibility</b>				
1.2.1	New courses introduced of the total number of courses across all programs offered during 2020 - 2021.	QnM	20	1.05	20.91
1.2.2	Programs in which Choice Based Credit System (CBCS)/elective course system has been implemented (2020 - 2021)	QnM	20	3.27	65.45
<b>1.2</b>	<b>Academic Flexibility</b>		<b>40</b>	<b>2.16</b>	<b>86.36</b>
<b>1.3</b>	<b>Curriculum Enrichment</b>				
1.3.1	List of courses whose syllabus integrate Cross cutting Issues related to Gender/ Environment & Sustainability/Human Values & Professional Ethics.	QIM	10	3.55	35.45
1.3.2	List of Value-added courses imparting transferable and life skills offered during 2020 - 2021 with details of the students	QnM	10	0.00	0.00
1.3.3	(Average Percentage of students enrolled in the courses under 1.3.2 above) List of Value-added courses imparting transferable and life skills offered during 2020 - 2021 with details of the students	QnM	10	0.15	1.50

1.3.4	Details of students undertaking field projects / internships (2020 - 2021)	QnM	10	0.40	4.00
<b>1.3</b>	<b>Curriculum Enrichment</b>		40	1.02	40.95
<b>1.4</b>	<b>Feedback System</b>				
1.4.1	Structured feedback received from: 1) Students, 2) Teachers, 3) Employers, 4) Alumni 5) Parents, for design and review of syllabus - Semester wise /year wise (Weightage: 10 QnM) Options: A. Any 4 of the above B. Any 3 of the above C. Any 2 of the above D. Any 1 of the above E. None of the above	QnM	10	3.60	36.00
1.4.2	Feedback processes of the institution may be classified as follows: A) A. Feedback collected, analysed and action taken and report made available on website B) Feedback collected, analysed and action has been taken C) Feedback collected and analysed D) Feedback collected E) Feedback not obtained	QnM	10	3.60	36.00
<b>1.4</b>	<b>Feedback System</b>		20	3.60	72.00
<b>Criterion I – Curricular Aspects</b>			150	2.22	332.90
<b>Criterion II – Teaching-Learning and Evaluation</b>					
<b>2.1</b>	<b>Student Enrolment and Profile</b>				
2.1.1	Average Enrolment percentage during 2020 - 2021	QnM	10	4.00	<b>40.00</b>
2.1.2	Average percentage of seats filled against reserved categories (SC, ST, OBC, Divyangjan, etc. as per applicable reservation policy ) during the 2020 - 2021	QnM	10	4.00	<b>40.00</b>
<b>2.1</b>	<b>Student Enrolment and Profile</b>		20	4.00	<b>80.00</b>
<b>2.2</b>	<b>Catering to Student Diversity</b>				
2.2.1	The institution assesses the learning levels of the students, after admission and organises special programs for advanced learners and slow learners	QIM	15	2.59	38.86
2.2.2	Student - Full time teacher ratio(current year data)	QnM	15	3.14	47.14
<b>2.2</b>	<b>Catering to Student Diversity</b>		30	2.87	86.01
<b>2.3</b>	<b>Teaching - Learning Process</b>				
2.3.1	Student centric methods, such as experiential learning, participative learning and problem solving methodologies are used for enhancing learning experiences	QIM	15	2.14	32.05

2.3.2	Teachers use ICT enabled tools including online resources for effective teaching and learning process	QIM	15	2.04	30.63
2.3.3	Ratio of students to mentor for academic and stress related issues (current year data)	QnM	10	3.00	30.00
2.3.4	Preparation and adherence to Academic Calendar and Teaching plans by the institution	QIM	10	2.43	24.29
<b>2.3</b>	<b>Teaching - Learning Process</b>		<b>50</b>	<b>2.34</b>	<b>116.96</b>
<b>2.4</b>	<b>Teacher Profile and Quality</b>				
2.4.1	Full time teachers against sanctioned posts during 2020 - 2021	QnM	15	3.05	45.68
2.4.2	Full time teachers with Ph.D. (/ D.M. / M.Ch. / D.N.B Super speciality / D.Sc. / D.Litt. )during 2020 - 2021	QnM	20	3.10	61.90
2.4.3	Teaching experience of full time teachers in same institution number of years (current year data)	QnM	15	2.62	39.29
<b>2.4</b>	<b>Teacher Profile and Quality</b>		<b>50</b>	<b>2.94</b>	<b>146.87</b>
<b>2.5</b>	<b>Evaluation Process and Reforms</b>				
2.5.1	Number of days from the date of last semester-end/ year- end examination till the declaration of results during 2020 - 2021	QnM	20	3.00	60.00
2.5.2	Student complaints/grievances about evaluation against total number appeared in the examinations	QnM	15	2.00	30.00
2.5.3	IT integration and reforms in the examination procedures and processes including Continuous Internal Assessment (CIA) have brought in considerable improvement in Examination Management System (EMS) of the Institution	QIM	15	4.00	60.00
<b>2.5</b>	<b>Evaluation Process and Reforms</b>		<b>50</b>	<b>3.00</b>	<b>150.00</b>
<b>2.6</b>	<b>Student Performance and Learning Outcomes</b>				
2.6.1	i) Provide the web link displaying Programme Outcomes(PO)/Programme Specific Outcomes (PSO) / Course Outcomes (CO) for all programmes offered by the Department.	QIM	20	1.80	36.09
2.6.2	Evaluation of attainment of PO, PSO & CO	QIM	10	1.14	11.36
2.6.3	Passed out details of final year students	QnM	20	2.33	46.67
<b>2.6</b>	<b>Student Performance and Learning Outcomes</b>		<b>50</b>	<b>1.88</b>	<b>94.12</b>

<b>2.7</b>	<b>Student Satisfaction Survey</b>				
2.7.1	Online student satisfaction survey (SSS) regarding to teaching learning process.	QnM	50	0.68	<b>33.75</b>
<b>2.7</b>	<b>Student Satisfaction Survey</b>		50	0.68	33.75
<b>Criterion II – Teaching-Learning and Evaluation</b>			300	2.36	707.70
<b>Criterion III – Research, Innovations and Extension</b>					
<b>3.1</b>	<b>Promotion of Research and Facilities</b>				
3.1.1	The institution has a well defined policy for promotion of research and the same is uploaded on the institutional website	QIM	6	1.50	<b>9.00</b>
3.1.2	The institution provides seed money to its teachers for research	QnM	8	0.00	<b>0.00</b>
3.1.3	Number of teachers awarded national/ international fellowship for advanced studies/ research during 2020 - 2021	QnM	6	0.55	<b>3.27</b>
<b>3.1</b>	<b>Promotion of Research and Facilities</b>		20	0.61	12.27
<b>3.2</b>	<b>Resource Mobilization for Research</b>				
3.2.1	Grants for research projects sponsored by the government, non-government sources such as industry, corporate houses, international bodies, endowments, Chairs in the institution during 2020 - 2021	QnM	2	0.55	<b>1.09</b>
3.2.2	Number of teachers having research projects during the 2020 - 2021	QnM	2	0.20	<b>0.40</b>
3.2.3	Teachers recognised as research guides	QnM	3	2.10	<b>6.29</b>
3.2.4	Number of research projects per teacher funded by government and non-government agencies during 2020 - 2021	QnM	3	0.05	<b>0.15</b>
<b>3.2</b>	<b>Resource Mobilization for Research</b>		10	0.79	7.93
<b>3.3</b>	<b>Innovation Ecosystem</b>				
3.3.1	What are the innovation done by the Department / Club including Incubation Centre and other initiatives for creation and transfer of knowledge?	QIM	5	0.32	<b>1.59</b>
3.3.2	Number of workshops/seminars conducted on Research Methodology, Intellectual Property Rights (IPR) and entrepreneurship and skills development Industry-Academia Innovative practices during 2020 - 2021	QnM	5	0.32	<b>1.59</b>
<b>3.3</b>	<b>Innovation Ecosystem</b>		10	0.32	3.18

<b>3.4</b>	<b>Research Publications and Awards</b>				
3.4.1	The institution has a stated Code of Ethics to check malpractices and plagiarism in Research	QnM	5	0.73	3.64
3.4.2	Number of Ph.D.s registered per teacher during 2020 - 2021	QnM	5	2.00	10.00
3.4.3	Number of research papers per teacher in the Journals notified on UGC website during 2020 - 2021	QnM	5	2.57	12.86
3.4.4	Number of books and chapters in edited volumes / books published, and papers in national/international conference - proceedings per teacher during 2020 - 2021	QnM	5	0.81	4.05
3.4.5	Bibliometrics of the publications during 2020 - 2021 based on average citation index in Scopus/ Web of Science or Pub Med/ Indian Citation Index	QnM	5	0.00	0.00
3.4.6	Bibliometrics of the publications during 2020-21 based on Scopus/ Web of Science – h-index of the Department	QnM	5	0.00	0.00
<b>3.4</b>	<b>Research Publications and Awards</b>		<b>30</b>	<b>1.02</b>	<b>30.54</b>
<b>3.5</b>	<b>Consultancy</b>				
3.5.1	Revenue generated from consultancy corporate training during 2020 - 2021	QnM	5	0.00	0.00
3.5.2	Amount spent on developing facilities, training teachers and staff for undertaking consultancy during 2020 - 2021 (in Lakhs)	QnM	5	0.00	0.00
<b>3.5</b>	<b>Consultancy</b>		<b>10</b>	<b>0.00</b>	<b>0.00</b>
<b>3.6</b>	<b>Extension Activities</b>				
3.6.1	What are the Extension activities in the neighborhood community in terms of impact and sensitizing students to social issues and holistic development during 2020 - 2021?	QIM	10	1.18	11.76
3.6.2	Number of awards and recognition received for extension activities from Government /recognized bodies during 2020 - 2021	QnM	15	0.23	3.43
3.6.3	Number of extension and outreach Programmes conducted in collaboration with industry, community and Non- Government Organizations through NSS/NCC/Red cross/YRC etc., during 2020 - 2021	QnM	10	0.00	0.00



3.6.4	Students participating in extension activities with Government Organizations, Non-Government Organizations and Programmes such as Swachh Bharat, Aids Awareness, Gender Issue, etc. during 2020 - 2021	QnM	15	0.14	2.14
<b>3.6</b>	<b>Extension Activities</b>		<b>50</b>	<b>0.35</b>	<b>17.34</b>
<b>3.7</b>	<b>Collaboration</b>				
3.7.1	Number of Collaborative activities for research, faculty exchange, student exchange / internship/ on –the-job training/ project work	QnM	10	0.00	<b>0.00</b>
3.7.2	Number of functional MoUs with institutions of national, international importance, other universities, industries, corporate houses etc. during 2020 - 2021	QnM	10	0.55	<b>5.45</b>
<b>3.7</b>	<b>Collaboration</b>		<b>20</b>	<b>0.27</b>	<b>5.45</b>
<b>Criterion III – Research, Innovations and Extension</b>			<b>150</b>	<b>0.51</b>	<b>76.71</b>
<b>Criterion IV – Infrastructure and Learning Resources</b>					
<b>4.1</b>	<b>Physical Facilities</b>				
4.1.1	The institution has adequate facilities for teaching – learning, viz., classrooms, laboratories, computing equipment, etc.	QIM	6	3.57	21.43
4.1.2	The institution has adequate facilities for sports, games (indoor, outdoor) gymnasium, yoga centre etc., and cultural activities	QIM	4	0.82	3.27
4.1.3	Percentage of classrooms and seminar halls with ICT – enabled facilities such as smart class, LMS, etc.	QnM	10	0.00	0.00
4.1.4	Budget allocation, excluding salary for infrastructure augmentation (INR in Lakhs)	QnM	10	4.00	40.00
<b>4.1</b>	<b>Physical Facilities</b>		<b>30</b>	<b>2.16</b>	<b>64.70</b>
<b>4.2</b>	<b>Library as a Learning Resources</b>				
4.2.1	Provide the details of Integrated library Management System (ILMS)	QIM	5	4.00	20.00
4.2.2	Does the institution have the following: 1. e – journals 2. e-ShodhSindhu 3. Shodhganga membership 4. e-books 5. Databases 6. Remote access to e-resources	QnM	5	3.00	15.00
4.2.3	Annual expenditure for purchase of books / e-books and subscription to journals/e-journals during 2020 - 2021	QnM	5	4.00	20.00
4.2.4	Usage of library by teachers and students (2020-21)	QnM	5	0.00	0.00
<b>4.2</b>	<b>Library as a Learning Resources</b>		<b>20</b>	<b>2.75</b>	<b>55.00</b>



<b>4.3</b>	<b>IT Infrastructure</b>				
4.3.1	Institution has an IT policy covering wi-fi, cyber security, etc., and allocated budget for updating its IT facilities	QIM	8	2.00	16.00
4.3.2	Student - Computer ratio (current year data) Number of Computers in working condition	QnM	8	0.00	0.00
4.3.3	Available bandwidth of internet connection in the Institution	QnM	10	4.00	40.00
4.3.4	Facilities for e-content development such as Media centre, Recording facility, Lecture Capturing System (LCS), Mixing equipments and softwares for editing	QnM	4	2.00	8.00
<b>4.3</b>	<b>IT Infrastructure</b>		<b>30</b>	<b>2.13</b>	<b>64.00</b>
<b>4.4</b>	<b>Maintenance of Campus Infrastructure</b>				
4.4.1	Expenditure incurred on maintenance of physical facilities and academic support facilities excluding salary component during 2020 - 2021	QnM	10	4.00	40.00
4.4.2	Provide the Service/Maintenance Record	QIM	10	0.60	6.00
<b>4.4</b>	<b>Maintenance of Campus Infrastructure</b>		<b>20</b>	<b>2.30</b>	<b>46.00</b>
<b>Criterion IV – Infrastructure and Learning Resources</b>			<b>100</b>	<b>2.30</b>	<b>229.70</b>
<b>Criterion V - Student Support and Progression</b>					
<b>5.1</b>	<b>Student Support</b>				
5.1.1	Students benefited by scholarships and freeships provided by the Government during 2020 -21	QnM	6	4.00	24.00
5.1.2	Students benefited by scholarships, freeships, etc. provided by the institution besides government/non-government agencies schemes during 2020 - 2021	QnM	5	1.00	5.00
5.1.3	Number of capability enhancement and development schemes 1. Soft skills 2. Language and communication skills 3. Life skills (Yoga, physical fitness, health and hygiene) 4. Awareness of trends in technology (Opt one)	QnM	8	0.39	3.13
5.1.4	Students benefited by guidance for competitive examinations and career counseling offered by the institution during 2020 - 2021	QnM	6	0.52	3.14
5.1.5	The institution has a transparent mechanism for timely redressal of student grievances including sexual harassment and ragging cases	QnM	5	0.00	0.00
<b>5.1</b>	<b>Student Support</b>		<b>30</b>	<b>1.18</b>	<b>35.27</b>

<b>5.2</b>	<b>Student Progression</b>				
5.2.1	Placement of outgoing students during 2020 - 2021	QnM	10	0.86	8.57
5.2.2	Student progression to higher education (previous graduating batch i.e., 2020 - 2021)	QnM	10	1.95	19.55
5.2.3	Students qualifying in state/ national/ international level examinations during 2020 - 2021 (eg: NET/SLET/GATE/GMAT /CAT, GRE/TOFEL/Civil Services/State government examinations)	QnM	10	0.61	6.09
<b>5.2</b>	<b>Student Progression</b>		<b>30</b>	<b>1.14</b>	<b>34.20</b>
<b>5.3</b>	<b>Student Participation and Activities</b>				
5.3.1	Number of awards/medals for outstanding performance in sports/cultural activities at national/international level (award for a team event should be counted as one) during 2020 - 2021	QnM	10	3.00	<b>30.00</b>
5.3.2	Presence of an active Student Council & representation of students on academic & administrative bodies/committees	QIM	10	1.96	<b>19.64</b>
5.3.3	Sports and cultural activities / competitions organized at the institution level during 2020 – 2021	QnM	10	1.00	<b>10.00</b>
<b>5.3</b>	<b>Student Participation and Activities</b>		<b>30</b>	<b>1.99</b>	<b>59.64</b>
<b>5.4</b>	<b>Alumni Engagement</b>				
5.4.1	The Alumni Association/Chapters (registered and functional) contributes significantly to the development of the institution through financial and non financial means. other support services	QIM	5	2.00	10.00
5.4.2	Alumni financial contribution during 2020 - 2021	QnM	5	0.00	0.00
<b>5.4</b>	<b>Alumni Engagement</b>		<b>10</b>	<b>1.00</b>	<b>10.00</b>
<b>Criterion V - Student Support and Progression</b>			<b>100</b>	<b>1.39</b>	<b>139.12</b>
<b>Criterion VI – Governance, Leadership and Management</b>					
<b>6.1</b>	<b>Institutional Vision and Leadership</b>				
6.1.1	The governance of the institution is reflective of an effective leadership in tune with the vision and mission of the Institution.	QIM	5	2.00	10.00
6.1.2	The institution practices decentralization and participative management	QIM	5	2.00	10.00
<b>6.1</b>	<b>Institutional Vision and Leadership</b>		<b>10</b>	<b>2.00</b>	<b>20.00</b>

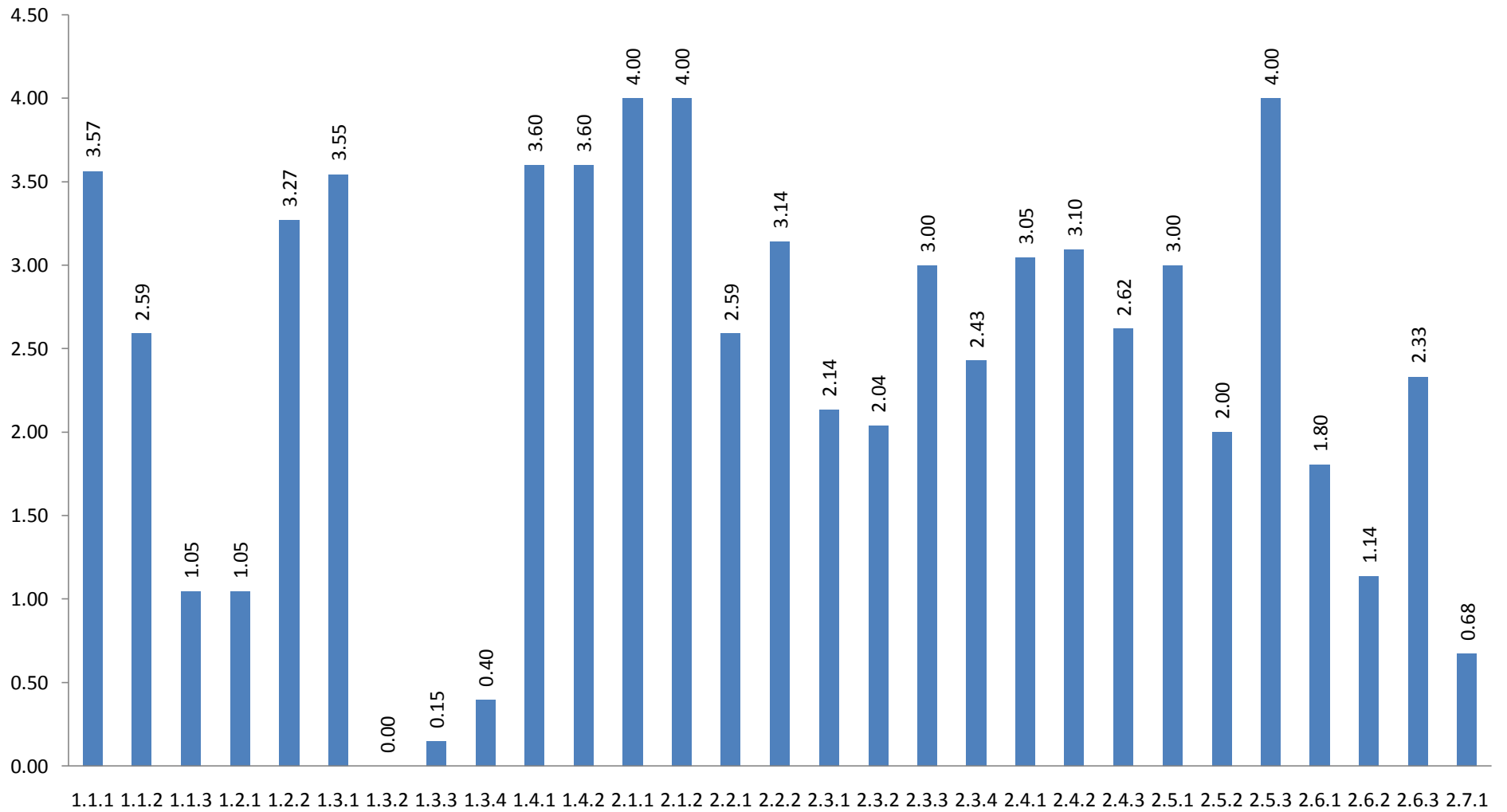
<b>6.2</b>	<b>Strategy Development and Deployment</b>				
6.2.1	Perspective/Strategic plan and deployment documents are available in the institution	QIM	2	2.00	<b>4.00</b>
6.2.2	Organizational structure of the Institution including governing body, administrative setup, and functions of various bodies, service rules, procedures, recruitment, promotional policies as well as grievance redressal mechanism	QIM	4	2.50	<b>10.00</b>
6.2.3	Implementation of e-governance in areas of operation : 1. Administration 2. Finance and Accounts 3. Student Admission and Support 4. Examination	QnM	4	4.00	<b>16.00</b>
<b>6.2</b>	<b>Strategy Development and Deployment</b>		<b>10</b>	<b>3.00</b>	<b>30.00</b>
<b>6.3</b>	<b>Faculty Empowerment Strategies</b>				
6.3.1	List of Welfare measures for teaching & Non-teaching Staff	QIM	4	2.00	8.00
6.3.2	Teachers provided with financial support to attend conferences / workshops and towards membership fee of professional bodies during 2020 - 2021	QnM	8	0.00	0.00
6.3.3	Number of professional development / administrative training Programmes organized by the Institution for teaching and non teaching staff during 2020 - 2021	QnM	8	0.23	1.82
6.3.4	Teachers attending professional development Programmes, viz., Orientation Programme, Refresher Course, Short Term Course, Faculty Development Programmes during 2020 - 2021	QnM	10	1.48	14.76
<b>6.3</b>	<b>Faculty Empowerment Strategies</b>		<b>30</b>	<b>0.82</b>	<b>24.58</b>
<b>6.4</b>	<b>Financial Management and Resource Mobilization</b>				
6.4.1	Internal Audit & External Audit Report and Balance Sheets	QIM	4	3.00	<b>12.00</b>
6.4.2	Funds / Grants received from Government, non-government bodies, individuals, philanthropers during 2020 - 2021	QnM	10	0.00	<b>0.00</b>
6.4.3	Institutional strategies for mobilisation of funds and the optimal utilisation of resources	QIM	6	3.00	<b>18.00</b>
<b>6.4</b>	<b>Financial Management and Resource Mobilization</b>		<b>20</b>	<b>1.50</b>	<b>30.00</b>

<b>6.5</b>	<b>Internal Quality Assurance System</b>				
6.5.1	Internal Quality Assurance Cell (IQAC) has contributed significantly for institutionalizing the quality assurance strategies and processes	QIM	10	3.00	<b>30.00</b>
6.5.2	The institution reviews its teaching learning process, structures & methodologies of operations and learning outcomes at periodic intervals through IQAC set up as per norms	QIM	10	2.00	<b>20.00</b>
6.5.3	Quality assurance initiatives of the institution include: 1. Regular meeting of Internal Quality Assurance Cell (IQAC); timely submission of Annual Quality Assurance Report (AQAR) to NAAC; Feedback collected, analysed and used for improvements 2. Collaborative quality initiatives with other institution(s) Academic Administrative Audit (AAA) and initiation of follow up action 3. Participation in NIRF 4. NBA or any other quality audit recognized by state, national or international agencies (ISO Certification)	QnM	10	3.00	<b>30.00</b>
<b>6.5</b>	<b>Internal Quality Assurance System</b>		<b>30</b>	<b>2.67</b>	<b>80.00</b>
<b>Criterion VI – Governance, Leadership and Management</b>			<b>100</b>	<b>1.85</b>	<b>184.58</b>
<b>Criterion VII – Institutional Values and Best Practices</b>					
<b>7.1</b>	<b>Institutional Values and Social Responsibilities</b>				
7.1.1	Number of gender equity promotion Programmes organized by the department/club/cell/ unit during 2020 - 2021	QIM	5	1.24	<b>6.18</b>
7.1.2	The Department / Cell / Body / Committee / Club/Unit has facilities for alternate sources of energy and energy conservation measures such as : 1. Solar energy 2. Biogas plant 3. Wheeling to the Grid 4. Sensor-based energy conservation 5. Use of LED bulbs/ power efficient equipment	QnM	5	4.00	<b>20.00</b>
7.1.3	Waste Management steps including: a) Solid waste management b) Liquid waste management c) Biomedical waste management d) E-waste management e) Waste recycling system f) Hazardous chemicals and radioactive waste management	QIM	4	0.43	<b>1.73</b>

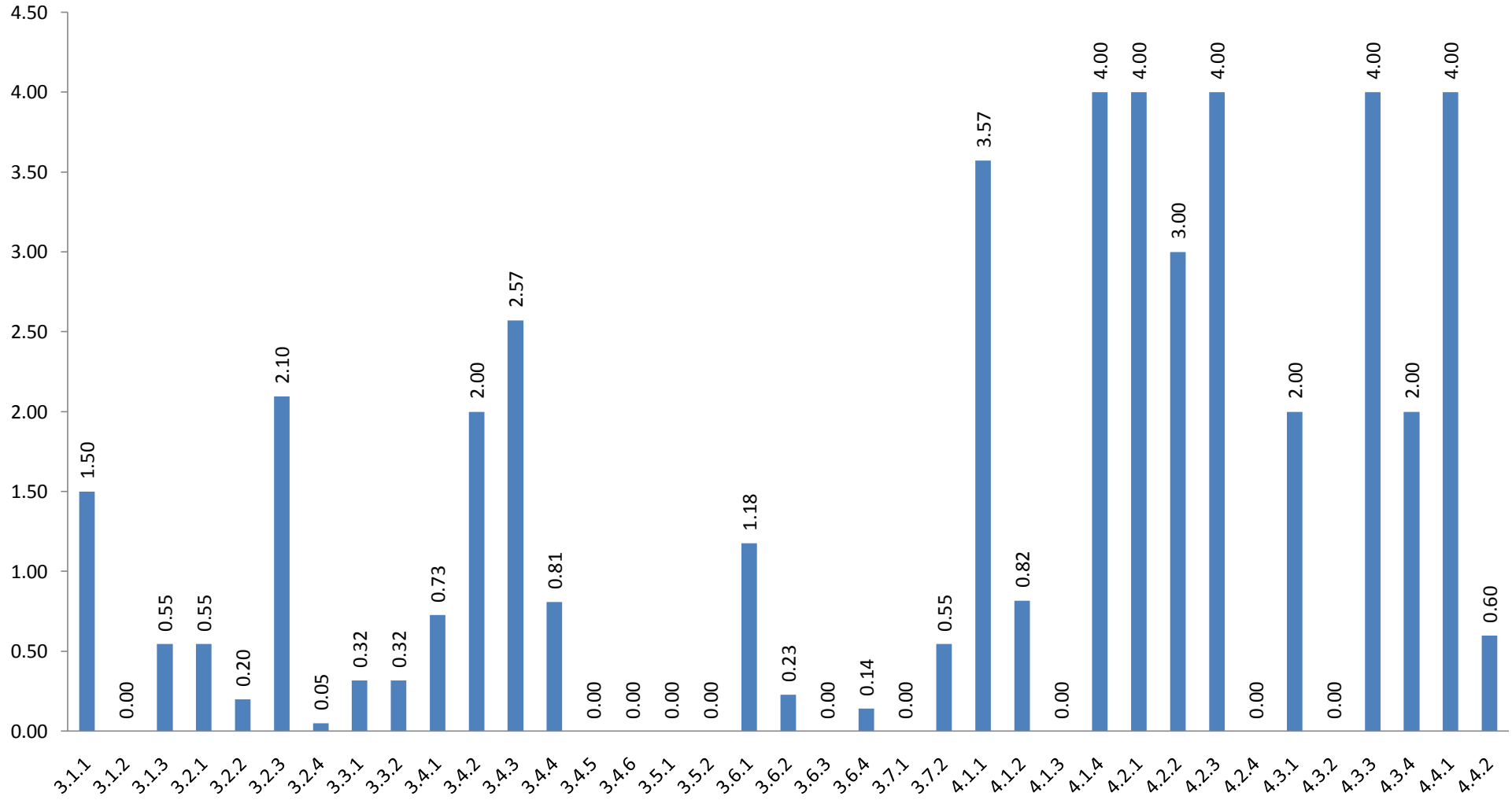
7.1.4	Rain water harvesting structures and utilization : 1. Rain water harvesting 2. Borewell /Open well recharge 3. Construction of tanks and bunds 4. Waste water recycling 5. Maintenance of water bodies and distribution system in the campus	QnM	4	2.82	<b>11.27</b>
7.1.5	Green Practices` : 1. Restricted entry of automobiles 2. Use of Bicycles/ Battery powered vehicles 3. Pedestrian Friendly pathways 4. Ban on use of Plastic 5. landscaping with trees and plants	QnM	4	4.00	<b>16.00</b>
7.1.6	Quality audits on environment and energy are regularly undertaken by the institution (Weightage 5 QnM) The institutional environment and energy initiatives are confirmed through the following 1.Green audit 2. Energy audit 3.Environment audit 4.Clean and green campus recognitions/awards 5. Beyond the campus environmental promotional activities	QnM	5	3.00	<b>15.00</b>
7.1.7	Differently abled (Divyangjan) friendliness : Resources available in the institution:1. Built environment with ramps/lifts for easy access to classrooms. 2. Disabled-friendly washrooms 3. Signage including tactile path, lights, display boards and signposts 4. Assistive technology and facilities for persons with disabilities ( Divyangjan) accessible website, screen-reading software, mechanized equipment 5. Provision for enquiry and information : Human assistance, reader, scribe, soft copies of reading material, screen reading	QnM	4	4.00	<b>16.00</b>
7.1.8	Institutional efforts/initiatives in providing an inclusive environment i.e., tolerance and harmony towards cultural, regional, linguistic, communal socioeconomic and other diversities	QIM	5	1.34	<b>6.69</b>
7.1.9	Sensitization of students and employees of the Institution to the constitutional obligations: values, rights, duties and responsibilities of citizens	QIM	4	1.50	<b>6.00</b>

7.1.10	Code of conduct for students, teachers, administrators and other staff and conducts periodic programmes in this regard. 1. The Code of Conduct is displayed on the website 2. There is a committee to monitor adherence to the Code of Conduct 3. Institution organizes professional ethics programmes for students, teachers, administrators and other staff 4. Annual awareness programmes on Code of Conduct are organized	QnM	5	3.17	<b>15.83</b>
7.1.11	Institution celebrates / organizes national and international commemorative days, events and festivals	QIM	5	1.42	<b>7.08</b>
<b>7.1</b>	<b>Institutional Values and Social Responsibilities</b>		<b>50</b>	<b>2.44</b>	<b>121.78</b>
<b>7.2</b>	<b>Best Practices</b>				
7.2.1	Describe any one best practice followed by the Department / Cell / Body / Committee / Club/Unit	QIM	30	2.49	74.70
<b>7.2</b>	<b>Best Practices</b>		<b>30</b>	<b>2.49</b>	<b>74.70</b>
<b>7.3</b>	<b>Institutional Distinctiveness</b>				
7.3.1	Describe/Explain the performance the Department in one area distinctive to its Vision, Priority & Thrust	QIM	20	2.07	41.40
<b>7.3</b>	<b>Institutional Distinctiveness</b>		<b>20</b>	<b>2.07</b>	<b>41.40</b>
<b>Criterion VII – Institutional Values and Best Practices</b>			<b>100</b>	<b>2.38</b>	<b>237.88</b>
	<b>Criteria-wise Assessment</b>		<b>Weightage (W)</b>	<b>Score</b>	<b>Wtd Grade Point (WGP)</b>
1	Curricular Aspects		150.00	2.22	332.90
2	Teaching, Learning & Evaluation		300.00	2.36	707.70
3	Research, Innovation & Extension		150.00	0.51	76.71
4	Infrastructure & Learning resources		100.00	2.30	229.70
5	Student Support & Progression		100.00	1.39	139.12
6	Governance, Leadership & Management		100.00	1.85	184.58
7	Institutional values & Best Practices		100.00	2.38	237.88
	<b>Overall:-</b>		<b>1000.00</b>	<b>1.91</b>	<b>1908.59</b>

**Performance of metrics in Curricular Aspects, Teaching-learning and Evaluation**

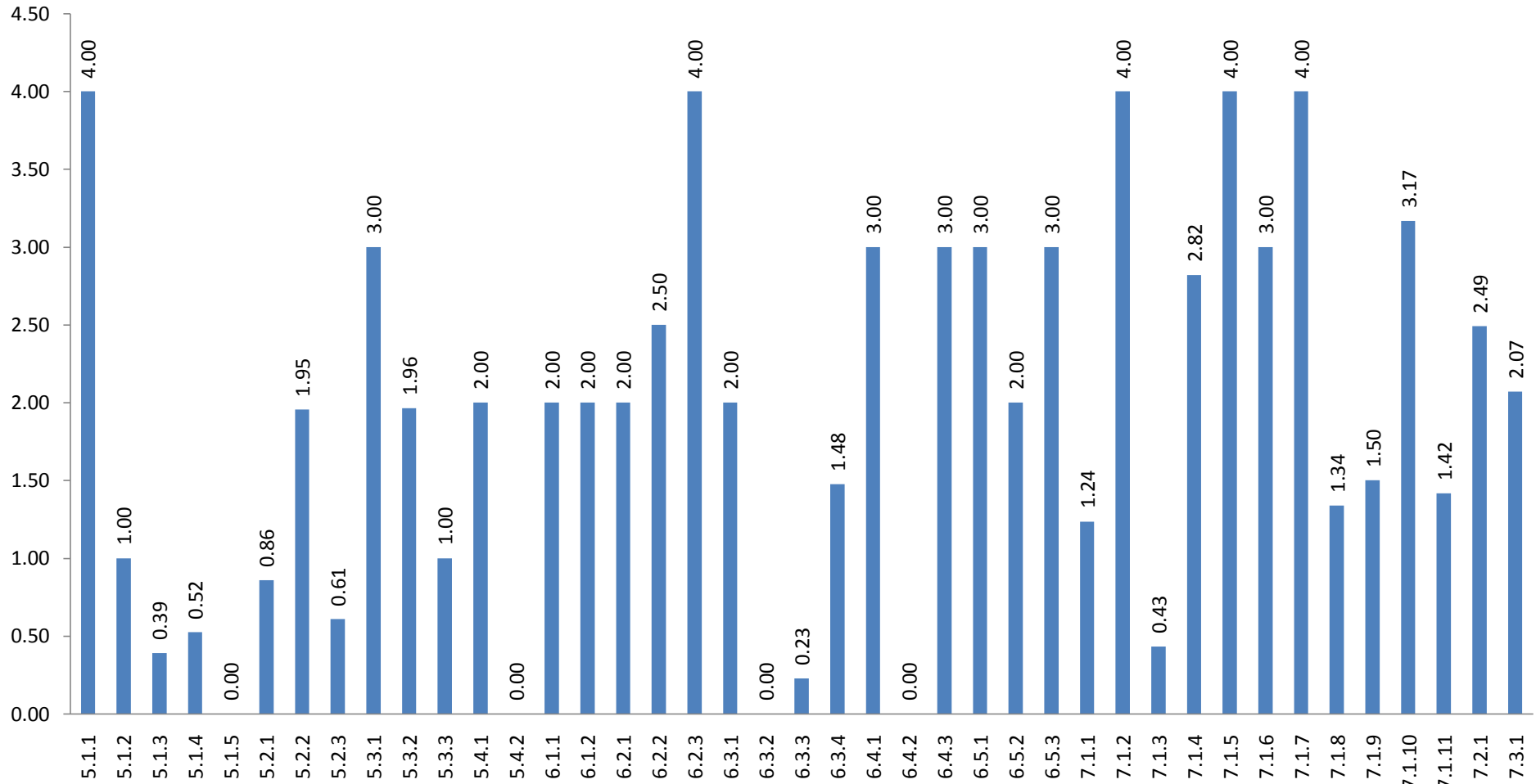


Performance of metrics in Research, Innovations and Extension, Infrastructure and Learning Resources





### Performance of metrics in Student Support and Progression, Governance, Leadership and Management, Institutional Values and Best Practices





# Scott Christian College (Autonomous)

Nagercoil – 629 003, Tamil Nadu, India

## INTERNAL QUALITY ASSURANCE CELL



### Academic and Administrative Audit - 2020-2021

### Grade

Departments	Curricular Aspects	Teaching, Learning & Evaluation	Research, Innovation & Extension	Infrastructure & Learning resources	Student Support & Progression	Governance, Leadership & Management	Institutional values & Best Practices	Overall	Grade
Mathematics	2.27	2.92	0.15	0.92	1.20	0.56	2.34	1.90	C
Botany	2.73	2.68	0.53	2.27	1.11	0.00	2.22	2.01	B
Chemistry	2.33	3.23	0.43	2.08	1.70	2.22	3.10	2.28	B
Physics	2.27	2.47	0.24	1.31	2.54	2.22	1.45	1.83	C
Zoology	2.40	2.77	0.49	1.88	0.37	0.56	1.52	1.82	C
Economics	2.00	2.48	0.50	2.46	1.30	1.11	2.22	1.83	C
History	2.13	1.95	0.24	0.92	0.93	1.11	1.87	1.50	D
English	2.67	3.01	0.43	0.92	1.85	1.67	1.84	2.09	B
Tamil	2.47	2.17	0.04	0.92	1.11	1.11	1.58	1.59	C
Malayalam	3.20	2.93	0.29	0.92	0.37	0.00	2.43	1.99	C
Hindi	3.20	3.06	0.16	2.46	0.74	0.00	2.30	2.08	B
Commerce	1.87	1.43	0.40	0.69	1.11	0.00	1.58	1.25	D
Computer Science	3.00	1.48	0.11	2.08	0.37	0.00	1.71	1.46	D
Physical Education	1.87	1.41	0.09	0.92	0.74	0.00	1.45	1.15	D
BBA	2.87	1.91	0.42	1.31	0.56	0.00	1.45	1.60	C
MBA	1.40	1.91	0.38	2.08	0.56	0.00	1.95	1.35	D
BCA	2.53	2.02	0.04	0.92	1.83	0.00	2.16	1.65	C
MCA	2.67	1.72	0.24	0.92	0.37	0.00	1.68	1.45	D
Microbiology	1.60	2.09	0.00	0.92	1.11	0.00	1.57	1.34	D
Visual Communication	2.87	1.37	0	1.38	0.44	0.00	1.52	1.30	D

Departments	Curricular Aspects	Teaching, Learning & Evaluation	Research, Innovation & Extension	Infrastructure & Learning resources	Student Support & Progression	Governance, Leadership & Management	Institutional values & Best Practices	Overall	Grade
COE	-	3.25	-	-	-	0	2	2.61	B+
Library	-	-	-	2.75	-	-	2	2.21	B
IQAC	-	4	-	-	-	2.95	-	3.17	A
Dean-Arts	2.00	2.50	-	-	-	2.22	2.67	2.29	B
Dean-Research	-	-	1.64	-	-	1.54	2.75	1.98	C
Dean-Science	2.38	2.50	-	-	-	2.22	2.67	2.46	B
Dean-Student Welfare	-	3	-	-	2	-	2.92	2.61	B+
Dean-Placement	-	-	-	-	1.73	-	2.6	2.19	B
Dean-Foreign Affairs	-	-	2.18	-	3	-	2.6	2.58	B+
Bursar	-	-	0	4	2.64	1.19	2.74	2.42	B
NCC-Army	-	-	0.6	-	-	-	2.69	1.77	C
NCC-Nary	-	-	1.1	-	-	-	0.89	0.98	C
NSS-90	-	-	0.9	-	-	-	2.64	1.91	C
NSS-91	-	-	0.6	-	-	-	2.64	1.78	C
NSS-92	-	-	1.5	-	-	-	2.64	2.16	B
NSS-93	-	-	1.2	-	-	-	2.64	2.03	B
NSS-123	-	-	0.6	-	-	-	2.64	1.78	C
NSS-124	-	-	0.6	-	-	-	2.64	1.78	C
NSS-127	-	-	0.6	-	-	-	2.64	1.78	C
Sports	-	-	-	4	2	-	2.6	2.51	B+
Youth Welfare	-	-	-	-	1.5	-	2.6	2.29	B
Science Club	-	-	0.8	-	2	-	2.83	2.23	B
Youth Red Cross	-	-	1.2	-	2	-	2	1.8	C
Scott Adventure Club	-	-	0.8	-	2	-	2	1.7	C
Rotaract Club	-	-	0.8	-	2	-	2	1.7	C
Eco-Club	-	-	1.2	-	3	-	0.47	0.91	D
ICTC	-	3	-	2.08	2	4	2	2.21	B
Scott Research Forum	-	-	-	-	2	-	2.53	2.46	B
Innovation Council	-	-	3.5	-	-	-	2.6	2.75	B+
HRDC	-	-	-	-	2.83	-	2.6	2.68	B+
Admission	-	4	-	-	-	-	2	2.57	B+
Governance - Office	-	3.77	-	-	-	2.25	3.2	3.39	A+
Website	3	2.9	2.91	-	-	2	2.18	2.6	B+
Alumni	-	-	-	-	1	-	-	1	D

X → Not Participated

\* → Partly Participated

Dean IQAC

Principal

## Academic and Administrative Audit - 2020-2021

### Strengths and Weaknesses - College

#### Strengths :

- Teacher Profile and Quality
- Feedback System
- Financial Management and Resource Mobilization
- Evaluation Process and Reforms

#### Weaknesses :

- Catering to Student Diversity
- Physical Facilities
- Institutional Vision and Leadership
- Strategy Development and Deployment
- Student Participation and Activities
- Maintenance of Campus Infrastructure
- Student Performance and Learning Outcomes
- Teaching - Learning Process
- Library as a Learning Resources
- Student Satisfaction Survey
- Curriculum Design and Development
- IT Infrastructure
- Academic Flexibility
- Internal Quality Assurance System
- Student Enrolment and Profile
- Student Support
- Resource Mobilization for Research
- Research Publications and Awards
- Best Practices
- Faculty Empowerment Strategies
- Student Progression
- Curriculum Enrichment
- Institutional Distinctiveness
- Institutional Values and Social Responsibilities
- Innovation Ecosystem
- Extension Activities
- Promotion of Research and Facilities
- Collaboration
- Consultancy
- Alumni Engagement

## **Scott Christian College (Autonomous), Nagercoil**

### **Academic and Administrative Audit (AAA) for the year 2020-21**

**12<sup>th</sup> April 2022**

The External Peer-Team was invited by the Internal Quality Assurance Cell (IQAC) of Scott Christian College to conduct an Academic and Administrative Audit (AAA) for the academic year 2020-2021. We physically verified all 19 Departments, 15 Administrative Units, 10 Clubs/Cells, and 9 Extension Units and compiled this report based on its findings.

#### **Strengths:**

- **Outcome-Based Education (OBE):** The college has successfully implemented OBE and indigenously developed software to evaluate the attainment of learning outcomes. This reflects a strong commitment to quality education and student success.
- **Innovative Teaching and Learning Methods:** Teachers are actively using innovative methods, including student-centered learning and technology integration. This fosters a more engaging and effective learning environment.
- **MoUs with Eminent Institutions:** The college has established partnerships with leading academic and industry institutions for internships and research, providing valuable opportunities for students and faculty.
- **Adequate Government Scholarships:** The college ensures access to scholarship schemes for students from diverse backgrounds.
- **Supportive College Environment:** We highly appreciate the cooperation and support provided by the Management, Dean IQAC Dr. C. James, the IQAC Committee, Heads of Administrative Units, and HoDs throughout the audit process.

#### **Areas for Improvement:**

- **Course Introduction and Value Addition:** The pace of introducing new and value-added courses needs to be accelerated to offer students more diverse and relevant learning options.
- **ICT Enabled Learning:** While commendable progress has been made in incorporating technology into teaching, further infrastructure development and faculty training are needed to enhance ICT penetration in classrooms.
- **Student Performance:** The pass percentage in some departments/programs requires improvement. Implementing targeted support systems and academic interventions could address this issue.

- **Research Publications:** The volume and quality of research publications need significant enhancement. Sensitizing research guides and scholars about publishing in high-impact journals like SCI/SSCI is crucial.
- **Consultancy Services:** The current absence of consultancy services represents a missed opportunity for knowledge sharing and revenue generation. Developing a policy and providing necessary support can encourage faculty engagement in consultancy activities.
- **Extension Activities:** Increased student participation in departmental and NSS-led extension activities is essential for fostering social awareness and community engagement. Implementing more diverse and impactful programs can drive this participation.
- **Collaboration Opportunities:** While MoUs for internships and research are commendable, expanding collaborations for faculty and student exchange programs would further enrich the academic experience and facilitate knowledge exchange.
- **Institutional Scholarships:** Diversifying and increasing institutional scholarships, alongside government schemes, can provide greater financial support and attract talented students from underprivileged backgrounds.
- **Placement and Progression:** The placement and progression rates require improvement. Maintaining accurate records and implementing career guidance programs, internship opportunities, and industry connect initiatives can enhance graduate employability.
- **Faculty Development for Self-Financed Teachers:** Extending opportunities for Refresher Courses/Orientation Courses (RC/OC) to self-financed teachers, alongside aided faculty, can ensure equitable professional development and research capacity building for all educators.

#### **Recommendations:**

- Establish a formal mechanism for regularly reviewing and updating curriculum to ensure its relevance and alignment with industry demands and student needs.
- Provide faculty with additional training and resources to develop and implement technology-enhanced teaching methods effectively.
- Implement targeted academic support programs for struggling students, including study skills workshops, mentoring programs, and individual tutoring.
- Organize workshops and seminars to sensitize faculty and students on the importance of high-quality research and publication in indexed journals.

- Develop a policy and infrastructure to actively promote and support faculty engagement in consultancy services.
- Encourage departments and NSS to collaborate on developing and implementing diverse and impactful extension activities that address important social and community issues.
- Actively pursue and establish MoUs with partner institutions for faculty and student exchange programs, facilitating knowledge exchange and global exposure.
- Explore possibilities for increasing institutional scholarships through alumni contributions, endowment funds, and corporate partnerships.
- Strengthen career guidance services, industry connect initiatives, and internship opportunities to enhance student employability and career progression.
- Extend opportunities for Research Councils/Orientation Courses (RC/OC) to self-financed teachers, ensuring equitable professional development for all faculty members.

### Conclusion:

Scott Christian College demonstrates a strong commitment to quality education and continuous improvement. While there are areas for improvement, the college has a solid foundation and the potential to excel in all aspects of its academic and administrative operations.

We express our sincere gratitude to the Management, Dean IQAC Dr. C. James, the IQAC Committee, Heads of Administrative Units, and HoDs for their cooperation and support throughout the AAA process. Their dedication and commitment to continuous improvement are commendable.

We believe that by addressing these areas for improvement, Scott Christian College can continue to elevate its academic and administrative excellence.



Prof. Dr. V. Balamurugan  
Former Director IQAC,  
Professor, Department of Computer Science  
& Engineering  
Manonmaniam Sundaranar University  
Abishekapatti, Tirunelveli – 627 012



Prof. Dr. B. William Dharma Raja  
Director IQAC  
Professor & Head, Department of Education  
Manonmaniam Sundaranar University  
Abishekapatti, Tirunelveli - 627012



**Scott Christian College (Autonomous)**  
Nagercoil – 629 003, Tamil Nadu, India



**INTERNAL QUALITY ASSURANCE CELL**

# **ACADEMIC & ADMINISTRATIVE AUDIT 2020 – 2021**

## **DEPARTMENT OF MATHEMATICS**

**GRADE**

**C**

**Score : 1.90/4**



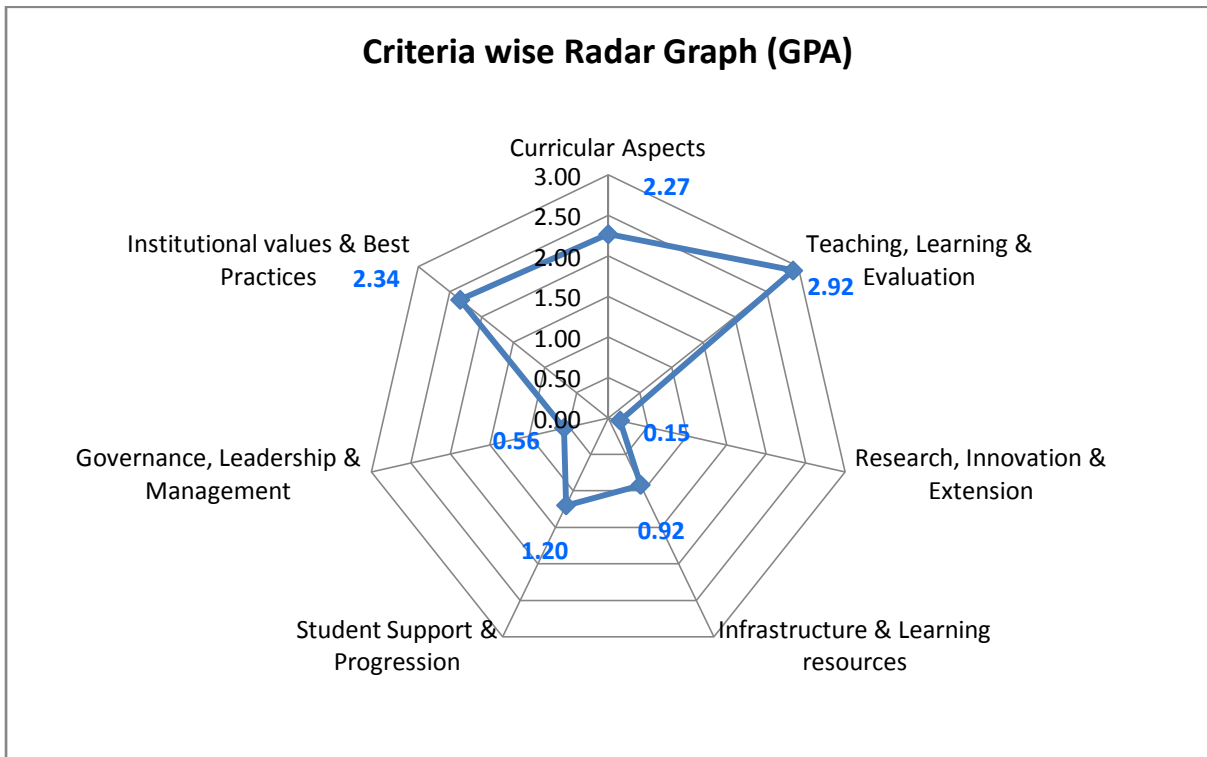
Department : Mathematics

Academic and Administrative Audit - 2020-2021

No	Criteria	Weightage (W1)	Criterion-wise Weighted Grade Point (CrWGP1)	Grade Point Averages (CrWGP <sub>i</sub> /W <sub>i</sub> )
1	Curricular Aspects	150.00	340.00	2.27
2	Teaching, Learning & Evaluation	230.00	672.50	2.92
3	Research, Innovation & Extension	136.00	20.00	0.15
4	Infrastructure & Learning resources	26.00	24.00	0.92
5	Student Support & Progression	54.00	65.00	1.20
6	Governance, Leadership & Management	18.00	10.00	0.56
7	Institutional values & Best Practices	77.00	180.00	2.34
	<b>Total</b>	<b>691.00</b>	<b>1311.50</b>	<b>1.90</b>
	<b>CGPA : 1.90</b>			

Department : Mathematics

Academic and Administrative Audit - 2020-2021



Dean IQAC

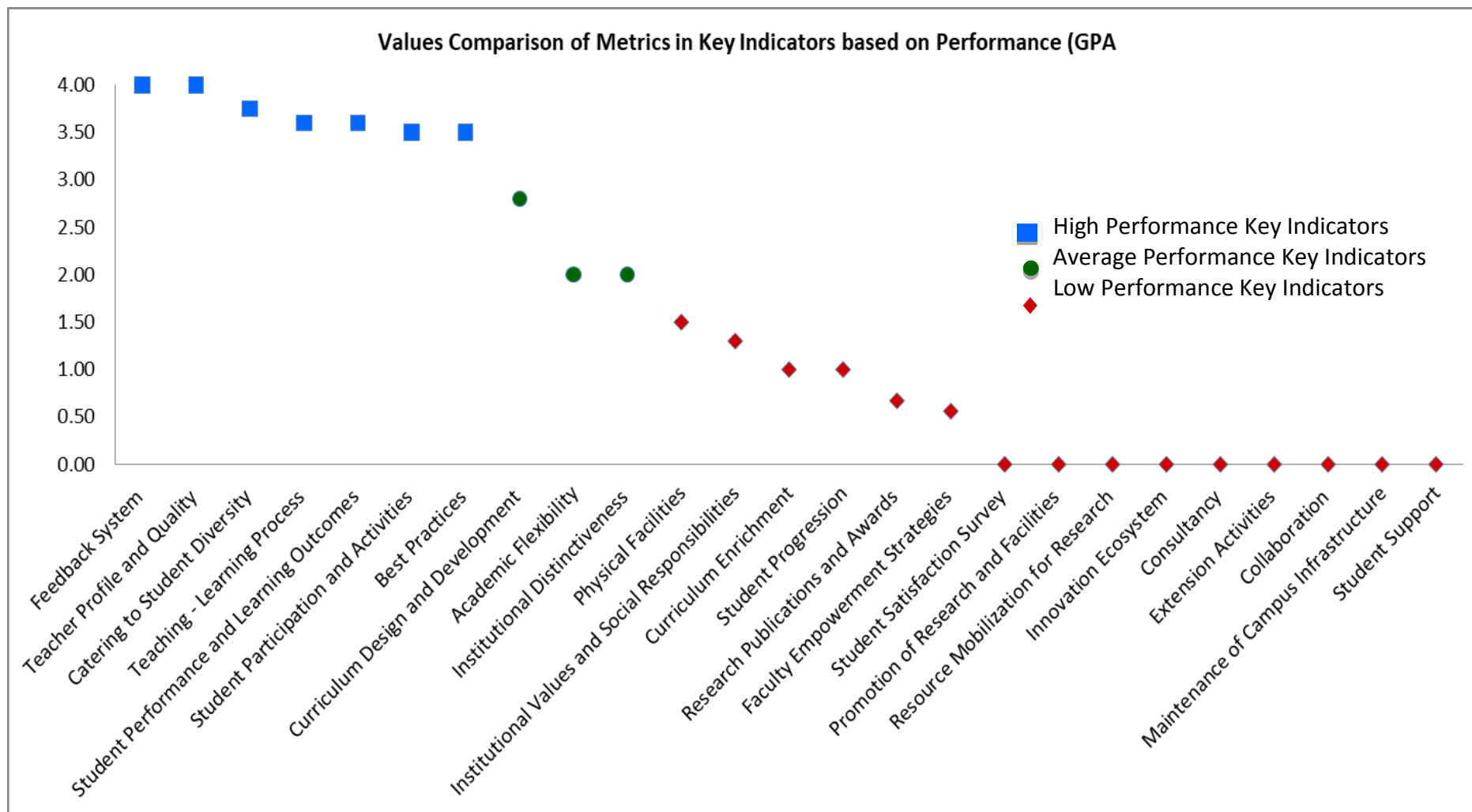
Principal

**Department : Mathematics**

No	Criteria and Key Indicators	Key Indicator Weightage ( $W_i$ )	Key Indicator Wise Weighted Grade Points (KIWGP) <sub>i</sub>	Grade Point Averages (CrWGPI/ $W_i$ )
<b>Criterion I – Curricular Aspects</b>				
1.1	Curriculum Design and Development	50	140.00	2.80
1.2	Academic Flexibility	40	80.00	2.00
1.3	Curriculum Enrichment	40	40.00	1.00
1.4	Feedback System	20	80.00	4.00
	<b>Total</b>	<b>150</b>	<b>340.00</b>	<b>2.27</b>
<b>Criterion II – Teaching-Learning and Evaluation</b>				
2.2	Catering to Student Diversity	30	112.50	3.75
2.3	Teaching - Learning Process	50	180.00	3.60
2.4	Teacher Profile and Quality	50	200.00	4.00
2.6	Student Performance and Learning Outcomes	50	180.00	3.60
2.7	Student Satisfaction Survey	50	0.00	0.00
	<b>Total</b>	<b>230</b>	<b>672.50</b>	<b>2.92</b>
<b>Criterion III – Research, Innovations and Extension</b>				
3.1	Promotion of Research and Facilities	6	0.00	0.00
3.2	Resource Mobilization for Research	10	0.00	0.00
3.3	Innovation Ecosystem	10	0.00	0.00
3.4	Research Publications and Awards	30	20.00	0.67
3.5	Consultancy	10	0.00	0.00
3.6	Extension Activities	50	0.00	0.00
3.7	Collaboration	20	0.00	0.00
	<b>Total</b>	<b>136</b>	<b>20.00</b>	<b>0.15</b>
<b>Criterion IV – Infrastructure and Learning Resources</b>				
4.1	Physical Facilities	16	24.00	1.50
4.4	Maintenance of Campus Infrastructure	10	0.00	0.00
	<b>Total</b>	<b>26</b>	<b>24.00</b>	<b>0.92</b>

<b>Criterion V - Student Support and Progression</b>				
5.1	Student Support	14	0.00	0.00
5.2	Student Progression	30	30.00	1.00
5.3	Student Participation and Activities	10	35.00	3.50
	<b>Total</b>	<b>54</b>	<b>65.00</b>	<b>1.20</b>
<b>Criterion VI – Governance, Leadership and Management</b>				
6.3	Faculty Empowerment Strategies	18	10.00	0.56
	<b>Total</b>	<b>18</b>	<b>10.00</b>	<b>0.56</b>
<b>Criterion VII – Institutional Values and Best Practices</b>				
7.1	Institutional Values and Social Responsibilities	27	35.00	1.30
7.2	Best Practices	30	105.00	3.50
7.3	Institutional Distinctiveness	20	40.00	2.00
	<b>Total</b>	<b>77</b>	<b>180.00</b>	<b>2.34</b>
	<b>Grand Total</b>	<b>691</b>	<b>1311.50</b>	<b>1.9</b>







## Scott Christian College (Autonomous), Nagercoil



AAA 2020 - 2021 - Assessment Sheet

Department of Mathematics

### Qualitative & Quantitative Metrics

Metric	Parameter	QIM/ QnM	Weightage	Score	Wtd. Score
<b>Criterion I – Curricular Aspects</b>					
<b>1.1</b>	<b>Curriculum Design and Development</b>				
1.1.1	Curricula developed/adopted having Learning Outcomes including Programme Outcomes (Pos), Programme specific outcomes (PSOs) and Course Outcomes (COs) for all the UG, PG and M.Phil programmes offered by the Department and mapped them with syllabus properly.	QIM	20	4	80
1.1.2	List of Programmes where syllabus revision was carried out during 2020 - 2021	QnM	20	3	60
1.1.3	Courses having focus on employability/ entrepreneurship/ skill development during 2020 - 2021	QnM	10	0	0
<b>1.1</b>	<b>Curriculum Design and Development</b>		<b>50</b>	<b>2.8</b>	<b>140</b>
<b>1.2</b>	<b>Academic Flexibility</b>				
1.2.1	New courses introduced of the total number of courses across all programs offered during 2020 - 2021.	QnM	20	0	0
1.2.2	Programs in which Choice Based Credit System (CBCS)/elective course system has been implemented (2020 - 2021)	QnM	20	4	80
<b>1.2</b>	<b>Academic Flexibility</b>		<b>40</b>	<b>2</b>	<b>80</b>
<b>1.3</b>	<b>Curriculum Enrichment</b>				
1.3.1	List of courses whose syllabus integrate Cross cutting Issues related to Gender/ Environment & Sustainability/Human Values & Professional Ethics.	QIM	10	4	40
1.3.2	List of Value-added courses imparting transferable and life skills offered during 2020 - 2021 with details of the students	QnM	10	0	0
1.3.3	(Average Percentage of students enrolled in the courses under 1.3.2 above) List of Value-added courses imparting transferable and life skills offered during 2020 - 2021 with details of the students	QnM	10	0	0

1.3.4	Details of students undertaking field projects / internships (2020 - 2021)	QnM	10	0	0
<b>1.3</b>	<b>Curriculum Enrichment</b>		40	1	40
<b>1.4</b>	<b>Feedback System</b>				
1.4.1	Structured feedback received from: 1) Students, 2) Teachers, 3) Employers, 4) Alumni 5) Parents, for design and review of syllabus - Semester wise /year wise (Weightage: 10 QnM) Options: A. Any 4 of the above B. Any 3 of the above C. Any 2 of the above D. Any 1 of the above E. None of the above	QnM	10	4	40
1.4.2	Feedback processes of the institution may be classified as follows: A) A. Feedback collected, analysed and action taken and report made available on website B) Feedback collected, analysed and action has been taken C) Feedback collected and analysed D) Feedback collected E) Feedback not obtained	QnM	10	4	40
<b>1.4</b>	<b>Feedback System</b>		20	4	80
<b>Criterion I – Curricular Aspects</b>			150	2.27	340
<b>Criterion II – Teaching-Learning and Evaluation</b>					
<b>2.2</b>	<b>Catering to Student Diversity</b>				
2.2.1	The institution assesses the learning levels of the students, after admission and organises special programs for advanced learners and slow learners	QIM	15	<b>3.5</b>	52.5
2.2.2	Student - Full time teacher ratio(current year data)	QnM	15	4	60
<b>2.2</b>	<b>Catering to Student Diversity</b>		30	3.75	112.5
<b>2.3</b>	<b>Teaching - Learning Process</b>				
2.3.1	Student centric methods, such as experiential learning, participative learning and problem solving methodologies are used for enhancing learning experiences	QIM	15	3.5	52.5
2.3.2	Teachers use ICT enabled tools including online resources foreffective teaching and learning process	QIM	15	3.5	52.5
2.3.3	Ratio of students to mentor for academic and stress related issues (current year data)	QnM	10	4	40
2.3.4	Preparation and adherence to Academic Calendar and Teaching plans by the institution	QIM	10	3.5	35
<b>2.3</b>	<b>Teaching - Learning Process</b>		50	3.6	180

<b>2.4</b>	<b>Teacher Profile and Quality</b>				
2.4.1	Full time teachers against sanctioned posts during 2020 - 2021	QnM	15	4	60
2.4.2	Full time teachers with Ph.D. (/ D.M. / M.Ch. / D.N.B Super speciality / D.Sc. / D.Litt. )during 2020 - 2021	QnM	20	4	80
2.4.3	Teaching experience of full time teachers in same institution number of years (current year data)	QnM	15	4	60
<b>2.4</b>	<b>Teacher Profile and Quality</b>		<b>50</b>	<b>4</b>	<b>200</b>
<b>2.6</b>	<b>Student Performance and Learning Outcomes</b>				
2.6.1	i) Provide the web link displaying Programme Outcomes(PO)/Programme Specific Outcomes (PSO) / Course Outcomes (CO) for all programmes offered by the Department.	QIM	20	3	60
2.6.2	Evaluation of attainment of PO, PSO & CO	QIM	10	4	40
2.6.3	Passed out details of final year students	QnM	20	4	80
<b>2.6</b>	<b>Student Performance and Learning Outcomes</b>		<b>50</b>	<b>3.6</b>	<b>180</b>
<b>2.7</b>	<b>Student Satisfaction Survey</b>				
2.7.1	Online student satisfaction survey (SSS) regarding to teaching learning process.	QnM	50	<b>0</b>	<b>0</b>
<b>2.7</b>	<b>Student Satisfaction Survey</b>		<b>50</b>	<b>0</b>	<b>0</b>
<b>Criterion II – Teaching-Learning and Evaluation</b>			<b>230</b>	<b>2.92</b>	<b>672.5</b>
<b>Criterion III – Research, Innovations and Extension</b>					
<b>3.1</b>	<b>Promotion of Research and Facilities</b>				
3.1.3	Number of teachers awarded national/international fellowship for advanced studies/ research during 2020 - 2021	QnM	6	0	<b>0</b>
<b>3.1</b>	<b>Promotion of Research and Facilities</b>		<b>6</b>	<b>0</b>	<b>0</b>
<b>3.2</b>	<b>Resource Mobilization for Research</b>				
3.2.1	Grants for research projects sponsored by the government, non-government sources such as industry, corporate houses, international bodies, endowments, Chairs in the institution during 2020 - 2021	QnM	2	0	<b>0</b>
3.2.2	Number of teachers having research projects during the 2020 - 2021	QnM	2	0	<b>0</b>
3.2.3	Teachers recognised as research guides	QnM	3	0	<b>0</b>



3.2.4	Number of research projects per teacher funded by government and non-government agencies during 2020 - 2021	QnM	3	0	0
<b>3.2</b>	<b>Resource Mobilization for Research</b>		10	0	0
<b>3.3</b>	<b>Innovation Ecosystem</b>				
3.3.1	What are the innovation done by the Department / Club including Incubation Centre and other initiatives for creation and transfer of knowledge?	QIM	5	0	0
3.3.2	Number of workshops/seminars conducted on Research Methodology, Intellectual Property Rights (IPR) and entrepreneurship and skills development Industry-Academia Innovative practices during 2020 - 2021	QnM	5	0	0
<b>3.3</b>	<b>Innovation Ecosystem</b>		10	0	0
<b>3.4</b>	<b>Research Publications and Awards</b>				
3.4.1	The institution has a stated Code of Ethics to check malpractices and plagiarism in Research	QnM	5	0	0
3.4.2	Number of Ph.D.s registered per teacher during 2020 - 2021	QnM	5	0	0
3.4.3	Number of research papers per teacher in the Journals notified on UGC website during 2020 - 2021	QnM	5	4	20
3.4.4	Number of books and chapters in edited volumes / books published, and papers in national/international conference - proceedings per teacher during 2020 - 2021	QnM	5	0	0
3.4.5	Bibliometrics of the publications during 2020 - 2021 based on average citation index in Scopus/ Web of Science or Pub Med/ Indian Citation Index	QnM	5		0
3.4.6	Bibliometrics of the publications during 2020-2021 based on Scopus/ Web of Science – h-index of the Department	QnM	5		0
<b>3.4</b>	<b>Research Publications and Awards</b>		30	0.67	20
<b>3.5</b>	<b>Consultancy</b>				
3.5.1	Revenue generated from consultancy corporate training during 2020 - 2021	QnM	5	0	0
3.5.2	Amount spent on developing facilities, training teachers and staff for undertaking consultancy during 2020 - 2021 (in Lakhs)	QnM	5	0	0
<b>3.5</b>	<b>Consultancy</b>		10	0	0

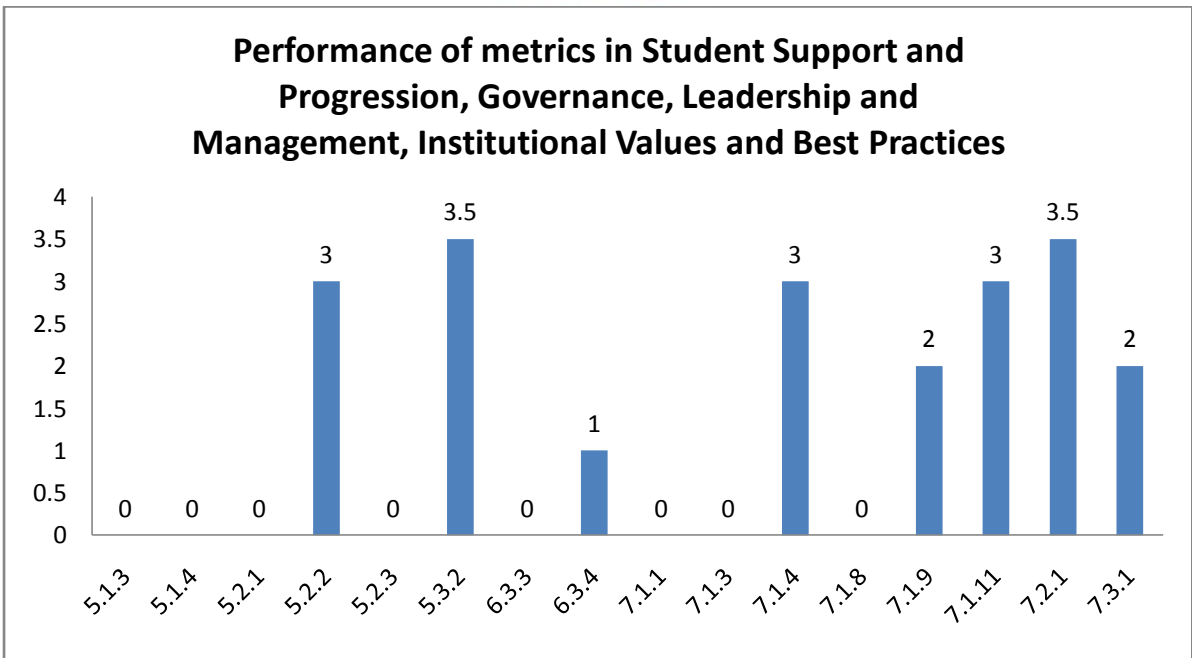
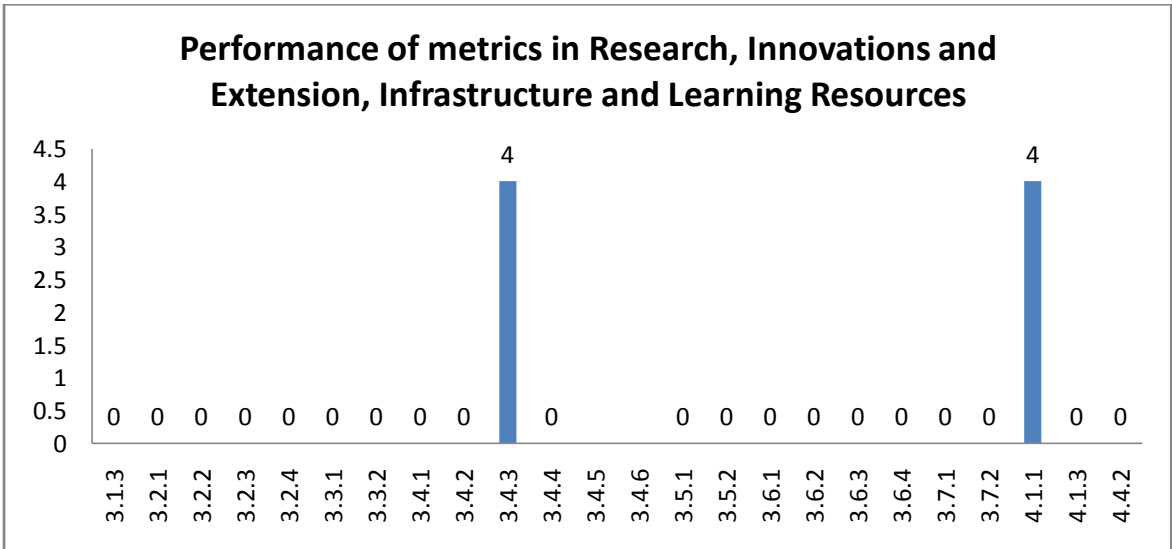
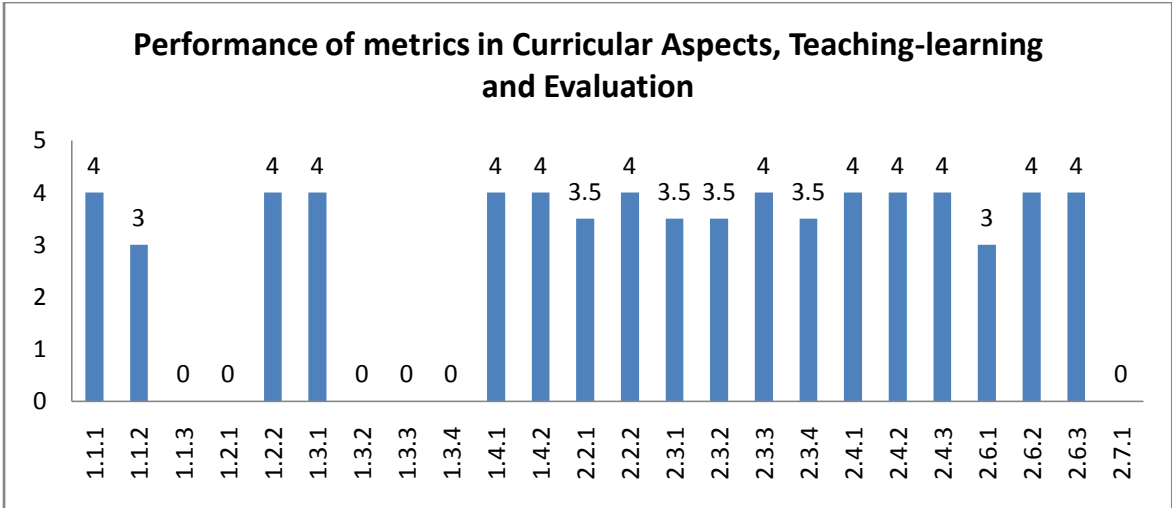
<b>3.6</b>	<b>Extension Activities</b>				
3.6.1	What are the Extension activities in the neighborhood community in terms of impact and sensitizing students to social issues and holistic development during 2020 - 2021?	QIM	10	0	0
3.6.2	Number of awards and recognition received for extension activities from Government /recognized bodies during 2020 - 2021	QnM	15	0	0
3.6.3	Number of extension and outreach Programmes conducted in collaboration with industry, community and Non- Government Organizations through NSS/NCC/Red cross/YRC etc., during 2020 - 2021	QnM	10	0	0
3.6.4	Students participating in extension activities with Government Organizations, Non-Government Organizations and Programmes such as Swachh Bharat, Aids Awareness, Gender Issue, etc. during 2020 - 2021	QnM	15	0	0
<b>3.6</b>	<b>Extension Activities</b>		50	0	0
<b>3.7</b>	<b>Collaboration</b>				
3.7.1	Number of Collaborative activities for research, faculty exchange, student exchange / internship/ on –the-job training/ project work	QnM	10	0	0
3.7.2	Number of functional MoUs with institutions of national, international importance, other universities, industries, corporate houses etc. during 2020 - 2021	QnM	10	0	0
<b>3.7</b>	<b>Collaboration</b>		20	0	0
<b>Criterion III – Research, Innovations and Extension</b>			136	0.15	20
<b>Criterion IV – Infrastructure and Learning Resources</b>					
<b>4.1</b>	<b>Physical Facilities</b>				
4.1.1	The institution has adequate facilities for teaching – learning, viz., classrooms, laboratories, computing equipment, etc.	QIM	6	4	24
4.1.3	Percentage of classrooms and seminar halls with ICT – enabled facilities such as smart class, LMS, etc.	QnM	10	0	0
<b>4.1</b>	<b>Physical Facilities</b>		16	1.5	24
<b>4.4</b>	<b>Maintenance of Campus Infrastructure</b>				
4.4.2	Provide the Service/Maintenance Record	QIM	10	0	0
<b>4.4</b>	<b>Maintenance of Campus Infrastructure</b>		10	0	0

<b>Criterion IV – Infrastructure and Learning Resources</b>			26	0.92	24
<b>Criterion V - Student Support and Progression</b>					
<b>5.1</b>	<b>Student Support</b>				
5.1.3	Number of capability enhancement and development schemes 1. Soft skills 2. Language and communication skills 3. Life skills (Yoga, physical fitness, health and hygiene) 4. Awareness of trends in technology (Opt one)	QnM	8	0	0
5.1.4	Students benefited by guidance for competitive examinations and career counseling offered by the institution during 2020 - 2021	QnM	6	0	0
<b>5.1</b>	<b>Student Support</b>		14	0	0
<b>5.2</b>	<b>Student Progression</b>				
5.2.1	Placement of outgoing students during 2020 - 2021	QnM	10	0	0
5.2.2	Student progression to higher education (previous graduating batch i.e., 2020 - 2021)	QnM	10	3	30
5.2.3	Students qualifying in state/ national/ international level examinations during 2020 - 2021 (eg: NET/ SLET/GATE/GMAT /CAT, GRE/TOFEL/Civil Services/State government examinations)	QnM	10	0	0
<b>5.2</b>	<b>Student Progression</b>		30	1	30
<b>5.3</b>	<b>Student Participation and Activities</b>				
5.3.2	Presence of an active Student Council & representation of students on academic & administrative bodies/committees	QIM	10	3.5	35
<b>5.3</b>	<b>Student Participation and Activities</b>		10	3.5	35
<b>Criterion V - Student Support and Progression</b>			54	1.2	65
<b>Criterion VI – Governance, Leadership and Management</b>					
<b>6.3</b>	<b>Faculty Empowerment Strategies</b>				
6.3.3	Number of professional development / administrative training Programmes organized by the Institution for teaching and non teaching staff during 2020 - 2021	QnM	8	0	0
6.3.4	Teachers attending professional development Programmes, viz., Orientation Programme, Refresher Course, Short Term Course, Faculty Development Programmes during 2020 - 2021	QnM	10	1	10
<b>6.3</b>	<b>Faculty Empowerment Strategies</b>		18	0.56	10

<b>Criterion VI – Governance, Leadership and Management</b>			18	0.56	10
<b>Criterion VII – Institutional Values and Best Practices</b>					
<b>7.1</b>	<b>Institutional Values and Social Responsibilities</b>				
7.1.1	Number of gender equity promotion Programmes organized by the department/club/cell/ unit during 2020 - 2021	QIM	5	0	0
7.1.3	Waste Management steps including: a) Solid waste management b) Liquid waste management c) Biomedical waste management d) E-waste management e) Waste recycling system f) Hazardous chemicals and radioactive waste management	QIM	4	0	0
7.1.4	Rain water harvesting structures and utilization : 1. Rain water harvesting 2. Borewell /Open well recharge 3. Construction of tanks and bunds 4. Waste water recycling 5. Maintenance of water bodies and distribution system in the campus	QnM	4	3	12
7.1.8	Institutional efforts/initiatives in providing an inclusive environment i.e., tolerance and harmony towards cultural, regional, linguistic, communal socioeconomic and other diversities	QIM	5	0	0
7.1.9	Sensitization of students and employees of the Institution to the constitutional obligations: values, rights, duties and responsibilities of citizens	QIM	4	2	8
7.1.11	Institution celebrates / organizes national and international commemorative days, events and festivals	QIM	5	3	15
<b>7.1</b>	<b>Institutional Values and Social Responsibilities</b>		27	1.3	35
<b>7.2</b>	<b>Best Practices</b>				
7.2.1	Describe any one best practice followed by the Department / Cell / Body / Committee / Club/Unit	QIM	30	3.5	105
<b>7.2</b>	<b>Best Practices</b>		30	3.5	105
<b>7.3</b>	<b>Institutional Distinctiveness</b>				
7.3.1	Describe/Explain the performance the Department in one area distinctive to its Vision, Priority & Thrust	QIM	20	2	40
<b>7.3</b>	<b>Institutional Distinctiveness</b>		20	2	40
<b>Criterion VII – Institutional Values and Best Practices</b>			77	2.34	180

	<b>Criteriawise Assessment</b>		<b>Weightage (W)</b>	<b>Score</b>	<b>Wtd Grade Point (WGP)</b>
1	Curricular Aspects		150.00	2.27	340.00
2	Teaching, Learning & Evaluation		230.00	2.92	672.50
3	Research, Innovation & Extension		136.00	0.15	20.00
4	Infrastructure & Learning resources		26.00	0.92	24.00
5	Student Support & Progression		54.00	1.20	65.00
6	Governance, Leadership & Management		18.00	0.56	10.00
7	Institutional values & Best Practices		77.00	2.34	180.00
	<b>Overall:-</b>		<b>691.00</b>	<b>1.90</b>	<b>1311.50</b>





**Department : Mathematics**

**Academic and Administrative Audit - 2020-2021**

**Strengths and Weaknesses**

**Strengths :**

- Feedback System
- Teacher Profile and Quality
- Catering to Student Diversity
- Teaching - Learning Process
- Student Performance and Learning Outcomes
- Student Participation and Activities
- Best Practices

**Weaknesses :**

- Curriculum Design and Development
- Academic Flexibility
- Institutional Distinctiveness
- Physical Facilities
- Institutional Values and Social Responsibilities
- Curriculum Enrichment
- Student Progression
- Research Publications and Awards
- Faculty Empowerment Strategies
- Student Satisfaction Survey
- Promotion of Research and Facilities
- Resource Mobilization for Research
- Innovation Ecosystem
- Consultancy
- Extension Activities
- Collaboration
- Maintenance of Campus Infrastructure
- Student Support



**Scott Christian College (Autonomous)**  
Nagercoil – 629 003, Tamil Nadu, India

**INTERNAL QUALITY ASSURANCE CELL**



# **ACADEMIC & ADMINISTRATIVE AUDIT 2020-2021**

## **DEPARTMENT OF BOTANY**

**GRADE**

**B**

**Score : 2.01/4**



Department : Botany

Academic and Administrative Audit - 2020-2021

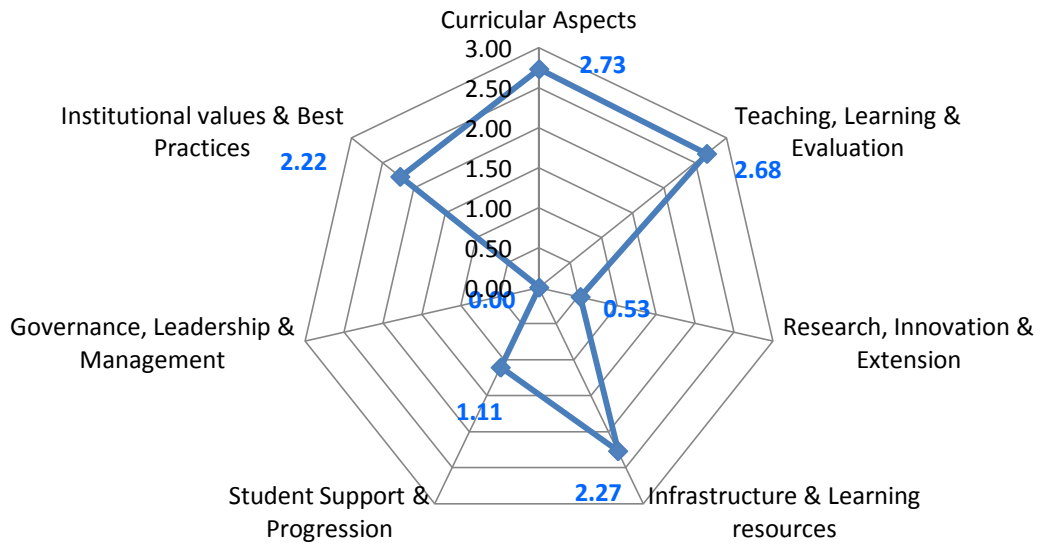
No	Criteria	Weightage (W1)	Criterion-wise Weighted Grade Point (CrWGP1)	Grade Point Averages (CrWGP <sub>i</sub> /W <sub>i</sub> )
1	Curricular Aspects	150.00	410.00	2.73
2	Teaching, Learning & Evaluation	230.00	617.50	2.68
3	Research, Innovation & Extension	136.00	72.00	0.53
4	Infrastructure & Learning resources	26.00	59.00	2.27
5	Student Support & Progression	54.00	60.00	1.11
6	Governance, Leadership & Management	18.00	0.00	0.00
7	Institutional values & Best Practices	77.00	171.00	2.22
	<b>Total</b>	<b>691.00</b>	<b>1389.50</b>	<b>2.01</b>
	<b>CGPA :</b>	<b>2.01</b>		

Dean IQAC

Principal

Department : Botany

### Criteria wise Radar Graph (GPA)

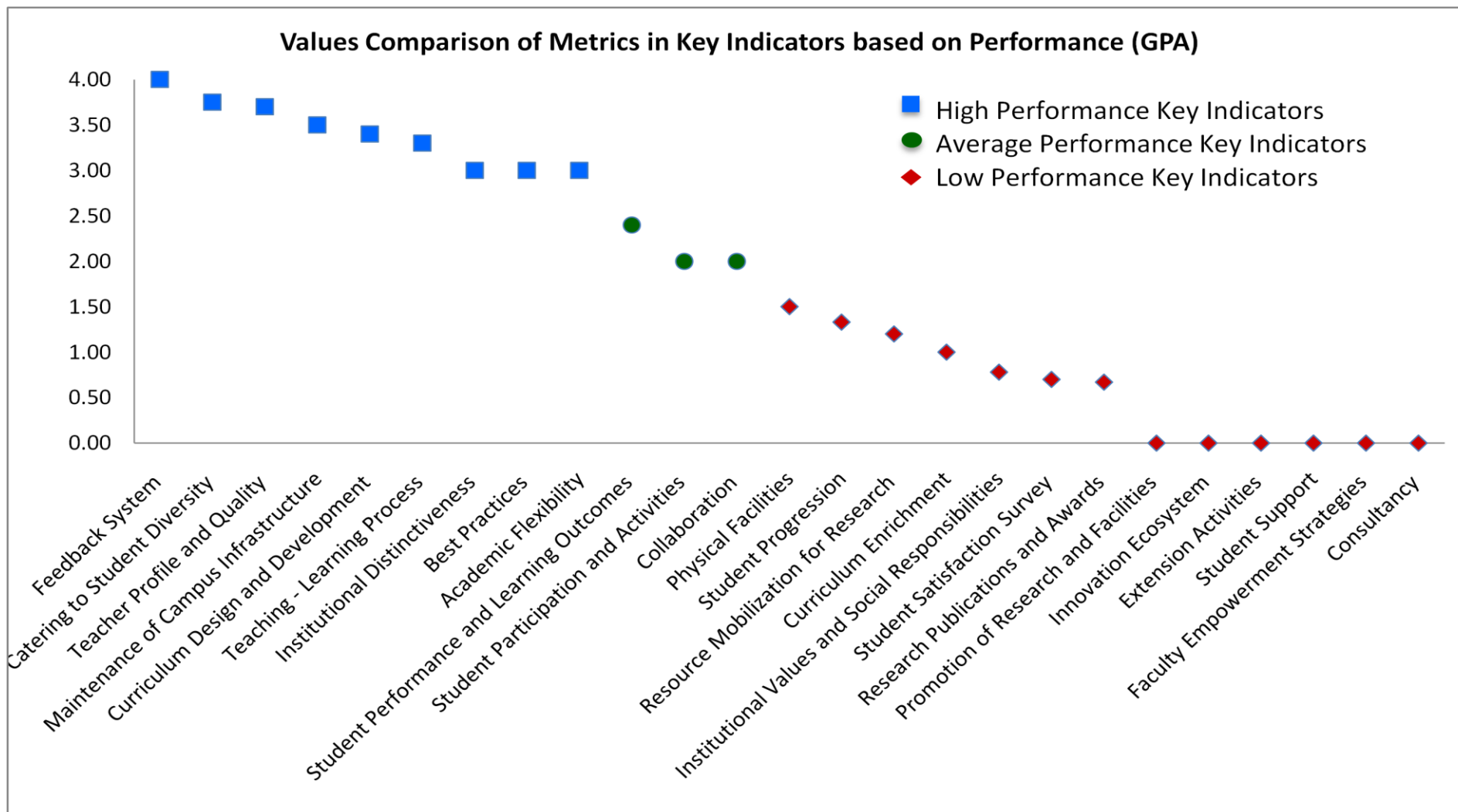


Department : Botany

Academic and Administrative Audit - 2020-2021

No	Criteria and Key Indicators	Key Indicator Weightage (W <sub>i</sub> )	Key Indicator Wise Weighted Grade Points (KIWGP) <sub>i</sub>	Grade Point Averages (CrWGPI/W <sub>i</sub> )
<b>Criterion I – Curricular Aspects</b>				
1.1	Curriculum Design and Development	50	170.00	3.40
1.2	Academic Flexibility	40	120.00	3.00
1.3	Curriculum Enrichment	40	40.00	1.00
1.4	Feedback System	20	80.00	4.00
	<b>Total</b>	<b>150</b>	<b>410.00</b>	<b>2.73</b>
<b>Criterion II – Teaching-Learning and Evaluation</b>				
2.2	Catering to Student Diversity	30	112.50	3.75
2.3	Teaching - Learning Process	50	165.00	3.30
2.4	Teacher Profile and Quality	50	185.00	3.70
2.6	Student Performance and Learning Outcomes	50	120.00	2.40
2.7	Student Satisfaction Survey	50	35.00	0.70
	<b>Total</b>	<b>230</b>	<b>617.50</b>	<b>2.68</b>
<b>Criterion III – Research, Innovations and Extension</b>				
3.1	Promotion of Research and Facilities	6	0.00	0.00
3.2	Resource Mobilization for Research	10	12.00	1.20
3.3	Innovation Ecosystem	10	0.00	0.00
3.4	Research Publications and Awards	30	20.00	0.67
3.5	Consultancy	10	0.00	0.00
3.6	Extension Activities	50	0.00	0.00
3.7	Collaboration	20	40.00	2.00
	<b>Total</b>	<b>136</b>	<b>72.00</b>	<b>0.53</b>

Criterion IV – Infrastructure and Learning Resources				
4.1	Physical Facilities	16	24.00	1.50
4.4	Maintenance of Campus Infrastructure	10	35.00	3.50
	<b>Total</b>	<b>26</b>	<b>59.00</b>	<b>2.27</b>
Criterion V - Student Support and Progression				
5.1	Student Support	14	0.00	0.00
5.2	Student Progression	30	40.00	1.33
5.3	Student Participation and Activities	10	20.00	2.00
	<b>Total</b>	<b>54</b>	<b>60.00</b>	<b>1.11</b>
Criterion VI – Governance, Leadership and Management				
6.3	Faculty Empowerment Strategies	18	0.00	0.00
	<b>Total</b>	<b>18</b>	<b>0.00</b>	<b>0.00</b>
Criterion VII – Institutional Values and Best Practices				
7.1	Institutional Values and Social Responsibilities	27	21.00	0.78
7.2	Best Practices	30	90.00	3.00
7.3	Institutional Distinctiveness	20	60.00	3.00
	<b>Total</b>	<b>77</b>	<b>171.00</b>	<b>2.22</b>
	<b>Grand Total</b>	<b>691</b>	<b>1389.50</b>	<b>2.01</b>





## Scott Christian College (Autonomous), Nagercoil



AAA 2020 - 2021 - Assessment Sheet

Department of Botany

### Qualitative & Quantitative Metrics

Metric	Parameter	QIM/QnM	Weightage	Score	Wtd. Score
	<b>Criterion I – Curricular Aspects</b>				
<b>1.1</b>	<b>Curriculum Design and Development</b>				
1.1.1	Curricula developed/adopted having Learning Outcomes including Programme Outcomes (Pos), Programme specific outcomes (PSOs) and Course Outcomes (COs) for all the UG, PG and M.Phil programmes offered by the Department and mapped them with syllabus properly.	QIM	20	4	80
1.1.2	List of Programmes where syllabus revision was carried out during 2020 - 2021	QnM	20	4	80
1.1.3	Courses having focus on employability/ entrepreneurship/ skill development during 2020 - 2021	QnM	10	1	10
<b>1.1</b>	<b>Curriculum Design and Development</b>		<b>50</b>	<b>3.4</b>	<b>170</b>
<b>1.2</b>	<b>Academic Flexibility</b>				
1.2.1	New courses introduced of the total number of courses across all programs offered during 2020 - 2021.	QnM	20	2	40
1.2.2	Programs in which Choice Based Credit System (CBCS)/elective course system has been implemented (2020 - 2021)	QnM	20	4	80
<b>1.2</b>	<b>Academic Flexibility</b>		<b>40</b>	<b>3</b>	<b>120</b>
<b>1.3</b>	<b>Curriculum Enrichment</b>				
1.3.1	List of courses whose syllabus integrate Cross cutting Issues related to Gender/ Environment & Sustainability/Human Values & Professional Ethics.	QIM	10	4	40
1.3.2	List of Value-added courses imparting transferable and life skills offered during 2020 - 2021 with details of the students	QnM	10	0	0

1.3.3	(Average Percentage of students enrolled in the courses under 1.3.2 above) List of Value-added courses imparting transferable and life skills offered during 2020 - 2021 with details of the students	QnM	10	0	0
1.3.4	Details of students undertaking field projects / internships (2020 - 2021)	QnM	10	0	0
<b>1.3</b>	<b>Curriculum Enrichment</b>		<b>40</b>	<b>1</b>	<b>40</b>
<b>1.4</b>	<b>Feedback System</b>				
1.4.1	Structured feedback received from: 1) Students, 2) Teachers, 3) Employers, 4) Alumni 5) Parents, for design and review of syllabus - Semester wise /year wise (Weightage: 10 QnM) Options: A. Any 4 of the above B. Any 3 of the above C. Any 2 of the above D. Any 1 of the above E. None of the above	QnM	10	4	40
1.4.2	Feedback processes of the institution may be classified as follows: A) A. Feedback collected, analysed and action taken and report made available on website B) Feedback collected, analysed and action has been taken C) Feedback collected and analysed D) Feedback collected E) Feedback not obtained	QnM	10	4	40
<b>1.4</b>	<b>Feedback System</b>		<b>20</b>	<b>4</b>	<b>80</b>
<b>Criterion I – Curricular Aspects</b>			<b>150</b>	<b>2.73</b>	<b>410</b>
<b>Criterion II – Teaching-Learning and Evaluation</b>					
<b>2.2</b>	<b>Catering to Student Diversity</b>				
2.2.1	The institution assesses the learning levels of the students, after admission and organises special programs for advanced learners and slow learners	QIM	15	<b>3.5</b>	52.5
2.2.2	Student - Full time teacher ratio(current year data)	QnM	15	4	60
<b>2.2</b>	<b>Catering to Student Diversity</b>		<b>30</b>	<b>3.75</b>	<b>112.5</b>
<b>2.3</b>	<b>Teaching - Learning Process</b>				
2.3.1	Student centric methods, such as experiential learning, participative learning and problem solving methodologies are used for enhancing learning experiences	QIM	15	3	45

2.3.2	Teachers use ICT enabled tools including online resources for effective teaching and learning process	QIM	15	3	45
2.3.3	Ratio of students to mentor for academic and stress related issues (current year data)	QnM	10	4	40
2.3.4	Preparation and adherence to Academic Calendar and Teaching plans by the institution	QIM	10	3.5	35
<b>2.3</b>	<b>Teaching - Learning Process</b>		50	3.3	165
<b>2.4</b>	<b>Teacher Profile and Quality</b>				
2.4.1	Full time teachers against sanctioned posts during 2020 - 2021	QnM	15	4	60
2.4.2	Full time teachers with Ph.D. (/ D.M. / M.Ch. / D.N.B Super speciality / D.Sc. / D.Litt. )during 2020 - 2021	QnM	20	4	80
2.4.3	Teaching experience of full time teachers in same institution number of years (current year data)	QnM	15	3	45
<b>2.4</b>	<b>Teacher Profile and Quality</b>		50	3.7	185
<b>2.6</b>	<b>Student Performance and Learning Outcomes</b>				
2.6.1	i) Provide the web link displaying Programme Outcomes(PO)/Programme Specific Outcomes (PSO) / Course Outcomes (CO) for all programmes offered by the Department.	QIM	20	3	60
2.6.2	Evaluation of attainment of PO, PSO & CO	QIM	10	0	0
2.6.3	Passed out details of final year students	QnM	20	3	60
<b>2.6</b>	<b>Student Performance and Learning Outcomes</b>		50	2.4	120
<b>2.7</b>	<b>Student Satisfaction Survey</b>				
2.7.1	Online student satisfaction survey (SSS) regarding to teaching learning process.	QnM	50	0.7	35
<b>2.7</b>	<b>Student Satisfaction Survey</b>		50	0.7	35
<b>Criterion II – Teaching-Learning and Evaluation</b>			230	2.68	617.5
<b>Criterion III – Research, Innovations and Extension</b>					
<b>3.1</b>	<b>Promotion of Research and Facilities</b>				
3.1.3	Number of teachers awarded national/ international fellowship for advanced studies/ research during 2020 - 2021	QnM	6	0	0
<b>3.1</b>	<b>Promotion of Research and Facilities</b>		6	0	0



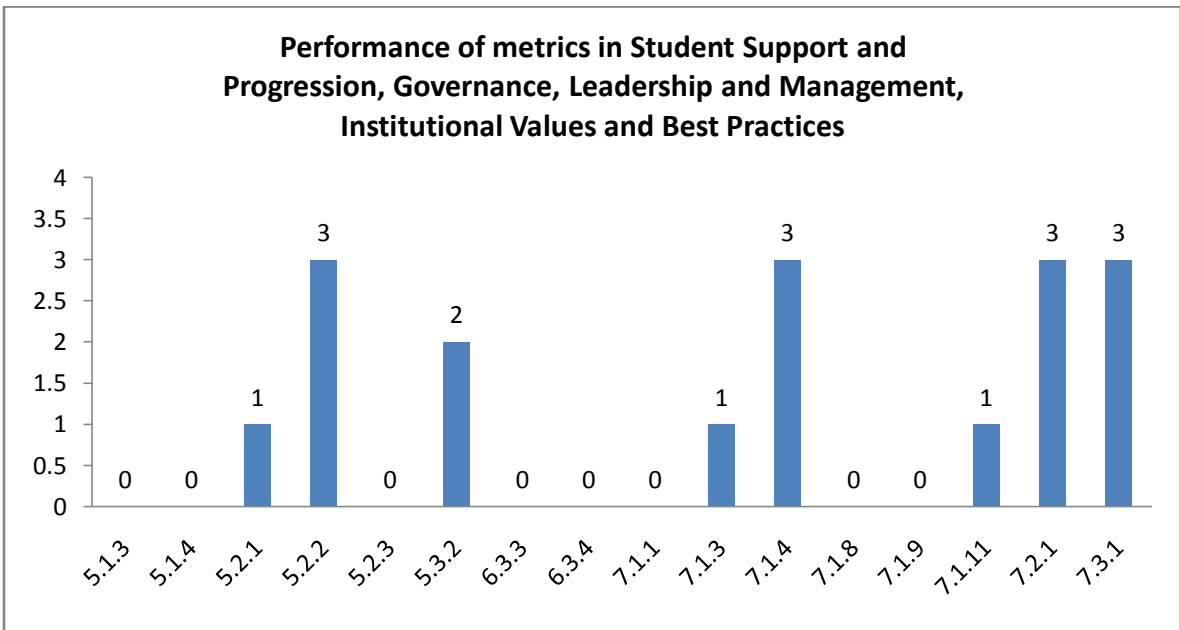
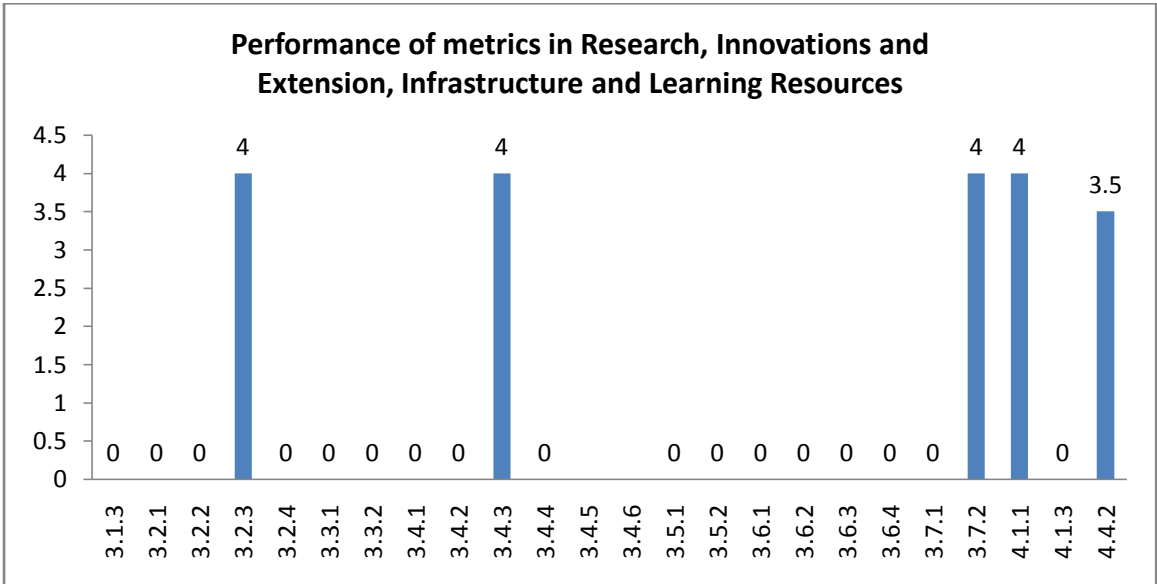
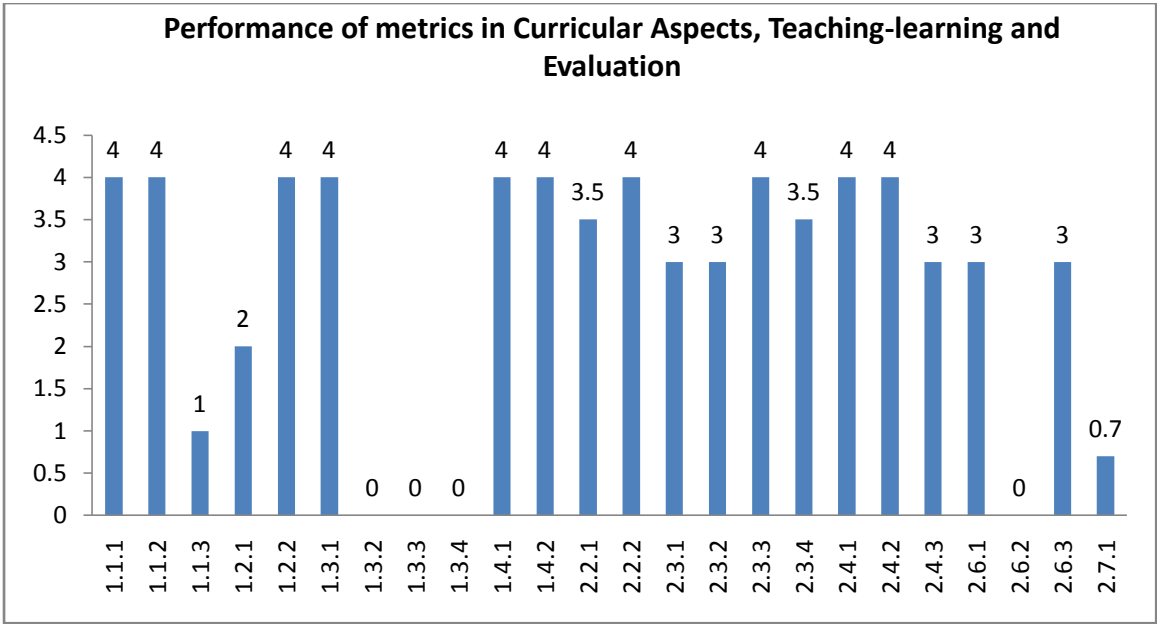
<b>3.2</b>	<b>Resource Mobilization for Research</b>				
3.2.1	Grants for research projects sponsored by the government, non-government sources such as industry, corporate houses, international bodies, endowments, Chairs in the institution during 2020 - 2021	QnM	2	0	0
3.2.2	Number of teachers having research projects during the 2020 - 2021	QnM	2	0	0
3.2.3	Teachers recognised as research guides	QnM	3	4	12
3.2.4	Number of research projects per teacher funded by government and non-government agencies during 2020 - 2021	QnM	3	0	0
<b>3.2</b>	<b>Resource Mobilization for Research</b>		10	1.2	12
<b>3.3</b>	<b>Innovation Ecosystem</b>				
3.3.1	What are the innovation done by the Department / Club including Incubation Centre and other initiatives for creation and transfer of knowledge?	QIM	5	0	0
3.3.2	Number of workshops/seminars conducted on Research Methodology, Intellectual Property Rights (IPR) and entrepreneurship and skills development Industry-Academia Innovative practices during 2020 - 2021	QnM	5	0	0
<b>3.3</b>	<b>Innovation Ecosystem</b>		10	0	0
<b>3.4</b>	<b>Research Publications and Awards</b>				
3.4.1	The institution has a stated Code of Ethics to check malpractices and plagiarism in Research	QnM	5	0	0
3.4.2	Number of Ph.D.s registered per teacher during 2020 - 2021	QnM	5	0	0
3.4.3	Number of research papers per teacher in the Journals notified on UGC website during 2020 - 2021	QnM	5	4	20
3.4.4	Number of books and chapters in edited volumes / books published, and papers in national/international conference - proceedings per teacher during 2020 - 2021	QnM	5	0	0
3.4.5	Bibliometrics of the publications during 2020 - 2021 based on average citation index in Scopus/ Web of Science or Pub Med/ Indian Citation Index	QnM	5		0
3.4.6	Bibliometrics of the publications during 2020-2021 based on Scopus/ Web of Science – h-index of the Department	QnM	5		0
<b>3.4</b>	<b>Research Publications and Awards</b>		30	0.67	20

<b>3.5</b>	<b>Consultancy</b>				
3.5.1	Revenue generated from consultancy corporate training during 2020 - 2021	QnM	5	0	0
3.5.2	Amount spent on developing facilities, training teachers and staff for undertaking consultancy during 2020 - 2021 (in Lakhs)	QnM	5	0	0
<b>3.5</b>	<b>Consultancy</b>		<b>10</b>	<b>0</b>	<b>0</b>
<b>3.6</b>	<b>Extension Activities</b>				
3.6.1	What are the Extension activities in the neighborhood community in terms of impact and sensitizing students to social issues and holistic development during 2020 - 2021?	QIM	10	0	0
3.6.2	Number of awards and recognition received for extension activities from Government /recognized bodies during 2020 - 2021	QnM	15	0	0
3.6.3	Number of extension and outreach Programmes conducted in collaboration with industry, community and Non-Government Organizations through NSS/NCC/Red cross/YRC etc., during 2020 - 2021	QnM	10	0	0
3.6.4	Students participating in extension activities with Government Organizations, Non-Government Organizations and Programmes such as Swachh Bharat, Aids Awareness, Gender Issue, etc. during 2020 - 2021	QnM	15	0	0
<b>3.6</b>	<b>Extension Activities</b>		<b>50</b>	<b>0</b>	<b>0</b>
<b>3.7</b>	<b>Collaboration</b>				
3.7.1	Number of Collaborative activities for research, faculty exchange, student exchange / internship/ on –the-job training/ project work	QnM	10	0	<b>0</b>
3.7.2	Number of functional MoUs with institutions of national, international importance, other universities, industries, corporate houses etc. during 2020 - 2021	QnM	10	4	<b>40</b>
<b>3.7</b>	<b>Collaboration</b>		<b>20</b>	<b>2</b>	<b>40</b>
<b>Criterion III – Research, Innovations and Extension</b>			<b>136</b>	<b>0.53</b>	<b>72</b>

<b>Criterion IV – Infrastructure and Learning Resources</b>					
<b>4.1</b>	<b>Physical Facilities</b>				
4.1.1	The institution has adequate facilities for teaching – learning, viz., classrooms, laboratories, computing equipment, etc.	QIM	6	4	24
4.1.3	Percentage of classrooms and seminar halls with ICT – enabled facilities such as smart class, LMS, etc.	QnM	10	0	0
<b>4.1</b>	<b>Physical Facilities</b>		<b>16</b>	<b>1.5</b>	<b>24</b>
<b>4.4</b>	<b>Maintenance of Campus Infrastructure</b>				
4.4.2	Provide the Service/Maintenance Record	QIM	10	3.5	35
<b>4.4</b>	<b>Maintenance of Campus Infrastructure</b>		<b>10</b>	<b>3.5</b>	<b>35</b>
<b>Criterion IV – Infrastructure and Learning Resources</b>			<b>26</b>	<b>2.27</b>	<b>59</b>
<b>Criterion V - Student Support and Progression</b>					
<b>5.1</b>	<b>Student Support</b>				
5.1.3	Number of capability enhancement and development schemes 1. Soft skills 2. Language and communication skills 3. Life skills (Yoga, physical fitness, health and hygiene) 4. Awareness of trends in technology (Opt one)	QnM	8	0	0
5.1.4	Students benefited by guidance for competitive examinations and career counseling offered by the institution during 2020 - 2021	QnM	6	0	0
<b>5.1</b>	<b>Student Support</b>		<b>14</b>	<b>0</b>	<b>0</b>
<b>5.2</b>	<b>Student Progression</b>				
5.2.1	Placement of outgoing students during 2020 - 2021	QnM	10	1	10
5.2.2	Student progression to higher education (previous graduating batch i.e., 2020 - 2021)	QnM	10	3	30
5.2.3	Students qualifying in state/ national/ international level examinations during 2020 - 2021 (eg: NET/ SLET/GATE/GMAT /CAT, GRE/TOFEL/Civil Services/State government examinations)	QnM	10	0	0
<b>5.2</b>	<b>Student Progression</b>		<b>30</b>	<b>1.33</b>	<b>40</b>

<b>5.3</b>	<b>Student Participation and Activities</b>				
5.3.2	Presence of an active Student Council & representation of students on academic & administrative bodies/committees	QIM	10	2	20
<b>5.3</b>	<b>Student Participation and Activities</b>		10	2	20
<b>Criterion V - Student Support and Progression</b>			54	1.11	60
<b>Criterion VI – Governance, Leadership and Management</b>					
<b>6.3</b>	<b>Faculty Empowerment Strategies</b>				
6.3.3	Number of professional development / administrative training Programmes organized by the Institution for teaching and non teaching staff during 2020 - 2021	QnM	8	0	0
6.3.4	Teachers attending professional development Programmes, viz., Orientation Programme, Refresher Course, Short Term Course, Faculty Development Programmes during 2020 - 2021	QnM	10	0	0
<b>6.3</b>	<b>Faculty Empowerment Strategies</b>		18	0	0
<b>Criterion VI – Governance, Leadership and Management</b>			18	0	0
<b>Criterion VII – Institutional Values and Best Practices</b>					
<b>7.1</b>	<b>Institutional Values and Social Responsibilities</b>				
7.1.1	Number of gender equity promotion Programmes organized by the department/club/cell/ unit during 2020 - 2021	QIM	5	0	0
7.1.3	Waste Management steps including: a) Solid waste management b) Liquid waste management c) Biomedical waste management d) E-waste management e) Waste recycling system f) Hazardous chemicals and radioactive waste management	QIM	4	1	4
7.1.4	Rain water harvesting structures and utilization : 1. Rain water harvesting 2. Borewell /Open well recharge 3. Construction of tanks and bunds 4. Waste water recycling 5. Maintenance of water bodies and distribution system in the campus	QnM	4	3	12

7.1.8	Institutional efforts/initiatives in providing an inclusive environment i.e., tolerance and harmony towards cultural, regional, linguistic, communal socioeconomic and other diversities	QIM	5	0	0
7.1.9	Sensitization of students and employees of the Institution to the constitutional obligations: values, rights, duties and responsibilities of citizens	QIM	4	0	0
7.1.11	Institution celebrates / organizes national and international commemorative days, events and festivals	QIM	5	1	5
<b>7.1</b>	<b>Institutional Values and Social Responsibilities</b>		<b>27</b>	<b>0.78</b>	<b>21</b>
<b>7.2</b>	<b>Best Practices</b>				
7.2.1	Describe any one best practice followed by the Department / Cell / Body / Committee / Club/Unit	QIM	30	3	90
<b>7.2</b>	<b>Best Practices</b>		<b>30</b>	<b>3</b>	<b>90</b>
<b>7.3</b>	<b>Institutional Distinctiveness</b>				
7.3.1	Describe/Explain the performance the Department in one area distinctive to its Vision, Priority & Thrust	QIM	20	3	60
<b>7.3</b>	<b>Institutional Distinctiveness</b>		<b>20</b>	<b>3</b>	<b>60</b>
<b>Criterion VII – Institutional Values and Best Practices</b>			<b>77</b>	<b>2.22</b>	<b>171</b>
	<b>Criteria-wise Assessment</b>		<b>Weightage (W)</b>	<b>Score</b>	<b>Wtd Grade Point (WGP)</b>
1	Curricular Aspects		150.00	2.73	410.00
2	Teaching, Learning & Evaluation		230.00	2.68	617.50
3	Research, Innovation & Extension		136.00	0.53	72.00
4	Infrastructure & Learning resources		26.00	2.27	59.00
5	Student Support & Progression		54.00	1.11	60.00
6	Governance, Leadership & Management		18.00	0.00	0.00
7	Institutional values & Best Practices		77.00	2.22	171.00
	<b>Overall:-</b>		<b>691.00</b>	<b>2.01</b>	<b>1389.50</b>



**Department : Botany**

**Academic and Administrative Audit - 2020-2021**

**Strengths and Weaknesses**

**Strengths :**

- Feedback System
- Catering to Student Diversity
- Teacher Profile and Quality
- Maintenance of Campus Infrastructure
- Curriculum Design and Development
- Teaching - Learning Process
- Institutional Distinctiveness
- Best Practices
- Academic Flexibility

**Weaknesses :**

- Student Performance and Learning Outcomes
- Student Participation and Activities
- Collaboration
- Physical Facilities
- Student Progression
- Resource Mobilization for Research
- Curriculum Enrichment
- Institutional Values and Social Responsibilities
- Student Satisfaction Survey
- Research Publications and Awards
- Promotion of Research and Facilities
- Innovation Ecosystem
- Extension Activities
- Student Support
- Faculty Empowerment Strategies
- Consultancy



**Scott Christian College (Autonomous)**

Nagercoil – 629 003, Tamil Nadu, India

**INTERNAL QUALITY ASSURANCE CELL**



# **ACADEMIC & ADMINISTRATIVE AUDIT 2020-2021**

## **DEPARTMENT OF CHEMISTRY**

**GRADE**

**B**

**Score : 2.28/4**



Department : Chemistry

Academic and Administrative Audit - 2020-2021

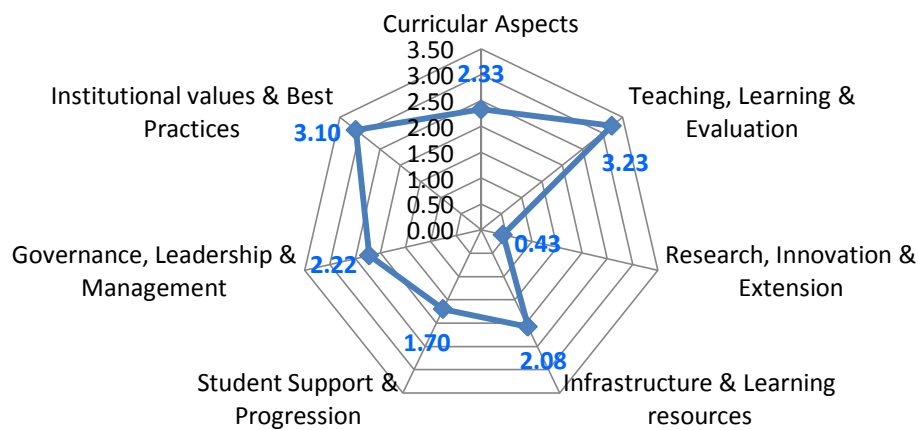
No	Criteria	Weightage (W1)	Criterion-wise Weighted Grade Point (CrWGP1)	Grade Point Averages (CrWGP <sub>i</sub> /W <sub>i</sub> )
1	Curricular Aspects	150.00	350.00	2.33
2	Teaching, Learning & Evaluation	230.00	742.50	3.23
3	Research, Innovation & Extension	136.00	58.00	0.43
4	Infrastructure & Learning resources	26.00	54.00	2.08
5	Student Support & Progression	54.00	92.00	1.70
6	Governance, Leadership & Management	18.00	40.00	2.22
7	Institutional values & Best Practices	77.00	238.50	3.10
	<b>Total</b>	<b>691.00</b>	<b>1575.00</b>	<b>2.28</b>
	<b>CGPA :</b>	<b>2.28</b>		

Dean IQAC

Principal

Department : Chemistry

### Criteria wise Radar Graph (GPA)

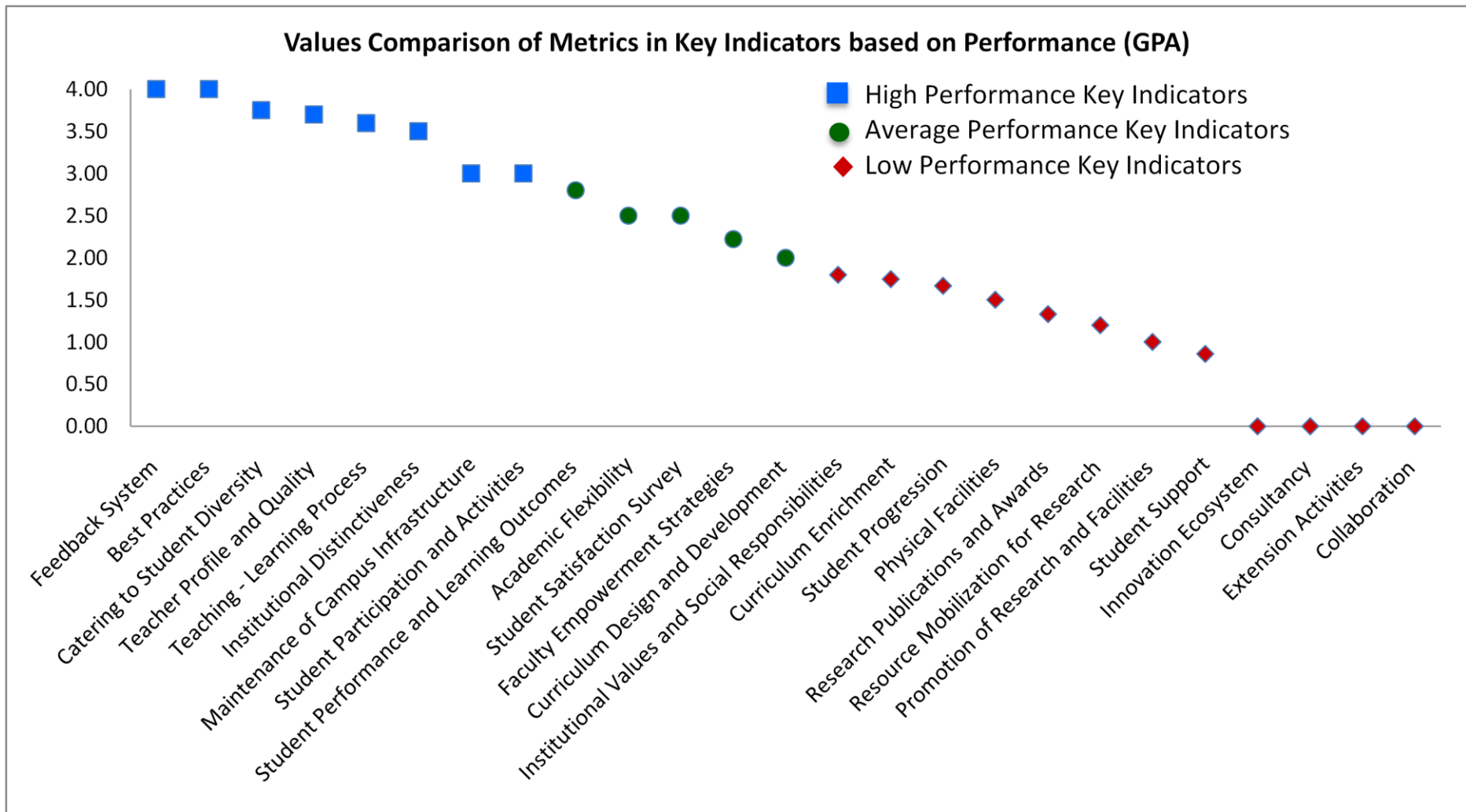


Department : Chemistry

Academic and Administrative Audit - 2020-2021

No	Criteria and Key Indicators	Key Indicator Weightage ( $W_i$ )	Key Indicator Wise Weighted Grade Points ( $KIWGP$ ) <sub>i</sub>	Grade Point Averages ( $CrWGPI/W_i$ )
<b>Criterion I – Curricular Aspects</b>				
1.1	Curriculum Design and Development	50	100.00	2.00
1.2	Academic Flexibility	40	100.00	2.50
1.3	Curriculum Enrichment	40	70.00	1.75
1.4	Feedback System	20	80.00	4.00
	<b>Total</b>	<b>150</b>	<b>350.00</b>	<b>2.33</b>
<b>Criterion II – Teaching-Learning and Evaluation</b>				
2.2	Catering to Student Diversity	30	112.50	3.75
2.3	Teaching - Learning Process	50	180.00	3.60
2.4	Teacher Profile and Quality	50	185.00	3.70
2.6	Student Performance and Learning Outcomes	50	140.00	2.80
2.7	Student Satisfaction Survey	50	125.00	2.50
	<b>Total</b>	<b>230</b>	<b>742.50</b>	<b>3.23</b>
<b>Criterion III – Research, Innovations and Extension</b>				
3.1	Promotion of Research and Facilities	6	6.00	1.00
3.2	Resource Mobilization for Research	10	12.00	1.20
3.3	Innovation Ecosystem	10	0.00	0.00
3.4	Research Publications and Awards	30	40.00	1.33
3.5	Consultancy	10	0.00	0.00
3.6	Extension Activities	50	0.00	0.00
3.7	Collaboration	20	0.00	0.00
	<b>Total</b>	<b>136</b>	<b>58.00</b>	<b>0.43</b>

Criterion IV – Infrastructure and Learning Resources				
4.1	Physical Facilities	16	24.00	1.50
4.4	Maintenance of Campus Infrastructure	10	30.00	3.00
	<b>Total</b>	<b>26</b>	<b>54.00</b>	<b>2.08</b>
Criterion V - Student Support and Progression				
5.1	Student Support	14	12.00	0.86
5.2	Student Progression	30	50.00	1.67
5.3	Student Participation and Activities	10	30.00	3.00
	<b>Total</b>	<b>54</b>	<b>92.00</b>	<b>1.70</b>
Criterion VI – Governance, Leadership and Management				
6.3	Faculty Empowerment Strategies	18	40.00	2.22
	<b>Total</b>	<b>18</b>	<b>40.00</b>	<b>2.22</b>
Criterion VII – Institutional Values and Best Practices				
7.1	Institutional Values and Social Responsibilities	27	48.50	1.80
7.2	Best Practices	30	120.00	4.00
7.3	Institutional Distinctiveness	20	70.00	3.50
	<b>Total</b>	<b>77</b>	<b>238.50</b>	<b>3.10</b>
	<b>Grand Total</b>	<b>691</b>	<b>1575.00</b>	<b>2.28</b>





## Scott Christian College (Autonomous), Nagercoil



AAA 2020 - 2021 - Assessment Sheet

Department of Chemistry

### Qualitative & Quantitative Metrics

Metric	Parameter	QIM/ QnM	Weightage	Score	Wtd. Score
	<b>Criterion I – Curricular Aspects</b>				
<b>1.1</b>	<b>Curriculum Design and Development</b>				
1.1.1	Curricula developed/adopted having Learning Outcomes including Programme Outcomes (Pos), Programme specific outcomes (PSOs) and Course Outcomes (COs) for all the UG, PG and M.Phil programmes offered by the Department and mapped them with syllabus properly.	QIM	20	4	80
1.1.2	List of Programmes where syllabus revision was carried out during 2020 - 2021	QnM	20	1	20
1.1.3	Courses having focus on employability/ entrepreneurship/ skill development during 2020 - 2021	QnM	10	0	0
<b>1.1</b>	<b>Curriculum Design and Development</b>		<b>50</b>	<b>2</b>	<b>100</b>
<b>1.2</b>	<b>Academic Flexibility</b>				
1.2.1	New courses introduced of the total number of courses across all programs offered during 2020 - 2021.	QnM	20	1	20
1.2.2	Programs in which Choice Based Credit System (CBCS)/elective course system has been implemented (2020 - 2021)	QnM	20	4	80
<b>1.2</b>	<b>Academic Flexibility</b>		<b>40</b>	<b>2.5</b>	<b>100</b>
<b>1.3</b>	<b>Curriculum Enrichment</b>				
1.3.1	List of courses whose syllabus integrate Cross cutting Issues related to Gender/ Environment & Sustainability/Human Values & Professional Ethics.	QIM	10	4	40
1.3.2	List of Value-added courses imparting transferable and life skills offered during 2020 - 2021 with details of the students	QnM	10	0	0

1.3.3	(Average Percentage of students enrolled in the courses under 1.3.2 above) List of Value-added courses imparting transferable and life skills offered during 2020 - 2021 with details of the students	QnM	10	3	30
1.3.4	Details of students undertaking field projects / internships (2020 - 2021)	QnM	10	0	0
<b>1.3</b>	<b>Curriculum Enrichment</b>		40	1.75	70
<b>1.4</b>	<b>Feedback System</b>				
1.4.1	Structured feedback received from: 1) Students, 2) Teachers, 3) Employers, 4) Alumni 5) Parents, for design and review of syllabus - Semester wise /year wise (Weightage: 10 QnM) Options: A. Any 4 of the above B. Any 3 of the above C. Any 2 of the above D. Any 1 of the above E. None of the above	QnM	10	4	40
1.4.2	Feedback processes of the institution may be classified as follows: A) A. Feedback collected, analysed and action taken and report made available on website B) Feedback collected, analysed and action has been taken C) Feedback collected and analysed D) Feedback collected E) Feedback not obtained	QnM	10	4	40
<b>1.4</b>	<b>Feedback System</b>		20	4	80
<b>Criterion I – Curricular Aspects</b>			150	2.33	350
<b>Criterion II – Teaching-Learning and Evaluation</b>					
<b>2.2</b>	<b>Catering to Student Diversity</b>				
2.2.1	The institution assesses the learning levels of the students, after admission and organises special programs for advanced learners and slow learners	QIM	15	<b>3.5</b>	52.5
2.2.2	Student - Full time teacher ratio(current year data)	QnM	15	4	60
<b>2.2</b>	<b>Catering to Student Diversity</b>		30	3.75	112.5
<b>2.3</b>	<b>Teaching - Learning Process</b>				
2.3.1	Student centric methods, such as experiential learning, participative learning and problem solving methodologies are used for enhancing learning experiences	QIM	15	3.5	52.5

2.3.2	Teachers use ICT enabled tools including online resources for effective teaching and learning process	QIM	15	3.5	52.5
2.3.3	Ratio of students to mentor for academic and stress related issues (current year data)	QnM	10	4	40
2.3.4	Preparation and adherence to Academic Calendar and Teaching plans by the institution	QIM	10	3.5	35
<b>2.3</b>	<b>Teaching - Learning Process</b>		50	3.6	180
<b>2.4</b>	<b>Teacher Profile and Quality</b>				
2.4.1	Full time teachers against sanctioned posts during 2020 - 2021	QnM	15	4	60
2.4.2	Full time teachers with Ph.D. (/ D.M. / M.Ch. / D.N.B Super speciality / D.Sc. / D.Litt. )during 2020 - 2021	QnM	20	4	80
2.4.3	Teaching experience of full time teachers in same institution number of years (current year data)	QnM	15	3	45
<b>2.4</b>	<b>Teacher Profile and Quality</b>		50	3.7	185
<b>2.6</b>	<b>Student Performance and Learning Outcomes</b>				
2.6.1	i) Provide the web link displaying Programme Outcomes(PO)/Programme Specific Outcomes (PSO) / Course Outcomes (CO) for all programmes offered by the Department.	QIM	20	3	60
2.6.2	Evaluation of attainment of PO, PSO & CO	QIM	10	0	0
2.6.3	Passed out details of final year students	QnM	20	4	80
<b>2.6</b>	<b>Student Performance and Learning Outcomes</b>		50	2.8	140
<b>2.7</b>	<b>Student Satisfaction Survey</b>				
2.7.1	Online student satisfaction survey (SSS) regarding to teaching learning process.	QnM	50	2.5	125
<b>2.7</b>	<b>Student Satisfaction Survey</b>		50	2.5	125
<b>Criterion II – Teaching-Learning and Evaluation</b>			230	3.23	742.5
<b>Criterion III – Research, Innovations and Extension</b>					
<b>3.1</b>	<b>Promotion of Research and Facilities</b>				
3.1.3	Number of teachers awarded national/international fellowship for advanced studies/ research during 2020 - 2021	QnM	6	1	6
<b>3.1</b>	<b>Promotion of Research and Facilities</b>		6	1	6



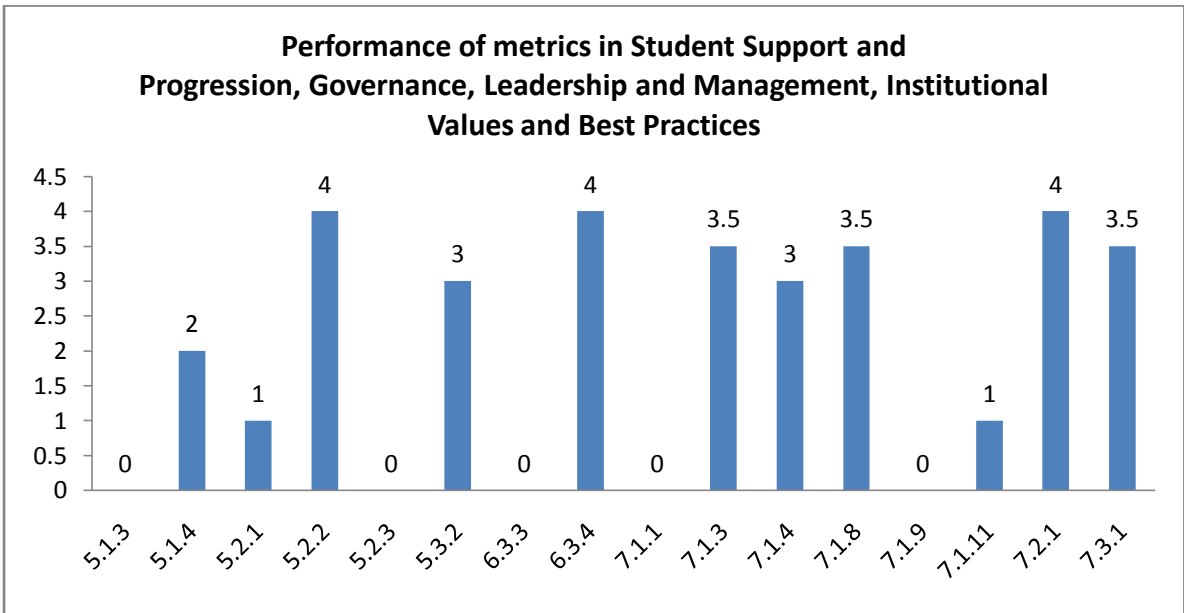
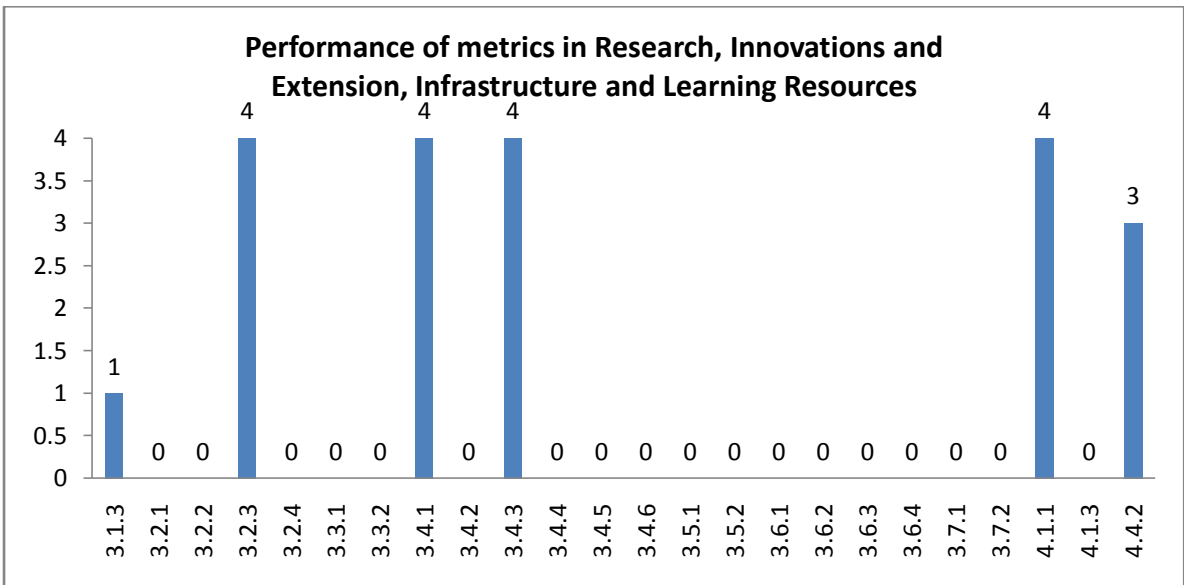
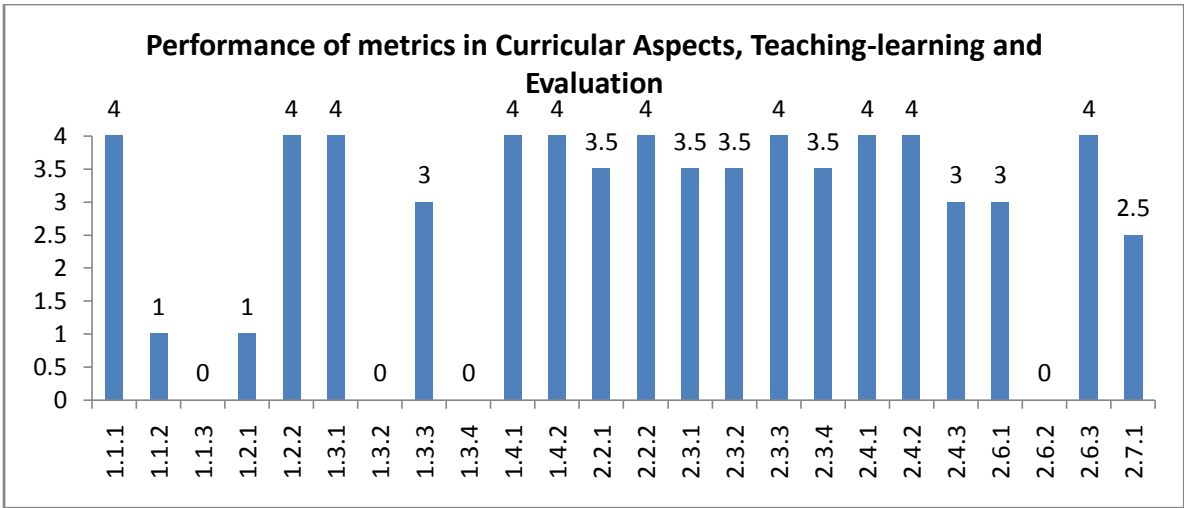
<b>3.2</b>	<b>Resource Mobilization for Research</b>				
3.2.1	Grants for research projects sponsored by the government, non-government sources such as industry, corporate houses, international bodies, endowments, Chairs in the institution during 2020 - 2021	QnM	2	0	0
3.2.2	Number of teachers having research projects during the 2020 - 2021	QnM	2	0	0
3.2.3	Teachers recognised as research guides	QnM	3	4	12
3.2.4	Number of research projects per teacher funded by government and non-government agencies during 2020 - 2021	QnM	3	0	0
<b>3.2</b>	<b>Resource Mobilization for Research</b>		10	1.2	12
<b>3.3</b>	<b>Innovation Ecosystem</b>				
3.3.1	What are the innovation done by the Department / Club including Incubation Centre and other initiatives for creation and transfer of knowledge?	QIM	5	0	0
3.3.2	Number of workshops/seminars conducted on Research Methodology, Intellectual Property Rights (IPR) and entrepreneurship and skills development Industry-Academia Innovative practices during 2020 - 2021	QnM	5	0	0
<b>3.3</b>	<b>Innovation Ecosystem</b>		10	0	0
<b>3.4</b>	<b>Research Publications and Awards</b>				
3.4.1	The institution has a stated Code of Ethics to check malpractices and plagiarism in Research	QnM	5	4	20
3.4.2	Number of Ph.D.s registered per teacher during 2020 - 2021	QnM	5	0	0
3.4.3	Number of research papers per teacher in the Journals notified on UGC website during 2020 - 2021	QnM	5	4	20
3.4.4	Number of books and chapters in edited volumes / books published, and papers in national/international conference - proceedings per teacher during 2020 - 2021	QnM	5	0	0
3.4.5	Bibliometrics of the publications during 2020 - 2021 based on average citation index in Scopus/ Web of Science or Pub Med/ Indian Citation Index	QnM	5	0	0

3.4.6	Bibliometrics of the publications during 2020-2021 based on Scopus/ Web of Science – h-index of the Department	QnM	5	0	0
<b>3.4</b>	<b>Research Publications and Awards</b>		<b>30</b>	<b>1.33</b>	<b>40</b>
<b>3.5</b>	<b>Consultancy</b>				
3.5.1	Revenue generated from consultancy corporate training during 2020 - 2021	QnM	5	0	0
3.5.2	Amount spent on developing facilities, training teachers and staff for undertaking consultancy during 2020 - 2021 (in Lakhs)	QnM	5	0	0
<b>3.5</b>	<b>Consultancy</b>		<b>10</b>	<b>0</b>	<b>0</b>
<b>3.6</b>	<b>Extension Activities</b>				
3.6.1	What are the Extension activities in the neighborhood community in terms of impact and sensitizing students to social issues and holistic development during 2020 - 2021?	QIM	10	0	0
3.6.2	Number of awards and recognition received for extension activities from Government /recognized bodies during 2020 - 2021	QnM	15	0	0
3.6.3	Number of extension and outreach Programmes conducted in collaboration with industry, community and Non- Government Organizations through NSS/NCC/Red cross/YRC etc., during 2020 - 2021	QnM	10	0	0
3.6.4	Students participating in extension activities with Government Organizations, Non-Government Organizations and Programmes such as Swachh Bharat, Aids Awareness, Gender Issue, etc. during 2020 - 2021	QnM	15	0	0
<b>3.6</b>	<b>Extension Activities</b>		<b>50</b>	<b>0</b>	<b>0</b>
<b>3.7</b>	<b>Collaboration</b>				
3.7.1	Number of Collaborative activities for research, faculty exchange, student exchange / internship/ on –the-job training/ project work	QnM	10	0	0
3.7.2	Number of functional MoUs with institutions of national, international importance, other universities, industries, corporate houses etc. during 2020 - 2021	QnM	10	0	0
<b>3.7</b>	<b>Collaboration</b>		<b>20</b>	<b>0</b>	<b>0</b>
<b>Criterion III – Research, Innovations and Extension</b>			<b>136</b>	<b>0.43</b>	<b>58</b>

	<b>Criterion IV – Infrastructure and Learning Resources</b>				
<b>4.1</b>	<b>Physical Facilities</b>				
4.1.1	The institution has adequate facilities for teaching – learning, viz., classrooms, laboratories, computing equipment, etc.	QIM	6	4	24
4.1.3	Percentage of classrooms and seminar halls with ICT – enabled facilities such as smart class, LMS, etc.	QnM	10	0	0
<b>4.1</b>	<b>Physical Facilities</b>		16	1.5	24
<b>4.4</b>	<b>Maintenance of Campus Infrastructure</b>				
4.4.2	Provide the Service/Maintenance Record	QIM	10	3	30
<b>4.4</b>	<b>Maintenance of Campus Infrastructure</b>		10	3	30
<b>Criterion IV – Infrastructure and Learning Resources</b>			26	2.08	54
	<b>Criterion V - Student Support and Progression</b>				
<b>5.1</b>	<b>Student Support</b>				
5.1.3	Number of capability enhancement and development schemes 1. Soft skills 2. Language and communication skills 3. Life skills (Yoga, physical fitness, health and hygiene) 4. Awareness of trends in technology (Opt one)	QnM	8	0	0
5.1.4	Students benefited by guidance for competitive examinations and career counseling offered by the institution during 2020 - 2021	QnM	6	2	12
<b>5.1</b>	<b>Student Support</b>		14	0.86	12
<b>5.2</b>	<b>Student Progression</b>				
5.2.1	Placement of outgoing students during 2020 - 2021	QnM	10	1	10
5.2.2	Student progression to higher education (previous graduating batch i.e., 2020 - 2021)	QnM	10	4	40
5.2.3	Students qualifying in state/ national/ international level examinations during 2020 - 2021 (eg: NET/ SLET/GATE/GMAT /CAT, GRE/TOFEL/Civil Services/State government examinations)	QnM	10	0	0
<b>5.2</b>	<b>Student Progression</b>		30	1.67	50

<b>5.3</b>	<b>Student Participation and Activities</b>				
5.3.2	Presence of an active Student Council & representation of students on academic & administrative bodies/committees	QIM	10	3	<b>30</b>
<b>5.3</b>	<b>Student Participation and Activities</b>		10	3	30
<b>Criterion V - Student Support and Progression</b>			54	1.7	92
<b>Criterion VI – Governance, Leadership and Management</b>					
<b>6.3</b>	<b>Faculty Empowerment Strategies</b>				
6.3.3	Number of professional development / administrative training Programmes organized by the Institution for teaching and non teaching staff during 2020 - 2021	QnM	8	0	0
6.3.4	Teachers attending professional development Programmes, viz., Orientation Programme, Refresher Course, Short Term Course, Faculty Development Programmes during 2020 - 2021	QnM	10	4	40
<b>6.3</b>	<b>Faculty Empowerment Strategies</b>		18	2.22	40
<b>Criterion VI – Governance, Leadership and Management</b>			18	2.22	40
<b>Criterion VII – Institutional Values and Best Practices</b>					
<b>7.1</b>	<b>Institutional Values and Social Responsibilities</b>				
7.1.1	Number of gender equity promotion Programmes organized by the department/club/cell/ unit during 2020 - 2021	QIM	5	0	0
7.1.3	Waste Management steps including: a) Solid waste management b) Liquid waste management c) Biomedical waste management d) E-waste management e) Waste recycling system f) Hazardous chemicals and radioactive waste management	QIM	4	3.5	<b>14</b>
7.1.4	Rain water harvesting structures and utilization : 1. Rain water harvesting 2. Borewell /Open well recharge 3. Construction of tanks and bunds 4. Waste water recycling 5. Maintenance of water bodies and distribution system in the campus	QnM	4	3	<b>12</b>
7.1.8	Institutional efforts/initiatives in providing an inclusive environment i.e., tolerance and harmony towards cultural, regional, linguistic, communal socioeconomic and other diversities	QIM	5	3.5	<b>17.5</b>

7.1.9	Sensitization of students and employees of the Institution to the constitutional obligations: values, rights, duties and responsibilities of citizens	QIM	4	0	0
7.1.11	Institution celebrates / organizes national and international commemorative days, events and festivals	QIM	5	1	5
<b>7.1</b>	<b>Institutional Values and Social Responsibilities</b>		27	1.8	48.5
<b>7.2</b>	<b>Best Practices</b>				
7.2.1	Describe any one best practice followed by the Department / Cell / Body / Committee / Club/Unit	QIM	30	4	120
<b>7.2</b>	<b>Best Practices</b>		30	4	120
<b>7.3</b>	<b>Institutional Distinctiveness</b>				
7.3.1	Describe/Explain the performance the Department in one area distinctive to its Vision, Priority & Thrust	QIM	20	3.5	70
<b>7.3</b>	<b>Institutional Distinctiveness</b>		20	3.5	70
<b>Criterion VII – Institutional Values and Best Practices</b>			77	3.1	238.5
	<b>Criteria-wise Assessment</b>		<b>Weightage (W)</b>	<b>Score</b>	<b>Wtd Grade Point (WGP)</b>
1	Curricular Aspects		150.00	2.33	350.00
2	Teaching, Learning & Evaluation		230.00	3.23	742.50
3	Research, Innovation & Extension		136.00	0.43	58.00
4	Infrastructure & Learning resources		26.00	2.08	54.00
5	Student Support & Progression		54.00	1.70	92.00
6	Governance, Leadership & Management		18.00	2.22	40.00
7	Institutional values & Best Practices		77.00	3.10	238.50
	<b>Overall:-</b>		691.00	2.28	1575.00



## Department : Chemistry

### Academic and Administrative Audit - 2020-2021

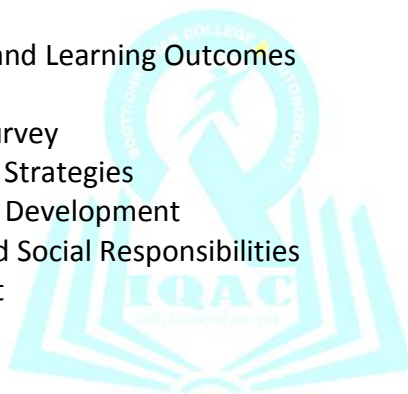
#### Strengths and Weaknesses

##### Strengths :

- Feedback System
- Best Practices
- Catering to Student Diversity
- Teacher Profile and Quality
- Teaching - Learning Process
- Institutional Distinctiveness
- Maintenance of Campus Infrastructure
- Student Participation and Activities

##### Weaknesses :

- Student Performance and Learning Outcomes
- Academic Flexibility
- Student Satisfaction Survey
- Faculty Empowerment Strategies
- Curriculum Design and Development
- Institutional Values and Social Responsibilities
- Curriculum Enrichment
- Student Progression
- Physical Facilities
- Research Publications and Awards
- Resource Mobilization for Research
- Promotion of Research and Facilities
- Student Support
- Innovation Ecosystem
- Consultancy
- Extension Activities
- Collaboration





**Scott Christian College (Autonomous)**  
Nagercoil – 629 003, Tamil Nadu, India

**INTERNAL QUALITY ASSURANCE CELL**



# **ACADEMIC & ADMINISTRATIVE AUDIT 2020-2021**

## **DEPARTMENT OF PHYSICS**

### **GRADE**

# **C**

**Score : 1.83/4**



Department : Physics

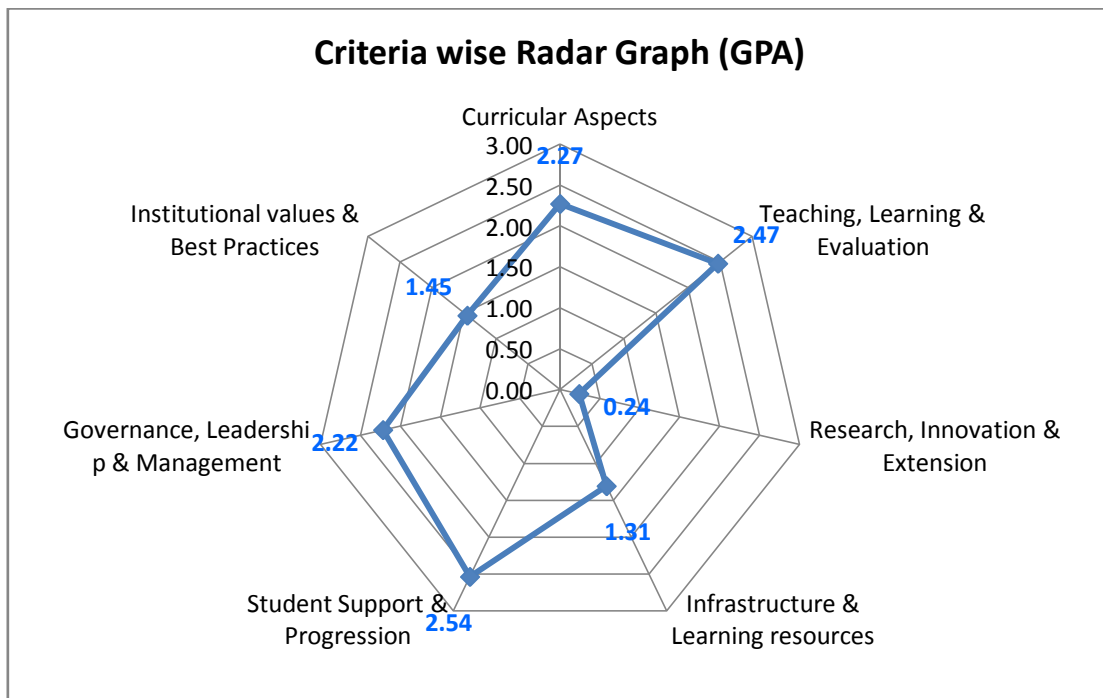
Academic and Administrative Audit - 2020-2021

No	Criteria	Weightage (W1)	Criterion-wise Weighted Grade Point (CrWGP1)	Grade Point Averages (CrWGP <sub>i</sub> /W <sub>i</sub> )
1	Curricular Aspects	150.00	340.00	2.27
2	Teaching, Learning & Evaluation	230.00	567.50	2.47
3	Research, Innovation & Extension	136.00	32.00	0.24
4	Infrastructure & Learning resources	26.00	34.00	1.31
5	Student Support & Progression	54.00	137.00	2.54
6	Governance, Leadership & Management	18.00	40.00	2.22
7	Institutional values & Best Practices	77.00	112.00	1.45
	<b>Total</b>	<b>691.00</b>	<b>1262.50</b>	<b>1.83</b>
	<b>CGPA : 1.83</b>			

Dean IQAC

Principal

## Department : Physics

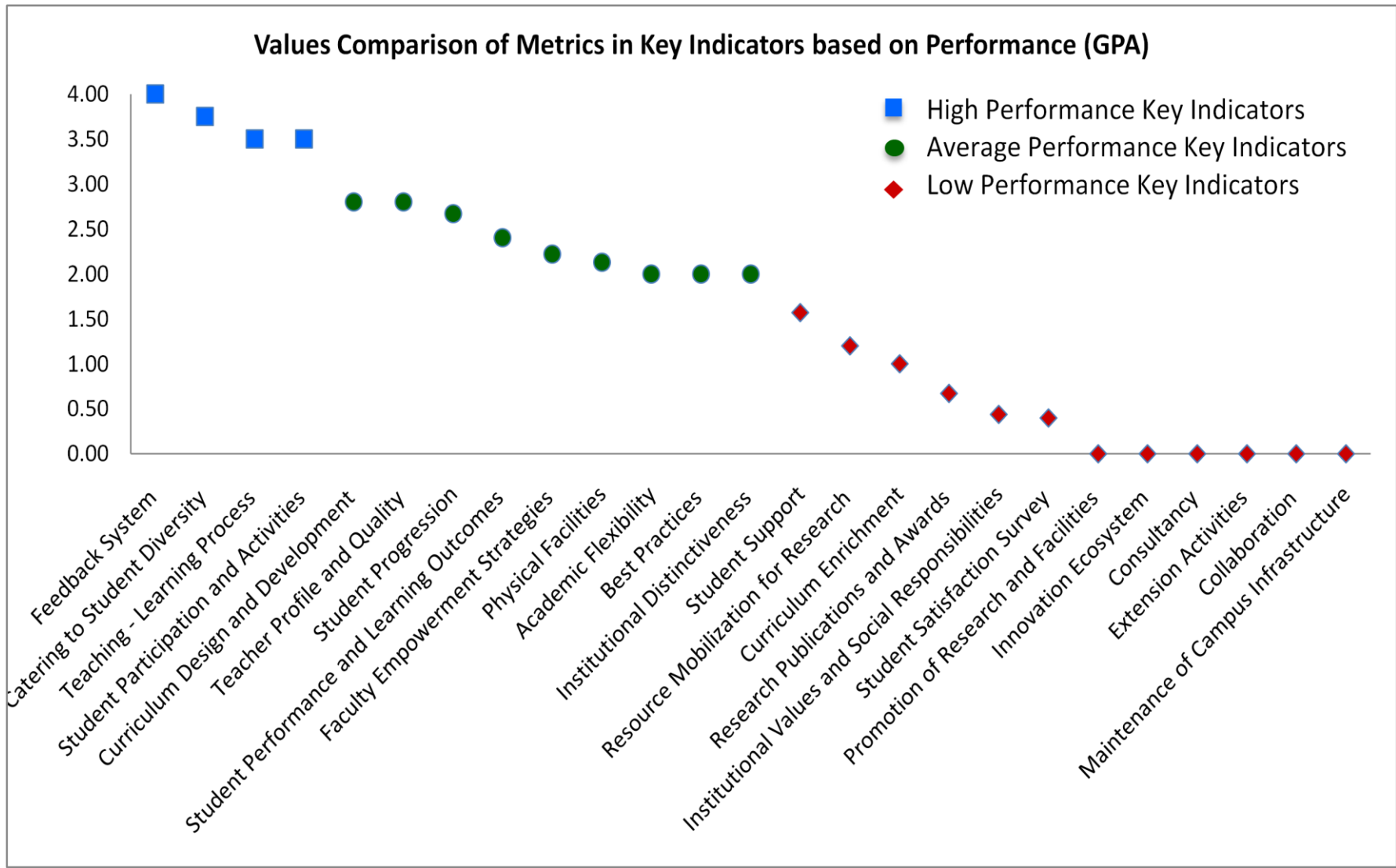


Department : Physics

Academic and Administrative Audit - 2020-2021

No	Criteria and Key Indicators	Key Indicator Weightage ( $W_i$ )	Key Indicator Wise Weighted Grade Points ( $KIWGP_i$ )	Grade Point Averages ( $CrWGPI/W_i$ )
<b>Criterion I – Curricular Aspects</b>				
1.1	Curriculum Design and Development	50	140.00	2.80
1.2	Academic Flexibility	40	80.00	2.00
1.3	Curriculum Enrichment	40	40.00	1.00
1.4	Feedback System	20	80.00	4.00
	<b>Total</b>	<b>150</b>	<b>340.00</b>	<b>2.27</b>
<b>Criterion II – Teaching-Learning and Evaluation</b>				
2.2	Catering to Student Diversity	30	112.50	3.75
2.3	Teaching - Learning Process	50	175.00	3.50
2.4	Teacher Profile and Quality	50	140.00	2.80
2.6	Student Performance and Learning Outcomes	50	120.00	2.40
2.7	Student Satisfaction Survey	50	20.00	0.40
	<b>Total</b>	<b>230</b>	<b>567.50</b>	<b>2.47</b>
<b>Criterion III – Research, Innovations and Extension</b>				
3.1	Promotion of Research and Facilities	6	0.00	0.00
3.2	Resource Mobilization for Research	10	12.00	1.20
3.3	Innovation Ecosystem	10	0.00	0.00
3.4	Research Publications and Awards	30	20.00	0.67
3.5	Consultancy	10	0.00	0.00

3.6	Extension Activities	50	0.00	0.00
3.7	Collaboration	20	0.00	0.00
	<b>Total</b>	<b>136</b>	<b>32.00</b>	<b>0.24</b>
<b>Criterion IV – Infrastructure and Learning Resources</b>				
4.1	Physical Facilities	16	34.00	2.13
4.4	Maintenance of Campus Infrastructure	10	0.00	0.00
	<b>Total</b>	<b>26</b>	<b>34.00</b>	<b>1.31</b>
<b>Criterion V - Student Support and Progression</b>				
5.1	Student Support	14	22.00	1.57
5.2	Student Progression	30	80.00	2.67
5.3	Student Participation and Activities	10	35.00	3.50
	<b>Total</b>	<b>54</b>	<b>137.00</b>	<b>2.54</b>
<b>Criterion VI – Governance, Leadership and Management</b>				
6.3	Faculty Empowerment Strategies	18	40.00	2.22
	<b>Total</b>	<b>18</b>	<b>40.00</b>	<b>2.22</b>
<b>Criterion VII – Institutional Values and Best Practices</b>				
7.1	Institutional Values and Social Responsibilities	27	12.00	0.44
7.2	Best Practices	30	60.00	2.00
7.3	Institutional Distinctiveness	20	40.00	2.00
	<b>Total</b>	<b>77</b>	<b>112.00</b>	<b>1.45</b>
	<b>Grand Total</b>	<b>691</b>	<b>1262.50</b>	<b>1.83</b>





## Scott Christian College (Autonomous), Nagercoil



AAA 2020 - 2021 - Assessment Sheet

Department of Physics

### Qualitative & Quantitative Metrics

Metric	Parameter	QIM/QnM	Weightage	Score	Wtd. Score
<b>Criterion I – Curricular Aspects</b>					
<b>1.1</b>	<b>Curriculum Design and Development</b>				
1.1.1	Curricula developed/adopted having Learning Outcomes including Programme Outcomes (Pos), Programme specific outcomes (PSOs) and Course Outcomes (COs) for all the UG, PG and M.Phil programmes offered by the Department and mapped them with syllabus properly.	QIM	20	4	80
1.1.2	List of Programmes where syllabus revision was carried out during 2020 - 2021	QnM	20	3	60
1.1.3	Courses having focus on employability/ entrepreneurship/ skill development during 2020 - 2021	QnM	10	0	0
<b>1.1</b>	<b>Curriculum Design and Development</b>		<b>50</b>	<b>2.8</b>	<b>140</b>
<b>1.2</b>	<b>Academic Flexibility</b>				
1.2.1	New courses introduced of the total number of courses across all programs offered during 2020 - 2021.	QnM	20	0	0
1.2.2	Programs in which Choice Based Credit System (CBCS)/elective course system has been implemented (2020 - 2021)	QnM	20	4	80
<b>1.2</b>	<b>Academic Flexibility</b>		<b>40</b>	<b>2</b>	<b>80</b>
<b>1.3</b>	<b>Curriculum Enrichment</b>				
1.3.1	List of courses whose syllabus integrate Cross cutting Issues related to Gender/ Environment & Sustainability/Human Values & Professional Ethics.	QIM	10	4	40
1.3.2	List of Value-added courses imparting transferable and life skills offered during 2020 - 2021 with details of the students	QnM	10	0	0
1.3.3	(Average Percentage of students enrolled in the courses under 1.3.2 above) List of Value-added courses imparting transferable and life skills offered during 2020 - 2021 with details of the students	QnM	10	0	0

1.3.4	Details of students undertaking field projects / internships (2020 - 2021)	QnM	10	0	0
<b>1.3</b>	<b>Curriculum Enrichment</b>		40	1	40
<b>1.4</b>	<b>Feedback System</b>				
1.4.1	Structured feedback received from: 1) Students, 2) Teachers, 3) Employers, 4) Alumni 5) Parents, for design and review of syllabus - Semester wise /year wise (Weightage: 10 QnM) Options: A. Any 4 of the above B. Any 3 of the above C. Any 2 of the above D. Any 1 of the above E. None of the above	QnM	10	4	40
1.4.2	Feedback processes of the institution may be classified as follows: A) A. Feedback collected, analysed and action taken and report made available on website B) Feedback collected, analysed and action has been taken C) Feedback collected and analysed D) Feedback collected E) Feedback not obtained	QnM	10	4	40
<b>1.4</b>	<b>Feedback System</b>		20	4	80
<b>Criterion I – Curricular Aspects</b>			150	2.27	340
<b>Criterion II – Teaching-Learning and Evaluation</b>					
<b>2.2</b>	<b>Catering to Student Diversity</b>				
2.2.1	The institution assesses the learning levels of the students, after admission and organises special programs for advanced learners and slow learners	QIM	15	3.5	52.5
2.2.2	Student - Full time teacher ratio(current year data)	QnM	15	4	60
<b>2.2</b>	<b>Catering to Student Diversity</b>		30	3.75	112.5
<b>2.3</b>	<b>Teaching - Learning Process</b>				
2.3.1	Student centric methods, such as experiential learning, participative learning and problem solving methodologies are used for enhancing learning experiences	QIM	15	3.5	52.5
2.3.2	Teachers use ICT enabled tools including online resources foreffective teaching and learning process	QIM	15	3.5	52.5
2.3.3	Ratio of students to mentor for academic and stress related issues (current year data)	QnM	10	4	40
2.3.4	Preparation and adherence to Academic Calendar and Teaching plans by the institution	QIM	10	3	30
<b>2.3</b>	<b>Teaching - Learning Process</b>		50	3.5	175

<b>2.4</b>	<b>Teacher Profile and Quality</b>				
2.4.1	Full time teachers against sanctioned posts during 2020 - 2021	QnM	15	0	0
2.4.2	Full time teachers with Ph.D. (/ D.M. / M.Ch. / D.N.B Super speciality / D.Sc. / D.Litt. )during 2020 - 2021	QnM	20	4	80
2.4.3	Teaching experience of full time teachers in same institution number of years (current year data)	QnM	15	4	60
<b>2.4</b>	<b>Teacher Profile and Quality</b>		50	2.8	140
<b>2.6</b>	<b>Student Performance and Learning Outcomes</b>				
2.6.1	i) Provide the web link displaying Programme Outcomes(PO)/Programme Specific Outcomes (PSO) / Course Outcomes (CO) for all programmes offered by the Department.	QIM	20	2	40
2.6.2	Evaluation of attainment of PO, PSO & CO	QIM	10	0	0
2.6.3	Passed out details of final year students	QnM	20	4	80
<b>2.6</b>	<b>Student Performance and Learning Outcomes</b>		50	2.4	120
<b>2.7</b>	<b>Student Satisfaction Survey</b>				
2.7.1	Online student satisfaction survey (SSS) regarding to teaching learning process.	QnM	50	<b>0.4</b>	<b>20</b>
<b>2.7</b>	<b>Student Satisfaction Survey</b>		50	0.4	20
<b>Criterion II – Teaching-Learning and Evaluation</b>			230	2.47	567.5
<b>Criterion III – Research, Innovations and Extension</b>					
<b>3.1</b>	<b>Promotion of Research and Facilities</b>				
3.1.3	Number of teachers awarded national/ international fellowship for advanced studies/ research during 2020 - 2021	QnM	6	0	<b>0</b>
<b>3.1</b>	<b>Promotion of Research and Facilities</b>		6	0	0
<b>3.2</b>	<b>Resource Mobilization for Research</b>				
3.2.1	Grants for research projects sponsored by the government, non-government sources such as industry, corporate houses, international bodies, endowments, Chairs in the institution during 2020 - 2021	QnM	2	0	<b>0</b>
3.2.2	Number of teachers having research projects during the 2020 - 2021	QnM	2	0	<b>0</b>
3.2.3	Teachers recognised as research guides	QnM	3	4	<b>12</b>
3.2.4	Number of research projects per teacher funded by government and non-government agencies during 2020 - 2021	QnM	3	0	<b>0</b>
<b>3.2</b>	<b>Resource Mobilization for Research</b>		10	1.2	12



<b>3.3</b>	<b>Innovation Ecosystem</b>				<b>0.</b>
3.3.1	What are the innovation done by the Department / Club including Incubation Centre and other initiatives for creation and transfer of knowledge?	QIM	5	0	0
3.3.2	Number of workshops/seminars conducted on Research Methodology, Intellectual Property Rights (IPR) and entrepreneurship and skills development Industry-Academia Innovative practices during 2020 - 2021	QnM	5	0	0
<b>3.3</b>	<b>Innovation Ecosystem</b>		10	0	0
<b>3.4</b>	<b>Research Publications and Awards</b>				
3.4.1	The institution has a stated Code of Ethics to check malpractices and plagiarism in Research	QnM	5	0	0
3.4.2	Number of Ph.D.s registered per teacher during 2020 - 2021	QnM	5	0	0
3.4.3	Number of research papers per teacher in the Journals notified on UGC website during 2020 - 2021	QnM	5	4	20
3.4.4	Number of books and chapters in edited volumes / books published, and papers in national/international conference - proceedings per teacher during 2020 - 2021	QnM	5	0	0
3.4.5	Bibliometrics of the publications during 2020 - 2021 based on average citation index in Scopus/ Web of Science or Pub Med/ Indian Citation Index	QnM	5		0
3.4.6	Bibliometrics of the publications during 2020-2021 based on Scopus/ Web of Science – h-index of the Department	QnM	5		0
<b>3.4</b>	<b>Research Publications and Awards</b>		30	0.67	20
<b>3.5</b>	<b>Consultancy</b>				
3.5.1	Revenue generated from consultancy corporate training during 2020 - 2021	QnM	5	0	0
3.5.2	Amount spent on developing facilities, training teachers and staff for undertaking consultancy during 2020 - 2021 (in Lakhs)	QnM	5	0	0
<b>3.5</b>	<b>Consultancy</b>		10	0	0
<b>3.6</b>	<b>Extension Activities</b>				
3.6.1	What are the Extension activities in the neighborhood community in terms of impact and sensitizing students to social issues and holistic development during 2020 - 2021?	QIM	10	0	0

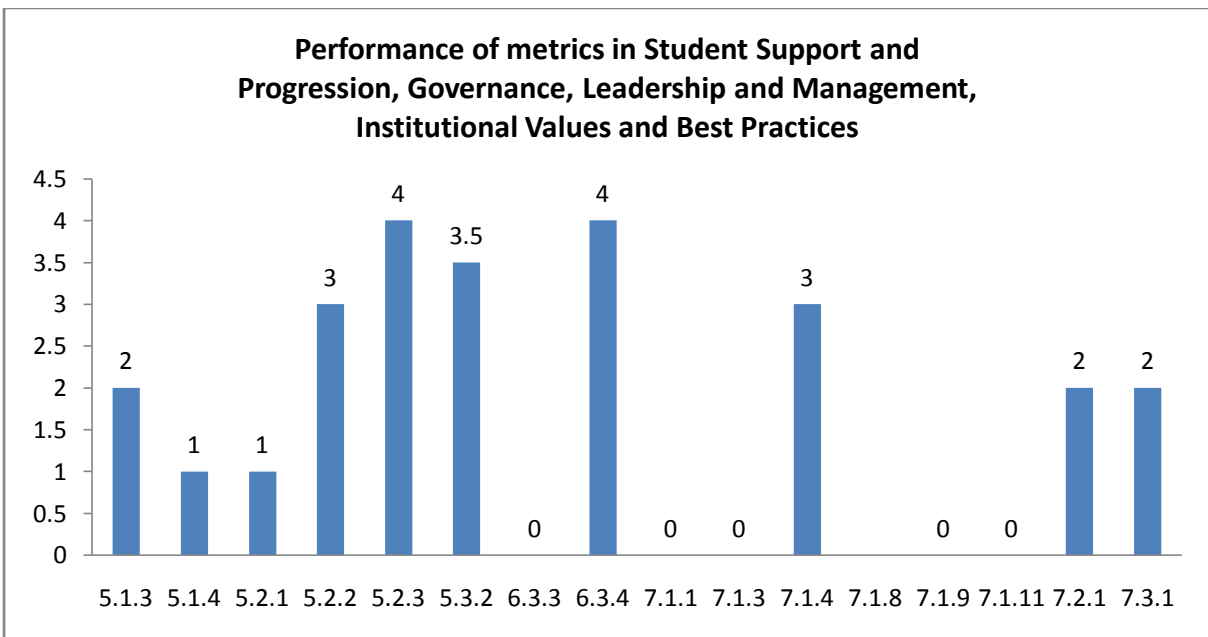
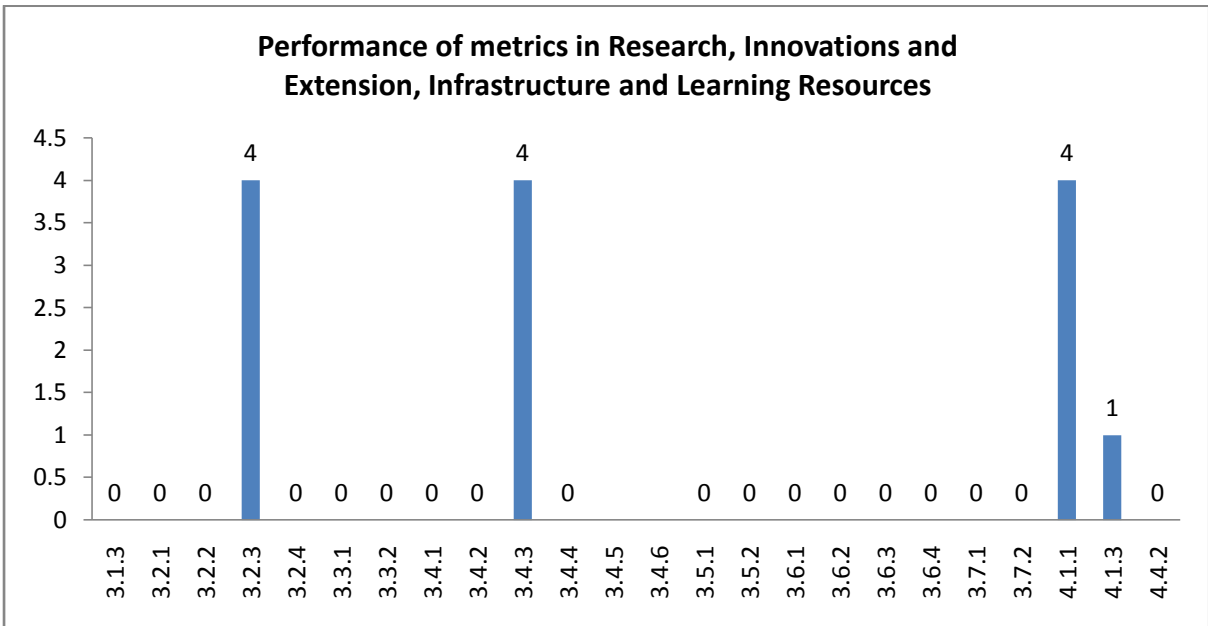
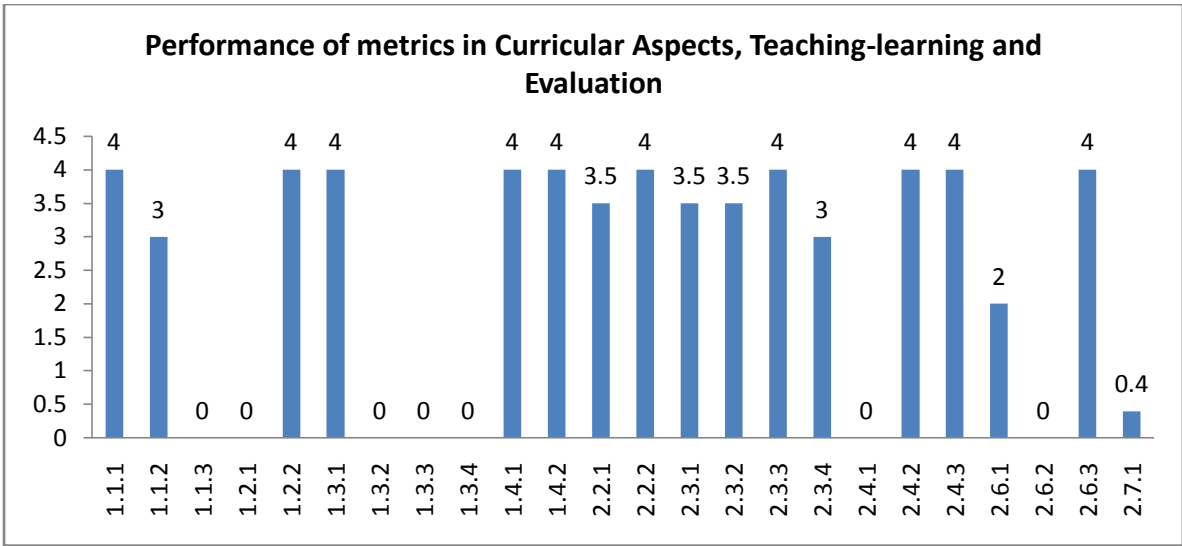
3.6.2	Number of awards and recognition received for extension activities from Government /recognized bodies during 2020 - 2021	QnM	15	0	0
3.6.3	Number of extension and outreach Programmes conducted in collaboration with industry, community and Non- Government Organizations through NSS/NCC/Red cross/YRC etc., during 2020 - 2021	QnM	10	0	0
3.6.4	Students participating in extension activities with Government Organizations, Non-Government Organizations and Programmes such as Swachh Bharat, Aids Awareness, Gender Issue, etc. during 2020 - 2021	QnM	15	0	0
<b>3.6</b>	<b>Extension Activities</b>		<b>50</b>	<b>0</b>	<b>0</b>
<b>3.7</b>	<b>Collaboration</b>				
3.7.1	Number of Collaborative activities for research, faculty exchange, student exchange / internship/ on –the-job training/ project work	QnM	10	0	0
3.7.2	Number of functional MoUs with institutions of national, international importance, other universities, industries, corporate houses etc. during 2020 - 2021	QnM	10	0	0
<b>3.7</b>	<b>Collaboration</b>		<b>20</b>	<b>0</b>	<b>0</b>
<b>Criterion III – Research, Innovations and Extension</b>			<b>136</b>	<b>0.24</b>	<b>32</b>
<b>Criterion IV – Infrastructure and Learning Resources</b>					
<b>4.1</b>	<b>Physical Facilities</b>				
4.1.1	The institution has adequate facilities for teaching – learning, viz., classrooms, laboratories, computing equipment, etc.	QIM	6	4	24
4.1.3	Percentage of classrooms and seminar halls with ICT – enabled facilities such as smart class, LMS, etc.	QnM	10	1	10
<b>4.1</b>	<b>Physical Facilities</b>		<b>16</b>	<b>2.13</b>	<b>34</b>
<b>4.4</b>	<b>Maintenance of Campus Infrastructure</b>				
4.4.2	Provide the Service/Maintenance Record	QIM	10	0	0
<b>4.4</b>	<b>Maintenance of Campus Infrastructure</b>		<b>10</b>	<b>0</b>	<b>0</b>
<b>Criterion IV – Infrastructure and Learning Resources</b>			<b>26</b>	<b>1.31</b>	<b>34</b>

<b>Criterion V - Student Support and Progression</b>					
<b>5.1</b>	<b>Student Support</b>				
5.1.3	Number of capability enhancement and development schemes 1. Soft skills 2. Language and communication skills 3. Life skills (Yoga, physical fitness, health and hygiene) 4. Awareness of trends in technology (Opt one)	QnM	8	2	16
5.1.4	Students benefited by guidance for competitive examinations and career counseling offered by the institution during 2020 - 2021	QnM	6	1	6
<b>5.1</b>	<b>Student Support</b>		<b>14</b>	<b>1.57</b>	<b>22</b>
<b>5.2</b>	<b>Student Progression</b>				
5.2.1	Placement of outgoing students during 2020 - 2021	QnM	10	1	10
5.2.2	Student progression to higher education (previous graduating batch i.e., 2020 - 2021)	QnM	10	3	30
5.2.3	Students qualifying in state/ national/ international level examinations during 2020 - 2021 (eg: NET/ SLET/GATE/GMAT /CAT, GRE/TOFEL/Civil Services/State government examinations)	QnM	10	4	40
<b>5.2</b>	<b>Student Progression</b>		<b>30</b>	<b>2.67</b>	<b>80</b>
<b>5.3</b>	<b>Student Participation and Activities</b>				
5.3.2	Presence of an active Student Council & representation of students on academic & administrative bodies/committees	QIM	10	<b>3.5</b>	<b>35</b>
<b>5.3</b>	<b>Student Participation and Activities</b>		<b>10</b>	<b>3.5</b>	<b>35</b>
<b>Criterion V - Student Support and Progression</b>			<b>54</b>	<b>2.54</b>	<b>137</b>
<b>Criterion VI – Governance, Leadership and Management</b>					
<b>6.3</b>	<b>Faculty Empowerment Strategies</b>				
6.3.3	Number of professional development / administrative training Programmes organized by the Institution for teaching and non teaching staff during 2020 - 2021	QnM	8	0	0
6.3.4	Teachers attending professional development Programmes, viz., Orientation Programme, Refresher Course, Short Term Course, Faculty Development Programmes during 2020 - 2021	QnM	10	4	40
<b>6.3</b>	<b>Faculty Empowerment Strategies</b>		<b>18</b>	<b>2.22</b>	<b>40</b>
<b>Criterion VI – Governance, Leadership and Management</b>			<b>18</b>	<b>2.22</b>	<b>40</b>

Criterion VII – Institutional Values and Best Practices					
<b>7.1</b>	<b>Institutional Values and Social Responsibilities</b>				
7.1.1	Number of gender equity promotion Programmes organized by the department/club/cell/ unit during 2020 - 2021	QIM	5	0	0
7.1.3	Waste Management steps including: a) Solid waste management b) Liquid waste management c) Biomedical waste management d) E-waste management e) Waste recycling system f) Hazardous chemicals and radioactive waste management	QIM	4	0	0
7.1.4	Rain water harvesting structures and utilization : 1. Rain water harvesting 2. Borewell /Open well recharge 3. Construction of tanks and bunds 4. Waste water recycling 5. Maintenance of water bodies and distribution system in the campus	QnM	4	3	12
7.1.8	Institutional efforts/initiatives in providing an inclusive environment i.e., tolerance and harmony towards cultural, regional, linguistic, communal socioeconomic and other diversities	QIM	5		0
7.1.9	Sensitization of students and employees of the Institution to the constitutional obligations: values, rights, duties and responsibilities of citizens	QIM	4	0	0
7.1.11	Institution celebrates / organizes national and international commemorative days, events and festivals	QIM	5	0	0
<b>7.1</b>	<b>Institutional Values and Social Responsibilities</b>		27	0.44	12
<b>7.2</b>	<b>Best Practices</b>				
7.2.1	Describe any one best practice followed by the Department / Cell / Body / Committee / Club/Unit	QIM	30	2	60
<b>7.2</b>	<b>Best Practices</b>		30	2	60
<b>7.3</b>	<b>Institutional Distinctiveness</b>				
7.3.1	Describe/Explain the performance the Department in one area distinctive to its Vision, Priority & Thrust	QIM	20	2	40
<b>7.3</b>	<b>Institutional Distinctiveness</b>		20	2	40
<b>Criterion VII – Institutional Values and Best Practices</b>			77	1.45	112

	<b>Criteria-wise Assessment</b>		<b>Weightage (W)</b>	<b>Score</b>	<b>Wtd Grade Point (WGP)</b>
1	Curricular Aspects		150.00	2.27	340.00
2	Teaching, Learning & Evaluation		230.00	2.47	567.50
3	Research, Innovation & Extension		136.00	0.24	32.00
4	Infrastructure & Learning resources		26.00	1.31	34.00
5	Student Support & Progression		54.00	2.54	137.00
6	Governance, Leadership & Management		18.00	2.22	40.00
7	Institutional values & Best Practices		77.00	1.45	112.00
	<b>Overall:-</b>		<b>691.00</b>	<b>1.83</b>	<b>1262.50</b>





## Department : Physics

### Academic and Administrative Audit - 2020-2021

#### Strengths and Weaknesses

##### Strengths :

- Feedback System
- Catering to Student Diversity
- Teaching - Learning Process
- Student Participation and Activities

##### Weaknesses :

- Curriculum Design and Development
- Teacher Profile and Quality
- Student Progression
- Student Performance and Learning Outcomes
- Faculty Empowerment Strategies
- Physical Facilities
- Academic Flexibility
- Best Practices
- Institutional Distinctiveness
- Student Support
- Resource Mobilization for Research
- Curriculum Enrichment
- Research Publications and Awards
- Institutional Values and Social Responsibilities
- Student Satisfaction Survey
- Promotion of Research and Facilities
- Innovation Ecosystem
- Consultancy
- Extension Activities
- Collaboration
- Maintenance of Campus Infrastructure



**Scott Christian College (Autonomous)**  
Nagercoil – 629 003, Tamil Nadu, India

**INTERNAL QUALITY ASSURANCE CELL**



# **ACADEMIC & ADMINISTRATIVE AUDIT 2020-2021**

**DEPARTMENT OF ZOOLOGY**

**GRADE**



**C**

**Score : 1.82/4**



Department : Zoology

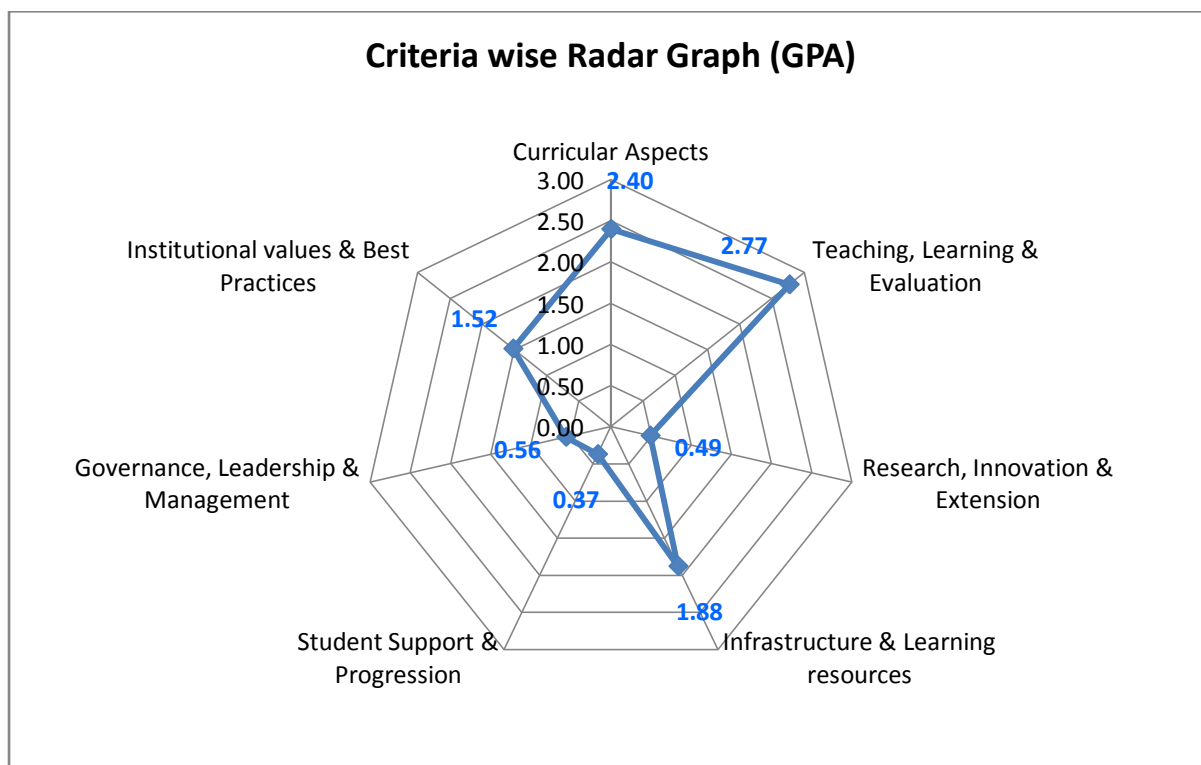
Academic and Administrative Audit - 2020-2021

No	Criteria	Weightage (W1)	Criterion-wise Weighted Grade Point (CrWGP1)	Grade Point Averages (CrWGP <sub>i</sub> /W <sub>i</sub> )
1	Curricular Aspects	150.00	360.00	2.40
2	Teaching, Learning & Evaluation	230.00	637.50	2.77
3	Research, Innovation & Extension	136.00	66.00	0.49
4	Infrastructure & Learning resources	26.00	49.00	1.88
5	Student Support & Progression	54.00	20.00	0.37
6	Governance, Leadership & Management	18.00	10.00	0.56
7	Institutional values & Best Practices	77.00	117.00	1.52
	<b>Total</b>	<b>691.00</b>	<b>1259.50</b>	<b>1.82</b>
			<b>CGPA : 1.82</b>	

Dean IQAC

Principal

## Department : Zoology



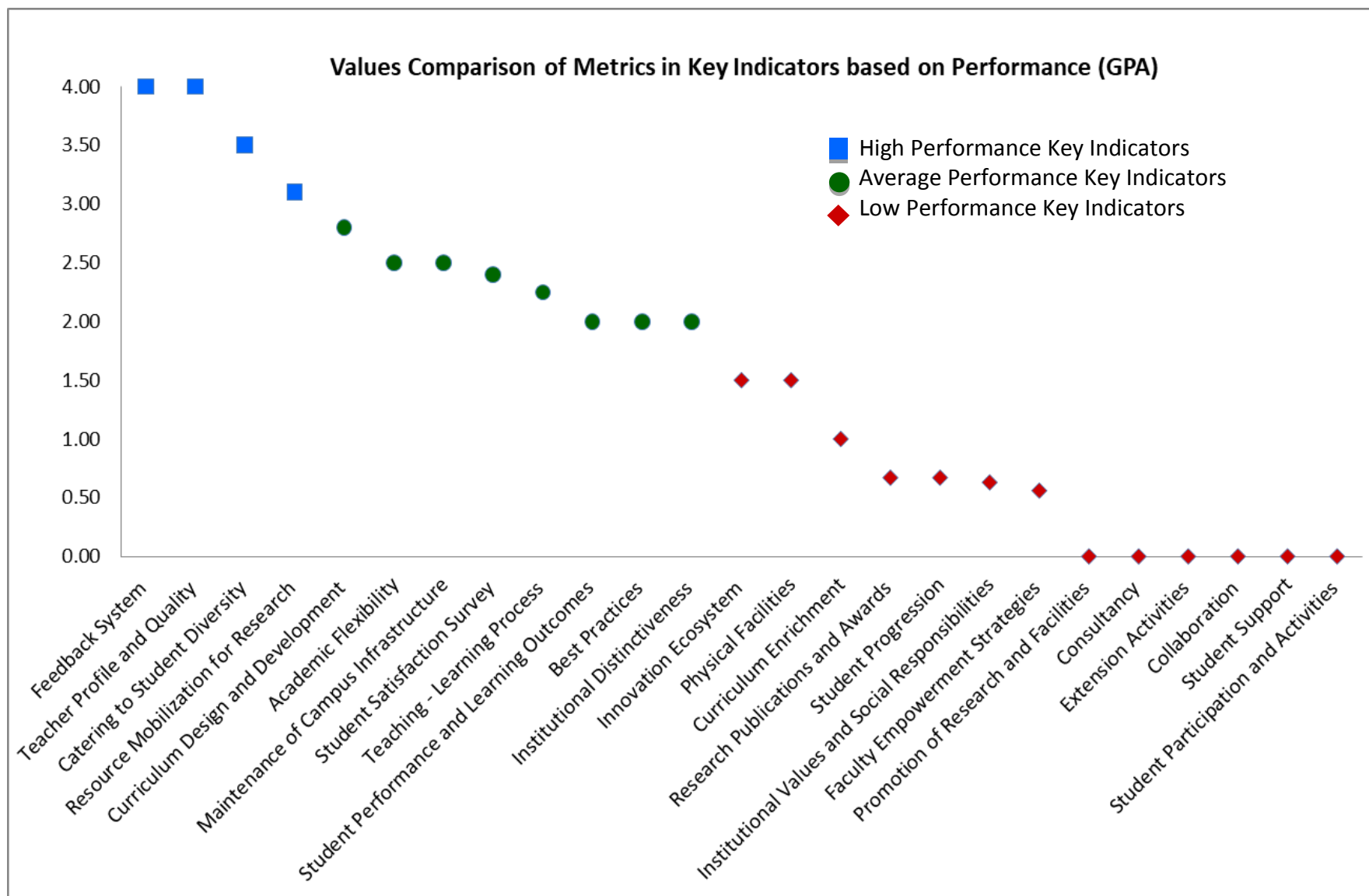
**Department : Zoology**

**Academic and Administrative Audit - 2020-2021**

No	Criteria and Key Indicators	Key Indicator Weightage (W <sub>i</sub> )	Key Indicator Wise Weighted Grade Points (KIWGP) <sub>i</sub>	Grade Point Averages (CrWGPI/W <sub>i</sub> )
<b>Criterion I – Curricular Aspects</b>				
1.1	Curriculum Design and Development	50	140.00	2.80
1.2	Academic Flexibility	40	100.00	2.50
1.3	Curriculum Enrichment	40	40.00	1.00
1.4	Feedback System	20	80.00	4.00
	<b>Total</b>	<b>150</b>	<b>360.00</b>	<b>2.40</b>
<b>Criterion II – Teaching-Learning and Evaluation</b>				
2.2	Catering to Student Diversity	30	105.00	3.50
2.3	Teaching - Learning Process	50	112.50	2.25
2.4	Teacher Profile and Quality	50	200.00	4.00
2.6	Student Performance and Learning Outcomes	50	100.00	2.00
2.7	Student Satisfaction Survey	50	120.00	2.40
	<b>Total</b>	<b>230</b>	<b>637.50</b>	<b>2.77</b>
<b>Criterion III – Research, Innovations and Extension</b>				
3.1	Promotion of Research and Facilities	6	0.00	0.00
3.2	Resource Mobilization for Research	10	31.00	3.10
3.3	Innovation Ecosystem	10	15.00	1.50
3.4	Research Publications and Awards	30	20.00	0.67
3.5	Consultancy	10	0.00	0.00
3.6	Extension Activities	50	0.00	0.00
3.7	Collaboration	20	0.00	0.00
	<b>Total</b>	<b>136</b>	<b>66.00</b>	<b>0.49</b>
<b>Criterion IV – Infrastructure and Learning Resources</b>				
4.1	Physical Facilities	16	24.00	1.50
4.4	Maintenance of Campus Infrastructure	10	25.00	2.50
	<b>Total</b>	<b>26</b>	<b>49.00</b>	<b>1.88</b>

Criterion V - Student Support and Progression				
5.1	Student Support	14	0.00	0.00
5.2	Student Progression	30	20.00	0.67
5.3	Student Participation and Activities	10	0.00	0.00
	<b>Total</b>	<b>54</b>	<b>20.00</b>	<b>0.37</b>
Criterion VI – Governance, Leadership and Management				
6.3	Faculty Empowerment Strategies	18	10.00	0.56
	<b>Total</b>	<b>18</b>	<b>10.00</b>	<b>0.56</b>
Criterion VII – Institutional Values and Best Practices				
7.1	Institutional Values and Social Responsibilities	27	17.00	0.63
7.2	Best Practices	30	60.00	2.00
7.3	Institutional Distinctiveness	20	40.00	2.00
	<b>Total</b>	<b>77</b>	<b>117.00</b>	<b>1.52</b>
	<b>Grand Total</b>	<b>691</b>	<b>1259.50</b>	<b>1.82</b>







## Scott Christian College (Autonomous), Nagercoil



AAA 2020 - 2021 - Assessment Sheet

Department of Zoology

### Qualitative & Quantitative Metrics

Metric	Parameter	QIM/ QnM	Weight age	Score	Wtd. Score
<b>Criterion I – Curricular Aspects</b>					
<b>1.1</b>	<b>Curriculum Design and Development</b>				
1.1.1	Curricula developed/adopted having Learning Outcomes including Programme Outcomes (Pos), Programme specific outcomes (PSOs) and Course Outcomes (COs) for all the UG, PG and M.Phil programmes offered by the Department and mapped them with syllabus properly.	QIM	20	4	80
1.1.2	List of Programmes where syllabus revision was carried out during 2020 - 2021	QnM	20	3	60
1.1.3	Courses having focus on employability/ entrepreneurship/ skill development during 2020 - 2021	QnM	10	0	0
<b>1.1</b>	<b>Curriculum Design and Development</b>		<b>50</b>	<b>2.8</b>	<b>140</b>
<b>1.2</b>	<b>Academic Flexibility</b>				
1.2.1	New courses introduced of the total number of courses across all programs offered during 2020 - 2021.	QnM	20	1	20
1.2.2	Programs in which Choice Based Credit System (CBCS)/elective course system has been implemented (2020 - 2021)	QnM	20	4	80
<b>1.2</b>	<b>Academic Flexibility</b>		<b>40</b>	<b>2.5</b>	<b>100</b>
<b>1.3</b>	<b>Curriculum Enrichment</b>				
1.3.1	List of courses whose syllabus integrate Cross cutting Issues related to Gender/ Environment & Sustainability/Human Values & Professional Ethics.	QIM	10	4	40
1.3.2	List of Value-added courses imparting transferable and life skills offered during 2020 - 2021 with details of the students	QnM	10	0	0

1.3.3	(Average Percentage of students enrolled in the courses under 1.3.2 above) List of Value-added courses imparting transferable and life skills offered during 2020 - 2021 with details of the students	QnM	10	0	0
1.3.4	Details of students undertaking field projects / internships (2020 - 2021)	QnM	10	0	0
<b>1.3</b>	<b>Curriculum Enrichment</b>		<b>40</b>	<b>1</b>	<b>40</b>
<b>1.4</b>	<b>Feedback System</b>				
1.4.1	Structured feedback received from: 1) Students, 2) Teachers, 3) Employers, 4) Alumni 5) Parents, for design and review of syllabus - Semester wise /year wise (Weightage: 10 QnM) Options: A. Any 4 of the above B. Any 3 of the above C. Any 2 of the above D. Any 1 of the above E. None of the above	QnM	10	4	40
1.4.2	Feedback processes of the institution may be classified as follows: A) A. Feedback collected, analysed and action taken and report made available on website B) Feedback collected, analysed and action has been taken C) Feedback collected and analysed D) Feedback collected E) Feedback not obtained	QnM	10	4	40
<b>1.4</b>	<b>Feedback System</b>		<b>20</b>	<b>4</b>	<b>80</b>
<b>Criterion I – Curricular Aspects</b>			<b>150</b>	<b>2.4</b>	<b>360</b>
<b>Criterion II – Teaching-Learning and Evaluation</b>					
<b>2.2</b>	<b>Catering to Student Diversity</b>				
2.2.1	The institution assesses the learning levels of the students, after admission and organises special programs for advanced learners and slow learners	QIM	15	<b>3</b>	45
2.2.2	Student - Full time teacher ratio(current year data)	QnM	15	4	60
<b>2.2</b>	<b>Catering to Student Diversity</b>		<b>30</b>	<b>3.5</b>	<b>105</b>
<b>2.3</b>	<b>Teaching - Learning Process</b>				
2.3.1	Student centric methods, such as experiential learning, participative learning and problem solving methodologies are used for enhancing learning experiences	QIM	15	0	0

2.3.2	Teachers use ICT enabled tools including online resources for effective teaching and learning process	QIM	15	3.5	52.5
2.3.3	Ratio of students to mentor for academic and stress related issues (current year data)	QnM	10	4	40
2.3.4	Preparation and adherence to Academic Calendar and Teaching plans by the institution	QIM	10	2	20
<b>2.3</b>	<b>Teaching - Learning Process</b>		<b>50</b>	<b>2.25</b>	<b>112.5</b>
<b>2.4</b>	<b>Teacher Profile and Quality</b>				
2.4.1	Full time teachers against sanctioned posts during 2020 - 2021	QnM	15	4	60
2.4.2	Full time teachers with Ph.D. (/ D.M. / M.Ch. / D.N.B Super speciality / D.Sc. / D.Litt. )during 2020 - 2021	QnM	20	4	80
2.4.3	Teaching experience of full time teachers in same institution number of years (current year data)	QnM	15	4	60
<b>2.4</b>	<b>Teacher Profile and Quality</b>		<b>50</b>	<b>4</b>	<b>200</b>
<b>2.6</b>	<b>Student Performance and Learning Outcomes</b>				
2.6.1	i) Provide the web link displaying Programme Outcomes(PO)/Programme Specific Outcomes (PSO) / Course Outcomes (CO) for all programmes offered by the Department.	QIM	20	2	40
2.6.2	Evaluation of attainment of PO, PSO & CO	QIM	10	0	0
2.6.3	Passed out details of final year students	QnM	20	3	60
<b>2.6</b>	<b>Student Performance and Learning Outcomes</b>		<b>50</b>	<b>2</b>	<b>100</b>
<b>2.7</b>	<b>Student Satisfaction Survey</b>				
2.7.1	Online student satisfaction survey (SSS) regarding to teaching learning process.	QnM	50	<b>2.4</b>	<b>120</b>
<b>2.7</b>	<b>Student Satisfaction Survey</b>		<b>50</b>	<b>2.4</b>	<b>120</b>
<b>Criterion II – Teaching-Learning and Evaluation</b>			<b>230</b>	<b>2.77</b>	<b>637.5</b>
<b>Criterion III – Research, Innovations and Extension</b>					
<b>3.1</b>	<b>Promotion of Research and Facilities</b>				
3.1.3	Number of teachers awarded national/ international fellowship for advanced studies/ research during 2020 - 2021	QnM	6	0	<b>0</b>
<b>3.1</b>	<b>Promotion of Research and Facilities</b>		<b>6</b>	<b>0</b>	<b>0</b>



<b>3.2</b>	<b>Resource Mobilization for Research</b>				
3.2.1	Grants for research projects sponsored by the government, non-government sources such as industry, corporate houses, international bodies, endowments, Chairs in the institution during 2020 - 2021	QnM	2	4	<b>8</b>
3.2.2	Number of teachers having research projects during the 2020 - 2021	QnM	2	4	<b>8</b>
3.2.3	Teachers recognised as research guides	QnM	3	4	<b>12</b>
3.2.4	Number of research projects per teacher funded by government and non-government agencies during 2020 - 2021	QnM	3	1	<b>3</b>
<b>3.2</b>	<b>Resource Mobilization for Research</b>		10	3.1	31
<b>3.3</b>	<b>Innovation Ecosystem</b>				
3.3.1	What are the innovation done by the Department / Club including Incubation Centre and other initiatives for creation and transfer of knowledge?	QIM	5	3	<b>15</b>
3.3.2	Number of workshops/seminars conducted on Research Methodology, Intellectual Property Rights (IPR) and entrepreneurship and skills development Industry-Academia Innovative practices during 2020 - 2021	QnM	5	0	<b>0</b>
<b>3.3</b>	<b>Innovation Ecosystem</b>		10	1.5	15
<b>3.4</b>	<b>Research Publications and Awards</b>				
3.4.1	The institution has a stated Code of Ethics to check malpractices and plagiarism in Research	QnM	5	0	0
3.4.2	Number of Ph.D.s registered per teacher during 2020 - 2021	QnM	5	0	0
3.4.3	Number of research papers per teacher in the Journals notified on UGC website during 2020 - 2021	QnM	5	4	20
3.4.4	Number of books and chapters in edited volumes / books published, and papers in national/international conference - proceedings per teacher during 2020 - 2021	QnM	5	0	0
3.4.5	Bibliometrics of the publications during 2020 - 2021 based on average citation index in Scopus/ Web of Science or Pub Med/ Indian Citation Index	QnM	5		0

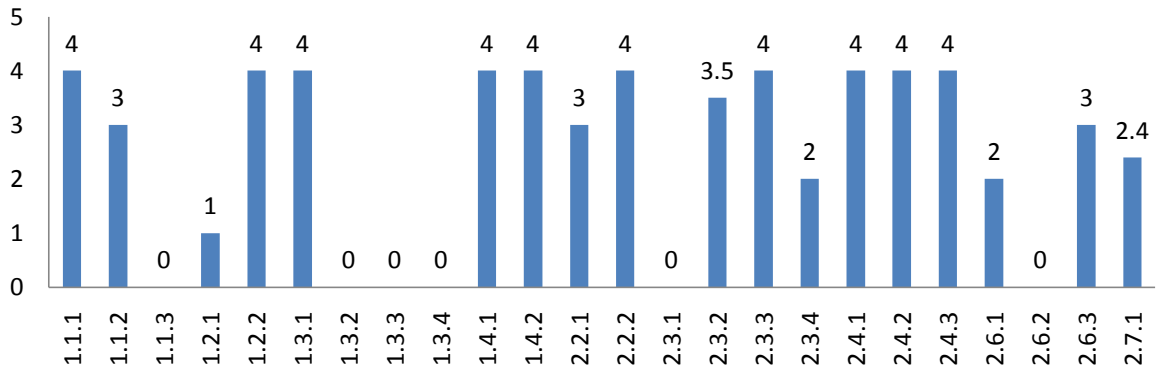
3.4.6	Bibliometrics of the publications during 2020-2021 based on Scopus/ Web of Science – h-index of the Department	QnM	5		0
<b>3.4</b>	<b>Research Publications and Awards</b>		30	0.67	20
<b>3.5</b>	<b>Consultancy</b>				
3.5.1	Revenue generated from consultancy corporate training during 2020 - 2021	QnM	5	0	0
3.5.2	Amount spent on developing facilities, training teachers and staff for undertaking consultancy during 2020 - 2021 (in Lakhs)	QnM	5	0	0
<b>3.5</b>	<b>Consultancy</b>		10	0	0
<b>3.6</b>	<b>Extension Activities</b>				
3.6.1	What are the Extension activities in the neighborhood community in terms of impact and sensitizing students to social issues and holistic development during 2020 - 2021?	QIM	10	0	0
3.6.2	Number of awards and recognition received for extension activities from Government /recognized bodies during 2020 - 2021	QnM	15	0	0
3.6.3	Number of extension and outreach Programmes conducted in collaboration with industry, community and Non- Government Organizations through NSS/NCC/Red cross/YRC etc., during 2020 - 2021	QnM	10	0	0
3.6.4	Students participating in extension activities with Government Organizations, Non-Government Organizations and Programmes such as Swachh Bharat, Aids Awareness, Gender Issue, etc. during 2020 - 2021	QnM	15	0	0
<b>3.6</b>	<b>Extension Activities</b>		50	0	0
<b>3.7</b>	<b>Collaboration</b>				
3.7.1	Number of Collaborative activities for research, faculty exchange, student exchange / internship/ on –the-job training/ project work	QnM	10	0	0
3.7.2	Number of functional MoUs with institutions of national, international importance, other universities, industries, corporate houses etc. during 2020 - 2021	QnM	10	0	0
<b>3.7</b>	<b>Collaboration</b>		20	0	0
<b>Criterion III – Research, Innovations and Extension</b>			136	0.49	66

<b>Criterion IV – Infrastructure and Learning Resources</b>					
<b>4.1</b>	<b>Physical Facilities</b>				
4.1.1	The institution has adequate facilities for teaching – learning, viz., classrooms, laboratories, computing equipment, etc.	QIM	6	4	24
4.1.3	Percentage of classrooms and seminar halls with ICT – enabled facilities such as smart class, LMS, etc.	QnM	10	0	0
<b>4.1</b>	<b>Physical Facilities</b>		16	1.5	24
<b>4.4</b>	<b>Maintenance of Campus Infrastructure</b>				
4.4.2	Provide the Service/Maintenance Record	QIM	10	2.5	25
<b>4.4</b>	<b>Maintenance of Campus Infrastructure</b>		10	2.5	25
<b>Criterion IV – Infrastructure and Learning Resources</b>			26	1.88	49
<b>Criterion V - Student Support and Progression</b>					
<b>5.1</b>	<b>Student Support</b>				
5.1.3	Number of capability enhancement and development schemes 1. Soft skills 2. Language and communication skills 3. Life skills (Yoga, physical fitness, health and hygiene) 4. Awareness of trends in technology (Opt one)	QnM	8	0	0
5.1.4	Students benefited by guidance for competitive examinations and career counseling offered by the institution during 2020 - 2021	QnM	6	0	0
<b>5.1</b>	<b>Student Support</b>		14	0	0
<b>5.2</b>	<b>Student Progression</b>				
5.2.1	Placement of outgoing students during 2020 - 2021	QnM	10	0	0
5.2.2	Student progression to higher education (previous graduating batch i.e., 2020 - 2021)	QnM	10	2	20
5.2.3	Students qualifying in state/ national/ international level examinations during 2020 - 2021 (eg: NET/ SLET/GATE/GMAT /CAT, GRE/TOFEL/Civil Services/State government examinations)	QnM	10	0	0
<b>5.2</b>	<b>Student Progression</b>		30	0.67	20
<b>5.3</b>	<b>Student Participation and Activities</b>				
5.3.2	Presence of an active Student Council & representation of students on academic & administrative bodies/committees	QIM	10	0	0
<b>5.3</b>	<b>Student Participation and Activities</b>		10	0	0
<b>Criterion V - Student Support and Progression</b>			54	0.37	20

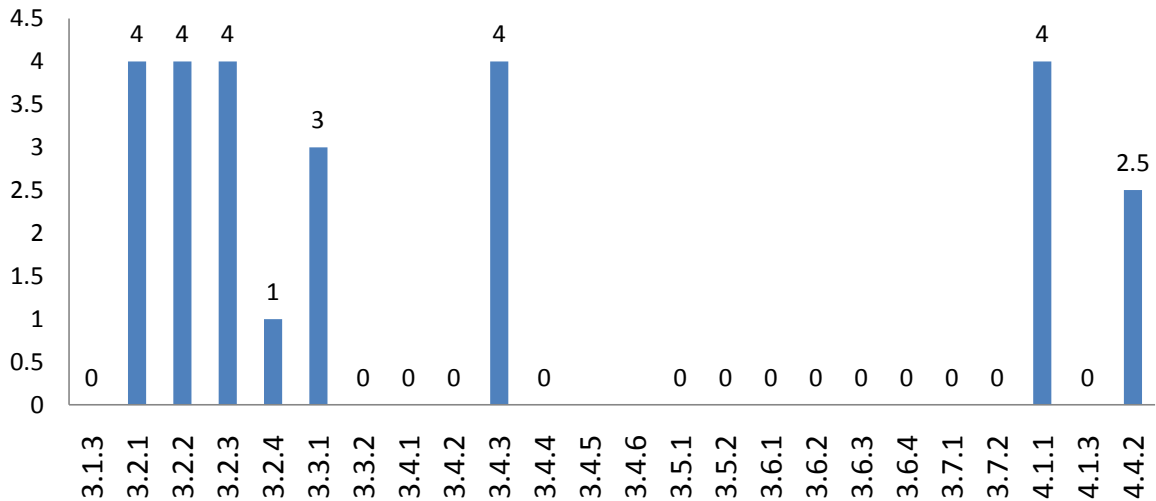
<b>Criterion VI – Governance, Leadership and Management</b>					
<b>6.3</b>	<b>Faculty Empowerment Strategies</b>				
6.3.3	Number of professional development / administrative training Programmes organized by the Institution for teaching and non teaching staff during 2020 - 2021	QnM	8	0	0
6.3.4	Teachers attending professional development Programmes, viz., Orientation Programme, Refresher Course, Short Term Course, Faculty Development Programmes during 2020 - 2021	QnM	10	1	10
<b>6.3</b>	<b>Faculty Empowerment Strategies</b>		<b>18</b>	<b>0.56</b>	<b>10</b>
<b>Criterion VI – Governance, Leadership and Management</b>					
<b>Criterion VII – Institutional Values and Best Practices</b>					
<b>7.1</b>	<b>Institutional Values and Social Responsibilities</b>				
7.1.1	Number of gender equity promotion Programmes organized by the department/club/cell/ unit during 2020 - 2021	QIM	5	0	0
7.1.3	Waste Management steps including: a) Solid waste management b) Liquid waste management c) Biomedical waste management d) E-waste management e) Waste recycling system f) Hazardous chemicals and radioactive waste management	QIM	4	0	0
7.1.4	Rain water harvesting structures and utilization : 1. Rain water harvesting 2. Borewell /Open well recharge 3. Construction of tanks and bunds 4. Waste water recycling 5. Maintenance of water bodies and distribution system in the campus	QnM	4	3	12
7.1.8	Institutional efforts/initiatives in providing an inclusive environment i.e., tolerance and harmony towards cultural, regional, linguistic, communal socioeconomic and other diversities	QIM	5	0	0
7.1.9	Sensitization of students and employees of the Institution to the constitutional obligations: values, rights, duties and responsibilities of citizens	QIM	4	0	0
7.1.11	Institution celebrates / organizes national and international commemorative days, events and festivals	QIM	5	1	5
<b>7.1</b>	<b>Institutional Values and Social Responsibilities</b>		<b>27</b>	<b>0.63</b>	<b>17</b>

<b>7.2</b>	<b>Best Practices</b>				
7.2.1	Describe any one best practice followed by the Department / Cell / Body / Committee / Club/Unit	QIM	30	2	60
<b>7.2</b>	<b>Best Practices</b>		30	2	60
<b>7.3</b>	<b>Institutional Distinctiveness</b>				
7.3.1	Describe/Explain the performance the Department in one area distinctive to its Vision, Priority & Thrust	QIM	20	2	40
<b>7.3</b>	<b>Institutional Distinctiveness</b>		20	2	40
<b>Criterion VII – Institutional Values and Best Practices</b>			77	1.52	117
	<b>Criteria-wise Assessment</b>		<b>Weight age (W)</b>	<b>Score</b>	<b>Wtd Grade Point (WGP)</b>
1	Curricular Aspects		150.00	2.40	360.00
2	Teaching, Learning & Evaluation		230.00	2.77	637.50
3	Research, Innovation & Extension		136.00	0.49	66.00
4	Infrastructure & Learning resources		26.00	1.88	49.00
5	Student Support & Progression		54.00	0.37	20.00
6	Governance, Leadership & Management		18.00	0.56	10.00
7	Institutional values & Best Practices		77.00	1.52	117.00
	<b>Overall:-</b>		691.00	1.82	1259.50

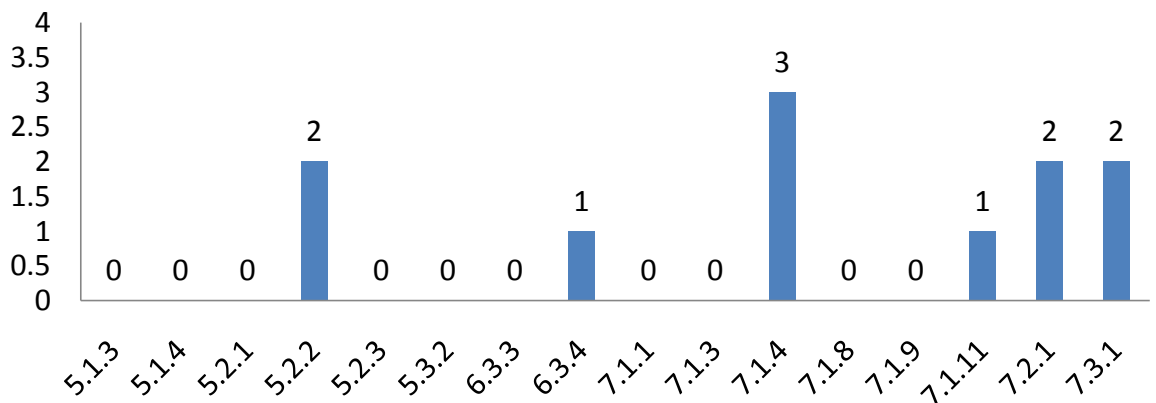
### Performance of metrics in Curricular Aspects, Teaching-learning and Evaluation



### Performance of metrics in Research, Innovations and Extension, Infrastructure and Learning Resources



### Performance of metrics in Student Support and Progression, Governance, Leadership and Management, Institutional Values and Best Practices



## Department : Zoology

### Academic and Administrative Audit - 2020-2021

#### Strengths and Weaknesses

##### **Strengths :**

- Feedback System
- Teacher Profile and Quality
- Catering to Student Diversity
- Resource Mobilization for Research

##### **Weaknesses :**

- Curriculum Design and Development
- Academic Flexibility
- Maintenance of Campus Infrastructure
- Student Satisfaction Survey
- Teaching - Learning Process
- Student Performance and Learning Outcomes
- Best Practices
- Institutional Distinctiveness
- Innovation Ecosystem
- Physical Facilities
- Curriculum Enrichment
- Research Publications and Awards
- Student Progression
- Institutional Values and Social Responsibilities
- Faculty Empowerment Strategies
- Promotion of Research and Facilities
- Consultancy
- Extension Activities
- Collaboration
- Student Support
- Student Participation and Activities





**Scott Christian College (Autonomous)**  
Nagercoil – 629 003, Tamil Nadu, India

**INTERNAL QUALITY ASSURANCE CELL**



# **ACADEMIC & ADMINISTRATIVE AUDIT 2020-2021**

## **DEPARTMENT OF ECONOMICS**

**GRADE**

**C**

**Score : 1.83/4**



Department : Economics

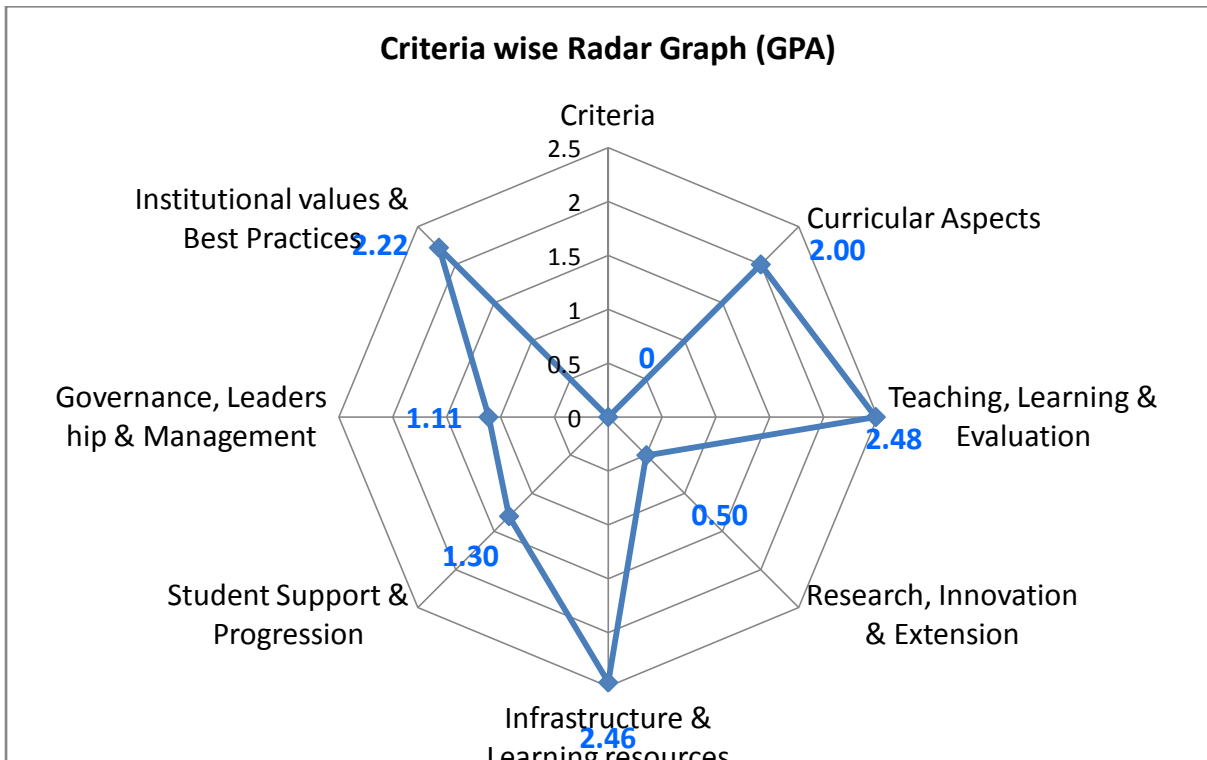
Academic and Administrative Audit - 2020-2021

No	Criteria	Weightage (W1)	Criterion-wise Weighted Grade Point (CrWGP1)	Grade Point Averages (CrWGP <sub>i</sub> /W <sub>i</sub> )
1	Curricular Aspects	150.00	300.00	2.00
2	Teaching, Learning & Evaluation	230.00	570.00	2.48
3	Research, Innovation & Extension	136.00	68.00	0.50
4	Infrastructure & Learning resources	26.00	64.00	2.46
5	Student Support & Progression	54.00	70.00	1.30
6	Governance, Leadership & Management	18.00	20.00	1.11
7	Institutional values & Best Practices	77.00	171.00	2.22
	<b>Total</b>	<b>691.00</b>	<b>1263.00</b>	<b>1.83</b>
		<b>CGPA : 1.83</b>		

Dean IQAC

Principal

Department : Economics

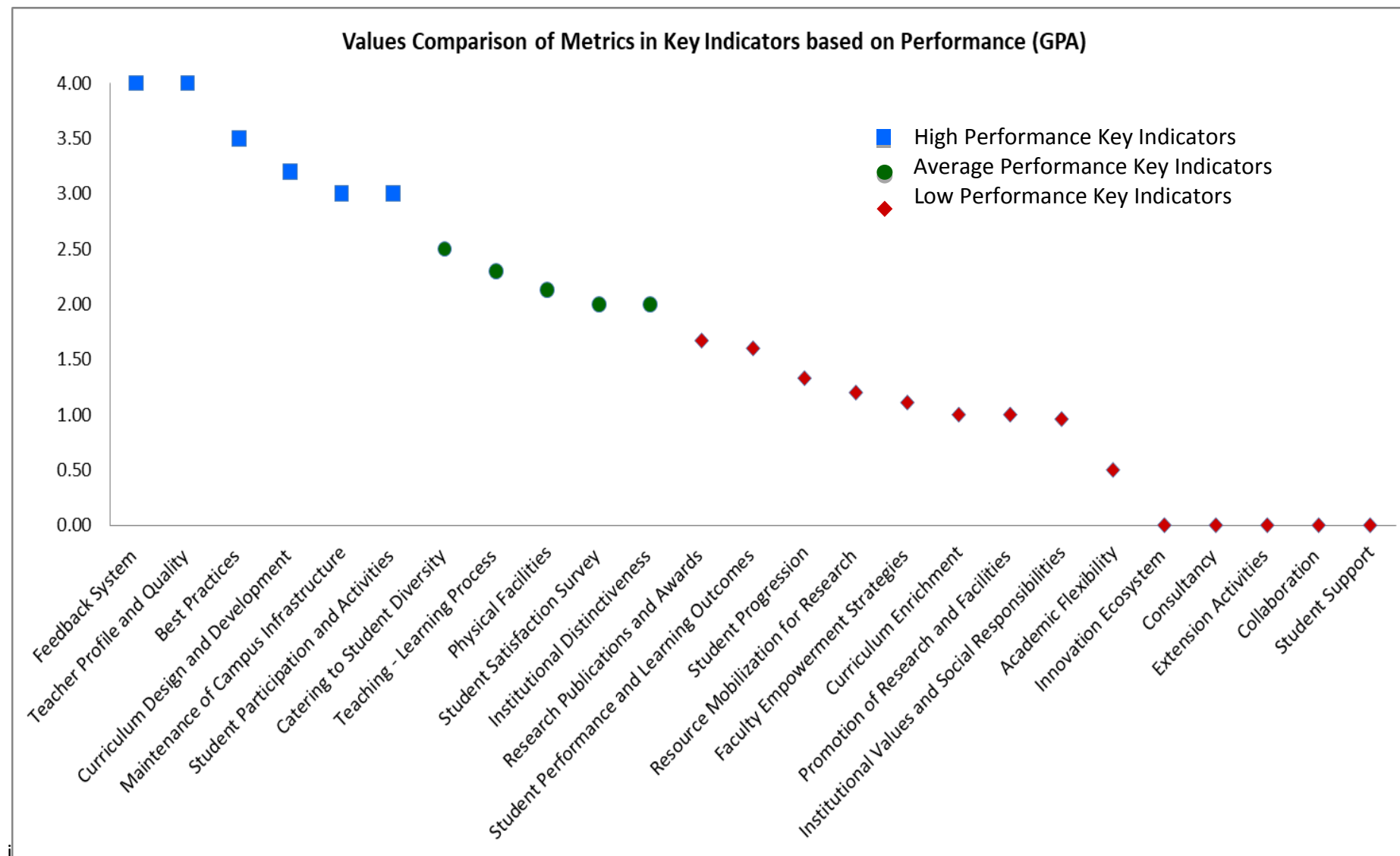


Department : Economics

Academic and Administrative Audit - 2020-2021

No	Criteria and Key Indicators	Key Indicator Weightage ( $W_i$ )	Key Indicator Wise Weighted Grade Points (KIWGP) <sub>i</sub>	Grade Point Averages (CrWGPI/ $W_i$ )
<b>Criterion I – Curricular Aspects</b>				
1.1	Curriculum Design and Development	50	160.00	3.20
1.2	Academic Flexibility	40	20.00	0.50
1.3	Curriculum Enrichment	40	40.00	1.00
1.4	Feedback System	20	80.00	4.00
	<b>Total</b>	<b>150</b>	<b>300.00</b>	<b>2.00</b>
<b>Criterion II – Teaching-Learning and Evaluation</b>				
2.2	Catering to Student Diversity	30	75.00	2.50
2.3	Teaching - Learning Process	50	115.00	2.30
2.4	Teacher Profile and Quality	50	200.00	4.00
2.6	Student Performance and Learning Outcomes	50	80.00	1.60
2.7	Student Satisfaction Survey	50	100.00	2.00
	<b>Total</b>	<b>230</b>	<b>570.00</b>	<b>2.48</b>
<b>Criterion III – Research, Innovations and Extension</b>				
3.1	Promotion of Research and Facilities	6	6.00	1.00
3.2	Resource Mobilization for Research	10	12.00	1.20
3.3	Innovation Ecosystem	10	0.00	0.00
3.4	Research Publications and Awards	30	50.00	1.67

3.5	Consultancy	10	0.00	0.00
3.6	Extension Activities	50	0.00	0.00
3.7	Collaboration	20	0.00	0.00
	<b>Total</b>	<b>136</b>	<b>68.00</b>	<b>0.50</b>
<b>Criterion IV – Infrastructure and Learning Resources</b>				
4.1	Physical Facilities	16	34.00	2.13
4.4	Maintenance of Campus Infrastructure	10	30.00	3.00
	<b>Total</b>	<b>26</b>	<b>64.00</b>	<b>2.46</b>
<b>Criterion V - Student Support and Progression</b>				
5.1	Student Support	14	0.00	0.00
5.2	Student Progression	30	40.00	1.33
5.3	Student Participation and Activities	10	30.00	3.00
	<b>Total</b>	<b>54</b>	<b>70.00</b>	<b>1.30</b>
<b>Criterion VI – Governance, Leadership and Management</b>				
6.3	Faculty Empowerment Strategies	18	20.00	1.11
	<b>Total</b>	<b>18</b>	<b>20.00</b>	<b>1.11</b>
<b>Criterion VII – Institutional Values and Best Practices</b>				
7.1	Institutional Values and Social Responsibilities	27	26.00	0.96
7.2	Best Practices	30	105.00	3.50
7.3	Institutional Distinctiveness	20	40.00	2.00
	<b>Total</b>	<b>77</b>	<b>171.00</b>	<b>2.22</b>
	<b>Grand Total</b>	<b>691</b>	<b>1263.00</b>	<b>1.83</b>





## Scott Christian College (Autonomous), Nagercoil



AAA 2020 - 2021 - Assessment Sheet

Department of Economics

### Qualitative & Quantitative Metrics

Metric	Parameter	QIM/ QnM	Weightage	Score	Wtd. Score
<b>Criterion I – Curricular Aspects</b>					
<b>1.1</b>	<b>Curriculum Design and Development</b>				
1.1.1	Curricula developed/adopted having Learning Outcomes including Programme Outcomes (Pos), Programme specific outcomes (PSOs) and Course Outcomes (COs) for all the UG, PG and M.Phil programmes offered by the Department and mapped them with syllabus properly.	QIM	20	4	80
1.1.2	List of Programmes where syllabus revision was carried out during 2020 - 2021	QnM	20	4	80
1.1.3	Courses having focus on employability/ entrepreneurship/ skill development during 2020 - 2021	QnM	10	0	0
<b>1.1</b>	<b>Curriculum Design and Development</b>		<b>50</b>	<b>3.2</b>	<b>160</b>
<b>1.2</b>	<b>Academic Flexibility</b>				
1.2.1	New courses introduced of the total number of courses across all programs offered during 2020 - 2021.	QnM	20	1	20
1.2.2	Programs in which Choice Based Credit System (CBCS)/elective course system has been implemented (2020 - 2021)	QnM	20	0	0
<b>1.2</b>	<b>Academic Flexibility</b>		<b>40</b>	<b>0.5</b>	<b>20</b>
<b>1.3</b>	<b>Curriculum Enrichment</b>				
1.3.1	List of courses whose syllabus integrate Cross cutting Issues related to Gender/ Environment & Sustainability/Human Values & Professional Ethics.	QIM	10	4	40
1.3.2	List of Value-added courses imparting transferable and life skills offered during 2020 - 2021 with details of the students	QnM	10	0	0

1.3.3	(Average Percentage of students enrolled in the courses under 1.3.2 above) List of Value-added courses imparting transferable and life skills offered during 2020 - 2021 with details of the students	QnM	10	0	
1.3.4	Details of students undertaking field projects / internships (2020 - 2021)	QnM	10	0	0
<b>1.3</b>	<b>Curriculum Enrichment</b>		<b>40</b>	<b>1</b>	<b>40</b>
<b>1.4</b>	<b>Feedback System</b>				
1.4.1	Structured feedback received from: 1) Students, 2) Teachers, 3) Employers, 4) Alumni 5) Parents, for design and review of syllabus - Semester wise /year wise (Weightage: 10 QnM) Options: A. Any 4 of the above B. Any 3 of the above C. Any 2 of the above D. Any 1 of the above E. None of the above	QnM	10	4	40
1.4.2	Feedback processes of the institution may be classified as follows: A) A. Feedback collected, analysed and action taken and report made available on website B) Feedback collected, analysed and action has been taken C) Feedback collected and analysed D) Feedback collected E) Feedback not obtained	QnM	10	4	40
<b>1.4</b>	<b>Feedback System</b>		<b>20</b>	<b>4</b>	<b>80</b>
<b>Criterion I – Curricular Aspects</b>			<b>150</b>	<b>2</b>	<b>300</b>
<b>Criterion II – Teaching-Learning and Evaluation</b>					
<b>2.2</b>	<b>Catering to Student Diversity</b>				
2.2.1	The institution assesses the learning levels of the students, after admission and organises special programs for advanced learners and slow learners	QIM	15	2	30
2.2.2	Student - Full time teacher ratio(current year data)	QnM	15	3	45
<b>2.2</b>	<b>Catering to Student Diversity</b>		<b>30</b>	<b>2.5</b>	<b>75</b>
<b>2.3</b>	<b>Teaching - Learning Process</b>				
2.3.1	Student centric methods, such as experiential learning, participative learning and problem solving methodologies are used for enhancing learning experiences	QIM	15	2	30
2.3.2	Teachers use ICT enabled tools including online resources for effective teaching and learning process	QIM	15	2	30

2.3.3	Ratio of students to mentor for academic and stress related issues (current year data)	QnM	10	3	30
2.3.4	Preparation and adherence to Academic Calendar and Teaching plans by the institution	QIM	10	2.5	25
<b>2.3</b>	<b>Teaching - Learning Process</b>		<b>50</b>	<b>2.3</b>	<b>115</b>
<b>2.4</b>	<b>Teacher Profile and Quality</b>				
2.4.1	Full time teachers against sanctioned posts during 2020 - 2021	QnM	15	4	60
2.4.2	Full time teachers with Ph.D. (/ D.M. / M.Ch. / D.N.B Super speciality / D.Sc. / D.Litt. )during 2020 - 2021	QnM	20	4	80
2.4.3	Teaching experience of full time teachers in same institution number of years (current year data)	QnM	15	4	60
<b>2.4</b>	<b>Teacher Profile and Quality</b>		<b>50</b>	<b>4</b>	<b>200</b>
<b>2.6</b>	<b>Student Performance and Learning Outcomes</b>				
2.6.1	i) Provide the web link displaying Programme Outcomes(PO)/Programme Specific Outcomes (PSO) / Course Outcomes (CO) for all programmes offered by the Department.	QIM	20	2	40
2.6.2	Evaluation of attainment of PO, PSO & CO	QIM	10	2	20
2.6.3	Passed out details of final year students	QnM	20	1	20
<b>2.6</b>	<b>Student Performance and Learning Outcomes</b>		<b>50</b>	<b>1.6</b>	<b>80</b>
<b>2.7</b>	<b>Student Satisfaction Survey</b>				
2.7.1	Online student satisfaction survey (SSS) regarding to teaching learning process.	QnM	50	<b>2</b>	<b>100</b>
<b>2.7</b>	<b>Student Satisfaction Survey</b>		<b>50</b>	<b>2</b>	<b>100</b>
<b>Criterion II – Teaching-Learning and Evaluation</b>			<b>230</b>	<b>2.48</b>	<b>570</b>
<b>Criterion III – Research, Innovations and Extension</b>					
<b>3.1</b>	<b>Promotion of Research and Facilities</b>				
3.1.3	Number of teachers awarded national/international fellowship for advanced studies/ research during 2020 - 2021	QnM	6	1	<b>6</b>
<b>3.1</b>	<b>Promotion of Research and Facilities</b>		<b>6</b>	<b>1</b>	<b>6</b>



<b>3.2</b>	<b>Resource Mobilization for Research</b>				
3.2.1	Grants for research projects sponsored by the government, non-government sources such as industry, corporate houses, international bodies, endowments, Chairs in the institution during 2020 - 2021	QnM	2	0	0
3.2.2	Number of teachers having research projects during the 2020 - 2021	QnM	2	0	0
3.2.3	Teachers recognised as research guides	QnM	3	4	12
3.2.4	Number of research projects per teacher funded by government and non-government agencies during 2020 - 2021	QnM	3	0	0
<b>3.2</b>	<b>Resource Mobilization for Research</b>		10	1.2	12
<b>3.3</b>	<b>Innovation Ecosystem</b>				
3.3.1	What are the innovation done by the Department / Club including Incubation Centre and other initiatives for creation and transfer of knowledge?	QIM	5	0	0
3.3.2	Number of workshops/seminars conducted on Research Methodology, Intellectual Property Rights (IPR) and entrepreneurship and skills development Industry-Academia Innovative practices during 2020 - 2021	QnM	5	0	0
<b>3.3</b>	<b>Innovation Ecosystem</b>		10	0	0
<b>3.4</b>	<b>Research Publications and Awards</b>				
3.4.1	The institution has a stated Code of Ethics to check malpractices and plagiarism in Research	QnM	5	4	20
3.4.2	Number of Ph.D.s registered per teacher during 2020 - 2021	QnM	5	0	0
3.4.3	Number of research papers per teacher in the Journals notified on UGC website during 2020 - 2021	QnM	5	4	20
3.4.4	Number of books and chapters in edited volumes / books published, and papers in national/international conference - proceedings per teacher during 2020 - 2021	QnM	5	2	10
3.4.5	Bibliometrics of the publications during 2020 - 2021 based on average citation index in Scopus/ Web of Science or Pub Med/ Indian Citation Index	QnM	5		0

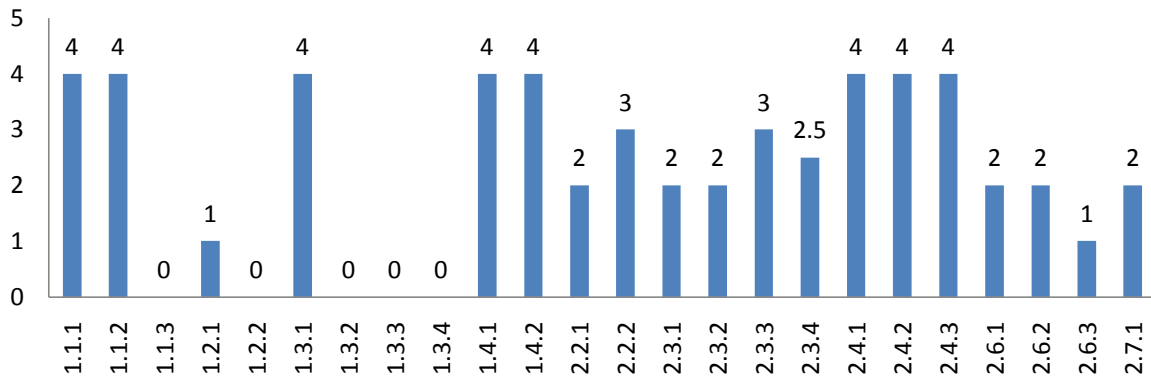
3.4.6	Bibliometrics of the publications during 2020-2021 based on Scopus/ Web of Science – h-index of the Department	QnM	5		0
<b>3.4</b>	<b>Research Publications and Awards</b>		<b>30</b>	<b>1.67</b>	<b>50</b>
<b>3.5</b>	<b>Consultancy</b>				
3.5.1	Revenue generated from consultancy corporate training during 2020 - 2021	QnM	5	0	0
3.5.2	Amount spent on developing facilities, training teachers and staff for undertaking consultancy during 2020 - 2021 (in Lakhs)	QnM	5	0	0
<b>3.5</b>	<b>Consultancy</b>		<b>10</b>	<b>0</b>	<b>0</b>
<b>3.6</b>	<b>Extension Activities</b>				
3.6.1	What are the Extension activities in the neighborhood community in terms of impact and sensitizing students to social issues and holistic development during 2020 - 2021?	QIM	10	0	0
3.6.2	Number of awards and recognition received for extension activities from Government /recognized bodies during 2020 - 2021	QnM	15	0	0
3.6.3	Number of extension and outreach Programmes conducted in collaboration with industry, community and Non- Government Organizations through NSS/NCC/Red cross/YRC etc., during 2020 - 2021	QnM	10	0	0
3.6.4	Students participating in extension activities with Government Organizations, Non-Government Organizations and Programmes such as Swachh Bharat, Aids Awareness, Gender Issue, etc. during 2020 - 2021	QnM	15	0	0
<b>3.6</b>	<b>Extension Activities</b>		<b>50</b>	<b>0</b>	<b>0</b>
<b>3.7</b>	<b>Collaboration</b>				
3.7.1	Number of Collaborative activities for research, faculty exchange, student exchange / internship/ on –the-job training/ project work	QnM	10	0	0
3.7.2	Number of functional MoUs with institutions of national, international importance, other universities, industries, corporate houses etc. during 2020 - 2021	QnM	10	0	0
<b>3.7</b>	<b>Collaboration</b>		<b>20</b>	<b>0</b>	<b>0</b>
Criterion III – Research, Innovations and Extension			136	0.5	68

<b>Criterion IV – Infrastructure and Learning Resources</b>					
<b>4.1</b>	<b>Physical Facilities</b>				
4.1.1	The institution has adequate facilities for teaching – learning, viz., classrooms, laboratories, computing equipment, etc.	QIM	6	4	24
4.1.3	Percentage of classrooms and seminar halls with ICT – enabled facilities such as smart class, LMS, etc.	QnM	10	1	10
<b>4.1</b>	<b>Physical Facilities</b>		<b>16</b>	<b>2.13</b>	<b>34</b>
<b>4.4</b>	<b>Maintenance of Campus Infrastructure</b>				
4.4.2	Provide the Service/Maintenance Record	QIM	10	3	30
<b>4.4</b>	<b>Maintenance of Campus Infrastructure</b>		<b>10</b>	<b>3</b>	<b>30</b>
<b>Criterion IV – Infrastructure and Learning Resources</b>			<b>26</b>	<b>2.46</b>	<b>64</b>
<b>Criterion V - Student Support and Progression</b>					
<b>5.1</b>	<b>Student Support</b>				
5.1.3	Number of capability enhancement and development schemes 1. Soft skills 2. Language and communication skills 3. Life skills (Yoga, physical fitness, health and hygiene) 4. Awareness of trends in technology (Opt one)	QnM	8	0	0
5.1.4	Students benefited by guidance for competitive examinations and career counseling offered by the institution during 2020 - 2021	QnM	6	0	0
<b>5.1</b>	<b>Student Support</b>		<b>14</b>	<b>0</b>	<b>0</b>
<b>5.2</b>	<b>Student Progression</b>				
5.2.1	Placement of outgoing students during 2020 - 2021	QnM	10	2	20
5.2.2	Student progression to higher education (previous graduating batch i.e., 2020 - 2021)	QnM	10	2	20
5.2.3	Students qualifying in state/ national/ international level examinations during 2020 - 2021 (eg: NET/ SLET/GATE/GMAT /CAT, GRE/TOFEL/Civil Services/State government examinations)	QnM	10	0	0
<b>5.2</b>	<b>Student Progression</b>		<b>30</b>	<b>1.33</b>	<b>40</b>

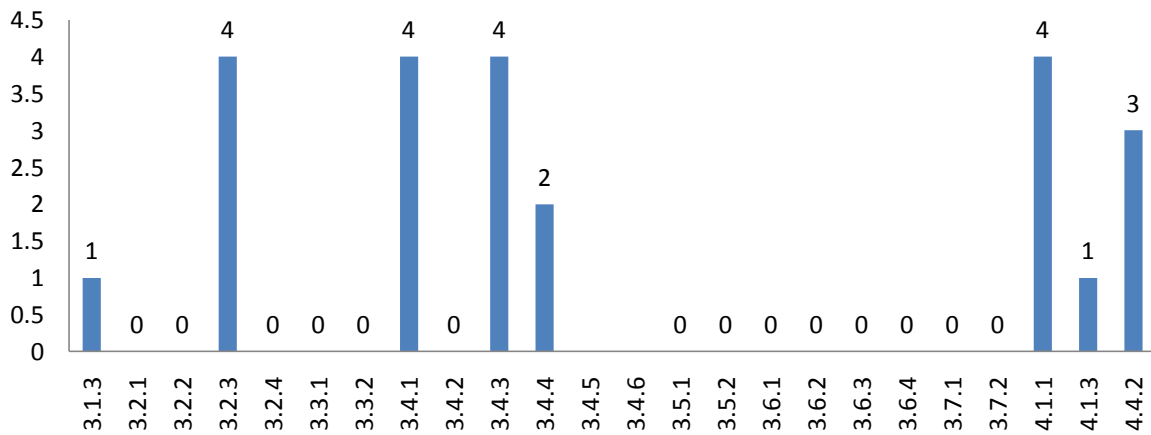
<b>5.3</b>	<b>Student Participation and Activities</b>				
5.3.2	Presence of an active Student Council & representation of students on academic & administrative bodies/committees	QIM	10	3	30
<b>5.3</b>	<b>Student Participation and Activities</b>		10	3	30
<b>Criterion V - Student Support and Progression</b>			54	1.3	70
<b>Criterion VI – Governance, Leadership and Management</b>					
<b>6.3</b>	<b>Faculty Empowerment Strategies</b>				
6.3.3	Number of professional development / administrative training Programmes organized by the Institution for teaching and non teaching staff during 2020 - 2021	QnM	8	0	0
6.3.4	Teachers attending professional development Programmes, viz., Orientation Programme, Refresher Course, Short Term Course, Faculty Development Programmes during 2020 - 2021	QnM	10	2	20
<b>6.3</b>	<b>Faculty Empowerment Strategies</b>		18	1.11	20
<b>Criterion VI – Governance, Leadership and Management</b>			18	1.11	20
<b>Criterion VII – Institutional Values and Best Practices</b>					
<b>7.1</b>	<b>Institutional Values and Social Responsibilities</b>				
7.1.1	Number of gender equity promotion Programmes organized by the department/club/cell/ unit during 2020 - 2021	QIM	5	0	0
7.1.3	Waste Management steps including: a) Solid waste management b) Liquid waste management c) Biomedical waste management d) E-waste management e) Waste recycling system f) Hazardous chemicals and radioactive waste management	QIM	4	0	0
7.1.4	Rain water harvesting structures and utilization : 1. Rain water harvesting 2. Borewell /Open well recharge 3. Construction of tanks and bunds 4. Waste water recycling 5. Maintenance of water bodies and distribution system in the campus	QnM	4	3	12
7.1.8	Institutional efforts/initiatives in providing an inclusive environment i.e., tolerance and harmony towards cultural, regional, linguistic, communal socioeconomic and other diversities	QIM	5	0	0

7.1.9	Sensitization of students and employees of the Institution to the constitutional obligations: values, rights, duties and responsibilities of citizens	QIM	4	1	4
7.1.11	Institution celebrates / organizes national and international commemorative days, events and festivals	QIM	5	2	10
<b>7.1</b>	<b>Institutional Values and Social Responsibilities</b>		27	0.96	26
<b>7.2</b>	<b>Best Practices</b>				
7.2.1	Describe any one best practice followed by the Department / Cell / Body / Committee / Club/Unit	QIM	30	3.5	105
<b>7.2</b>	<b>Best Practices</b>		30	3.5	105
<b>7.3</b>	<b>Institutional Distinctiveness</b>				
7.3.1	Describe/Explain the performance the Department in one area distinctive to its Vision, Priority & Thrust	QIM	20	2	40
<b>7.3</b>	<b>Institutional Distinctiveness</b>		20	2	40
<b>Criterion VII – Institutional Values and Best Practices</b>			77	2.22	171
	<b>Criteria-wise Assessment</b>		<b>Weightage (W)</b>	<b>Score</b>	<b>Wtd Grade Point (WGP)</b>
1	Curricular Aspects		150.00	2.00	300.00
2	Teaching, Learning & Evaluation		230.00	2.48	570.00
3	Research, Innovation & Extension		136.00	0.50	68.00
4	Infrastructure & Learning resources		26.00	2.46	64.00
5	Student Support & Progression		54.00	1.30	70.00
6	Governance, Leadership & Management		18.00	1.11	20.00
7	Institutional values & Best Practices		77.00	2.22	171.00
	<b>Overall:-</b>		691.00	1.83	1263.00

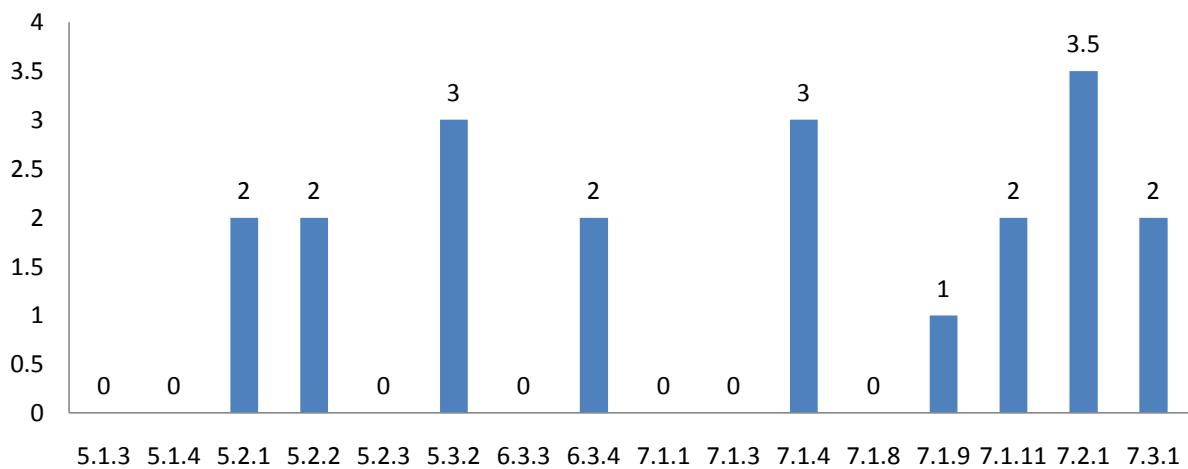
### Performance of metrics in Curricular Aspects, Teaching-learning and Evaluation



### Performance of metrics in Research, Innovations and Extension, Infrastructure and Learning Resources



### Performance of metrics in Student Support and Progression, Governance, Leadership and Management, Institutional Values and Best Practices



## Department : Economics

### Academic and Administrative Audit - 2020-2021

#### Strengths and Weaknesses

##### Strengths :

- Feedback System
- Teacher Profile and Quality
- Best Practices
- Curriculum Design and Development
- Maintenance of Campus Infrastructure
- Student Participation and Activities

##### Weaknesses :

- Catering to Student Diversity
- Teaching - Learning Process
- Physical Facilities
- Student Satisfaction Survey
- Institutional Distinctiveness
- Research Publications and Awards
- Student Performance and Learning Outcomes
- Student Progression
- Resource Mobilization for Research
- Faculty Empowerment Strategies
- Curriculum Enrichment
- Promotion of Research and Facilities
- Institutional Values and Social Responsibilities
- Academic Flexibility
- Innovation Ecosystem
- Consultancy
- Extension Activities
- Collaboration
- Student Support



**Scott Christian College (Autonomous)**  
Nagercoil – 629 003, Tamil Nadu, India

**INTERNAL QUALITY ASSURANCE CELL**



# **ACADEMIC & ADMINISTRATIVE AUDIT 2020-2021**

## **DEPARTMENT OF HISTORY**

**GRADE**

**D**

**Score : 1.50/4**



Department : History

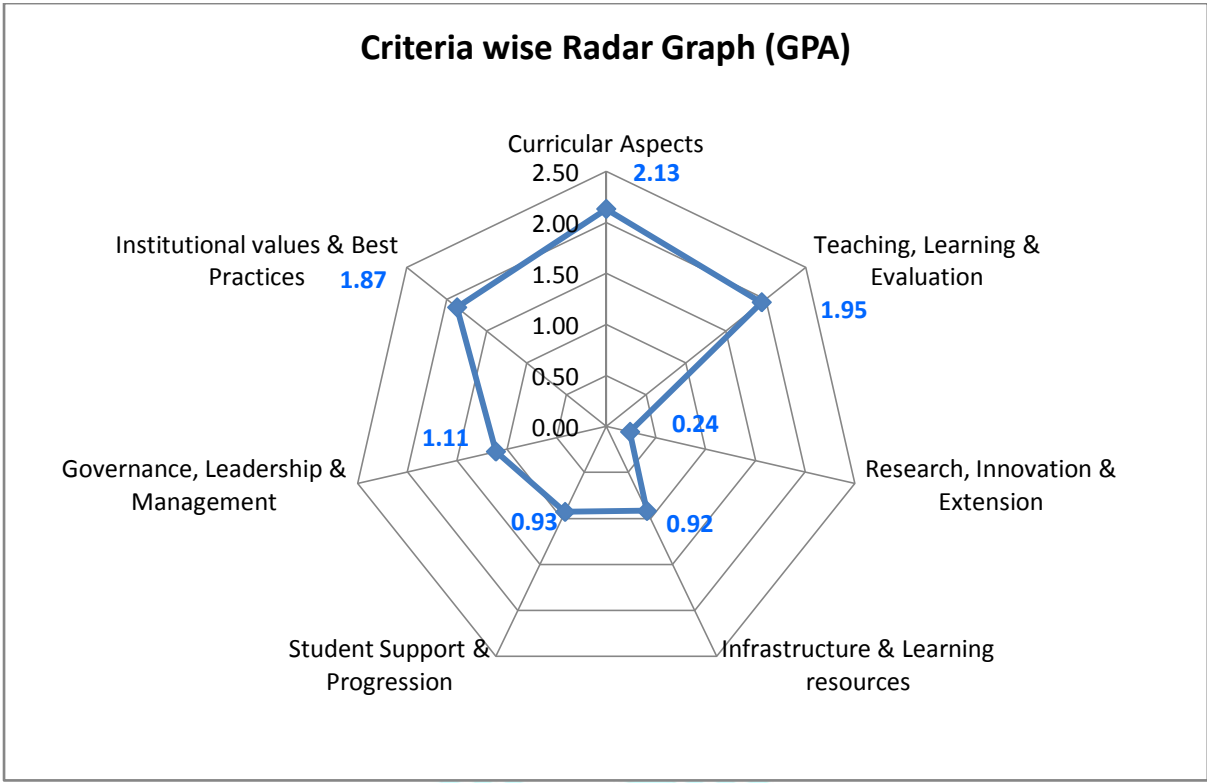
Academic and Administrative Audit - 2020-2021

No	Criteria	Weightage (W1)	Criterion-wise Weighted Grade Point (CrWGP1)	Grade Point Averages (CrWGP <sub>i</sub> /W <sub>i</sub> )
1	Curricular Aspects	150.00	320.00	2.13
2	Teaching, Learning & Evaluation	230.00	447.50	1.95
3	Research, Innovation & Extension	136.00	32.00	0.24
4	Infrastructure & Learning resources	26.00	24.00	0.92
5	Student Support & Progression	54.00	50.00	0.93
6	Governance, Leadership & Management	18.00	20.00	1.11
7	Institutional values & Best Practices	77.00	144.00	1.87
	<b>Total</b>	<b>691.00</b>	<b>1037.50</b>	<b>1.5</b>
	<b>CGPA :</b>	<b>1.5</b>		

Dean IQAC

Principal

Department : History



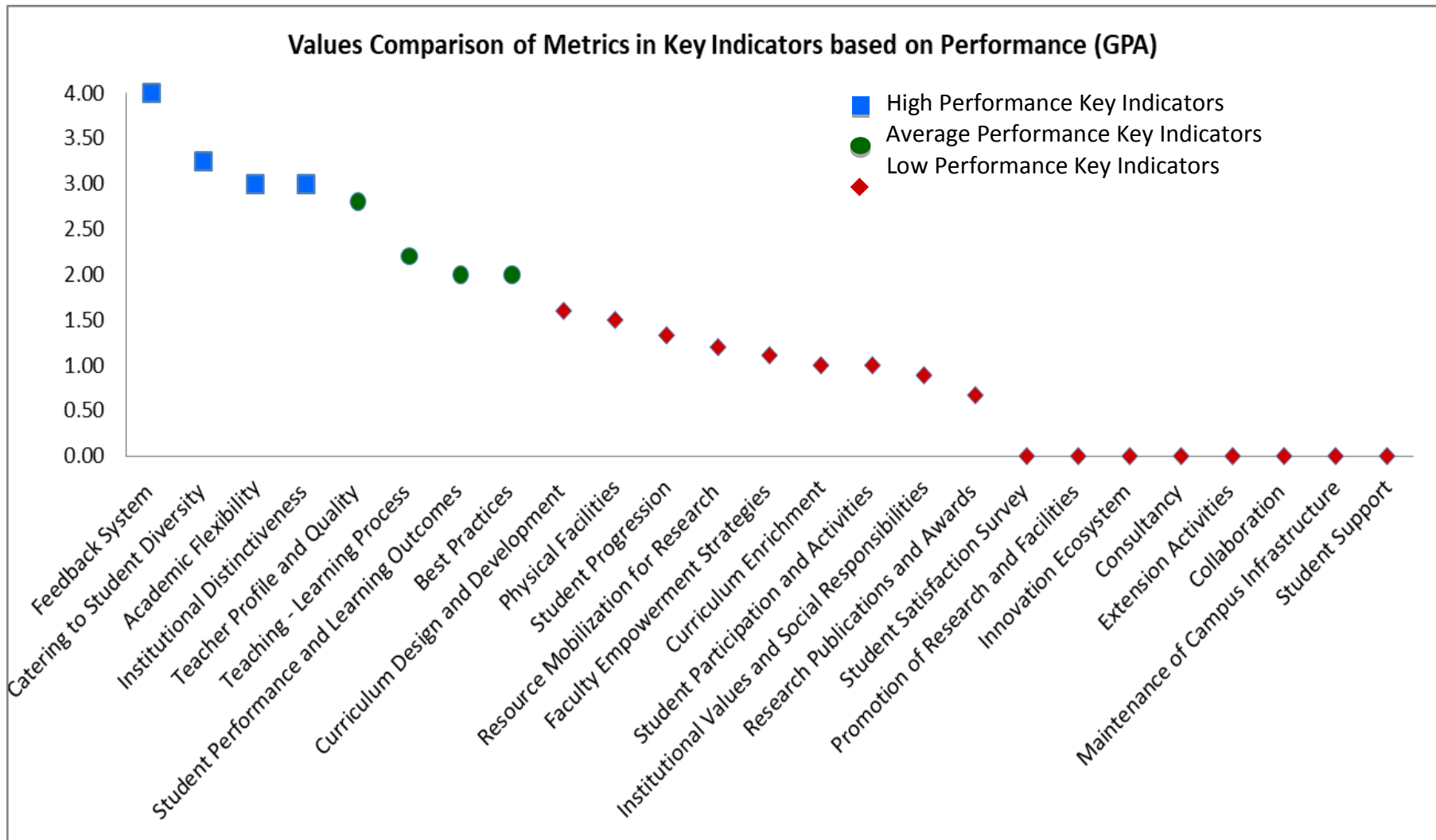
Department : History

Academic and Administrative Audit - 2020-2021

No	Criteria and Key Indicators	Key Indicator Weightage (W <sub>i</sub> )	Key Indicator Wise Weighted Grade Points (KIWGP) <sub>i</sub>	Grade Point Averages (CrWGPI/Wi)
<b>Criterion I – Curricular Aspects</b>				
1.1	Curriculum Design and Development	50	80.00	1.60
1.2	Academic Flexibility	40	120.00	3.00
1.3	Curriculum Enrichment	40	40.00	1.00
1.4	Feedback System	20	80.00	4.00
	<b>Total</b>	<b>150</b>	<b>320.00</b>	<b>2.13</b>
<b>Criterion II – Teaching-Learning and Evaluation</b>				
2.2	Catering to Student Diversity	30	97.50	3.25
2.3	Teaching - Learning Process	50	110.00	2.20
2.4	Teacher Profile and Quality	50	140.00	2.80
2.6	Student Performance and Learning Outcomes	50	100.00	2.00
2.7	Student Satisfaction Survey	50	0.00	0.00
	<b>Total</b>	<b>230</b>	<b>447.50</b>	<b>1.95</b>
<b>Criterion III – Research, Innovations and Extension</b>				
3.1	Promotion of Research and Facilities	6	0.00	0.00
3.2	Resource Mobilization for Research	10	12.00	1.20
3.3	Innovation Ecosystem	10	0.00	0.00
3.4	Research Publications and Awards	30	20.00	0.67
3.5	Consultancy	10	0.00	0.00
3.6	Extension Activities	50	0.00	0.00
3.7	Collaboration	20	0.00	0.00
	<b>Total</b>	<b>136</b>	<b>32.00</b>	<b>0.24</b>
<b>Criterion IV – Infrastructure and Learning Resources</b>				
4.1	Physical Facilities	16	24.00	1.50
4.4	Maintenance of Campus Infrastructure	10	0.00	0.00
	<b>Total</b>	<b>26</b>	<b>24.00</b>	<b>0.92</b>

Criterion V - Student Support and Progression				
5.1	Student Support	14	0.00	0.00
5.2	Student Progression	30	40.00	1.33
5.3	Student Participation and Activities	10	10.00	1.00
	<b>Total</b>	<b>54</b>	<b>50.00</b>	<b>0.93</b>
Criterion VI – Governance, Leadership and Management				
6.3	Faculty Empowerment Strategies	18	20.00	1.11
	<b>Total</b>	<b>18</b>	<b>20.00</b>	<b>1.11</b>
Criterion VII – Institutional Values and Best Practices				
7.1	Institutional Values and Social Responsibilities	27	24.00	0.89
7.2	Best Practices	30	60.00	2.00
7.3	Institutional Distinctiveness	20	60.00	3.00
	<b>Total</b>	<b>77</b>	<b>144.00</b>	<b>1.87</b>
	<b>Grand Total</b>	<b>691</b>	<b>1037.50</b>	<b>1.5</b>







## Scott Christian College (Autonomous), Nagercoil



AAA 2020 - 2021 - Assessment Sheet

Department of History

### Qualitative & Quantitative Metrics

Metric	Parameter	QIM/ QnM	Weightage	Score	Wtd. Score
<b>Criterion I – Curricular Aspects</b>					
<b>1.1</b>	<b>Curriculum Design and Development</b>				
1.1.1	Curricula developed/adopted having Learning Outcomes including Programme Outcomes (Pos), Programme specific outcomes (PSOs) and Course Outcomes (COs) for all the UG, PG and M.Phil programmes offered by the Department and mapped them with syllabus properly.	QIM	20	4	80
1.1.2	List of Programmes where syllabus revision was carried out during 2020 - 2021	QnM	20	0	0
1.1.3	Courses having focus on employability/ entrepreneurship/ skill development during 2020 - 2021	QnM	10	0	0
<b>1.1</b>	<b>Curriculum Design and Development</b>		<b>50</b>	<b>1.6</b>	<b>80</b>
<b>1.2</b>	<b>Academic Flexibility</b>				
1.2.1	New courses introduced of the total number of courses across all programs offered during 2020 - 2021.	QnM	20	2	40
1.2.2	Programs in which Choice Based Credit System (CBCS)/elective course system has been implemented (2020 - 2021)	QnM	20	4	80
<b>1.2</b>	<b>Academic Flexibility</b>		<b>40</b>	<b>3</b>	<b>120</b>
<b>1.3</b>	<b>Curriculum Enrichment</b>				
1.3.1	List of courses whose syllabus integrate Cross cutting Issues related to Gender/ Environment & Sustainability/Human Values & Professional Ethics.	QIM	10	4	40
1.3.2	List of Value-added courses imparting transferable and life skills offered during 2020 - 2021 with details of the students	QnM	10	0	0

1.3.3	(Average Percentage of students enrolled in the courses under 1.3.2 above) List of Value-added courses imparting transferable and life skills offered during 2020 - 2021 with details of the students	QnM	10	0	0
1.3.4	Details of students undertaking field projects / internships (2020 - 2021)	QnM	10	0	0
<b>1.3</b>	<b>Curriculum Enrichment</b>		<b>40</b>	<b>1</b>	<b>40</b>
<b>1.4</b>	<b>Feedback System</b>				
1.4.1	Structured feedback received from: 1) Students, 2) Teachers, 3) Employers, 4) Alumni 5) Parents, for design and review of syllabus - Semester wise /year wise (Weightage: 10 QnM) Options: A. Any 4 of the above B. Any 3 of the above C. Any 2 of the above D. Any 1 of the above E. None of the above	QnM	10	4	40
1.4.2	Feedback processes of the institution may be classified as follows: A) A. Feedback collected, analysed and action taken and report made available on website B) Feedback collected, analysed and action has been taken C) Feedback collected and analysed D) Feedback collected E) Feedback not obtained	QnM	10	4	40
<b>1.4</b>	<b>Feedback System</b>		<b>20</b>	<b>4</b>	<b>80</b>
<b>Criterion I – Curricular Aspects</b>			<b>150</b>	<b>2.13</b>	<b>320</b>
<b>Criterion II – Teaching-Learning and Evaluation</b>					
<b>2.2</b>	<b>Catering to Student Diversity</b>				
2.2.1	The institution assesses the learning levels of the students, after admission and organises special programs for advanced learners and slow learners	QIM	15	3.5	52.5
2.2.2	Student - Full time teacher ratio(current year data)	QnM	15	3	45
<b>2.2</b>	<b>Catering to Student Diversity</b>		<b>30</b>	<b>3.25</b>	<b>97.5</b>
<b>2.3</b>	<b>Teaching - Learning Process</b>				
2.3.1	Student centric methods, such as experiential learning, participative learning and problem solving methodologies are used for enhancing learning experiences	QIM	15	3	45
2.3.2	Teachers use ICT enabled tools including online resources for effective teaching and learning process	QIM	15	0	0

2.3.3	Ratio of students to mentor for academic and stress related issues (current year data)	QnM	10	3	30
2.3.4	Preparation and adherence to Academic Calendar and Teaching plans by the institution	QIM	10	3.5	35
<b>2.3</b>	<b>Teaching - Learning Process</b>		<b>50</b>	<b>2.2</b>	<b>110</b>
<b>2.4</b>	<b>Teacher Profile and Quality</b>				
2.4.1	Full time teachers against sanctioned posts during 2020 - 2021	QnM	15	4	60
2.4.2	Full time teachers with Ph.D. (/ D.M. / M.Ch. / D.N.B Super speciality / D.Sc. / D.Litt. )during 2020 - 2021	QnM	20	4	80
2.4.3	Teaching experience of full time teachers in same institution number of years (current year data)	QnM	15	0	0
<b>2.4</b>	<b>Teacher Profile and Quality</b>		<b>50</b>	<b>2.8</b>	<b>140</b>
<b>2.6</b>	<b>Student Performance and Learning Outcomes</b>				
2.6.1	i) Provide the web link displaying Programme Outcomes(PO)/Programme Specific Outcomes (PSO) / Course Outcomes (CO) for all programmes offered by the Department.	QIM	20	3	60
2.6.2	Evaluation of attainment of PO, PSO & CO	QIM	10	0	0
2.6.3	Passed out details of final year students	QnM	20	2	40
<b>2.6</b>	<b>Student Performance and Learning Outcomes</b>		<b>50</b>	<b>2</b>	<b>100</b>
<b>2.7</b>	<b>Student Satisfaction Survey</b>				
2.7.1	Online student satisfaction survey (SSS) regarding to teaching learning process.	QnM	50	<b>0</b>	<b>0</b>
<b>2.7</b>	<b>Student Satisfaction Survey</b>		<b>50</b>	<b>0</b>	<b>0</b>
<b>Criterion II – Teaching-Learning and Evaluation</b>			<b>230</b>	<b>1.95</b>	<b>447.5</b>
<b>Criterion III – Research, Innovations and Extension</b>					
<b>3.1</b>	<b>Promotion of Research and Facilities</b>				
3.1.3	Number of teachers awarded national/international fellowship for advanced studies/research during 2020 - 2021	QnM	6	0	<b>0</b>
<b>3.1</b>	<b>Promotion of Research and Facilities</b>		<b>6</b>	<b>0</b>	<b>0</b>
<b>3.2</b>	<b>Resource Mobilization for Research</b>				
3.2.1	Grants for research projects sponsored by the government, non-government sources such as industry, corporate houses, international bodies, endowments, Chairs in the institution during 2020 - 2021	QnM	2	0	<b>0</b>



3.2.2	Number of teachers having research projects during the 2020 - 2021	QnM	2	0	0
3.2.3	Teachers recognised as research guides	QnM	3	4	12
3.2.4	Number of research projects per teacher funded by government and non-government agencies during 2020 - 2021	QnM	3	0	0
<b>3.2</b>	<b>Resource Mobilization for Research</b>		10	1.2	12
<b>3.3</b>	<b>Innovation Ecosystem</b>				
3.3.1	What are the innovation done by the Department / Club including Incubation Centre and other initiatives for creation and transfer of knowledge?	QIM	5	0	0
3.3.2	Number of workshops/seminars conducted on Research Methodology, Intellectual Property Rights (IPR) and entrepreneurship and skills development Industry-Academia Innovative practices during 2020 - 2021	QnM	5	0	0
<b>3.3</b>	<b>Innovation Ecosystem</b>		10	0	0
<b>3.4</b>	<b>Research Publications and Awards</b>				
3.4.1	The institution has a stated Code of Ethics to check malpractices and plagiarism in Research	QnM	5	0	0
3.4.2	Number of Ph.D.s registered per teacher during 2020 - 2021	QnM	5	0	0
3.4.3	Number of research papers per teacher in the Journals notified on UGC website during 2020 - 2021	QnM	5	4	20
3.4.4	Number of books and chapters in edited volumes / books published, and papers in national/international conference - proceedings per teacher during 2020 - 2021	QnM	5	0	0
3.4.5	Bibliometrics of the publications during 2020 - 2021 based on average citation index in Scopus/ Web of Science or Pub Med/ Indian Citation Index	QnM	5		0
3.4.6	Bibliometrics of the publications during 2020-2021 based on Scopus/ Web of Science – h-index of the Department	QnM	5		0
<b>3.4</b>	<b>Research Publications and Awards</b>		30	0.67	20
<b>3.5</b>	<b>Consultancy</b>				
3.5.1	Revenue generated from consultancy corporate training during 2020 - 2021	QnM	5	0	0

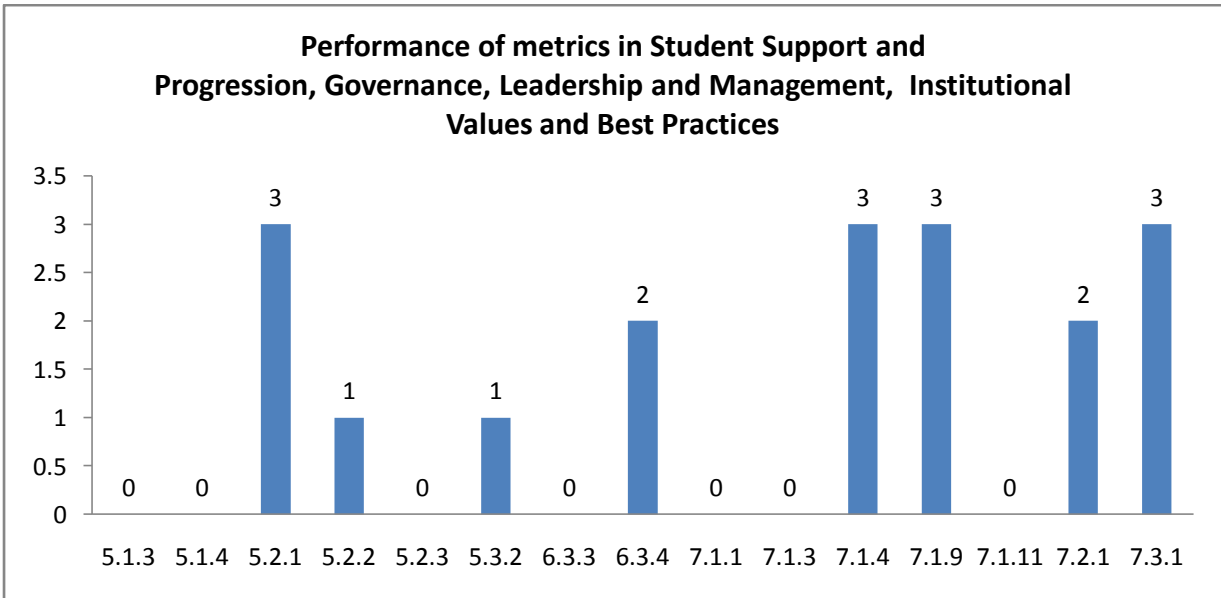
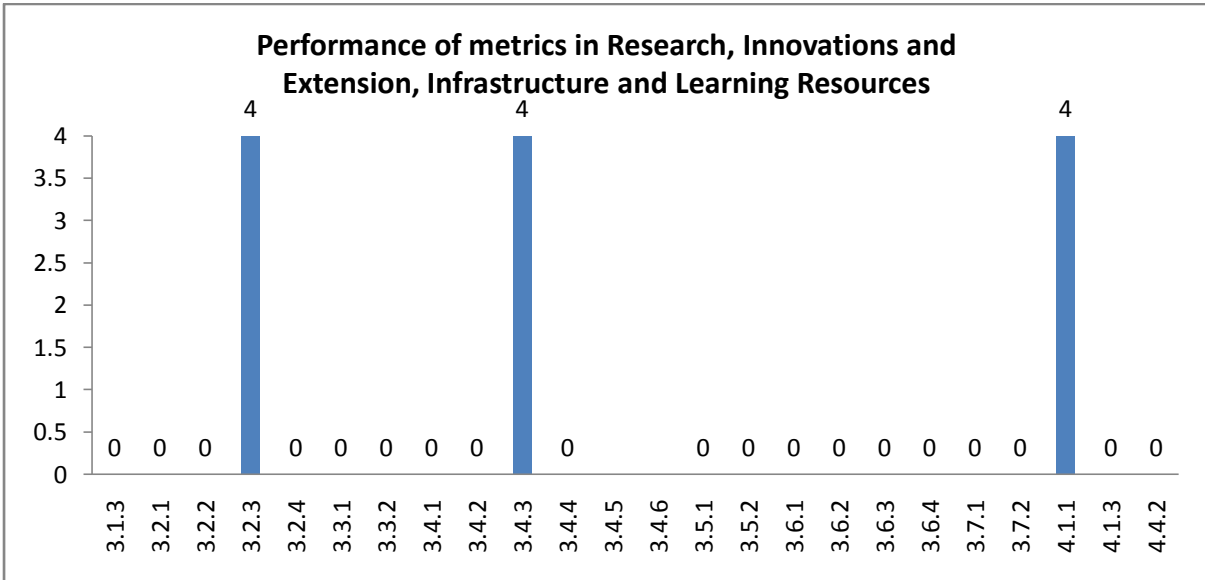
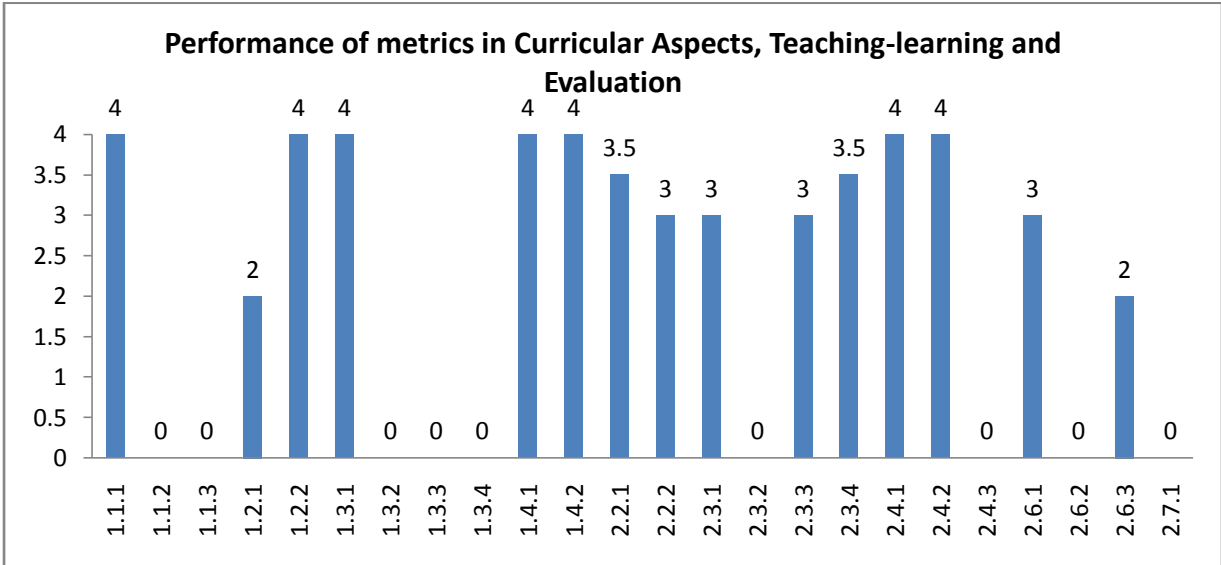
3.5.2	Amount spent on developing facilities, training teachers and staff for undertaking consultancy during 2020 - 2021 (in Lakhs)	QnM	5	0	0
<b>3.5</b>	<b>Consultancy</b>		10	0	0
<b>3.6</b>	<b>Extension Activities</b>				
3.6.1	What are the Extension activities in the neighborhood community in terms of impact and sensitizing students to social issues and holistic development during 2020 - 2021?	QIM	10	0	0
3.6.2	Number of awards and recognition received for extension activities from Government /recognized bodies during 2020 - 2021	QnM	15	0	0
3.6.3	Number of extension and outreach Programmes conducted in collaboration with industry, community and Non- Government Organizations through NSS/NCC/Red cross/YRC etc., during 2020 - 2021	QnM	10	0	0
3.6.4	Students participating in extension activities with Government Organizations, Non-Government Organizations and Programmes such as Swachh Bharat, Aids Awareness, Gender Issue, etc. during 2020 - 2021	QnM	15	0	0
<b>3.6</b>	<b>Extension Activities</b>		50	0	0
<b>3.7</b>	<b>Collaboration</b>				
3.7.1	Number of Collaborative activities for research, faculty exchange, student exchange / internship/ on –the-job training/ project work	QnM	10	0	0
3.7.2	Number of functional MoUs with institutions of national, international importance, other universities, industries, corporate houses etc. during 2020 - 2021	QnM	10	0	0
<b>3.7</b>	<b>Collaboration</b>		20	0	0
<b>Criterion III – Research, Innovations and Extension</b>			136	0.24	32
<b>Criterion IV – Infrastructure and Learning Resources</b>					
<b>4.1</b>	<b>Physical Facilities</b>				
4.1.1	The institution has adequate facilities for teaching – learning, viz., classrooms, laboratories, computing equipment, etc.	QIM	6	4	24
4.1.3	Percentage of classrooms and seminar halls with ICT – enabled facilities such as smart class, LMS, etc.	QnM	10	0	0
<b>4.1</b>	<b>Physical Facilities</b>		16	1.5	24

<b>4.4</b>	<b>Maintenance of Campus Infrastructure</b>				
4.4.2	Provide the Service/Maintenance Record	QIM	10	0	0
<b>4.4</b>	<b>Maintenance of Campus Infrastructure</b>		<b>10</b>	<b>0</b>	<b>0</b>
<b>Criterion IV – Infrastructure and Learning Resources</b>			<b>26</b>	<b>0.92</b>	<b>24</b>
<b>Criterion V - Student Support and Progression</b>					
<b>5.1</b>	<b>Student Support</b>				
5.1.3	Number of capability enhancement and development schemes 1. Soft skills 2. Language and communication skills 3. Life skills (Yoga, physical fitness, health and hygiene) 4. Awareness of trends in technology (Opt one)	QnM	8	0	0
5.1.4	Students benefited by guidance for competitive examinations and career counseling offered by the institution during 2020 - 2021	QnM	6	0	0
<b>5.1</b>	<b>Student Support</b>		<b>14</b>	<b>0</b>	<b>0</b>
<b>5.2</b>	<b>Student Progression</b>				
5.2.1	Placement of outgoing students during 2020 - 2021	QnM	10	3	30
5.2.2	Student progression to higher education (previous graduating batch i.e., 2020 - 2021)	QnM	10	1	10
5.2.3	Students qualifying in state/ national/ international level examinations during 2020 - 2021 (eg: NET/ SLET/GATE/GMAT /CAT, GRE/TOFEL/Civil Services/State government examinations)	QnM	10	0	0
<b>5.2</b>	<b>Student Progression</b>		<b>30</b>	<b>1.33</b>	<b>40</b>
<b>5.3</b>	<b>Student Participation and Activities</b>				
5.3.2	Presence of an active Student Council & representation of students on academic & administrative bodies/committees	QIM	10	<b>1</b>	<b>10</b>
<b>5.3</b>	<b>Student Participation and Activities</b>		<b>10</b>	<b>1</b>	<b>10</b>
<b>Criterion V - Student Support and Progression</b>			<b>54</b>	<b>0.93</b>	<b>50</b>
<b>Criterion VI – Governance, Leadership and Management</b>					
<b>6.3</b>	<b>Faculty Empowerment Strategies</b>				
6.3.3	Number of professional development / administrative training Programmes organized by the Institution for teaching and non teaching staff during 2020 - 2021	QnM	8	0	0

6.3.4	Teachers attending professional development Programmes, viz., Orientation Programme, Refresher Course, Short Term Course, Faculty Development Programmes during 2020 - 2021	QnM	10	2	20
<b>6.3</b>	<b>Faculty Empowerment Strategies</b>		<b>18</b>	<b>1.11</b>	<b>20</b>
<b>Criterion VI – Governance, Leadership and Management</b>			<b>18</b>	<b>1.11</b>	<b>20</b>
<b>Criterion VII – Institutional Values and Best Practices</b>					
<b>7.1</b>	<b>Institutional Values and Social Responsibilities</b>				
7.1.1	Number of gender equity promotion Programmes organized by the department/club/cell/ unit during 2020 - 2021	QIM	5	0	<b>0</b>
7.1.3	Waste Management steps including: a) Solid waste management b) Liquid waste management c) Biomedical waste management d) E-waste management e) Waste recycling system f) Hazardous chemicals and radioactive waste management	QIM	4	0	<b>0</b>
7.1.4	Rain water harvesting structures and utilization :1. Rain water harvesting 2. Borewell /Open well recharge 3. Construction of tanks and bunds 4. Waste water recycling 5. Maintenance of water bodies and distribution system in the campus	QnM	4	3	<b>12</b>
7.1.8	Institutional efforts/initiatives in providing an inclusive environment i.e., tolerance and harmony towards cultural, regional, linguistic, communal socioeconomic and other diversities	QIM	5	0	<b>0</b>
7.1.9	Sensitization of students and employees of the Institution to the constitutional obligations: values, rights, duties and responsibilities of citizens	QIM	4	3	<b>12</b>
7.1.11	Institution celebrates / organizes national and international commemorative days, events and festivals	QIM	5	0	<b>0</b>
<b>7.1</b>	<b>Institutional Values and Social Responsibilities</b>		<b>27</b>	<b>0.89</b>	<b>24</b>
<b>7.2</b>	<b>Best Practices</b>				
7.2.1	Describe any one best practice followed by the Department / Cell / Body / Committee / Club/Unit	QIM	30	2	60
<b>7.2</b>	<b>Best Practices</b>		<b>30</b>	<b>2</b>	<b>60</b>

<b>7.3</b>	<b>Institutional Distinctiveness</b>				
7.3.1	Describe/Explain the performance the Department in one area distinctive to its Vision, Priority & Thrust	QIM	20	3	60
<b>7.3</b>	<b>Institutional Distinctiveness</b>		<b>20</b>	<b>3</b>	<b>60</b>
<b>Criterion VII – Institutional Values and Best Practices</b>			<b>77</b>	<b>1.87</b>	<b>144</b>
	<b>Criteria-wise Assessment</b>		<b>Weightage (W)</b>	<b>Score</b>	<b>Wtd Grade Point (WGP)</b>
1	Curricular Aspects		150.00	2.13	320.00
2	Teaching, Learning & Evaluation		230.00	1.95	447.50
3	Research, Innovation & Extension		136.00	0.24	32.00
4	Infrastructure & Learning resources		26.00	0.92	24.00
5	Student Support & Progression		54.00	0.93	50.00
6	Governance, Leadership & Management		18.00	1.11	20.00
7	Institutional values & Best Practices		77.00	1.87	144.00
	<b>Overall:-</b>		<b>691.00</b>	<b>1.50</b>	<b>1037.50</b>





## Department : History

### Academic and Administrative Audit - 2020-2021

#### Strengths and Weaknesses

##### **Strengths :**

- Feedback System
- Catering to Student Diversity
- Academic Flexibility
- Institutional Distinctiveness

##### **Weaknesses :**

- Teacher Profile and Quality
- Teaching - Learning Process
- Student Performance and Learning Outcomes
- Best Practices
- Curriculum Design and Development
- Physical Facilities
- Student Progression
- Resource Mobilization for Research
- Faculty Empowerment Strategies
- Curriculum Enrichment
- Student Participation and Activities
- Institutional Values and Social Responsibilities
- Research Publications and Awards
- Student Satisfaction Survey
- Promotion of Research and Facilities
- Innovation Ecosystem
- Consultancy
- Extension Activities
- Collaboration
- Maintenance of Campus Infrastructure
- Student Support



**Scott Christian College (Autonomous)**  
Nagercoil – 629 003, Tamil Nadu, India

**INTERNAL QUALITY ASSURANCE CELL**



# **ACADEMIC & ADMINISTRATIVE AUDIT 2020-2021**

## **DEPARTMENT OF ENGLISH**

**GRADE**

**B**

**Score : 2.09/4**



Department : English

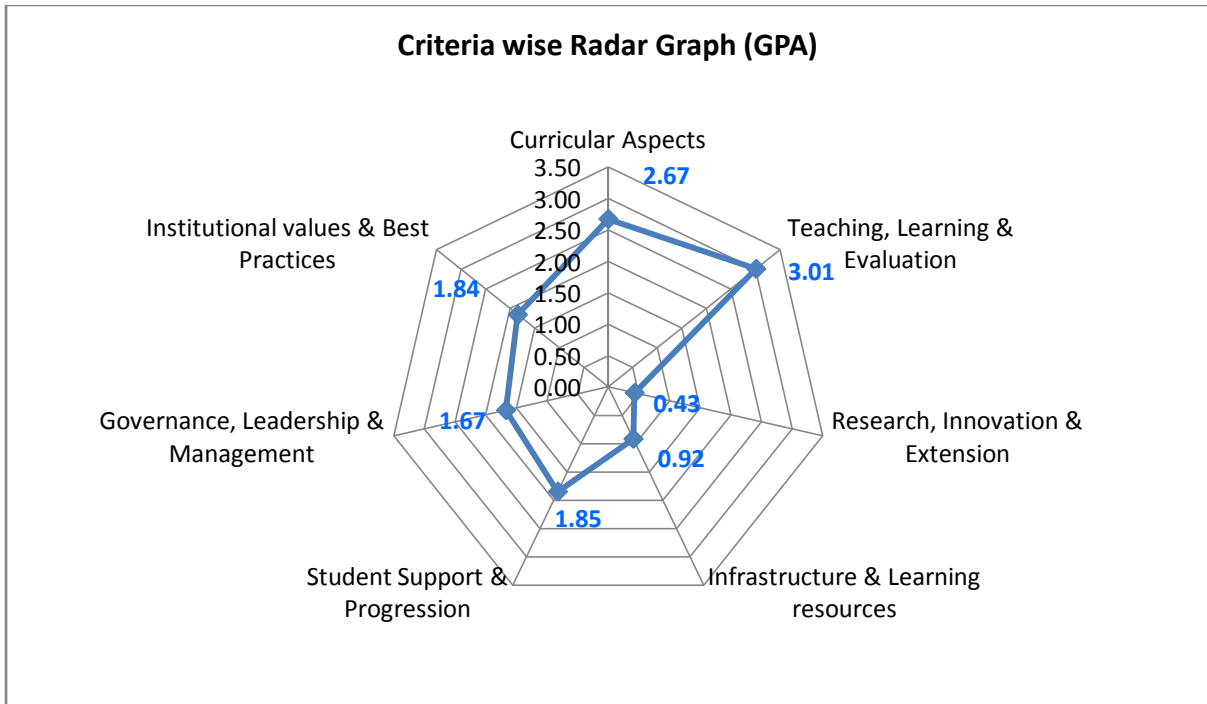
Academic and Administrative Audit - 2020-2021

No	Criteria	Weightage (W1)	Criterion-wise Weighted Grade Point (CrWGP1)	Grade Point Averages (CrWGP <sub>i</sub> /W <sub>i</sub> )
1	Curricular Aspects	150.00	400.00	2.67
2	Teaching, Learning & Evaluation	230.00	692.50	3.01
3	Research, Innovation & Extension	136.00	58.00	0.43
4	Infrastructure & Learning resources	26.00	24.00	0.92
5	Student Support & Progression	54.00	100.00	1.85
6	Governance, Leadership & Management	18.00	30.00	1.67
7	Institutional values & Best Practices	77.00	142.00	1.84
	<b>Total</b>	<b>691.00</b>	<b>1446.50</b>	<b>2.09</b>
	<b>CGPA :</b>	<b>2.09</b>		

Dean IQAC

Principal

Department : English

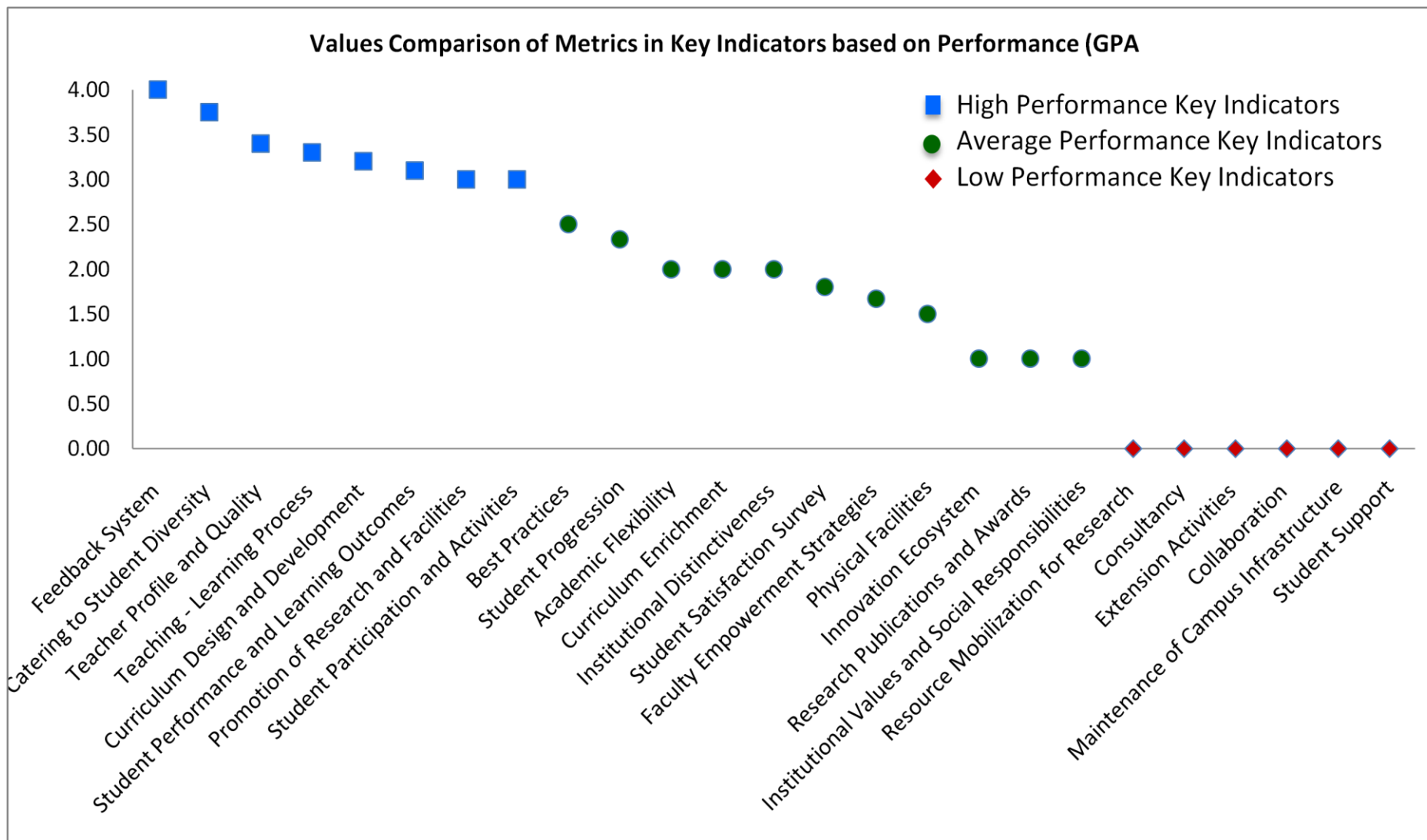


Department : English

Academic and Administrative Audit - 2020-2021

No	Criteria and Key Indicators	Key Indicator Weightage ( $W_i$ )	Key Indicator Wise Weighted Grade Points (KIWGP) <sub>i</sub>	Grade Point Averages (CrWGPI/ $W_i$ )
<b>Criterion I – Curricular Aspects</b>				
1.1	Curriculum Design and Development	50	160.00	3.20
1.2	Academic Flexibility	40	80.00	2.00
1.3	Curriculum Enrichment	40	80.00	2.00
1.4	Feedback System	20	80.00	4.00
	<b>Total</b>	<b>150</b>	<b>400.00</b>	<b>2.67</b>
<b>Criterion II – Teaching-Learning and Evaluation</b>				
2.2	Catering to Student Diversity	30	112.50	3.75
2.3	Teaching - Learning Process	50	165.00	3.30
2.4	Teacher Profile and Quality	50	170.00	3.40
2.6	Student Performance and Learning Outcomes	50	155.00	3.10
2.7	Student Satisfaction Survey	50	90.00	1.80
	<b>Total</b>	<b>230</b>	<b>692.50</b>	<b>3.01</b>
<b>Criterion III – Research, Innovations and Extension</b>				
3.1	Promotion of Research and Facilities	6	18.00	3.00
3.2	Resource Mobilization for Research	10	0.00	0.00
3.3	Innovation Ecosystem	10	10.00	1.00
3.4	Research Publications and Awards	30	30.00	1.00
3.5	Consultancy	10	0.00	0.00
3.6	Extension Activities	50	0.00	0.00
3.7	Collaboration	20	0.00	0.00
	<b>Total</b>	<b>136</b>	<b>58.00</b>	<b>0.43</b>

Criterion IV – Infrastructure and Learning Resources				
4.1	Physical Facilities	16	24.00	1.50
4.4	Maintenance of Campus Infrastructure	10	0.00	0.00
	<b>Total</b>	<b>26</b>	<b>24.00</b>	<b>0.92</b>
Criterion V - Student Support and Progression				
5.1	Student Support	14	0.00	0.00
5.2	Student Progression	30	70.00	2.33
5.3	Student Participation and Activities	10	30.00	3.00
	<b>Total</b>	<b>54</b>	<b>100.00</b>	<b>1.85</b>
Criterion VI – Governance, Leadership and Management				
6.3	Faculty Empowerment Strategies	18	30.00	1.67
	<b>Total</b>	<b>18</b>	<b>30.00</b>	<b>1.67</b>
Criterion VII – Institutional Values and Best Practices				
7.1	Institutional Values and Social Responsibilities	27	27.00	1.00
7.2	Best Practices	30	75.00	2.50
7.3	Institutional Distinctiveness	20	40.00	2.00
	<b>Total</b>	<b>77</b>	<b>142.00</b>	<b>1.84</b>
	<b>Grand Total</b>	<b>691</b>	<b>1446.50</b>	<b>2.09</b>





## Scott Christian College (Autonomous), Nagercoil



AAA 2020 - 2021 - Assessment Sheet

Department of English

### Qualitative & Quantitative Metrics

Metric	Parameter	QIM/ QnM	Weightage	Score	Wtd. Score
<b>Criterion I – Curricular Aspects</b>					
<b>1.1</b>	<b>Curriculum Design and Development</b>				
1.1.1	Curricula developed/adopted having Learning Outcomes including Programme Outcomes (Pos), Programme specific outcomes (PSOs) and Course Outcomes (COs) for all the UG, PG and M.Phil programmes offered by the Department and mapped them with syllabus properly.	QIM	20	4	80
1.1.2	List of Programmes where syllabus revision was carried out during 2020 - 2021	QnM	20	3	60
1.1.3	Courses having focus on employability/ entrepreneurship/ skill development during 2020 - 2021	QnM	10	2	20
<b>1.1</b>	<b>Curriculum Design and Development</b>		<b>50</b>	<b>3.2</b>	<b>160</b>
<b>1.2</b>	<b>Academic Flexibility</b>				
1.2.1	New courses introduced of the total number of courses across all programs offered during 2020 - 2021.	QnM	20	0	0
1.2.2	Programs in which Choice Based Credit System (CBCS)/elective course system has been implemented (2020 - 2021)	QnM	20	4	80
<b>1.2</b>	<b>Academic Flexibility</b>		<b>40</b>	<b>2</b>	<b>80</b>
<b>1.3</b>	<b>Curriculum Enrichment</b>				
1.3.1	List of courses whose syllabus integrate Cross cutting Issues related to Gender/ Environment & Sustainability/Human Values & Professional Ethics.	QIM	10	4	40
1.3.2	List of Value-added courses imparting transferable and life skills offered during 2020 - 2021 with details of the students	QnM	10	0	0

1.3.3	(Average Percentage of students enrolled in the courses under 1.3.2 above) List of Value-added courses imparting transferable and life skills offered during 2020 - 2021 with details of the students	QnM	10	0	0
1.3.4	Details of students undertaking field projects / internships (2020 - 2021)	QnM	10	4	40
<b>1.3</b>	<b>Curriculum Enrichment</b>		<b>40</b>	<b>2</b>	<b>80</b>
<b>1.4</b>	<b>Feedback System</b>				
1.4.1	Structured feedback received from: 1) Students, 2) Teachers, 3) Employers, 4) Alumni 5) Parents, for design and review of syllabus - Semester wise /year wise (Weightage: 10 QnM) Options: A. Any 4 of the above B. Any 3 of the above C. Any 2 of the above D. Any 1 of the above E. None of the above	QnM	10	4	40
1.4.2	Feedback processes of the institution may be classified as follows: A) A. Feedback collected, analysed and action taken and report made available on website B) Feedback collected, analysed and action has been taken C) Feedback collected and analysed D) Feedback collected E) Feedback not obtained	QnM	10	4	40
<b>1.4</b>	<b>Feedback System</b>		<b>20</b>	<b>4</b>	<b>80</b>
<b>Criterion I – Curricular Aspects</b>			<b>150</b>	<b>2.67</b>	<b>400</b>
<b>Criterion II – Teaching-Learning and Evaluation</b>					
<b>2.2</b>	<b>Catering to Student Diversity</b>				
2.2.1	The institution assesses the learning levels of the students, after admission and organises special programs for advanced learners and slow learners	QIM	15	<b>3.5</b>	52.5
2.2.2	Student - Full time teacher ratio(current year data)	QnM	15	4	60
<b>2.2</b>	<b>Catering to Student Diversity</b>		<b>30</b>	<b>3.75</b>	<b>112.5</b>
<b>2.3</b>	<b>Teaching - Learning Process</b>				
2.3.1	Student centric methods, such as experiential learning, participative learning and problem solving methodologies are used for enhancing learning experiences	QIM	15	3.5	52.5

2.3.2	Teachers use ICT enabled tools including online resources for effective teaching and learning process	QIM	15	3.5	52.5
2.3.3	Ratio of students to mentor for academic and stress related issues (current year data)	QnM	10	3	30
2.3.4	Preparation and adherence to Academic Calendar and Teaching plans by the institution	QIM	10	3	30
<b>2.3</b>	<b>Teaching - Learning Process</b>		50	3.3	165
<b>2.4</b>	<b>Teacher Profile and Quality</b>				
2.4.1	Full time teachers against sanctioned posts during 2020 - 2021	QnM	15	4	60
2.4.2	Full time teachers with Ph.D. (/ D.M. / M.Ch. / D.N.B Super speciality / D.Sc. / D.Litt. )during 2020 - 2021	QnM	20	4	80
2.4.3	Teaching experience of full time teachers in same institution number of years (current year data)	QnM	15	2	30
<b>2.4</b>	<b>Teacher Profile and Quality</b>		50	3.4	170
<b>2.6</b>	<b>Student Performance and Learning Outcomes</b>				
2.6.1	i) Provide the web link displaying Programme Outcomes(PO)/Programme Specific Outcomes (PSO) / Course Outcomes (CO) for all programmes offered by the Department.	QIM	20	2.5	50
2.6.2	Evaluation of attainment of PO, PSO & CO	QIM	10	2.5	25
2.6.3	Passed out details of final year students	QnM	20	4	80
<b>2.6</b>	<b>Student Performance and Learning Outcomes</b>		50	3.1	155
<b>2.7</b>	<b>Student Satisfaction Survey</b>				
2.7.1	Online student satisfaction survey (SSS) regarding to teaching learning process.	QnM	50	1.8	90
<b>2.7</b>	<b>Student Satisfaction Survey</b>		50	1.8	90
<b>Criterion II – Teaching-Learning and Evaluation</b>			230	3.01	692.5
<b>Criterion III – Research, Innovations and Extension</b>					
<b>3.1</b>	<b>Promotion of Research and Facilities</b>				
3.1.3	Number of teachers awarded national/international fellowship for advanced studies/research during 2020 - 2021	QnM	6	3	18
<b>3.1</b>	<b>Promotion of Research and Facilities</b>		6	3	18



<b>3.2</b>	<b>Resource Mobilization for Research</b>				
3.2.1	Grants for research projects sponsored by the government, non-government sources such as industry, corporate houses, international bodies, endowments, Chairs in the institution during 2020 - 2021	QnM	2	0	0
3.2.2	Number of teachers having research projects during the 2020 - 2021	QnM	2	0	0
3.2.3	Teachers recognised as research guides	QnM	3	0	0
3.2.4	Number of research projects per teacher funded by government and non-government agencies during 2020 - 2021	QnM	3	0	0
<b>3.2</b>	<b>Resource Mobilization for Research</b>		10	0	0
<b>3.3</b>	<b>Innovation Ecosystem</b>				
3.3.1	What are the innovation done by the Department / Club including Incubation Centre and other initiatives for creation and transfer of knowledge?	QIM	5	0	0
3.3.2	Number of workshops/seminars conducted on Research Methodology, Intellectual Property Rights (IPR) and entrepreneurship and skills development Industry-Academia Innovative practices during 2020 - 2021	QnM	5	2	10
<b>3.3</b>	<b>Innovation Ecosystem</b>		10	1	10
<b>3.4</b>	<b>Research Publications and Awards</b>				
3.4.1	The institution has a stated Code of Ethics to check malpractices and plagiarism in Research	QnM	5	0	0
3.4.2	Number of Ph.D.s registered per teacher during 2020 - 2021	QnM	5	0	0
3.4.3	Number of research papers per teacher in the Journals notified on UGC website during 2020 - 2021	QnM	5	4	20
3.4.4	Number of books and chapters in edited volumes / books published, and papers in national/international conference - proceedings per teacher during 2020 - 2021	QnM	5	2	10
3.4.5	Bibliometrics of the publications during 2020 - 2021 based on average citation index in Scopus/ Web of Science or Pub Med/ Indian Citation Index	QnM	5		0

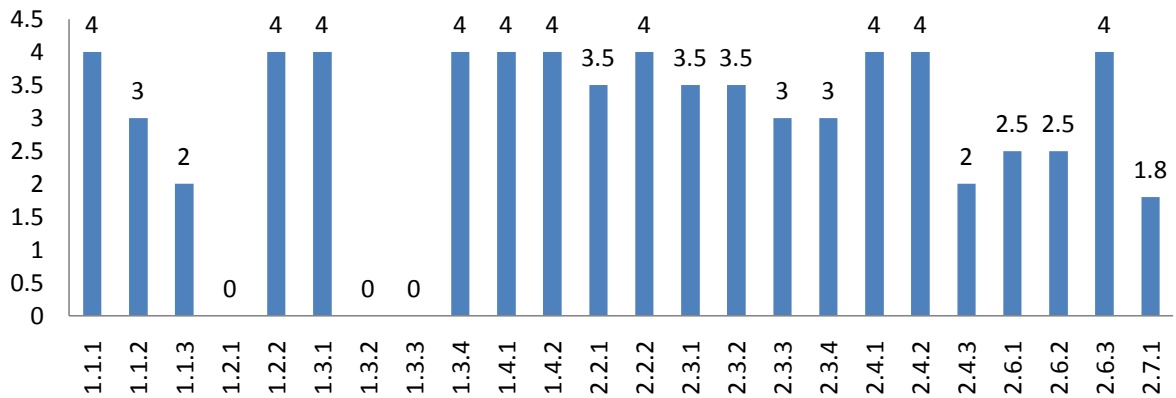
3.4.6	Bibliometrics of the publications during 2020-2021 based on Scopus/ Web of Science – h-index of the Department	QnM	5		0
<b>3.4</b>	<b>Research Publications and Awards</b>		30	1	30
<b>3.5</b>	<b>Consultancy</b>				
3.5.1	Revenue generated from consultancy corporate training during 2020 - 2021	QnM	5	0	0
3.5.2	Amount spent on developing facilities, training teachers and staff for undertaking consultancy during 2020 - 2021 (in Lakhs)	QnM	5	0	0
<b>3.5</b>	<b>Consultancy</b>		10	0	0
<b>3.6</b>	<b>Extension Activities</b>				
3.6.1	What are the Extension activities in the neighborhood community in terms of impact and sensitizing students to social issues and holistic development during 2020 - 2021?	QIM	10	0	0
3.6.2	Number of awards and recognition received for extension activities from Government /recognized bodies during 2020 - 2021	QnM	15	0	0
3.6.3	Number of extension and outreach Programmes conducted in collaboration with industry, community and Non- Government Organizations through NSS/NCC/Red cross/YRC etc., during 2020 - 2021	QnM	10	0	0
3.6.4	Students participating in extension activities with Government Organizations, Non-Government Organizations and Programmes such as Swachh Bharat, Aids Awareness, Gender Issue, etc. during 2020 - 2021	QnM	15	0	0
<b>3.6</b>	<b>Extension Activities</b>		50	0	0
<b>3.7</b>	<b>Collaboration</b>				
3.7.1	Number of Collaborative activities for research, faculty exchange, student exchange / internship/ on –the-job training/ project work	QnM	10	0	0
3.7.2	Number of functional MoUs with institutions of national, international importance, other universities, industries, corporate houses etc. during 2020 - 2021	QnM	10	0	0
<b>3.7</b>	<b>Collaboration</b>		20	0	0
<b>Criterion III – Research, Innovations and Extension</b>			136	0.43	58

<b>Criterion IV – Infrastructure and Learning Resources</b>					
<b>4.1</b>	<b>Physical Facilities</b>				
4.1.1	The institution has adequate facilities for teaching – learning, viz., classrooms, laboratories, computing equipment, etc.	QIM	6	4	24
4.1.3	Percentage of classrooms and seminar halls with ICT – enabled facilities such as smart class, LMS, etc.	QnM	10	0	0
<b>4.1</b>	<b>Physical Facilities</b>		16	1.5	24
<b>4.4</b>	<b>Maintenance of Campus Infrastructure</b>				
4.4.2	Provide the Service/Maintenance Record	QIM	10	0	0
<b>4.4</b>	<b>Maintenance of Campus Infrastructure</b>		10	0	0
<b>Criterion IV – Infrastructure and Learning Resources</b>			26	0.92	24
<b>Criterion V - Student Support and Progression</b>					
<b>5.1</b>	<b>Student Support</b>				
5.1.3	Number of capability enhancement and development schemes 1. Soft skills 2. Language and communication skills 3. Life skills (Yoga, physical fitness, health and hygiene) 4. Awareness of trends in technology (Opt one)	QnM	8	0	0
5.1.4	Students benefited by guidance for competitive examinations and career counseling offered by the institution during 2020 - 2021	QnM	6	0	0
<b>5.1</b>	<b>Student Support</b>		14	0	0
<b>5.2</b>	<b>Student Progression</b>				
5.2.1	Placement of outgoing students during 2020 - 2021	QnM	10	0	0
5.2.2	Student progression to higher education (previous graduating batch i.e., 2020 - 2021)	QnM	10	3	30
5.2.3	Students qualifying in state/ national/ international level examinations during 2020 - 2021 (eg: NET/ SLET/GATE/GMAT /CAT, GRE/TOFEL/Civil Services/State government examinations)	QnM	10	4	40
<b>5.2</b>	<b>Student Progression</b>		30	2.33	70
<b>5.3</b>	<b>Student Participation and Activities</b>				

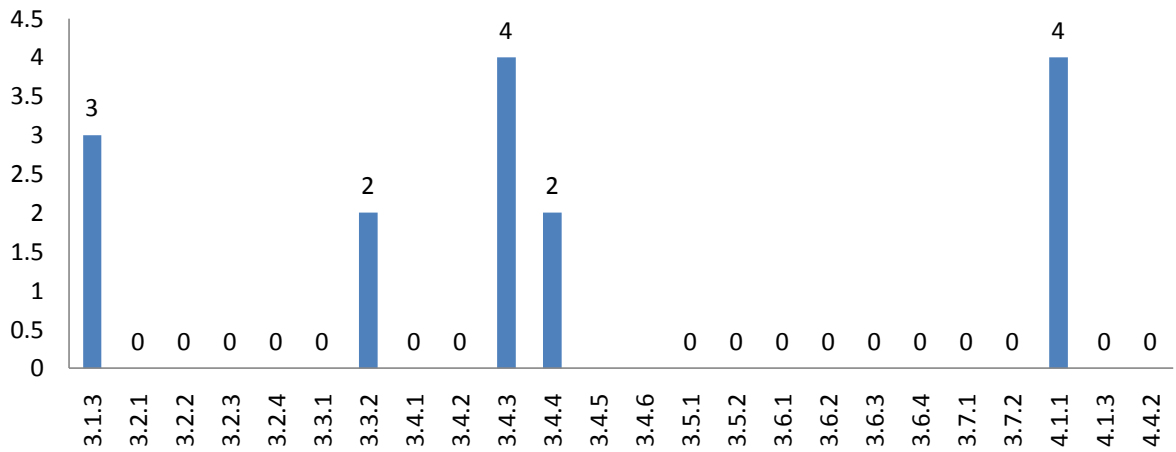
5.3.2	Presence of an active Student Council & representation of students on academic & administrative bodies/committees	QIM	10	3	<b>30</b>
<b>5.3</b>	<b>Student Participation and Activities</b>		10	3	30
<b>Criterion V - Student Support and Progression</b>			54	1.85	100
<b>Criterion VI – Governance, Leadership and Management</b>					
<b>6.3</b>	<b>Faculty Empowerment Strategies</b>				
6.3.3	Number of professional development / administrative training Programmes organized by the Institution for teaching and non teaching staff during 2020 - 2021	QnM	8	0	0
6.3.4	Teachers attending professional development Programmes, viz., Orientation Programme, Refresher Course, Short Term Course, Faculty Development Programmes during 2020 - 2021	QnM	10	3	30
<b>6.3</b>	<b>Faculty Empowerment Strategies</b>		18	1.67	30
<b>Criterion VI – Governance, Leadership and Management</b>			18	1.67	30
<b>Criterion VII – Institutional Values and Best Practices</b>					
<b>7.1</b>	<b>Institutional Values and Social Responsibilities</b>				
7.1.1	Number of gender equity promotion Programmes organized by the department/club/cell/ unit during 2020 - 2021	QIM	5	0	<b>0</b>
7.1.3	Waste Management steps including: a) Solid waste management b) Liquid waste management c) Biomedical waste management d) E-waste management e) Waste recycling system f) Hazardous chemicals and radioactive waste management	QIM	4	0	<b>0</b>
7.1.4	Rain water harvesting structures and utilization : 1. Rain water harvesting 2. Borewell /Open well recharge 3. Construction of tanks and bunds 4. Waste water recycling 5. Maintenance of water bodies and distribution system in the campus	QnM	4	3	<b>12</b>
7.1.8	Institutional efforts/initiatives in providing an inclusive environment i.e., tolerance and harmony towards cultural, regional, linguistic, communal socioeconomic and other diversities	QIM	5	1	<b>5</b>

7.1.9	Sensitization of students and employees of the Institution to the constitutional obligations: values, rights, duties and responsibilities of citizens	QIM	4	2.5	10
7.1.11	Institution celebrates / organizes national and international commemorative days, events and festivals	QIM	5	0	0
<b>7.1</b>	<b>Institutional Values and Social Responsibilities</b>		27	1	27
<b>7.2</b>	<b>Best Practices</b>				
7.2.1	Describe any one best practice followed by the Department / Cell / Body / Committee / Club/Unit	QIM	30	2.5	75
<b>7.2</b>	<b>Best Practices</b>		30	2.5	75
<b>7.3</b>	<b>Institutional Distinctiveness</b>				
7.3.1	Describe/Explain the performance the Department in one area distinctive to its Vision, Priority & Thrust	QIM	20	2	40
<b>7.3</b>	<b>Institutional Distinctiveness</b>		20	2	40
<b>Criterion VII – Institutional Values and Best Practices</b>			77	1.84	142
	<b>Criteria-wise Assessment</b>		<b>Weightage (W)</b>	<b>Score</b>	<b>Wtd Grade Point (WGP)</b>
1	Curricular Aspects		150.00	2.67	400.00
2	Teaching, Learning & Evaluation		230.00	3.01	692.50
3	Research, Innovation & Extension		136.00	0.43	58.00
4	Infrastructure & Learning resources		26.00	0.92	24.00
5	Student Support & Progression		54.00	1.85	100.00
6	Governance, Leadership & Management		18.00	1.67	30.00
7	Institutional values & Best Practices		77.00	1.84	142.00
	<b>Overall:-</b>		691.00	2.09	1446.50

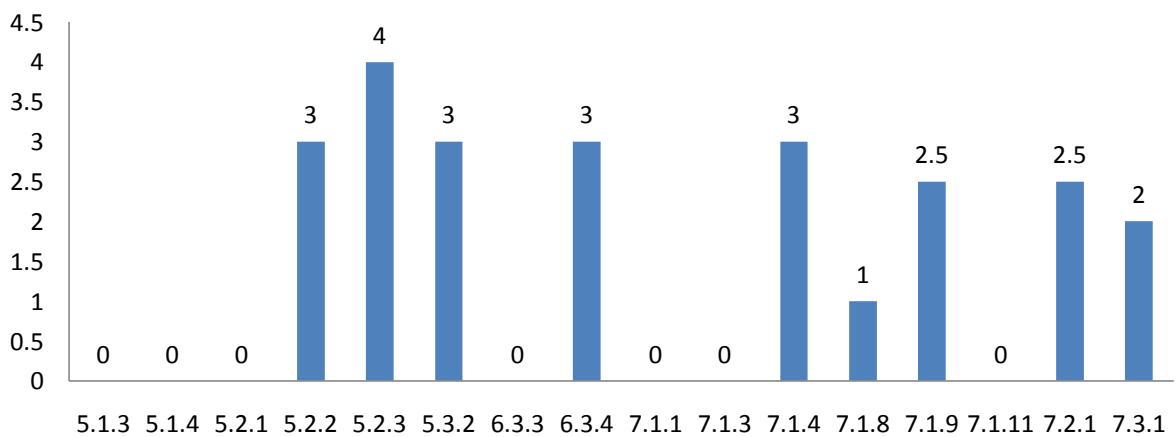
### Performance of metrics in Curricular Aspects, Teaching-learning and Evaluation



### Performance of metrics in Research, Innovations and Extension, Infrastructure and Learning Resources



### Performance of metrics in Student Support and Progression, Governance, Leadership and Management, Institutional Values and Best Practices



## Department : English

### Academic and Administrative Audit - 2020-2021

#### Strengths and Weaknesses

##### Strengths :

- Feedback System
- Catering to Student Diversity
- Teacher Profile and Quality
- Teaching - Learning Process
- Curriculum Design and Development
- Student Performance and Learning Outcomes
- Promotion of Research and Facilities
- Student Participation and Activities

##### Weaknesses :

- Best Practices
- Student Progression
- Academic Flexibility
- Curriculum Enrichment
- Institutional Distinctiveness
- Student Satisfaction Survey
- Faculty Empowerment Strategies
- Physical Facilities
- Innovation Ecosystem
- Research Publications and Awards
- Institutional Values and Social Responsibilities
- Resource Mobilization for Research
- Consultancy
- Extension Activities
- Collaboration
- Maintenance of Campus Infrastructure
- Student Support





**Scott Christian College (Autonomous)**  
Nagercoil – 629 003, Tamil Nadu, India

**INTERNAL QUALITY ASSURANCE CELL**



# **ACADEMIC & ADMINISTRATIVE AUDIT 2020-2021**

**DEPARTMENT OF TAMIL**

**GRADE**

**C**

**Score : 1.59/4**



Department : TAMIL

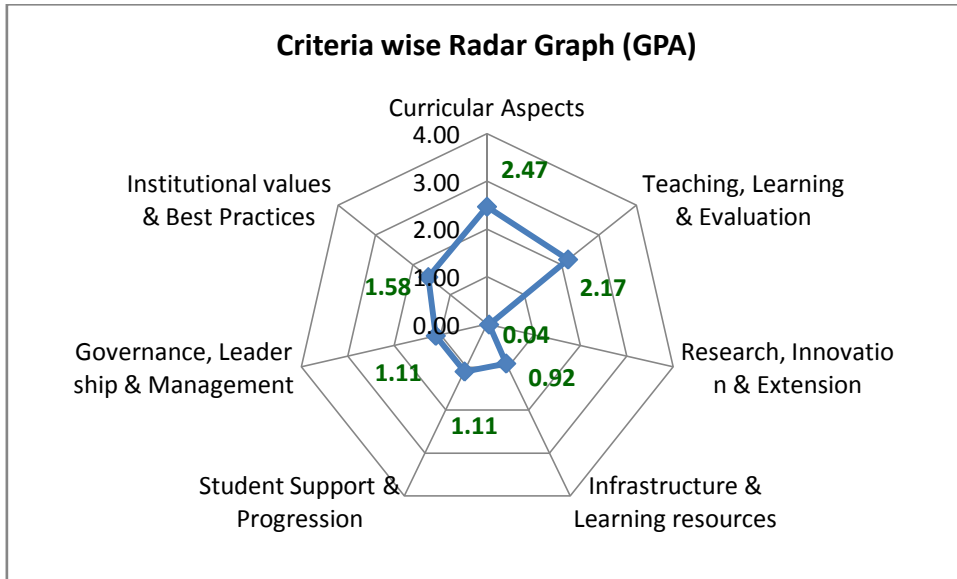
Academic and Administrative Audit - 2020-2021

No	Criteria	Weightage (W1)	Criterion-wise Weighted Grade Point (CrWGP1)	Grade Point Averages (CrWGP <sub>i</sub> /W <sub>i</sub> )
1	Curricular Aspects	150.00	370.00	2.47
2	Teaching, Learning & Evaluation	230.00	500.00	2.17
3	Research, Innovation & Extension	136.00	5.00	0.04
4	Infrastructure & Learning resources	26.00	24.00	0.92
5	Student Support & Progression	54.00	60.00	1.11
6	Governance, Leadership & Management	18.00	20.00	1.11
7	Institutional values & Best Practices	77.00	122.00	1.58
	<b>Total</b>	<b>691.00</b>	<b>1101.00</b>	<b>1.59</b>
	<b>CGPA :</b>	<b>1.59</b>		

Dean IQAC

Principal

**Department : TAMIL**

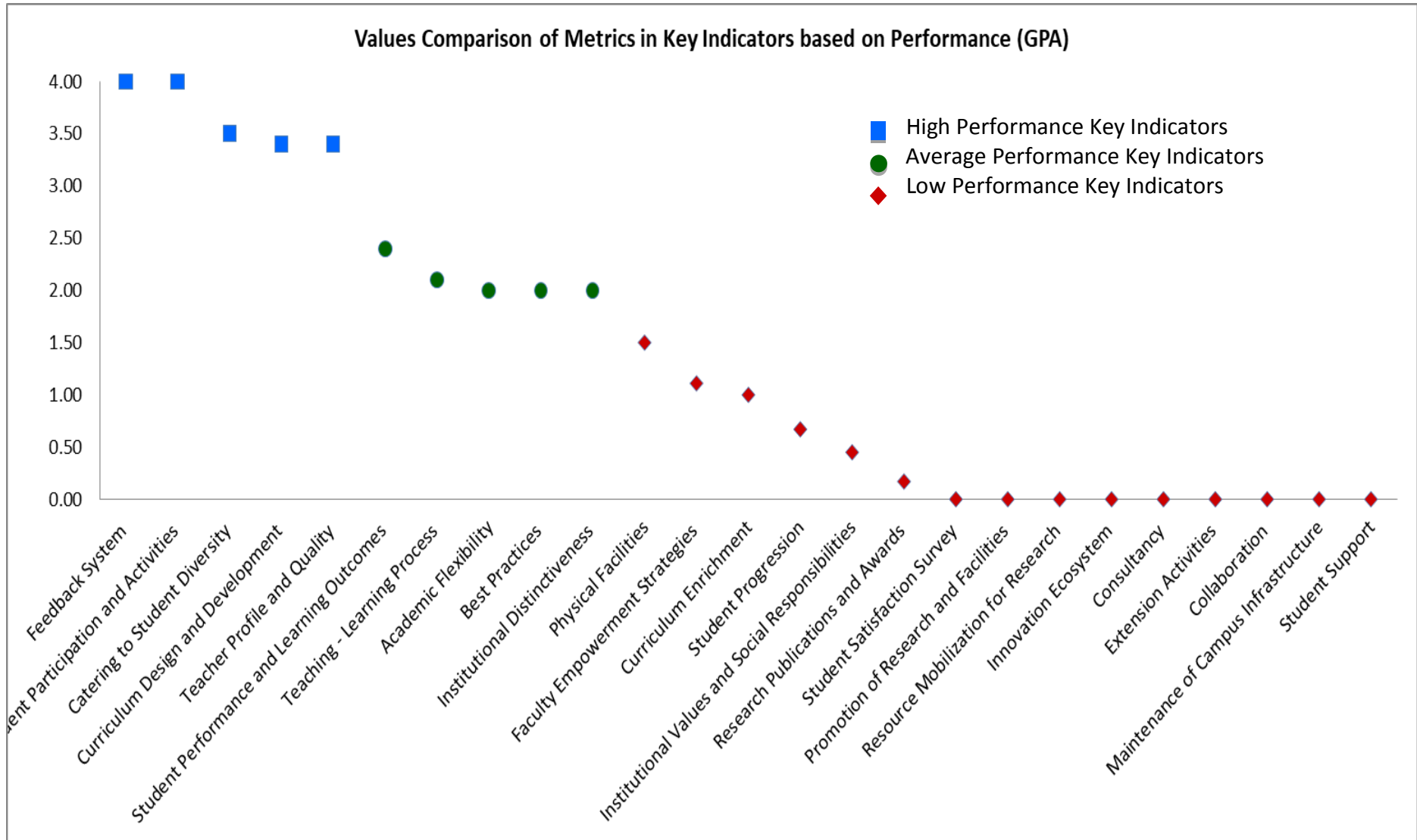


Department : Tamil

Academic and Administrative Audit - 2020-2021

No	Criteria and Key Indicators	Key Indicator Weightage (W <sub>i</sub> )	Key Indicator Wise Weighted Grade Points (KIWGP) <sub>i</sub>	Grade Point Averages (CrWGPI/W <sub>i</sub> )
<b>Criterion I – Curricular Aspects</b>				
1.1	Curriculum Design and Development	50	170.00	3.40
1.2	Academic Flexibility	40	80.00	2.00
1.3	Curriculum Enrichment	40	40.00	1.00
1.4	Feedback System	20	80.00	4.00
	<b>Total</b>	<b>150</b>	<b>370.00</b>	<b>2.47</b>
<b>Criterion II – Teaching-Learning and Evaluation</b>				
2.2	Catering to Student Diversity	30	105.00	3.50
2.3	Teaching - Learning Process	50	105.00	2.10
2.4	Teacher Profile and Quality	50	170.00	3.40
2.6	Student Performance and Learning Outcomes	50	120.00	2.40
2.7	Student Satisfaction Survey	50	0.00	0.00
	<b>Total</b>	<b>230</b>	<b>500.00</b>	<b>2.17</b>
<b>Criterion III – Research, Innovations and Extension</b>				
3.1	Promotion of Research and Facilities	6	0.00	0.00
3.2	Resource Mobilization for Research	10	0.00	0.00
3.3	Innovation Ecosystem	10	0.00	0.00
3.4	Research Publications and Awards	30	5.00	0.17
3.5	Consultancy	10	0.00	0.00
3.6	Extension Activities	50	0.00	0.00
3.7	Collaboration	20	0.00	0.00
	<b>Total</b>	<b>136</b>	<b>5.00</b>	<b>0.04</b>

<b>Criterion IV – Infrastructure and Learning Resources</b>				
4.1	Physical Facilities	16	24.00	1.50
4.4	Maintenance of Campus Infrastructure	10	0.00	0.00
	<b>Total</b>	<b>26</b>	<b>24.00</b>	<b>0.92</b>
<b>Criterion V - Student Support and Progression</b>				
5.1	Student Support	14	0.00	0.00
5.2	Student Progression	30	20.00	0.67
5.3	Student Participation and Activities	10	40.00	4.00
	<b>Total</b>	<b>54</b>	<b>60.00</b>	<b>1.11</b>
<b>Criterion VI – Governance, Leadership and Management</b>				
6.3	Faculty Empowerment Strategies	18	20.00	1.11
	<b>Total</b>	<b>18</b>	<b>20.00</b>	<b>1.11</b>
<b>Criterion VII – Institutional Values and Best Practices</b>				
7.1	Institutional Values and Social Responsibilities	27	22.00	0.81
7.2	Best Practices	30	60.00	2.00
7.3	Institutional Distinctiveness	20	40.00	2.00
	<b>Total</b>	<b>77</b>	<b>122.00</b>	<b>1.58</b>
	<b>Grand Total</b>	<b>691</b>	<b>1101.00</b>	<b>1.59</b>





## Scott Christian College (Autonomous), Nagercoil

AAA 2020 - 2021 - Assessment Sheet

Department of Tamil



### Qualitative & Quantitative Metrics

Metric	Parameter	QIM/ QnM	Weightage	Score	Wtd. Score
<b>Criterion I – Curricular Aspects</b>					
<b>1.1</b>	<b>Curriculum Design and Development</b>				
1.1.1	Curricula developed/adopted having Learning Outcomes including Programme Outcomes (Pos), Programme specific outcomes (PSOs) and Course Outcomes (COs) for all the UG, PG and M.Phil programmes offered by the Department and mapped them with syllabus properly.	QIM	20	4	80
1.1.2	List of Programmes where syllabus revision was carried out during 2020 - 2021	QnM	20	4	80
1.1.3	Courses having focus on employability/ entrepreneurship/ skill development during 2020 - 2021	QnM	10	1	10
<b>1.1</b>	<b>Curriculum Design and Development</b>		<b>50</b>	<b>3.4</b>	<b>170</b>
<b>1.2</b>	<b>Academic Flexibility</b>				
1.2.1	New courses introduced of the total number of courses across all programs offered during 2020 - 2021.	QnM	20	0	0
1.2.2	Programs in which Choice Based Credit System (CBCS)/elective course system has been implemented (2020 - 2021)	QnM	20	4	80
<b>1.2</b>	<b>Academic Flexibility</b>		<b>40</b>	<b>2</b>	<b>80</b>
<b>1.3</b>	<b>Curriculum Enrichment</b>				
1.3.1	List of courses whose syllabus integrate Cross cutting Issues related to Gender/ Environment & Sustainability/Human Values & Professional Ethics.	QIM	10	4	40
1.3.2	List of Value-added courses imparting transferable and life skills offered during 2020 - 2021 with details of the students	QnM	10	0	0

1.3.3	(Average Percentage of students enrolled in the courses under 1.3.2 above) List of Value-added courses imparting transferable and life skills offered during 2020 - 2021 with details of the students	QnM	10	0	0
1.3.4	Details of students undertaking field projects / internships (2020 - 2021)	QnM	10	0	0
<b>1.3</b>	<b>Curriculum Enrichment</b>		<b>40</b>	<b>1</b>	<b>40</b>
<b>1.4</b>	<b>Feedback System</b>				
1.4.1	Structured feedback received from: 1) Students, 2) Teachers, 3) Employers, 4) Alumni 5) Parents, for design and review of syllabus - Semester wise /year wise (Weightage: 10 QnM) Options: A. Any 4 of the above B. Any 3 of the above C. Any 2 of the above D. Any 1 of the above E. None of the above	QnM	10	4	40
1.4.2	Feedback processes of the institution may be classified as follows: A) A. Feedback collected, analysed and action taken and report made available on website B) Feedback collected, analysed and action has been taken C) Feedback collected and analysed D) Feedback collected E) Feedback not obtained	QnM	10	4	40
<b>1.4</b>	<b>Feedback System</b>		<b>20</b>	<b>4</b>	<b>80</b>
<b>Criterion I – Curricular Aspects</b>			<b>150</b>	<b>2.47</b>	<b>370</b>
<b>Criterion II – Teaching-Learning and Evaluation</b>					
<b>2.2</b>	<b>Catering to Student Diversity</b>				
2.2.1	The institution assesses the learning levels of the students, after admission and organises special programs for advanced learners and slow learners	QIM	15	3	45
2.2.2	Student - Full time teacher ratio(current year data)	QnM	15	4	60
<b>2.2</b>	<b>Catering to Student Diversity</b>		<b>30</b>	<b>3.5</b>	<b>105</b>
<b>2.3</b>	<b>Teaching - Learning Process</b>				
2.3.1	Student centric methods, such as experiential learning, participative learning and problem solving methodologies are used for enhancing learning experiences	QIM	15	3	45

2.3.2	Teachers use ICT enabled tools including online resources for effective teaching and learning process	QIM	15	0	0
2.3.3	Ratio of students to mentor for academic and stress related issues (current year data)	QnM	10	4	40
2.3.4	Preparation and adherence to Academic Calendar and Teaching plans by the institution	QIM	10	2	20
<b>2.3</b>	<b>Teaching - Learning Process</b>		<b>50</b>	<b>2.1</b>	<b>105</b>
<b>2.4</b>	<b>Teacher Profile and Quality</b>				
2.4.1	Full time teachers against sanctioned posts during 2020 - 2021	QnM	15	4	60
2.4.2	Full time teachers with Ph.D. (/ D.M. / M.Ch. / D.N.B Super speciality / D.Sc. / D.Litt. )during 2020 - 2021	QnM	20	4	80
2.4.3	Teaching experience of full time teachers in same institution number of years (current year data)	QnM	15	2	30
<b>2.4</b>	<b>Teacher Profile and Quality</b>		<b>50</b>	<b>3.4</b>	<b>170</b>
<b>2.6</b>	<b>Student Performance and Learning Outcomes</b>				
2.6.1	i) Provide the web link displaying Programme Outcomes(PO)/Programme Specific Outcomes (PSO) / Course Outcomes (CO) for all programmes offered by the Department.	QIM	20	2	40
2.6.2	Evaluation of attainment of PO, PSO & CO	QIM	10	2	20
2.6.3	Passed out details of final year students	QnM	20	3	60
<b>2.6</b>	<b>Student Performance and Learning Outcomes</b>		<b>50</b>	<b>2.4</b>	<b>120</b>
<b>2.7</b>	<b>Student Satisfaction Survey</b>				
2.7.1	Online student satisfaction survey (SSS) regarding to teaching learning process.	QnM	50	<b>0</b>	<b>0</b>
<b>2.7</b>	<b>Student Satisfaction Survey</b>		<b>50</b>	<b>0</b>	<b>0</b>
<b>Criterion II – Teaching-Learning and Evaluation</b>			<b>230</b>	<b>2.17</b>	<b>500</b>
<b>Criterion III – Research, Innovations and Extension</b>					
<b>3.1</b>	<b>Promotion of Research and Facilities</b>				
3.1.3	Number of teachers awarded national/international fellowship for advanced studies/ research during 2020 - 2021	QnM	6	0	<b>0</b>
<b>3.1</b>	<b>Promotion of Research and Facilities</b>		<b>6</b>	<b>0</b>	<b>0</b>



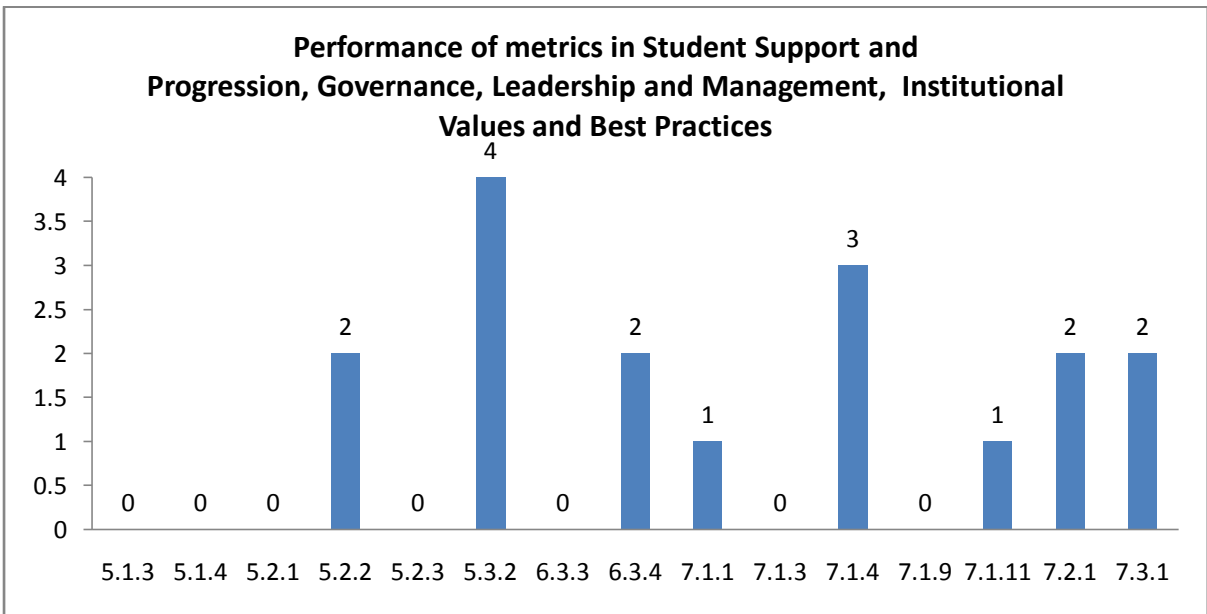
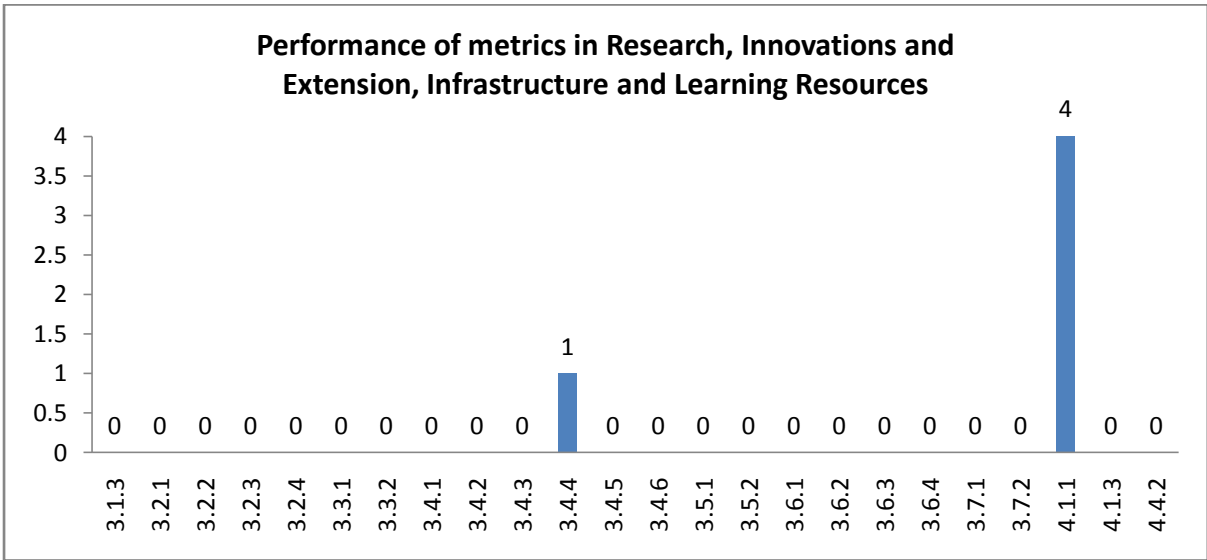
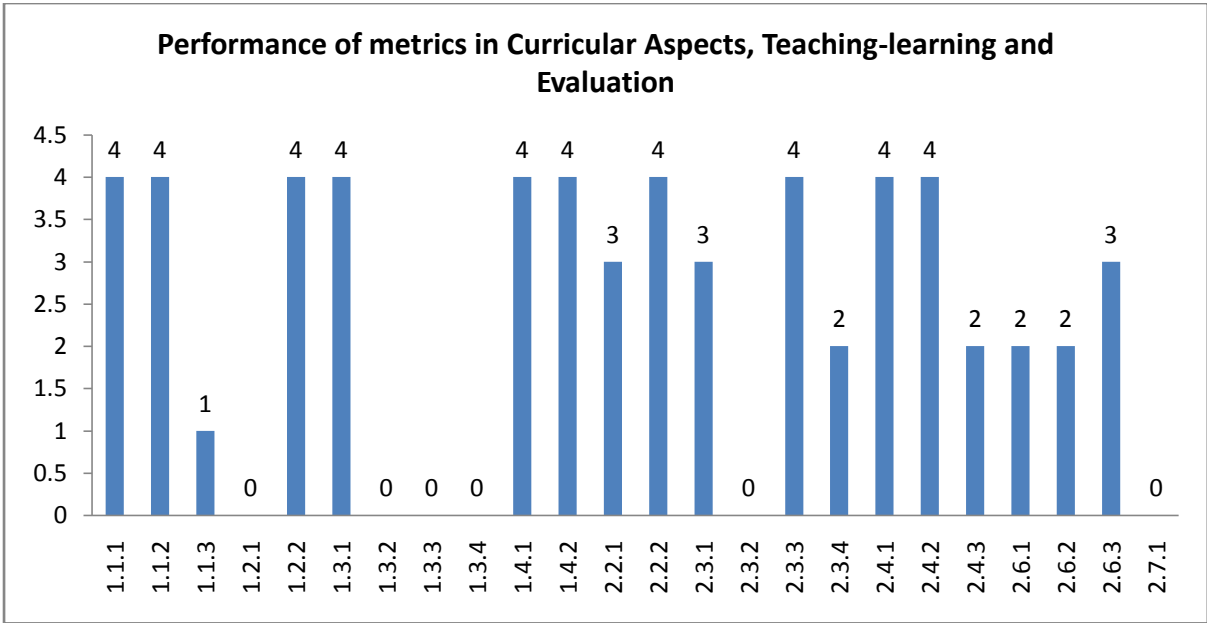
<b>3.2</b>	<b>Resource Mobilization for Research</b>				
3.2.1	Grants for research projects sponsored by the government, non-government sources such as industry, corporate houses, international bodies, endowments, Chairs in the institution during 2020 - 2021	QnM	2	0	0
3.2.2	Number of teachers having research projects during the 2020 - 2021	QnM	2	0	0
3.2.3	Teachers recognised as research guides	QnM	3	0	0
3.2.4	Number of research projects per teacher funded by government and non-government agencies during 2020 - 2021	QnM	3	0	0
<b>3.2</b>	<b>Resource Mobilization for Research</b>		10	0	0
<b>3.3</b>	<b>Innovation Ecosystem</b>				
3.3.1	What are the innovation done by the Department / Club including Incubation Centre and other initiatives for creation and transfer of knowledge?	QIM	5	0	0
3.3.2	Number of workshops/seminars conducted on Research Methodology, Intellectual Property Rights (IPR) and entrepreneurship and skills development Industry-Academia Innovative practices during 2020 - 2021	QnM	5	0	0
<b>3.3</b>	<b>Innovation Ecosystem</b>		10	0	0
<b>3.4</b>	<b>Research Publications and Awards</b>				
3.4.1	The institution has a stated Code of Ethics to check malpractices and plagiarism in Research	QnM	5	0	0
3.4.2	Number of Ph.D.s registered per teacher during 2020 - 2021	QnM	5	0	0
3.4.3	Number of research papers per teacher in the Journals notified on UGC website during 2020 - 2021	QnM	5	0	0
3.4.4	Number of books and chapters in edited volumes / books published, and papers in national/international conference - proceedings per teacher during 2020 - 2021	QnM	5	1	5
3.4.5	Bibliometrics of the publications during 2020 - 2021 based on average citation index in Scopus/ Web of Science or Pub Med/ Indian Citation Index	QnM	5	0	0

3.4.6	Bibliometrics of the publications during 2020-2021 based on Scopus/ Web of Science – h-index of the Department	QnM	5	0	0
<b>3.4</b>	<b>Research Publications and Awards</b>		<b>30</b>	<b>0.17</b>	<b>5</b>
<b>3.5</b>	<b>Consultancy</b>				
3.5.1	Revenue generated from consultancy corporate training during 2020 - 2021	QnM	5	0	0
3.5.2	Amount spent on developing facilities, training teachers and staff for undertaking consultancy during 2020 - 2021 (in Lakhs)	QnM	5	0	0
<b>3.5</b>	<b>Consultancy</b>		<b>10</b>	<b>0</b>	<b>0</b>
<b>3.6</b>	<b>Extension Activities</b>				
3.6.1	What are the Extension activities in the neighborhood community in terms of impact and sensitizing students to social issues and holistic development during 2020 - 2021?	QIM	10	0	0
3.6.2	Number of awards and recognition received for extension activities from Government /recognized bodies during 2020 - 2021	QnM	15	0	0
3.6.3	Number of extension and outreach Programmes conducted in collaboration with industry, community and Non- Government Organizations through NSS/NCC/Red cross/YRC etc., during 2020 - 2021	QnM	10	0	0
3.6.4	Students participating in extension activities with Government Organizations, Non-Government Organizations and Programmes such as Swachh Bharat, Aids Awareness, Gender Issue, etc. during 2020 - 2021	QnM	15	0	0
<b>3.6</b>	<b>Extension Activities</b>		<b>50</b>	<b>0</b>	<b>0</b>
<b>3.7</b>	<b>Collaboration</b>				
3.7.1	Number of Collaborative activities for research, faculty exchange, student exchange / internship/ on –the-job training/ project work	QnM	10	0	0
3.7.2	Number of functional MoUs with institutions of national, international importance, other universities, industries, corporate houses etc. during 2020 - 2021	QnM	10	0	0
<b>3.7</b>	<b>Collaboration</b>		<b>20</b>	<b>0</b>	<b>0</b>
<b>Criterion III – Research, Innovations and Extension</b>			<b>136</b>	<b>0.04</b>	<b>5</b>

<b>Criterion IV – Infrastructure and Learning Resources</b>					
<b>4.1</b>	<b>Physical Facilities</b>				
4.1.1	The institution has adequate facilities for teaching – learning, viz., classrooms, laboratories, computing equipment, etc.	QIM	6	4	24
4.1.3	Percentage of classrooms and seminar halls with ICT – enabled facilities such as smart class, LMS, etc.	QnM	10	0	0
<b>4.1</b>	<b>Physical Facilities</b>		16	1.5	24
<b>4.4</b>	<b>Maintenance of Campus Infrastructure</b>				
4.4.2	Provide the Service/Maintenance Record	QIM	10	0	0
<b>4.4</b>	<b>Maintenance of Campus Infrastructure</b>		10	0	0
<b>Criterion IV – Infrastructure and Learning Resources</b>			26	0.92	24
<b>Criterion V - Student Support and Progression</b>					
<b>5.1</b>	<b>Student Support</b>				
5.1.3	Number of capability enhancement and development schemes 1. Soft skills 2. Language and communication skills 3. Life skills (Yoga, physical fitness, health and hygiene) 4. Awareness of trends in technology (Opt one)	QnM	8	0	0
5.1.4	Students benefited by guidance for competitive examinations and career counseling offered by the institution during 2020 - 2021	QnM	6	0	0
<b>5.1</b>	<b>Student Support</b>		14	0	0
<b>5.2</b>	<b>Student Progression</b>				
5.2.1	Placement of outgoing students during 2020 - 2021	QnM	10	0	0
5.2.2	Student progression to higher education (previous graduating batch i.e., 2020 - 2021)	QnM	10	2	20
5.2.3	Students qualifying in state/ national/ international level examinations during 2020 - 2021 (eg: NET/ SLET/GATE/GMAT /CAT, GRE/TOFEL/Civil Services/State government examinations)	QnM	10	0	0
<b>5.2</b>	<b>Student Progression</b>		30	0.67	20

<b>5.3</b>	<b>Student Participation and Activities</b>				
5.3.2	Presence of an active Student Council & representation of students on academic & administrative bodies/committees	QIM	10	4	<b>40</b>
<b>5.3</b>	<b>Student Participation and Activities</b>		10	4	40
<b>Criterion V - Student Support and Progression</b>			54	1.11	60
<b>Criterion VI – Governance, Leadership and Management</b>					
<b>6.3</b>	<b>Faculty Empowerment Strategies</b>				
6.3.3	Number of professional development / administrative training Programmes organized by the Institution for teaching and non teaching staff during 2020 - 2021	QnM	8	0	0
6.3.4	Teachers attending professional development Programmes, viz., Orientation Programme, Refresher Course, Short Term Course, Faculty Development Programmes during 2020 - 2021	QnM	10	2	20
<b>6.3</b>	<b>Faculty Empowerment Strategies</b>		18	1.11	20
<b>Criterion VI – Governance, Leadership and Management</b>			18	1.11	20
<b>Criterion VII – Institutional Values and Best Practices</b>					
<b>7.1</b>	<b>Institutional Values and Social Responsibilities</b>				
7.1.1	Number of gender equity promotion Programmes organized by the department/club/cell/ unit during 2020 - 2021	QIM	5	1	<b>5</b>
7.1.3	Waste Management steps including: a) Solid waste management b) Liquid waste management c) Biomedical waste management d) E-waste management e) Waste recycling system f) Hazardous chemicals and radioactive waste management	QIM	4	0	<b>0</b>
7.1.4	Rain water harvesting structures and utilization : 1. Rain water harvesting 2. Borewell /Open well recharge 3. Construction of tanks and bunds 4. Waste water recycling 5. Maintenance of water bodies and distribution system in the campus	QnM	4	3	<b>12</b>
7.1.8	Institutional efforts/initiatives in providing an inclusive environment i.e., tolerance and harmony towards cultural, regional, linguistic, communal socioeconomic and other diversities	QIM	5	0	<b>0</b>

7.1.9	Sensitization of students and employees of the Institution to the constitutional obligations: values, rights, duties and responsibilities of citizens	QIM	4	0	0
7.1.11	Institution celebrates / organizes national and international commemorative days, events and festivals	QIM	5	1	5
<b>7.1</b>	<b>Institutional Values and Social Responsibilities</b>		27	0.81	22
<b>7.2</b>	<b>Best Practices</b>				
7.2.1	Describe any one best practice followed by the Department / Cell / Body / Committee / Club/Unit	QIM	30	2	60
<b>7.2</b>	<b>Best Practices</b>		30	2	60
<b>7.3</b>	<b>Institutional Distinctiveness</b>				
7.3.1	Describe/Explain the performance the Department in one area distinctive to its Vision, Priority & Thrust	QIM	20	2	40
<b>7.3</b>	<b>Institutional Distinctiveness</b>		20	2	40
<b>Criterion VII – Institutional Values and Best Practices</b>			77	1.58	122
	<b>Criteria-wise Assessment</b>		<b>Weightage (W)</b>	<b>Score</b>	<b>Wtd Grade Point (WGP)</b>
1	Curricular Aspects		150.00	2.47	370.00
2	Teaching, Learning & Evaluation		230.00	2.17	500.00
3	Research, Innovation & Extension		136.00	0.04	5.00
4	Infrastructure & Learning resources		26.00	0.92	24.00
5	Student Support & Progression		54.00	1.11	60.00
6	Governance, Leadership & Management		18.00	1.11	20.00
7	Institutional values & Best Practices		77.00	1.58	122.00
	<b>Overall:-</b>		691.00	1.59	1101.00



**Department : Tamil**

**Academic and Administrative Audit - 2020-2021**

**Strengths and Weaknesses**

**Strengths :**

- Feedback System
- Student Participation and Activities
- Catering to Student Diversity
- Curriculum Design and Development
- Teacher Profile and Quality

**Weaknesses :**

- Student Performance and Learning Outcomes
- Teaching - Learning Process
- Academic Flexibility
- Best Practices
- Institutional Distinctiveness
- Physical Facilities
- Faculty Empowerment Strategies
- Curriculum Enrichment
- Student Progression
- Institutional Values and Social Responsibilities
- Research Publications and Awards
- Student Satisfaction Survey
- Promotion of Research and Facilities
- Resource Mobilization for Research
- Innovation Ecosystem
- Consultancy
- Extension Activities
- Collaboration
- Maintenance of Campus Infrastructure
- Student Support



**Scott Christian College (Autonomous)**  
Nagercoil – 629 003, Tamil Nadu, India

**INTERNAL QUALITY ASSURANCE CELL**



# **ACADEMIC & ADMINISTRATIVE AUDIT 2020-2021**

## **DEPARTMENT OF MALAYALAM**

**GRADE**

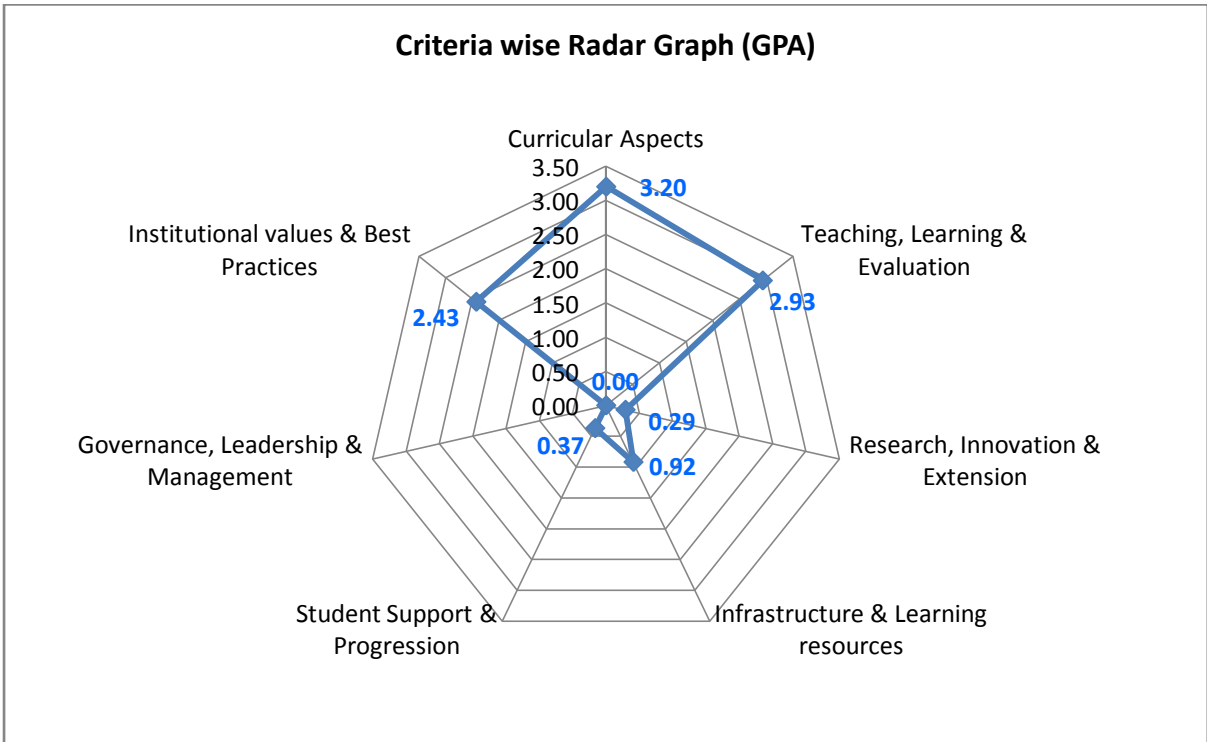
**C**

**Score : 1.99/4**





**Department : Malayalam**



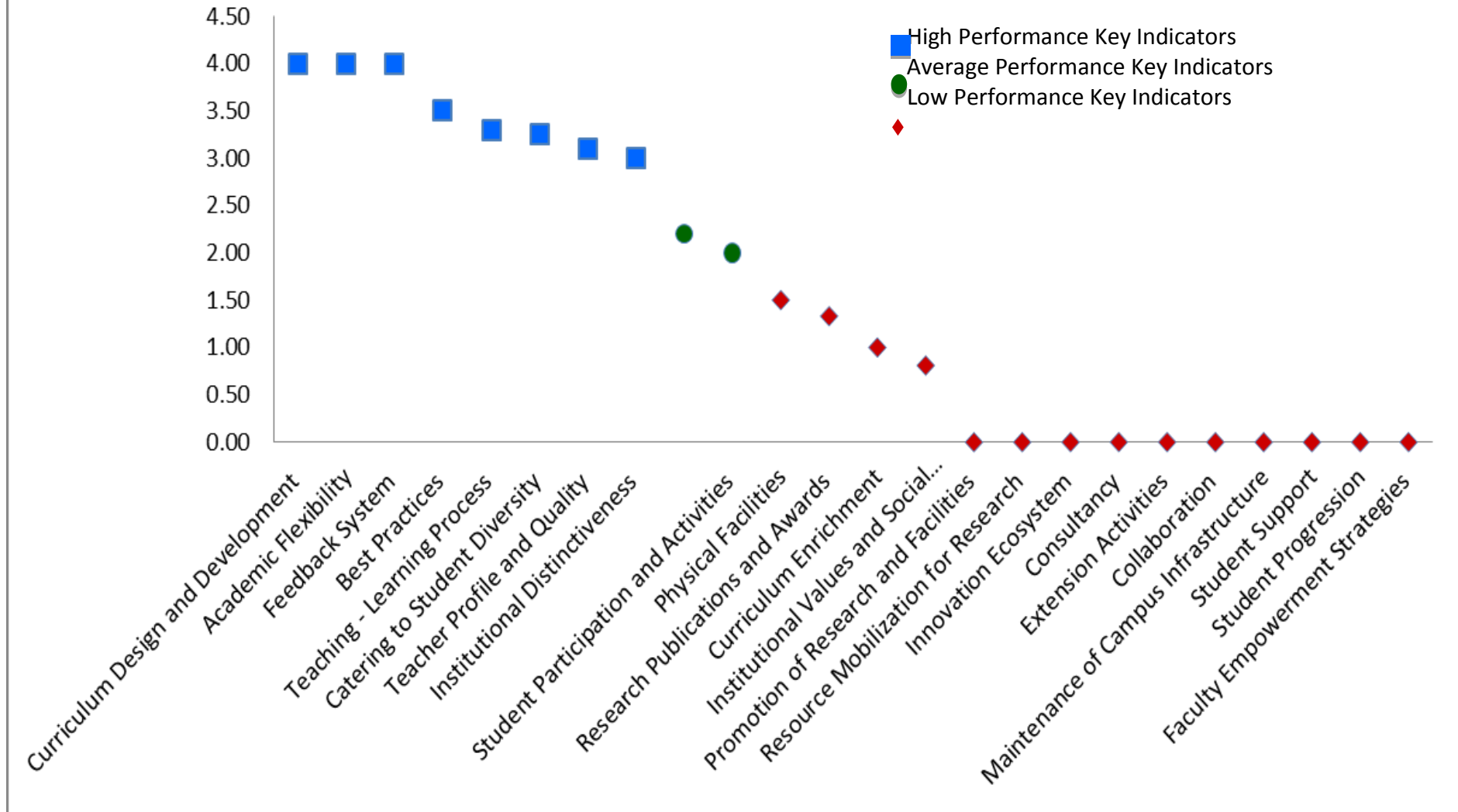
Department : Malayalam

Academic and Administrative Audit - 2020-2021

No	Criteria and Key Indicators	Key Indicator Weightage (W <sub>i</sub> )	Key Indicator Wise Weighted Grade Points (KIWGP) <sub>i</sub>	Grade Point Averages (CrWGPI/W <sub>i</sub> )
<b>Criterion I – Curricular Aspects</b>				
1.1	Curriculum Design and Development	50	200.00	4.00
1.2	Academic Flexibility	40	160.00	4.00
1.3	Curriculum Enrichment	40	40.00	1.00
1.4	Feedback System	20	80.00	4.00
	<b>Total</b>	<b>150</b>	<b>480.00</b>	<b>3.20</b>
<b>Criterion II – Teaching-Learning and Evaluation</b>				
2.2	Catering to Student Diversity	30	97.50	3.25
2.3	Teaching - Learning Process	50	165.00	3.30
2.4	Teacher Profile and Quality	50	155.00	3.10
2.6	Student Performance and Learning Outcomes	50	110.00	2.20
	<b>Total</b>	<b>180</b>	<b>527.50</b>	<b>2.93</b>
<b>Criterion III – Research, Innovations and Extension</b>				
3.1	Promotion of Research and Facilities	6	0.00	0.00
3.2	Resource Mobilization for Research	10	0.00	0.00
3.3	Innovation Ecosystem	10	0.00	0.00
3.4	Research Publications and Awards	30	40.00	1.33
3.5	Consultancy	10	0.00	0.00
3.6	Extension Activities	50	0.00	0.00
3.7	Collaboration	20	0.00	0.00
	<b>Total</b>	<b>136</b>	<b>40.00</b>	<b>0.29</b>

<b>Criterion IV – Infrastructure and Learning Resources</b>				
4.1	Physical Facilities	16	24.00	1.50
4.4	Maintenance of Campus Infrastructure	10	0.00	0.00
	<b>Total</b>	<b>26</b>	<b>24.00</b>	<b>0.92</b>
<b>Criterion V - Student Support and Progression</b>				
5.1	Student Support	14	0.00	0.00
5.2	Student Progression	30	0.00	0.00
5.3	Student Participation and Activities	10	20.00	2.00
	<b>Total</b>	<b>54</b>	<b>20.00</b>	<b>0.37</b>
<b>Criterion VI – Governance, Leadership and Management</b>				
6.3	Faculty Empowerment Strategies	18	0.00	0.00
	<b>Total</b>	<b>18</b>	<b>0.00</b>	<b>0.00</b>
<b>Criterion VII – Institutional Values and Best Practices</b>				
7.1	Institutional Values and Social Responsibilities	27	22.00	0.81
7.2	Best Practices	30	105.00	3.50
7.3	Institutional Distinctiveness	20	60.00	3.00
	<b>Total</b>	<b>77</b>	<b>187.00</b>	<b>2.43</b>
	<b>Grand Total</b>	<b>641</b>	<b>1278.50</b>	<b>1.99</b>

**Values Comparison of Metrics in Key Indicators based on Performance (GPA)**





## Scott Christian College (Autonomous), Nagercoil



AAA 2020 - 2021 - Assessment Sheet

Department of Malayalam

### Qualitative & Quantitative Metrics

Metric	Parameter	QIM/ QnM	Weightage	Score	Wtd. Score
<b>Criterion I – Curricular Aspects</b>					
<b>1.1</b>	<b>Curriculum Design and Development</b>				
1.1.1	Curricula developed/adopted having Learning Outcomes including Programme Outcomes (Pos), Programme specific outcomes (PSOs) and Course Outcomes (COs) for all the UG, PG and M.Phil programmes offered by the Department and mapped them with syllabus properly.	QIM	20	4	80
1.1.2	List of Programmes where syllabus revision was carried out during 2020 - 2021	QnM	20	4	80
1.1.3	Courses having focus on employability/ entrepreneurship/ skill development during 2020 - 2021	QnM	10	4	40
<b>1.1</b>	<b>Curriculum Design and Development</b>		<b>50</b>	<b>4</b>	<b>200</b>
<b>1.2</b>	<b>Academic Flexibility</b>				
1.2.1	New courses introduced of the total number of courses across all programs offered during 2020 - 2021.	QnM	20	4	80
1.2.2	Programs in which Choice Based Credit System (CBCS)/elective course system has been implemented (2020 - 2021)	QnM	20	4	80
<b>1.2</b>	<b>Academic Flexibility</b>		<b>40</b>	<b>4</b>	<b>160</b>
<b>1.3</b>	<b>Curriculum Enrichment</b>				
1.3.1	List of courses whose syllabus integrate Cross cutting Issues related to Gender/ Environment & Sustainability/Human Values & Professional Ethics.	QIM	10	4	40
1.3.2	List of Value-added courses imparting transferable and life skills offered during 2020 - 2021 with details of the students	QnM	10	0	0

1.3.3	(Average Percentage of students enrolled in the courses under 1.3.2 above) List of Value-added courses imparting transferable and life skills offered during 2020 - 2021 with details of the students	QnM	10	0	0
1.3.4	Details of students undertaking field projects / internships (2020 - 2021)	QnM	10	0	0
<b>1.3</b>	<b>Curriculum Enrichment</b>		<b>40</b>	<b>1</b>	<b>40</b>
<b>1.4</b>	<b>Feedback System</b>				
1.4.1	Structured feedback received from: 1) Students, 2) Teachers, 3) Employers, 4) Alumni 5) Parents, for design and review of syllabus - Semester wise /year wise (Weightage: 10 QnM) Options: A. Any 4 of the above B. Any 3 of the above C. Any 2 of the above D. Any 1 of the above E. None of the above	QnM	10	4	40
1.4.2	Feedback processes of the institution may be classified as follows: A) A. Feedback collected, analysed and action taken and report made available on website B) Feedback collected, analysed and action has been taken C) Feedback collected and analysed D) Feedback collected E) Feedback not obtained	QnM	10	4	40
<b>1.4</b>	<b>Feedback System</b>		<b>20</b>	<b>4</b>	<b>80</b>
<b>Criterion I – Curricular Aspects</b>			<b>150</b>	<b>3.2</b>	<b>480</b>
<b>Criterion II – Teaching-Learning and Evaluation</b>					
<b>2.2</b>	<b>Catering to Student Diversity</b>				
2.2.1	The institution assesses the learning levels of the students, after admission and organises special programs for advanced learners and slow learners	QIM	15	2.5	37.5
2.2.2	Student - Full time teacher ratio(current year data)	QnM	15	4	60
<b>2.2</b>	<b>Catering to Student Diversity</b>		<b>30</b>	<b>3.25</b>	<b>97.5</b>
<b>2.3</b>	<b>Teaching - Learning Process</b>				
2.3.1	Student centric methods, such as experiential learning, participative learning and problem solving methodologies are used for enhancing learning experiences	QIM	15	3	45

2.3.2	Teachers use ICT enabled tools including online resources for effective teaching and learning process	QIM	15	3	45
2.3.3	Ratio of students to mentor for academic and stress related issues (current year data)	QnM	10	4	40
2.3.4	Preparation and adherence to Academic Calendar and Teaching plans by the institution	QIM	10	3.5	35
<b>2.3</b>	<b>Teaching - Learning Process</b>		<b>50</b>	<b>3.3</b>	<b>165</b>
<b>2.4</b>	<b>Teacher Profile and Quality</b>				
2.4.1	Full time teachers against sanctioned posts during 2020 - 2021	QnM	15	4	60
2.4.2	Full time teachers with Ph.D. (/ D.M. / M.Ch. / D.N.B Super speciality / D.Sc. / D.Litt. )during 2020 - 2021	QnM	20	4	80
2.4.3	Teaching experience of full time teachers in same institution number of years (current year data)	QnM	15	1	15
<b>2.4</b>	<b>Teacher Profile and Quality</b>		<b>50</b>	<b>3.1</b>	<b>155</b>
<b>2.6</b>	<b>Student Performance and Learning Outcomes</b>				
2.6.1	i) Provide the web link displaying Programme Outcomes(PO)/Programme Specific Outcomes (PSO) / Course Outcomes (CO) for all programmes offered by the Department.	QIM	20	3.5	70
2.6.2	Evaluation of attainment of PO, PSO & CO	QIM	10	4	40
2.6.3	Passed out details of final year students	QnM	20	0	0
<b>2.6</b>	<b>Student Performance and Learning Outcomes</b>		<b>50</b>	<b>2.2</b>	<b>110</b>
<b>Criterion II – Teaching-Learning and Evaluation</b>			<b>180</b>	<b>2.93</b>	<b>527.5</b>
<b>Criterion III – Research, Innovations and Extension</b>					
<b>3.1</b>	<b>Promotion of Research and Facilities</b>				
3.1.3	Number of teachers awarded national/international fellowship for advanced studies/ research during 2020 - 2021	QnM	6	0	0
<b>3.1</b>	<b>Promotion of Research and Facilities</b>		<b>6</b>	<b>0</b>	<b>0</b>
<b>3.2</b>	<b>Resource Mobilization for Research</b>				
3.2.1	Grants for research projects sponsored by the government, non-government sources such as industry, corporate houses, international bodies, endowments, Chairs in the institution during 2020 - 2021	QnM	2	0	0



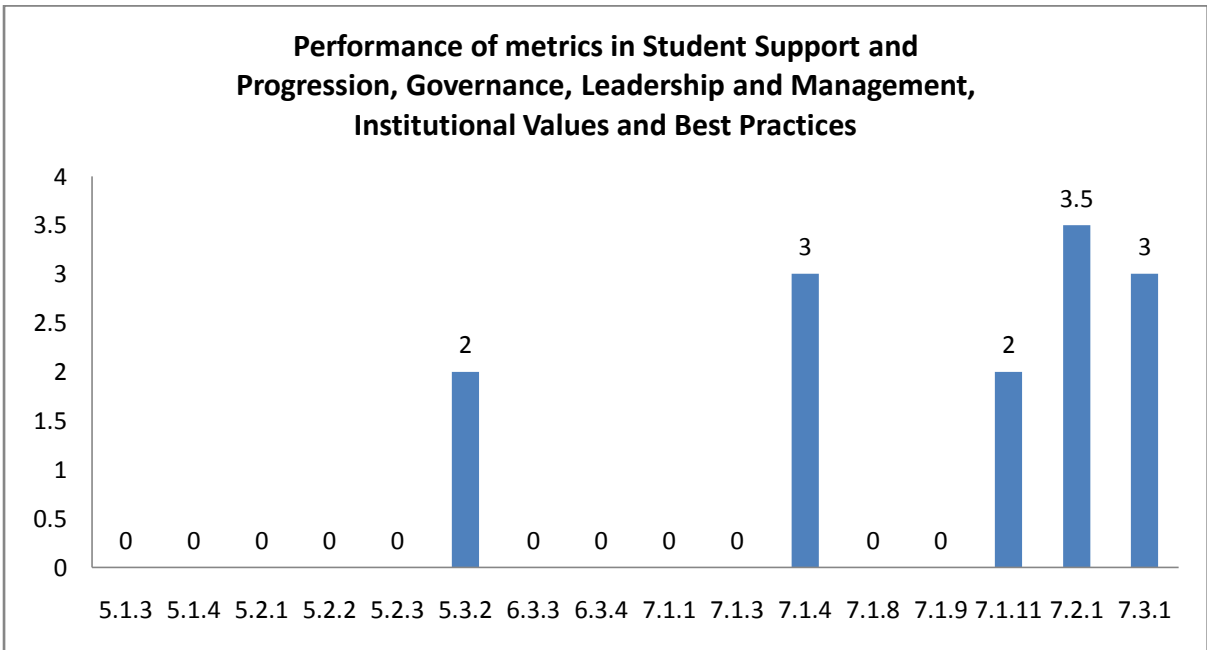
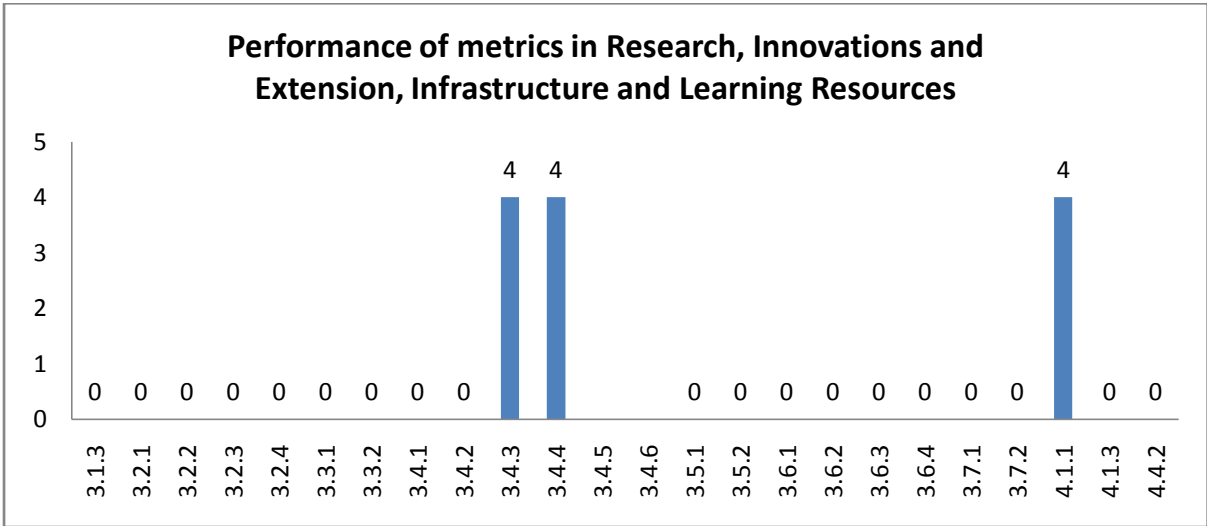
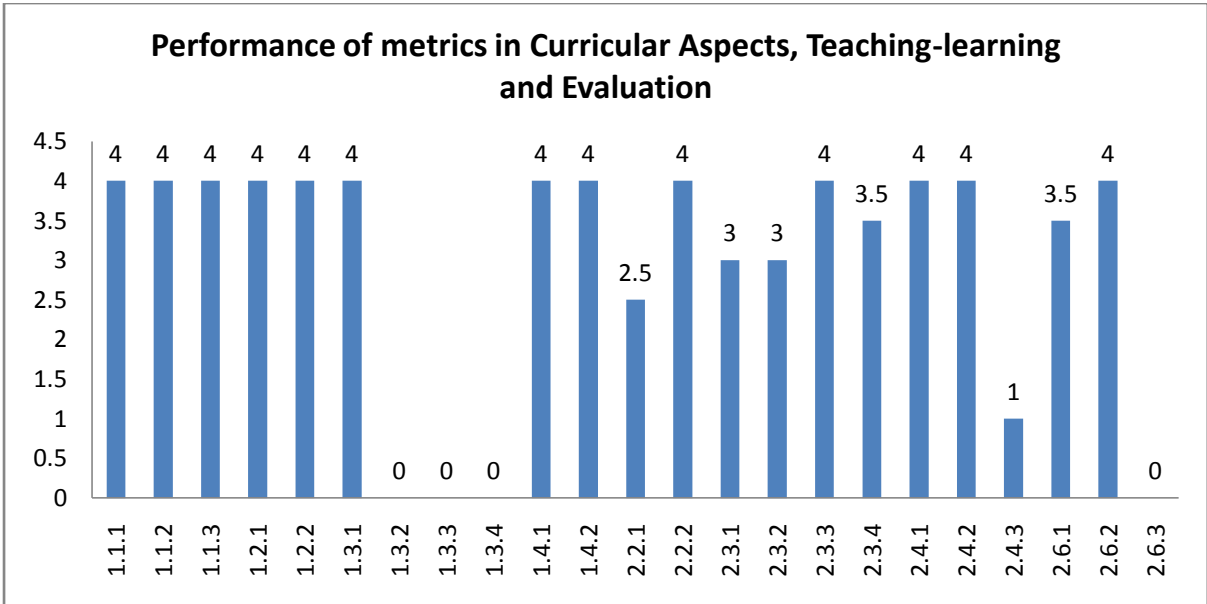
3.2.2	Number of teachers having research projects during the 2020 - 2021	QnM	2	0	0
3.2.3	Teachers recognised as research guides	QnM	3	0	0
3.2.4	Number of research projects per teacher funded by government and non-government agencies during 2020 - 2021	QnM	3	0	0
<b>3.2</b>	<b>Resource Mobilization for Research</b>		10	0	0
<b>3.3</b>	<b>Innovation Ecosystem</b>				
3.3.1	What are the innovation done by the Department / Club including Incubation Centre and other initiatives for creation and transfer of knowledge?	QIM	5	0	0
3.3.2	Number of workshops/seminars conducted on Research Methodology, Intellectual Property Rights (IPR) and entrepreneurship and skills development Industry-Academia Innovative practices during 2020 - 2021	QnM	5	0	0
<b>3.3</b>	<b>Innovation Ecosystem</b>		10	0	0
<b>3.4</b>	<b>Research Publications and Awards</b>				
3.4.1	The institution has a stated Code of Ethics to check malpractices and plagiarism in Research	QnM	5	0	0
3.4.2	Number of Ph.D.s registered per teacher during 2020 - 2021	QnM	5	0	0
3.4.3	Number of research papers per teacher in the Journals notified on UGC website during 2020 - 2021	QnM	5	4	20
3.4.4	Number of books and chapters in edited volumes / books published, and papers in national/international conference - proceedings per teacher during 2020 - 2021	QnM	5	4	20
3.4.5	Bibliometrics of the publications during 2020 - 2021 based on average citation index in Scopus/ Web of Science or Pub Med/ Indian Citation Index	QnM	5		0
3.4.6	Bibliometrics of the publications during 2020-2021 based on Scopus/ Web of Science – h-index of the Department	QnM	5		0
<b>3.4</b>	<b>Research Publications and Awards</b>		30	1.33	40

<b>3.5</b>	<b>Consultancy</b>				
3.5.1	Revenue generated from consultancy corporate training during 2020 - 2021	QnM	5	0	0
3.5.2	Amount spent on developing facilities, training teachers and staff for undertaking consultancy during 2020 - 2021 (in Lakhs)	QnM	5	0	0
<b>3.5</b>	<b>Consultancy</b>		10	0	0
<b>3.6</b>	<b>Extension Activities</b>				
3.6.1	What are the Extension activities in the neighborhood community in terms of impact and sensitizing students to social issues and holistic development during 2020 - 2021?	QIM	10	0	0
3.6.2	Number of awards and recognition received for extension activities from Government /recognized bodies during 2020 - 2021	QnM	15	0	0
3.6.3	Number of extension and outreach Programmes conducted in collaboration with industry, community and Non- Government Organizations through NSS/NCC/Red cross/YRC etc., during 2020 - 2021	QnM	10	0	0
3.6.4	Students participating in extension activities with Government Organizations, Non-Government Organizations and Programmes such as Swachh Bharat, Aids Awareness, Gender Issue, etc. during 2020 - 2021	QnM	15	0	0
<b>3.6</b>	<b>Extension Activities</b>		50	0	0
<b>3.7</b>	<b>Collaboration</b>				
3.7.1	Number of Collaborative activities for research, faculty exchange, student exchange / internship/ on – the-job training/ project work	QnM	10	0	0
3.7.2	Number of functional MoUs with institutions of national, international importance, other universities, industries, corporate houses etc. during 2020 - 2021	QnM	10	0	0
<b>3.7</b>	<b>Collaboration</b>		20	0	0
<b>Criterion III – Research, Innovations and Extension</b>			136	0.29	40
<b>Criterion IV – Infrastructure and Learning Resources</b>					
<b>4.1</b>	<b>Physical Facilities</b>				
4.1.1	The institution has adequate facilities for teaching – learning, viz., classrooms, laboratories, computing equipment, etc.	QIM	6	4	24

4.1.3	Percentage of classrooms and seminar halls with ICT – enabled facilities such as smart class, LMS, etc.	QnM	10	0	0
<b>4.1</b>	<b>Physical Facilities</b>		<b>16</b>	<b>1.5</b>	<b>24</b>
<b>4.4</b>	<b>Maintenance of Campus Infrastructure</b>				
4.4.2	Provide the Service/Maintenance Record	QIM	10	0	0
<b>4.4</b>	<b>Maintenance of Campus Infrastructure</b>		<b>10</b>	<b>0</b>	<b>0</b>
<b>Criterion IV – Infrastructure and Learning Resources</b>			<b>26</b>	<b>0.92</b>	<b>24</b>
<b>Criterion V - Student Support and Progression</b>					
<b>5.1</b>	<b>Student Support</b>				
5.1.3	Number of capability enhancement and development schemes 1. Soft skills 2. Language and communication skills 3. Life skills (Yoga, physical fitness, health and hygiene) 4. Awareness of trends in technology (Opt one)	QnM	8	0	0
5.1.4	Students benefited by guidance for competitive examinations and career counseling offered by the institution during 2020 - 2021	QnM	6	0	0
<b>5.1</b>	<b>Student Support</b>		<b>14</b>	<b>0</b>	<b>0</b>
<b>5.2</b>	<b>Student Progression</b>				
5.2.1	Placement of outgoing students during 2020 - 2021	QnM	10	0	0
5.2.2	Student progression to higher education (previous graduating batch i.e., 2020 - 2021)	QnM	10	0	0
5.2.3	Students qualifying in state/ national/ international level examinations during 2020 - 2021 (eg: NET/ SLET/GATE/GMAT /CAT, GRE/TOFEL/Civil Services/State government examinations)	QnM	10	0	0
<b>5.2</b>	<b>Student Progression</b>		<b>30</b>	<b>0</b>	<b>0</b>
<b>5.3</b>	<b>Student Participation and Activities</b>				
5.3.2	Presence of an active Student Council & representation of students on academic & administrative bodies/committees	QIM	10	<b>2</b>	<b>20</b>
<b>5.3</b>	<b>Student Participation and Activities</b>		<b>10</b>	<b>2</b>	<b>20</b>
<b>Criterion V - Student Support and Progression</b>			<b>54</b>	<b>0.37</b>	<b>20</b>

<b>Criterion VI – Governance, Leadership and Management</b>					
<b>6.3</b>	<b>Faculty Empowerment Strategies</b>				
6.3.3	Number of professional development / administrative training Programmes organized by the Institution for teaching and non teaching staff during 2020 - 2021	QnM	8	0	0
6.3.4	Teachers attending professional development Programmes, viz., Orientation Programme, Refresher Course, Short Term Course, Faculty Development Programmes during 2020 - 2021	QnM	10	0	0
<b>6.3</b>	<b>Faculty Empowerment Strategies</b>		<b>18</b>	<b>0</b>	<b>0</b>
<b>Criterion VI – Governance, Leadership and Management</b>			<b>18</b>	<b>0</b>	<b>0</b>
<b>Criterion VII – Institutional Values and Best Practices</b>					
<b>7.1</b>	<b>Institutional Values and Social Responsibilities</b>				
7.1.1	Number of gender equity promotion Programmes organized by the department/club/cell/ unit during 2020 - 2021	QIM	5	<b>0</b>	<b>0</b>
7.1.3	Waste Management steps including: a) Solid waste management b) Liquid waste management c) Biomedical waste management d) E-waste management e) Waste recycling system f) Hazardous chemicals and radioactive waste management	QIM	4	0	<b>0</b>
7.1.4	Rain water harvesting structures and utilization : 1. Rain water harvesting 2. Borewell /Open well recharge 3. Construction of tanks and bunds 4. Waste water recycling 5. Maintenance of water bodies and distribution system in the campus	QnM	4	3	<b>12</b>
7.1.8	Institutional efforts/initiatives in providing an inclusive environment i.e., tolerance and harmony towards cultural, regional, linguistic, communal socioeconomic and other diversities	QIM	5	0	<b>0</b>
7.1.9	Sensitization of students and employees of the Institution to the constitutional obligations: values, rights, duties and responsibilities of citizens	QIM	4	0	<b>0</b>
7.1.11	Institution celebrates / organizes national and international commemorative days, events and festivals	QIM	5	2	<b>10</b>
<b>7.1</b>	<b>Institutional Values and Social Responsibilities</b>		<b>27</b>	<b>0.81</b>	<b>22</b>

<b>7.2</b>	<b>Best Practices</b>				
7.2.1	Describe any one best practice followed by the Department / Cell / Body / Committee / Club/Unit	QIM	30	3.5	105
<b>7.2</b>	<b>Best Practices</b>		30	3.5	105
<b>7.3</b>	<b>Institutional Distinctiveness</b>				
7.3.1	Describe/Explain the performance the Department in one area distinctive to its Vision, Priority & Thrust	QIM	20	3	60
<b>7.3</b>	<b>Institutional Distinctiveness</b>		20	3	60
<b>Criterion VII – Institutional Values and Best Practices</b>			77	2.43	187
	<b>Criteria-wise Assessment</b>		<b>Weightage (W)</b>	<b>Score</b>	<b>Wtd Grade Point (WGP)</b>
1	Curricular Aspects		150.00	3.20	480.00
2	Teaching, Learning & Evaluation		180.00	2.93	527.50
3	Research, Innovation & Extension		136.00	0.29	40.00
4	Infrastructure & Learning resources		26.00	0.92	24.00
5	Student Support & Progression		54.00	0.37	20.00
6	Governance, Leadership & Management		18.00	0.00	0.00
7	Institutional values & Best Practices		77.00	2.43	187.00
	<b>Overall:-</b>		641.00	1.99	1278.50



## Department : Malayalam

### Academic and Administrative Audit - 2020-2021

#### Strengths and Weaknesses

##### Strengths :

- Curriculum Design and Development
- Academic Flexibility
- Feedback System
- Best Practices
- Teaching - Learning Process
- Catering to Student Diversity
- Teacher Profile and Quality
- Institutional Distinctiveness

##### Weaknesses :

- Student Performance and Learning Outcomes
- Student Participation and Activities
- Physical Facilities
- Research Publications and Awards
- Curriculum Enrichment
- Institutional Values and Social Responsibilities
- Promotion of Research and Facilities
- Resource Mobilization for Research
- Innovation Ecosystem
- Consultancy
- Extension Activities
- Collaboration
- Maintenance of Campus Infrastructure
- Student Support
- Student Progression
- Faculty Empowerment Strategies



**Scott Christian College (Autonomous)**  
Nagercoil – 629 003, Tamil Nadu, India



**INTERNAL QUALITY ASSURANCE CELL**

# **ACADEMIC & ADMINISTRATIVE AUDIT 2020-2021**

**DEPARTMENT OF HINDI**

**GRADE**

**B**

**Score : 2.08 / 4**



**Department : Hindi**

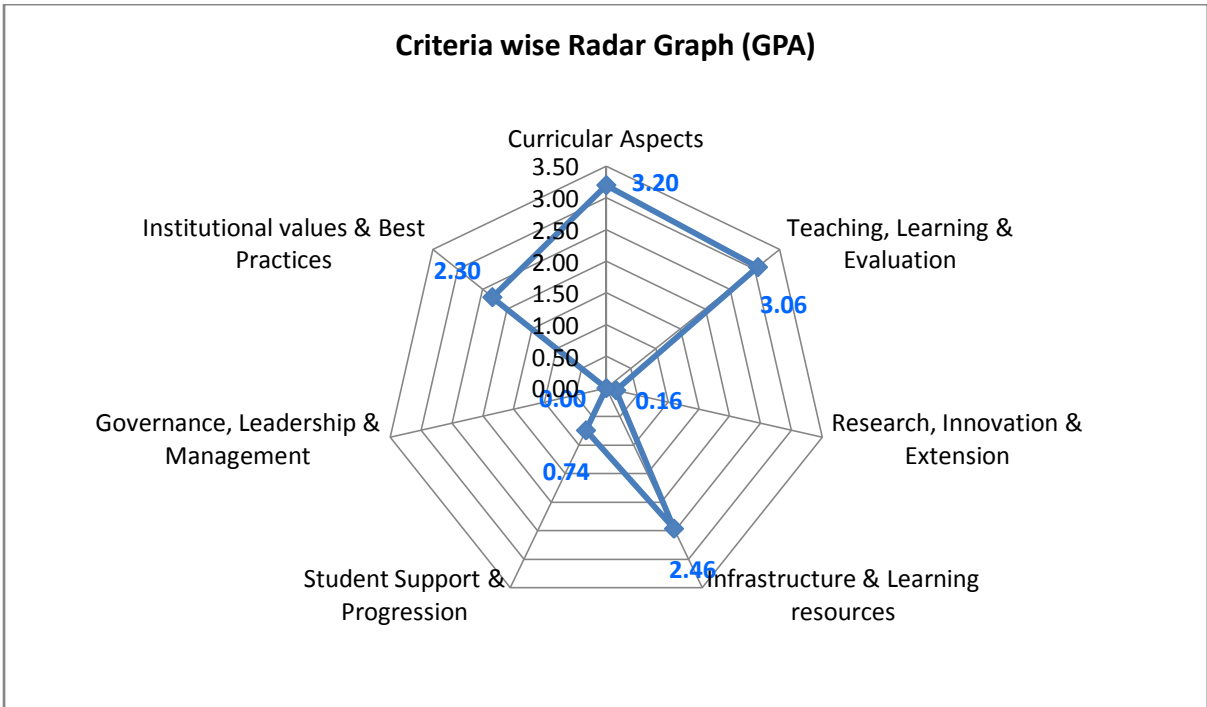
**Academic and Administrative Audit - 2020-2021**

<b>No</b>	<b>Criteria</b>	<b>Weightage (W1)</b>	<b>Criterion-wise Weighted Grade Point (CrWGP1)</b>	<b>Grade Point Averages (CrWGP<sub>i</sub>/W<sub>i</sub>)</b>
1	Curricular Aspects	150.00	480.00	3.20
2	Teaching, Learning & Evaluation	180.00	550.00	3.06
3	Research, Innovation & Extension	136.00	22.00	0.16
4	Infrastructure & Learning resources	26.00	64.00	2.46
5	Student Support & Progression	54.00	40.00	0.74
6	Governance, Leadership & Management	18.00	0.00	0.00
7	Institutional values & Best Practices	77.00	177.00	2.30
	<b>Total</b>	<b>641.00</b>	<b>1333.00</b>	<b>2.08</b>
	<b>CGPA : 2.08</b>			

Dean IQAC

Principal

**Department : Hindi**

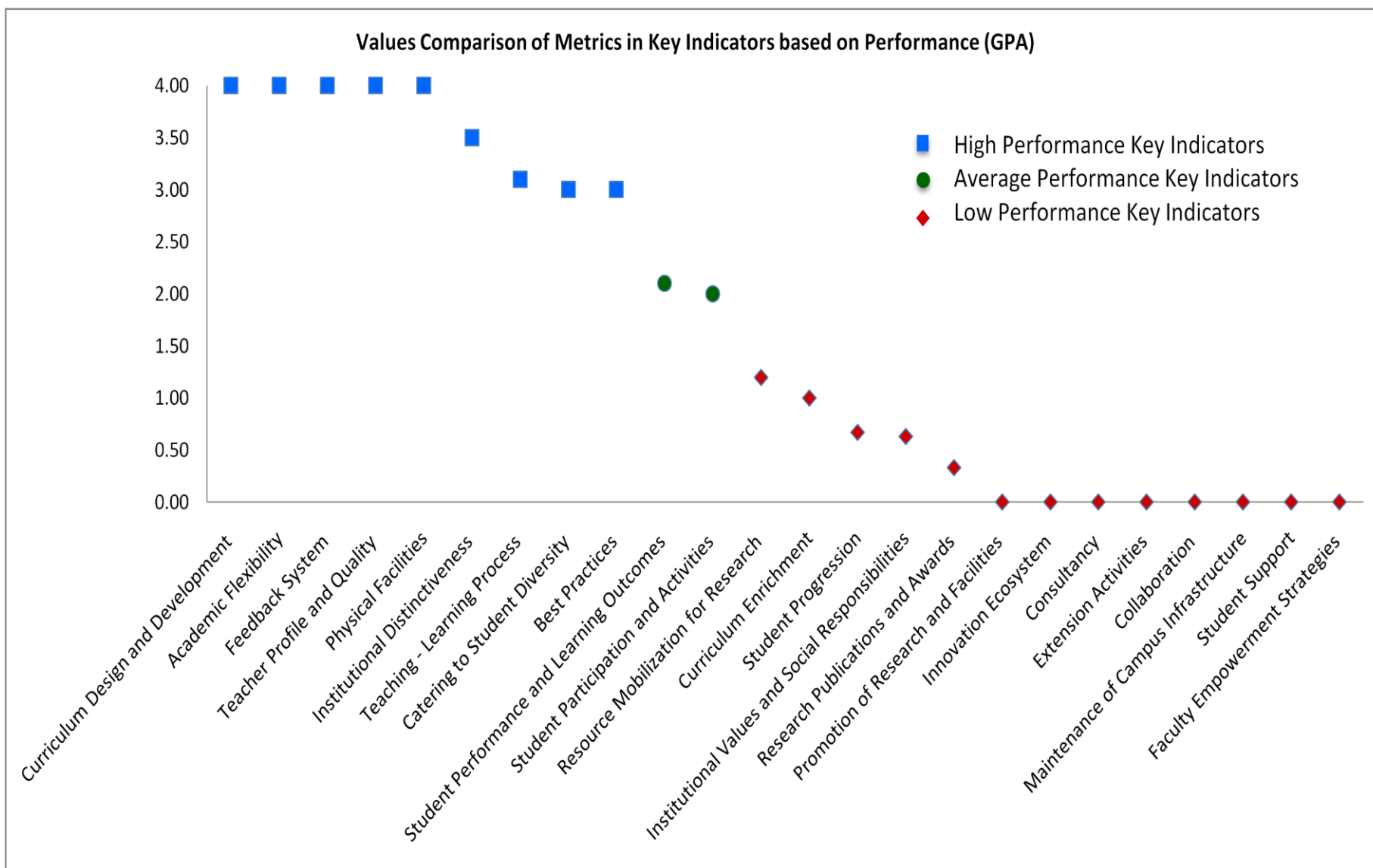


Department : Hindi

Academic and Administrative Audit - 2020-2021

No	Criteria and Key Indicators	Key Indicator Weightage (W <sub>i</sub> )	Key Indicator Wise Weighted Grade Points (KIWGP) <sub>i</sub>	Grade Point Averages (CrWGPI/W <sub>i</sub> )
<b>Criterion I – Curricular Aspects</b>				
1.1	Curriculum Design and Development	50	200.00	4.00
1.2	Academic Flexibility	40	160.00	4.00
1.3	Curriculum Enrichment	40	40.00	1.00
1.4	Feedback System	20	80.00	4.00
	<b>Total</b>	<b>150</b>	<b>480.00</b>	<b>3.20</b>
<b>Criterion II – Teaching-Learning and Evaluation</b>				
2.2	Catering to Student Diversity	30	90.00	3.00
2.3	Teaching - Learning Process	50	155.00	3.10
2.4	Teacher Profile and Quality	50	200.00	4.00
2.6	Student Performance and Learning Outcomes	50	105.00	2.10
	<b>Total</b>	<b>180</b>	<b>550.00</b>	<b>3.06</b>
<b>Criterion III – Research, Innovations and Extension</b>				
3.1	Promotion of Research and Facilities	6	0.00	0.00
3.2	Resource Mobilization for Research	10	12.00	1.20
3.3	Innovation Ecosystem	10	0.00	0.00
3.4	Research Publications and Awards	30	10.00	0.33
3.5	Consultancy	10	0.00	0.00
3.6	Extension Activities	50	0.00	0.00
3.7	Collaboration	20	0.00	0.00
	<b>Total</b>	<b>136</b>	<b>22.00</b>	<b>0.16</b>

Criterion IV – Infrastructure and Learning Resources				
4.1	Physical Facilities	16	64.00	4.00
4.4	Maintenance of Campus Infrastructure	10	0.00	0.00
	<b>Total</b>	<b>26</b>	<b>64.00</b>	<b>2.46</b>
Criterion V - Student Support and Progression				
5.1	Student Support	14	0.00	0.00
5.2	Student Progression	30	20.00	0.67
5.3	Student Participation and Activities	10	20.00	2.00
	<b>Total</b>	<b>54</b>	<b>40.00</b>	<b>0.74</b>
Criterion VI – Governance, Leadership and Management				
6.3	Faculty Empowerment Strategies	18	0.00	0.00
	<b>Total</b>	<b>18</b>	<b>0.00</b>	<b>0.00</b>
Criterion VII – Institutional Values and Best Practices				
7.1	Institutional Values and Social Responsibilities	27	17.00	0.63
7.2	Best Practices	30	90.00	3.00
7.3	Institutional Distinctiveness	20	70.00	3.50
	<b>Total</b>	<b>77</b>	<b>177.00</b>	<b>2.30</b>
	<b>Grand Total</b>	<b>641</b>	<b>1333.00</b>	<b>2.08</b>





## Scott Christian College (Autonomous), Nagercoil



AAA 2020 - 2021 - Assessment Sheet

Department of Hindi

### Qualitative & Quantitative Metrics

Metric	Parameter	QIM/ QnM	Weightage	Score	Wtd. Score
<b>Criterion I – Curricular Aspects</b>					
<b>1.1</b>	<b>Curriculum Design and Development</b>				
1.1.1	Curricula developed/adopted having Learning Outcomes including Programme Outcomes (Pos), Programme specific outcomes (PSOs) and Course Outcomes (COs) for all the UG, PG and M.Phil programmes offered by the Department and mapped them with syllabus properly.	QIM	20	4	80
1.1.2	List of Programmes where syllabus revision was carried out during 2020 - 2021	QnM	20	4	80
1.1.3	Courses having focus on employability/ entrepreneurship/ skill development during 2020 - 2021	QnM	10	4	40
<b>1.1</b>	<b>Curriculum Design and Development</b>		<b>50</b>	<b>4</b>	<b>200</b>
<b>1.2</b>	<b>Academic Flexibility</b>				
1.2.1	New courses introduced of the total number of courses across all programs offered during 2020 - 2021.	QnM	20	4	80
1.2.2	Programs in which Choice Based Credit System (CBCS)/elective course system has been implemented (2020 - 2021)	QnM	20	4	80
<b>1.2</b>	<b>Academic Flexibility</b>		<b>40</b>	<b>4</b>	<b>160</b>
<b>1.3</b>	<b>Curriculum Enrichment</b>				
1.3.1	List of courses whose syllabus integrate Cross cutting Issues related to Gender/ Environment & Sustainability/Human Values & Professional Ethics.	QIM	10	4	40
1.3.2	List of Value-added courses imparting transferable and life skills offered during 2020 - 2021 with details of the students	QnM	10	0	0

1.3.3	(Average Percentage of students enrolled in the courses under 1.3.2 above) List of Value-added courses imparting transferable and life skills offered during 2020 - 2021 with details of the students	QnM	10	0	0
1.3.4	Details of students undertaking field projects / internships (2020 - 2021)	QnM	10	0	0
<b>1.3</b>	<b>Curriculum Enrichment</b>		<b>40</b>	<b>1</b>	<b>40</b>
<b>1.4</b>	<b>Feedback System</b>				
1.4.1	Structured feedback received from: 1) Students, 2) Teachers, 3) Employers, 4) Alumni 5) Parents, for design and review of syllabus - Semester wise /year wise (Weightage: 10 QnM) Options: A. Any 4 of the above B. Any 3 of the above C. Any 2 of the above D. Any 1 of the above E. None of the above	QnM	10	4	40
1.4.2	Feedback processes of the institution may be classified as follows: A) A. Feedback collected, analysed and action taken and report made available on website B) Feedback collected, analysed and action has been taken C) Feedback collected and analysed D) Feedback collected E) Feedback not obtained	QnM	10	4	40
<b>1.4</b>	<b>Feedback System</b>		<b>20</b>	<b>4</b>	<b>80</b>
<b>Criterion I – Curricular Aspects</b>			<b>150</b>	<b>3.2</b>	<b>480</b>
<b>Criterion II – Teaching-Learning and Evaluation</b>					
<b>2.2</b>	<b>Catering to Student Diversity</b>				
2.2.1	The institution assesses the learning levels of the students, after admission and organises special programs for advanced learners and slow learners	QIM	15	3	45
2.2.2	Student - Full time teacher ratio(current year data)	QnM	15	3	45
<b>2.2</b>	<b>Catering to Student Diversity</b>		<b>30</b>	<b>3</b>	<b>90</b>
<b>2.3</b>	<b>Teaching - Learning Process</b>				
2.3.1	Student centric methods, such as experiential learning, participative learning and problem solving methodologies are used for enhancing learning experiences	QIM	15	3	45
2.3.2	Teachers use ICT enabled tools including online resources foreffective teaching and learning process	QIM	15	<b>3</b>	45

2.3.3	Ratio of students to mentor for academic and stress related issues (current year data)	QnM	10	3	30
2.3.4	Preparation and adherence to Academic Calendar and Teaching plans by the institution	QIM	10	3.5	35
<b>2.3</b>	<b>Teaching - Learning Process</b>		<b>50</b>	<b>3.1</b>	<b>155</b>
<b>2.4</b>	<b>Teacher Profile and Quality</b>				
2.4.1	Full time teachers against sanctioned posts during 2020 - 2021	QnM	15	4	60
2.4.2	Full time teachers with Ph.D. (/ D.M. / M.Ch. / D.N.B Super speciality / D.Sc. / D.Litt. )during 2020 - 2021	QnM	20	4	80
2.4.3	Teaching experience of full time teachers in same institution number of years (current year data)	QnM	15	4	60
<b>2.4</b>	<b>Teacher Profile and Quality</b>		<b>50</b>	<b>4</b>	<b>200</b>
<b>2.6</b>	<b>Student Performance and Learning Outcomes</b>				
2.6.1	i) Provide the web link displaying Programme Outcomes(PO)/Programme Specific Outcomes (PSO) / Course Outcomes (CO) for all programmes offered by the Department.	QIM	20	3.5	70
2.6.2	Evaluation of attainment of PO, PSO & CO	QIM	10	3.5	35
2.6.3	Passed out details of final year students	QnM	20	0	0
<b>2.6</b>	<b>Student Performance and Learning Outcomes</b>		<b>50</b>	<b>2.1</b>	<b>105</b>
<b>Criterion II – Teaching-Learning and Evaluation</b>			<b>180</b>	<b>3.06</b>	<b>550</b>
<b>Criterion III – Research, Innovations and Extension</b>					
<b>3.1</b>	<b>Promotion of Research and Facilities</b>				
3.1.3	Number of teachers awarded national/international fellowship for advanced studies/ research during 2020 - 2021	QnM	6	0	0
<b>3.1</b>	<b>Promotion of Research and Facilities</b>		<b>6</b>	<b>0</b>	<b>0</b>
<b>3.2</b>	<b>Resource Mobilization for Research</b>				
3.2.1	Grants for research projects sponsored by the government, non-government sources such as industry, corporate houses, international bodies, endowments, Chairs in the institution during 2020 - 2021	QnM	2	0	0
3.2.2	Number of teachers having research projects during the 2020 - 2021	QnM	2	0	0



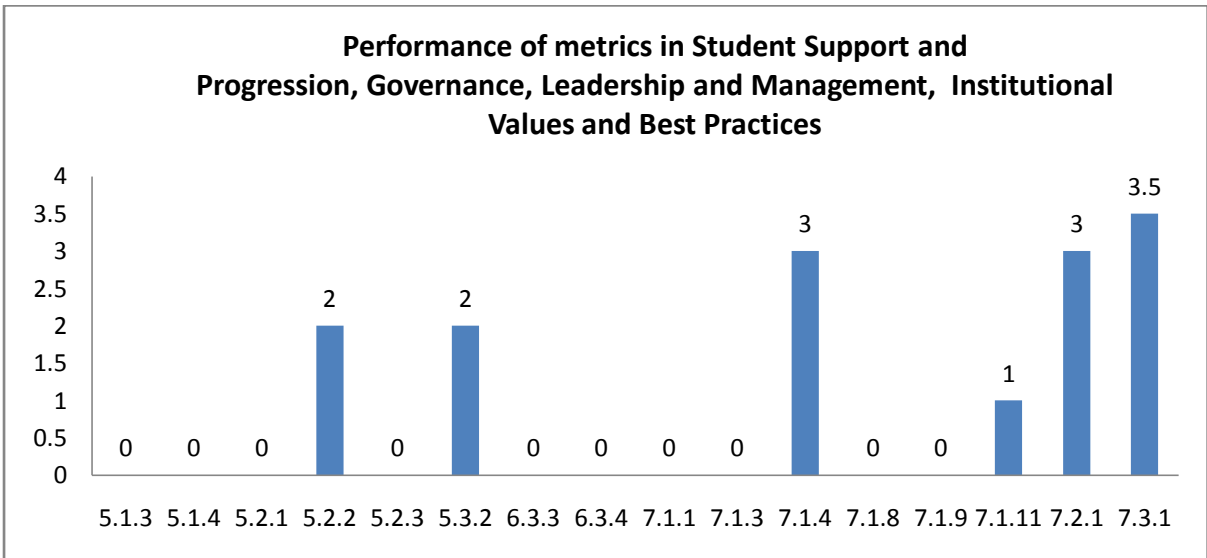
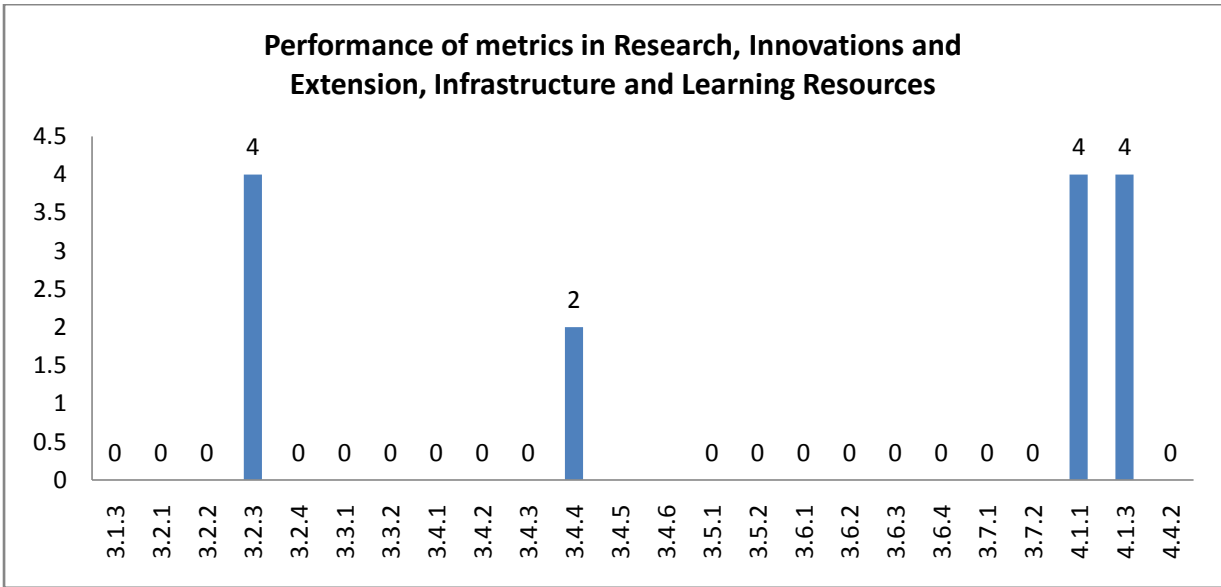
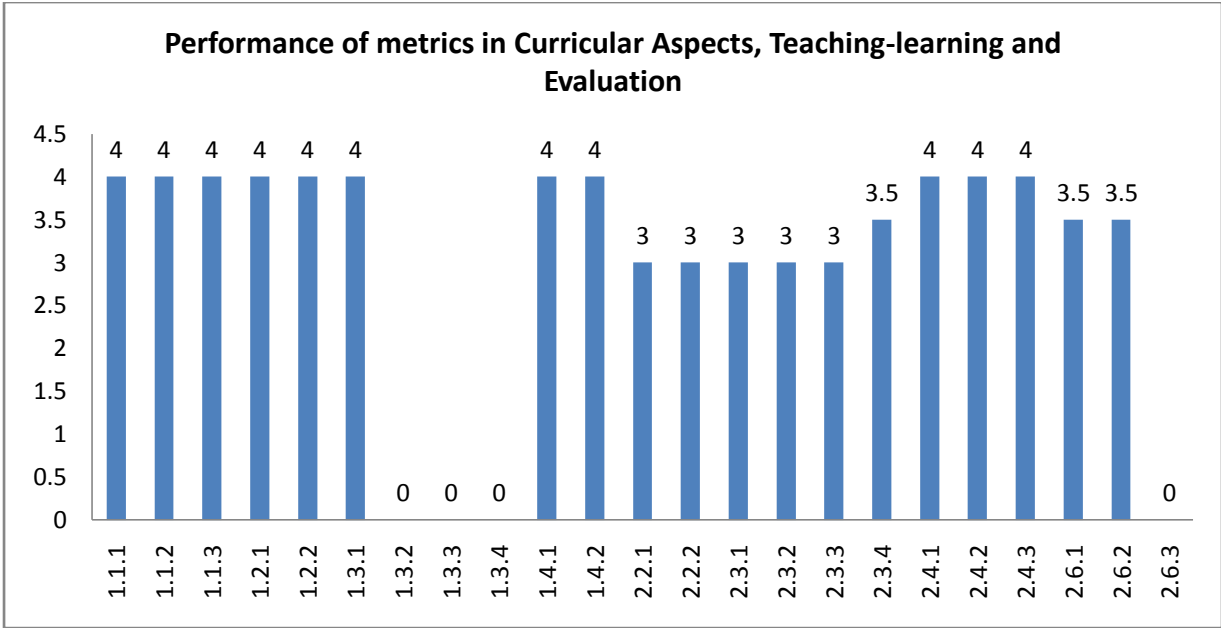
3.2.3	Teachers recognised as research guides	QnM	3	4	12
3.2.4	Number of research projects per teacher funded by government and non-government agencies during 2020 - 2021	QnM	3	0	0
<b>3.2</b>	<b>Resource Mobilization for Research</b>		10	1.2	12
<b>3.3</b>	<b>Innovation Ecosystem</b>				
3.3.1	What are the innovation done by the Department / Club including Incubation Centre and other initiatives for creation and transfer of knowledge?	QIM	5	0	0
3.3.2	Number of workshops/seminars conducted on Research Methodology, Intellectual Property Rights (IPR) and entrepreneurship and skills development Industry-Academia Innovative practices during 2020 - 2021	QnM	5	0	0
<b>3.3</b>	<b>Innovation Ecosystem</b>		10	0	0
<b>3.4</b>	<b>Research Publications and Awards</b>				
3.4.1	The institution has a stated Code of Ethics to check malpractices and plagiarism in Research	QnM	5	0	0
3.4.2	Number of Ph.D.s registered per teacher during 2020 - 2021	QnM	5	0	0
3.4.3	Number of research papers per teacher in the Journals notified on UGC website during 2020 - 2021	QnM	5	0	0
3.4.4	Number of books and chapters in edited volumes / books published, and papers in national/international conference - proceedings per teacher during 2020 - 2021	QnM	5	2	10
3.4.5	Bibliometrics of the publications during 2020 - 2021 based on average citation index in Scopus/ Web of Science or Pub Med/ Indian Citation Index	QnM	5		0
3.4.6	Bibliometrics of the publications during 2020-2021 based on Scopus/ Web of Science – h-index of the Department	QnM	5		0
<b>3.4</b>	<b>Research Publications and Awards</b>		30	0.33	10
<b>3.5</b>	<b>Consultancy</b>				
3.5.1	Revenue generated from consultancy corporate training during 2020 - 2021	QnM	5	0	0

3.5.2	Amount spent on developing facilities, training teachers and staff for undertaking consultancy during 2020 - 2021 (in Lakhs)	QnM	5	0	0
<b>3.5</b>	<b>Consultancy</b>		<b>10</b>	<b>0</b>	<b>0</b>
<b>3.6</b>	<b>Extension Activities</b>				
3.6.1	What are the Extension activities in the neighborhood community in terms of impact and sensitizing students to social issues and holistic development during 2020 - 2021?	QIM	10	0	0
3.6.2	Number of awards and recognition received for extension activities from Government /recognized bodies during 2020 - 2021	QnM	15	0	0
3.6.3	Number of extension and outreach Programmes conducted in collaboration with industry, community and Non- Government Organizations through NSS/NCC/Red cross/YRC etc., during 2020 - 2021	QnM	10	0	0
3.6.4	Students participating in extension activities with Government Organizations, Non-Government Organizations and Programmes such as Swachh Bharat, Aids Awareness, Gender Issue, etc. during 2020 - 2021	QnM	15	0	0
<b>3.6</b>	<b>Extension Activities</b>		<b>50</b>	<b>0</b>	<b>0</b>
<b>3.7</b>	<b>Collaboration</b>				
3.7.1	Number of Collaborative activities for research, faculty exchange, student exchange / internship/ on –the-job training/ project work	QnM	10	0	<b>0</b>
3.7.2	Number of functional MoUs with institutions of national, international importance, other universities, industries, corporate houses etc. during 2020 - 2021	QnM	10	0	<b>0</b>
<b>3.7</b>	<b>Collaboration</b>		<b>20</b>	<b>0</b>	<b>0</b>
<b>Criterion III – Research, Innovations and Extension</b>			<b>136</b>	<b>0.16</b>	<b>22</b>
<b>Criterion IV – Infrastructure and Learning Resources</b>					
<b>4.1</b>	<b>Physical Facilities</b>				
4.1.1	The institution has adequate facilities for teaching – learning, viz., classrooms, laboratories, computing equipment, etc.	QIM	6	4	24

4.1.3	Percentage of classrooms and seminar halls with ICT – enabled facilities such as smart class, LMS, etc.	QnM	10	4	40
<b>4.1</b>	<b>Physical Facilities</b>		16	4	64
<b>4.4</b>	<b>Maintenance of Campus Infrastructure</b>				
4.4.2	Provide the Service/Maintenance Record	QIM	10	0	0
<b>4.4</b>	<b>Maintenance of Campus Infrastructure</b>		10	0	0
<b>Criterion IV – Infrastructure and Learning Resources</b>			26	2.46	64
<b>Criterion V - Student Support and Progression</b>					
<b>5.1</b>	<b>Student Support</b>				
5.1.3	Number of capability enhancement and development schemes 1. Soft skills 2. Language and communication skills 3. Life skills (Yoga, physical fitness, health and hygiene) 4. Awareness of trends in technology (Opt one)	QnM	8	0	0
5.1.4	Students benefited by guidance for competitive examinations and career counseling offered by the institution during 2020 - 2021	QnM	6	0	0
<b>5.1</b>	<b>Student Support</b>		14	0	0
<b>5.2</b>	<b>Student Progression</b>				
5.2.1	Placement of outgoing students during 2020 - 2021	QnM	10	0	0
5.2.2	Student progression to higher education (previous graduating batch i.e., 2020 - 2021)	QnM	10	2	20
5.2.3	Students qualifying in state/ national/ international level examinations during 2020 - 2021 (eg: NET/ SLET/GATE/GMAT/CAT,GRE/TOFEL/Civil Services/ State government examinations)	QnM	10	0	0
<b>5.2</b>	<b>Student Progression</b>		30	0.67	20
<b>5.3</b>	<b>Student Participation and Activities</b>				
5.3.2	Presence of an active Student Council & representation of students on academic & administrative bodies/committees	QIM	10	2	20
<b>5.3</b>	<b>Student Participation and Activities</b>		10	2	20
<b>Criterion V - Student Support and Progression</b>			54	0.74	40

<b>Criterion VI – Governance, Leadership and Management</b>					
<b>6.3</b>	<b>Faculty Empowerment Strategies</b>				
6.3.3	Number of professional development / administrative training Programmes organized by the Institution for teaching and non teaching staff during 2020 - 2021	QnM	8	0	0
6.3.4	Teachers attending professional development Programmes, viz., Orientation Programme, Refresher Course, Short Term Course, Faculty Development Programmes during 2020 - 2021	QnM	10	0	0
<b>6.3</b>	<b>Faculty Empowerment Strategies</b>		<b>18</b>	<b>0</b>	<b>0</b>
<b>Criterion VI – Governance, Leadership and Management</b>			<b>18</b>	<b>0</b>	<b>0</b>
<b>Criterion VII – Institutional Values and Best Practices</b>					
<b>7.1</b>	<b>Institutional Values and Social Responsibilities</b>				
7.1.1	Number of gender equity promotion Programmes organized by the department/club/cell/ unit during 2020 - 2021	QIM	5	0	<b>0</b>
7.1.3	Waste Management steps including: a) Solid waste management b) Liquid waste management c) Biomedical waste management d) E-waste management e) Waste recycling system f) Hazardous chemicals and radioactive waste management	QIM	4	0	<b>0</b>
7.1.4	Rain water harvesting structures and utilization : 1. Rain water harvesting 2. Borewell /Open well recharge 3. Construction of tanks and bunds 4. Waste water recycling 5. Maintenance of water bodies and distribution system in the campus	QnM	4	3	<b>12</b>
7.1.8	Institutional efforts/initiatives in providing an inclusive environment i.e., tolerance and harmony towards cultural, regional, linguistic, communal socioeconomic and other diversities	QIM	5	0	<b>0</b>
7.1.9	Sensitization of students and employees of the Institution to the constitutional obligations: values, rights, duties and responsibilities of citizens	QIM	4	0	<b>0</b>

7.1.11	Institution celebrates / organizes national and international commemorative days, events and festivals	QIM	5	1	5
<b>7.1</b>	<b>Institutional Values and Social Responsibilities</b>		27	0.63	17
<b>7.2</b>	<b>Best Practices</b>				
7.2.1	Describe any one best practice followed by the Department / Cell / Body / Committee / Club/Unit	QIM	30	3	90
<b>7.2</b>	<b>Best Practices</b>		30	3	90
<b>7.3</b>	<b>Institutional Distinctiveness</b>				
7.3.1	Describe/Explain the performance the Department in one area distinctive to its Vision, Priority & Thrust	QIM	20	3.5	70
<b>7.3</b>	<b>Institutional Distinctiveness</b>		20	3.5	70
<b>Criterion VII – Institutional Values and Best Practices</b>			77	2.3	177
	<b>Criteria-wise Assessment</b>		<b>Weightage (W)</b>	<b>Score</b>	<b>Wtd Grade Point (WGP)</b>
1	Curricular Aspects		150.00	3.20	480.00
2	Teaching, Learning & Evaluation		180.00	3.06	550.00
3	Research, Innovation & Extension		136.00	0.16	22.00
4	Infrastructure & Learning resources		26.00	2.46	64.00
5	Student Support & Progression		54.00	0.74	40.00
6	Governance, Leadership & Management		18.00	0.00	0.00
7	Institutional values & Best Practices		77.00	2.30	177.00
	<b>Overall:-</b>		641.00	2.08	1333.00



**Department : Hindi**

**Academic and Administrative Audit - 2020-2021**

**Strengths and Weaknesses**

**Strengths :**

- Curriculum Design and Development
- Academic Flexibility
- Feedback System
- Teacher Profile and Quality
- Physical Facilities
- Institutional Distinctiveness
- Teaching - Learning Process
- Catering to Student Diversity
- Best Practices

**Weaknesses :**

- Student Performance and Learning Outcomes
- Student Participation and Activities
- Resource Mobilization for Research
- Curriculum Enrichment
- Student Progression
- Institutional Values and Social Responsibilities
- Research Publications and Awards
- Promotion of Research and Facilities
- Innovation Ecosystem
- Consultancy
- Extension Activities
- Collaboration
- Maintenance of Campus Infrastructure
- Student Support
- Faculty Empowerment Strategies





**Scott Christian College (Autonomous)**  
Nagercoil – 629 003, Tamil Nadu, India

**INTERNAL QUALITY ASSURANCE CELL**



# **ACADEMIC & ADMINISTRATIVE AUDIT 2020-2021**

## **DEPARTMENT OF COMMERCE**

**GRADE**

**D**

**Score : 1.25/4**



Department : Commerce

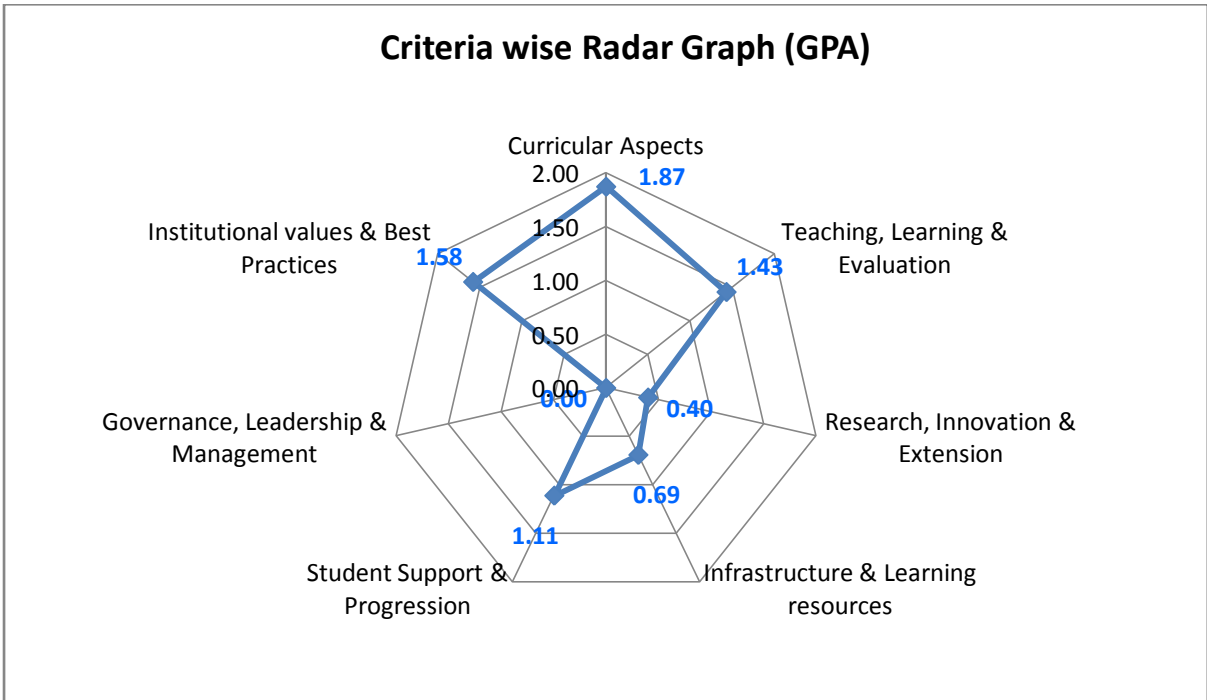
Academic and Administrative Audit - 2020-2021

No	Criteria	Weightage (W1)	Criterion-wise Weighted Grade Point (CrWGP1)	Grade Point Averages (CrWGP <sub>i</sub> /W <sub>i</sub> )
1	Curricular Aspects	150.00	280.00	1.87
2	Teaching, Learning & Evaluation	230.00	330.00	1.43
3	Research, Innovation & Extension	136.00	55.00	0.40
4	Infrastructure & Learning resources	26.00	18.00	0.69
5	Student Support & Progression	54.00	60.00	1.11
6	Governance, Leadership & Management	18.00	0.00	0.00
7	Institutional values & Best Practices	77.00	122.00	1.58
	<b>Total</b>	<b>691.00</b>	<b>865.00</b>	<b>1.25</b>
		<b>CGPA : 1.25</b>		

Dean IQAC

Principal

**Department : Commerce**

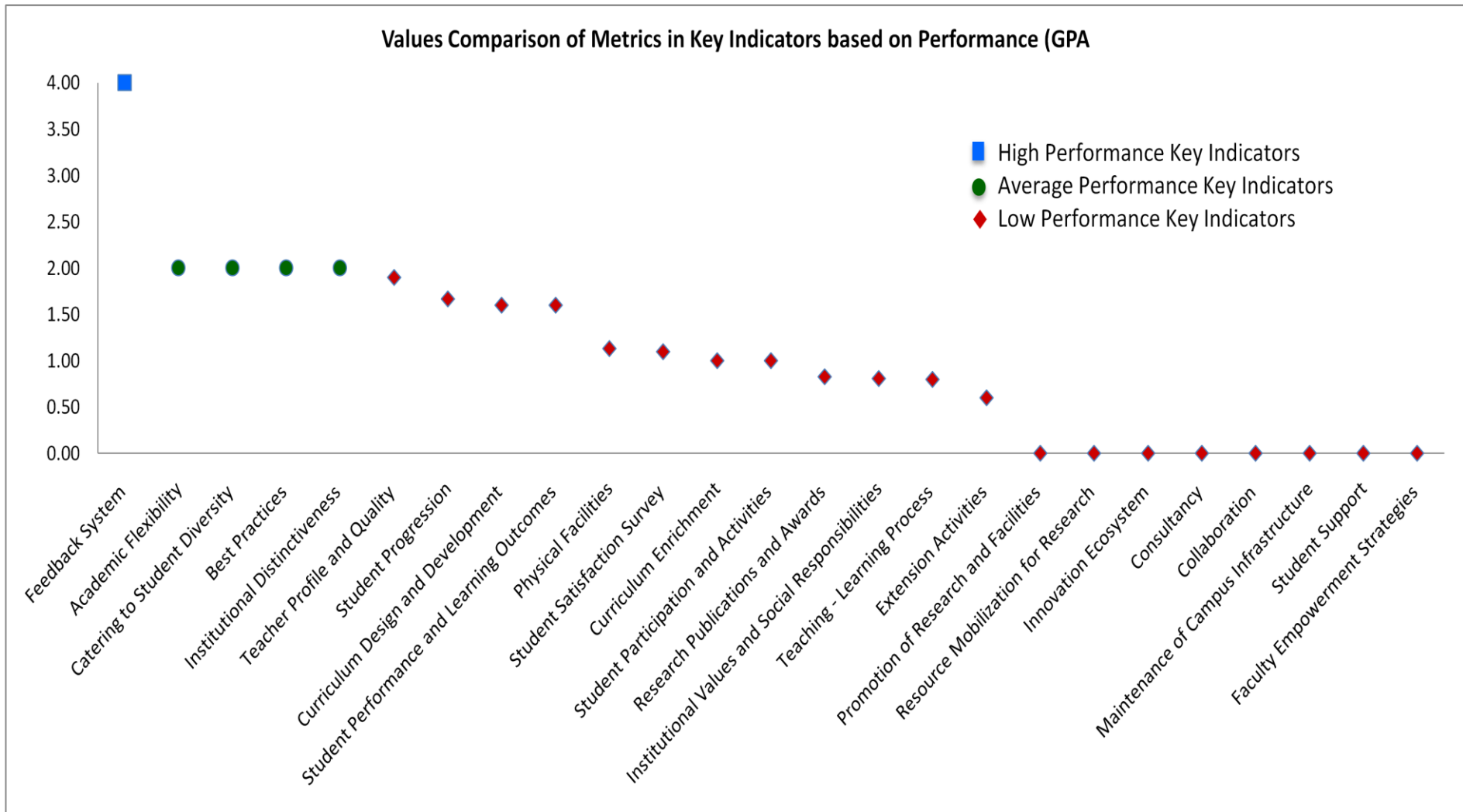


Department : Commerce

Academic and Administrative Audit - 2020-2021

No	Criteria and Key Indicators	Key Indicator Weightage (W <sub>i</sub> )	Key Indicator Wise Weighted Grade Points (KIWGP) <sub>i</sub>	Grade Point Averages (CrWGPI/W <sub>i</sub> )
<b>Criterion I – Curricular Aspects</b>				
1.1	Curriculum Design and Development	50	80.00	1.60
1.2	Academic Flexibility	40	80.00	2.00
1.3	Curriculum Enrichment	40	40.00	1.00
1.4	Feedback System	20	80.00	4.00
	<b>Total</b>	<b>150</b>	<b>280.00</b>	<b>1.87</b>
<b>Criterion II – Teaching-Learning and Evaluation</b>				
2.2	Catering to Student Diversity	30	60.00	2.00
2.3	Teaching - Learning Process	50	40.00	0.80
2.4	Teacher Profile and Quality	50	95.00	1.90
2.6	Student Performance and Learning Outcomes	50	80.00	1.60
2.7	Student Satisfaction Survey	50	55.00	1.10
	<b>Total</b>	<b>230</b>	<b>330.00</b>	<b>1.43</b>
<b>Criterion III – Research, Innovations and Extension</b>				
3.1	Promotion of Research and Facilities	6	0.00	0.00
3.2	Resource Mobilization for Research	10	0.00	0.00
3.3	Innovation Ecosystem	10	0.00	0.00
3.4	Research Publications and Awards	30	25.00	0.83
3.5	Consultancy	10	0.00	0.00
3.6	Extension Activities	50	30.00	0.60
3.7	Collaboration	20	0.00	0.00
	<b>Total</b>	<b>136</b>	<b>55.00</b>	<b>0.40</b>

Criterion IV – Infrastructure and Learning Resources				
4.1	Physical Facilities	16	18.00	1.13
4.4	Maintenance of Campus Infrastructure	10	0.00	0.00
	<b>Total</b>	<b>26</b>	<b>18.00</b>	<b>0.69</b>
Criterion V - Student Support and Progression				
5.1	Student Support	14	0.00	0.00
5.2	Student Progression	30	50.00	1.67
5.3	Student Participation and Activities	10	10.00	1.00
	<b>Total</b>	<b>54</b>	<b>60.00</b>	<b>1.11</b>
Criterion VI – Governance, Leadership and Management				
6.3	Faculty Empowerment Strategies	18	0.00	0.00
	<b>Total</b>	<b>18</b>	<b>0.00</b>	<b>0.00</b>
Criterion VII – Institutional Values and Best Practices				
7.1	Institutional Values and Social Responsibilities	27	22.00	0.81
7.2	Best Practices	30	60.00	2.00
7.3	Institutional Distinctiveness	20	40.00	2.00
	<b>Total</b>	<b>77</b>	<b>122.00</b>	<b>1.58</b>
	<b>Grand Total</b>	<b>691</b>	<b>865.00</b>	<b>1.25</b>





## Scott Christian College (Autonomous), Nagercoil



AAA 2020 - 2021 - Assessment Sheet

Department of Commerce

### Qualitative & Quantitative Metrics

Metric	Parameter	QIM/ QnM	Weightage	Score	Wtd. Score
<b>Criterion I – Curricular Aspects</b>					
<b>1.1</b>	<b>Curriculum Design and Development</b>				
1.1.1	Curricula developed/adopted having Learning Outcomes including Programme Outcomes (Pos), Programme specific outcomes (PSOs) and Course Outcomes (COs) for all the UG, PG and M.Phil programmes offered by the Department and mapped them with syllabus properly.	QIM	20	4	80
1.1.2	List of Programmes where syllabus revision was carried out during 2020 - 2021	QnM	20	0	0
1.1.3	Courses having focus on employability/ entrepreneurship/ skill development during 2020 - 2021	QnM	10	0	0
<b>1.1</b>	<b>Curriculum Design and Development</b>		<b>50</b>	<b>1.6</b>	<b>80</b>
<b>1.2</b>	<b>Academic Flexibility</b>				
1.2.1	New courses introduced of the total number of courses across all programs offered during 2020 - 2021.	QnM	20	0	0
1.2.2	Programs in which Choice Based Credit System (CBCS)/elective course system has been implemented (2020 - 2021)	QnM	20	4	80
<b>1.2</b>	<b>Academic Flexibility</b>		<b>40</b>	<b>2</b>	<b>80</b>
<b>1.3</b>	<b>Curriculum Enrichment</b>				
1.3.1	List of courses whose syllabus integrate Cross cutting Issues related to Gender/ Environment & Sustainability/Human Values & Professional Ethics.	QIM	10	4	40
1.3.2	List of Value-added courses imparting transferable and life skills offered during 2020 - 2021 with details of the students	QnM	10	0	0

1.3.3	(Average Percentage of students enrolled in the courses under 1.3.2 above) List of Value-added courses imparting transferable and life skills offered during 2020 - 2021 with details of the students	QnM	10	0	0
1.3.4	Details of students undertaking field projects / internships (2020 - 2021)	QnM	10	0	0
<b>1.3</b>	<b>Curriculum Enrichment</b>		40	1	40
<b>1.4</b>	<b>Feedback System</b>				
1.4.1	Structured feedback received from: 1) Students, 2) Teachers, 3) Employers, 4) Alumni 5) Parents, for design and review of syllabus - Semester wise /year wise (Weightage: 10 QnM) Options: A. Any 4 of the above B. Any 3 of the above C. Any 2 of the above D. Any 1 of the above E. None of the above	QnM	10	4	40
1.4.2	Feedback processes of the institution may be classified as follows: A) A. Feedback collected, analysed and action taken and report made available on website B) Feedback collected, analysed and action has been taken C) Feedback collected and analysed D) Feedback collected E) Feedback not obtained	QnM	10	4	40
<b>1.4</b>	<b>Feedback System</b>		20	4	80
<b>Criterion I – Curricular Aspects</b>			150	1.87	280
<b>Criterion II – Teaching-Learning and Evaluation</b>					
<b>2.2</b>	<b>Catering to Student Diversity</b>				
2.2.1	The institution assesses the learning levels of the students, after admission and organises special programs for advanced learners and slow learners	QIM	15	2	30
2.2.2	Student - Full time teacher ratio(current year data)	QnM	15	2	30
<b>2.2</b>	<b>Catering to Student Diversity</b>		30	2	60
<b>2.3</b>	<b>Teaching - Learning Process</b>				
2.3.1	Student centric methods, such as experiential learning, participative learning and problem solving methodologies are used for enhancing learning experiences	QIM	15	0	0
2.3.2	Teachers use ICT enabled tools including online resources for effective teaching and learning process	QIM	15	0	0

2.3.3	Ratio of students to mentor for academic and stress related issues (current year data)	QnM	10	2	20
2.3.4	Preparation and adherence to Academic Calendar and Teaching plans by the institution	QIM	10	2	20
<b>2.3</b>	<b>Teaching - Learning Process</b>		50	0.8	40
<b>2.4</b>	<b>Teacher Profile and Quality</b>				
2.4.1	Full time teachers against sanctioned posts during 2020 - 2021	QnM	15	0	0
2.4.2	Full time teachers with Ph.D. (/ D.M. / M.Ch. / D.N.B Super speciality / D.Sc. / D.Litt. )during 2020 - 2021	QnM	20	4	80
2.4.3	Teaching experience of full time teachers in same institution number of years (current year data)	QnM	15	1	15
<b>2.4</b>	<b>Teacher Profile and Quality</b>		50	1.9	95
<b>2.6</b>	<b>Student Performance and Learning Outcomes</b>				
2.6.1	i) Provide the web link displaying Programme Outcomes(PO)/Programme Specific Outcomes (PSO) / Course Outcomes (CO) for all programmes offered by the Department.	QIM	20	0	0
2.6.2	Evaluation of attainment of PO, PSO & CO	QIM	10	0	0
2.6.3	Passed out details of final year students	QnM	20	4	80
<b>2.6</b>	<b>Student Performance and Learning Outcomes</b>		50	1.6	80
<b>2.7</b>	<b>Student Satisfaction Survey</b>				
2.7.1	Online student satisfaction survey (SSS) regarding to teaching learning process.	QnM	50	1.1	55
<b>2.7</b>	<b>Student Satisfaction Survey</b>		50	1.1	55
<b>Criterion II – Teaching-Learning and Evaluation</b>			230	1.43	330
<b>Criterion III – Research, Innovations and Extension</b>					
<b>3.1</b>	<b>Promotion of Research and Facilities</b>				
3.1.3	Number of teachers awarded national/international fellowship for advanced studies/ research during 2020 - 2021	QnM	6	0	0
<b>3.1</b>	<b>Promotion of Research and Facilities</b>		6	0	0




<b>3.2</b>	<b>Resource Mobilization for Research</b>				
3.2.1	Grants for research projects sponsored by the government, non-government sources such as industry, corporate houses, international bodies, endowments, Chairs in the institution during 2020 - 2021	QnM	2	0	0
3.2.2	Number of teachers having research projects during the 2020 - 2021	QnM	2	0	0
3.2.3	Teachers recognised as research guides	QnM	3	0	0
3.2.4	Number of research projects per teacher funded by government and non-government agencies during 2020 - 2021	QnM	3	0	0
<b>3.2</b>	<b>Resource Mobilization for Research</b>		10	0	0
<b>3.3</b>	<b>Innovation Ecosystem</b>				
3.3.1	What are the innovation done by the Department / Club including Incubation Centre and other initiatives for creation and transfer of knowledge?	QIM	5	0	0
3.3.2	Number of workshops/seminars conducted on Research Methodology, Intellectual Property Rights (IPR) and entrepreneurship and skills development Industry-Academia Innovative practices during 2020 - 2021	QnM	5	0	0
<b>3.3</b>	<b>Innovation Ecosystem</b>		10	0	0
<b>3.4</b>	<b>Research Publications and Awards</b>				
3.4.1	The institution has a stated Code of Ethics to check malpractices and plagiarism in Research	QnM	5	0	0
3.4.2	Number of Ph.D.s registered per teacher during 2020 - 2021	QnM	5	0	0
3.4.3	Number of research papers per teacher in the Journals notified on UGC website during 2020 - 2021	QnM	5	4	20
3.4.4	Number of books and chapters in edited volumes / books published, and papers in national/international conference - proceedings per teacher during 2020 - 2021	QnM	5	1	5
3.4.5	Bibliometrics of the publications during 2020 - 2021 based on average citation index in Scopus/ Web of Science or Pub Med/ Indian Citation Index	QnM	5		0

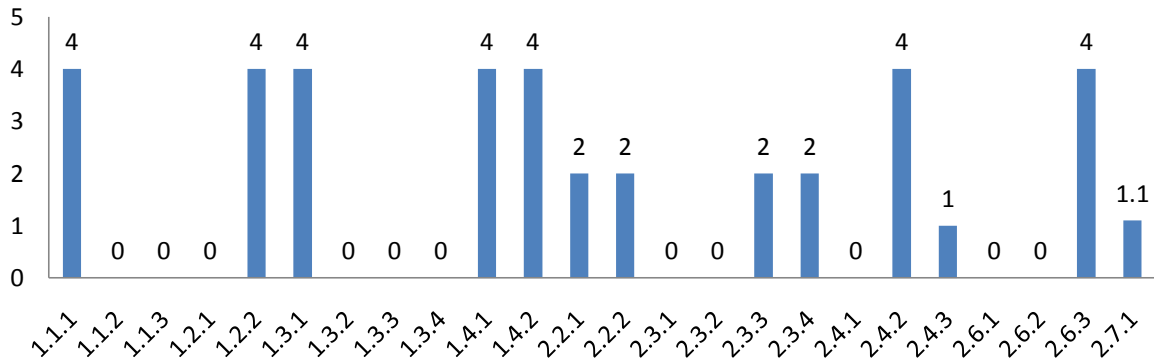
3.4.6	Bibliometrics of the publications during 2020-2021 based on Scopus/ Web of Science – h-index of the Department	QnM	5		0
<b>3.4</b>	<b>Research Publications and Awards</b>		30	0.83	25
<b>3.5</b>	<b>Consultancy</b>				
3.5.1	Revenue generated from consultancy corporate training during 2020 - 2021	QnM	5	0	0
3.5.2	Amount spent on developing facilities, training teachers and staff for undertaking consultancy during 2020 - 2021 (in Lakhs)	QnM	5	0	0
<b>3.5</b>	<b>Consultancy</b>		10	0	0
<b>3.6</b>	<b>Extension Activities</b>				
3.6.1	What are the Extension activities in the neighborhood community in terms of impact and sensitizing students to social issues and holistic development during 2020 - 2021?	QIM	10	0	0
3.6.2	Number of awards and recognition received for extension activities from Government /recognized bodies during 2020 - 2021	QnM	15	2	30
3.6.3	Number of extension and outreach Programmes conducted in collaboration with industry, community and Non- Government Organizations through NSS/NCC/Red cross/YRC etc., during 2020 - 2021	QnM	10	0	0
3.6.4	Students participating in extension activities with Government Organizations, Non-Government Organizations and Programmes such as Swachh Bharat, Aids Awareness, Gender Issue, etc. during 2020 - 2021	QnM	15	0	0
<b>3.6</b>	<b>Extension Activities</b>		50	0.6	30
<b>3.7</b>	<b>Collaboration</b>				
3.7.1	Number of Collaborative activities for research, faculty exchange, student exchange / internship/ on –the-job training/ project work	QnM	10	0	0
3.7.2	Number of functional MoUs with institutions of national, international importance, other universities, industries, corporate houses etc. during 2020 - 2021	QnM	10	0	0
<b>3.7</b>	<b>Collaboration</b>		20	0	0
<b>Criterion III – Research, Innovations and Extension</b>			136	0.4	55

<b>Criterion IV – Infrastructure and Learning Resources</b>					
<b>4.1</b>	<b>Physical Facilities</b>				
4.1.1	The institution has adequate facilities for teaching – learning, viz., classrooms, laboratories, computing equipment, etc.	QIM	6	3	18
4.1.3	Percentage of classrooms and seminar halls with ICT – enabled facilities such as smart class, LMS, etc.	QnM	10	0	0
<b>4.1</b>	<b>Physical Facilities</b>		16	1.13	18
<b>4.4 Maintenance of Campus Infrastructure</b>					
4.4.2	Provide the Service/Maintenance Record	QIM	10	0	0
<b>4.4</b>	<b>Maintenance of Campus Infrastructure</b>		10	0	0
<b>Criterion IV – Infrastructure and Learning Resources</b>			26	0.69	18
<b>Criterion V - Student Support and Progression</b>					
<b>5.1</b>	<b>Student Support</b>				
5.1.3	Number of capability enhancement and development schemes 1. Soft skills 2. Language and communication skills 3. Life skills (Yoga, physical fitness, health and hygiene) 4. Awareness of trends in technology (Opt one)	QnM	8	0	0
5.1.4	Students benefited by guidance for competitive examinations and career counseling offered by the institution during 2020 - 2021	QnM	6	0	0
<b>5.1</b>	<b>Student Support</b>		14	0	0
<b>5.2 Student Progression</b>					
5.2.1	Placement of outgoing students during 2020 - 2021	QnM	10	3	30
5.2.2	Student progression to higher education (previous graduating batch i.e., 2020 - 2021)	QnM	10	2	20
5.2.3	Students qualifying in state/ national/ international level examinations during 2020 - 2021 (eg: NET/ SLET/GATE/GMAT /CAT, GRE/TOFEL/Civil Services/State government examinations)	QnM	10	0	0
<b>5.2</b>	<b>Student Progression</b>		30	1.67	50

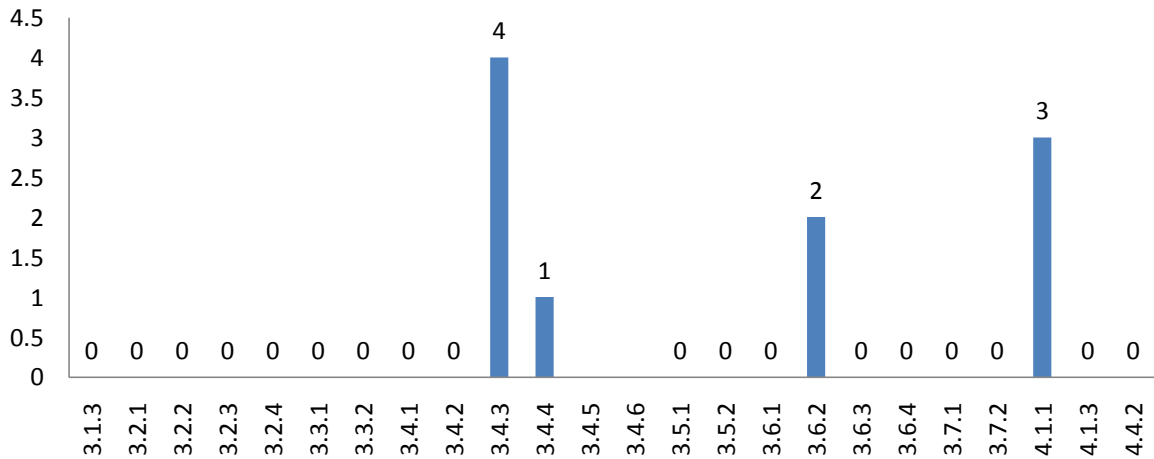
<b>5.3</b>	<b>Student Participation and Activities</b>				
5.3.2	Presence of an active Student Council & representation of students on academic & administrative bodies/committees	QIM	10	1	<b>10</b>
<b>5.3</b>	<b>Student Participation and Activities</b>		10	1	10
<b>Criterion V - Student Support and Progression</b>			54	1.11	60
<b>Criterion VI – Governance, Leadership and Management</b>					
<b>6.3</b>	<b>Faculty Empowerment Strategies</b>				
6.3.3	Number of professional development / administrative training Programmes organized by the Institution for teaching and non teaching staff during 2020 - 2021	QnM	8	0	0
6.3.4	Teachers attending professional development Programmes, viz., Orientation Programme, Refresher Course, Short Term Course, Faculty Development Programmes during 2020 - 2021	QnM	10	0	0
<b>6.3</b>	<b>Faculty Empowerment Strategies</b>		18	0	0
<b>Criterion VI – Governance, Leadership and Management</b>			18	0	0
<b>Criterion VII – Institutional Values and Best Practices</b>					
<b>7.1</b>	<b>Institutional Values and Social Responsibilities</b>				
7.1.1	Number of gender equity promotion Programmes organized by the department/club/cell/ unit during 2020 - 2021	QIM	5	0	<b>0</b>
7.1.3	Waste Management steps including: a) Solid waste management b) Liquid waste management c) Biomedical waste management d) E-waste management e) Waste recycling system f) Hazardous chemicals and radioactive waste management	QIM	4	0	<b>0</b>
7.1.4	Rain water harvesting structures and utilization : 1. Rain water harvesting 2. Borewell /Open well recharge 3. Construction of tanks and bunds 4. Waste water recycling 5. Maintenance of water bodies and distribution system in the campus	QnM	4	3	<b>12</b>
7.1.8	Institutional efforts/initiatives in providing an inclusive environment i.e., tolerance and harmony towards cultural, regional, linguistic, communal socioeconomic and other diversities	QIM	5	0	<b>0</b>

7.1.9	Sensitization of students and employees of the Institution to the constitutional obligations: values, rights, duties and responsibilities of citizens	QIM	4	0	<b>0</b>
7.1.11	Institution celebrates / organizes national and international commemorative days, events and festivals	QIM	5	2	<b>10</b>
<b>7.1</b>	<b>Institutional Values and Social Responsibilities</b>		<b>27</b>	<b>0.81</b>	<b>22</b>
<b>7.2</b>	<b>Best Practices</b>				
7.2.1	Describe any one best practice followed by the Department / Cell / Body / Committee / Club/Unit	QIM	30	2	60
<b>7.2</b>	<b>Best Practices</b>		<b>30</b>	<b>2</b>	<b>60</b>
<b>7.3</b>	<b>Institutional Distinctiveness</b>				
7.3.1	Describe/Explain the performance the Department in one area distinctive to its Vision, Priority & Thrust	QIM	20	2	40
<b>7.3</b>	<b>Institutional Distinctiveness</b>		<b>20</b>	<b>2</b>	<b>40</b>
<b>Criterion VII – Institutional Values and Best Practices</b>			<b>77</b>	<b>1.58</b>	<b>122</b>
					
	<b>Criteria-wise Assessment</b>		<b>Weightage (W)</b>	<b>Score</b>	<b>Wtd Grade Point (WGP)</b>
1	Curricular Aspects		150.00	1.87	280.00
2	Teaching, Learning & Evaluation		230.00	1.43	330.00
3	Research, Innovation & Extension		136.00	0.40	55.00
4	Infrastructure & Learning resources		26.00	0.69	18.00
5	Student Support & Progression		54.00	1.11	60.00
6	Governance, Leadership & Management		18.00	0.00	0.00
7	Institutional values & Best Practices		77.00	1.58	122.00
<b>Overall:-</b>			<b>691.00</b>	<b>1.25</b>	<b>865.00</b>

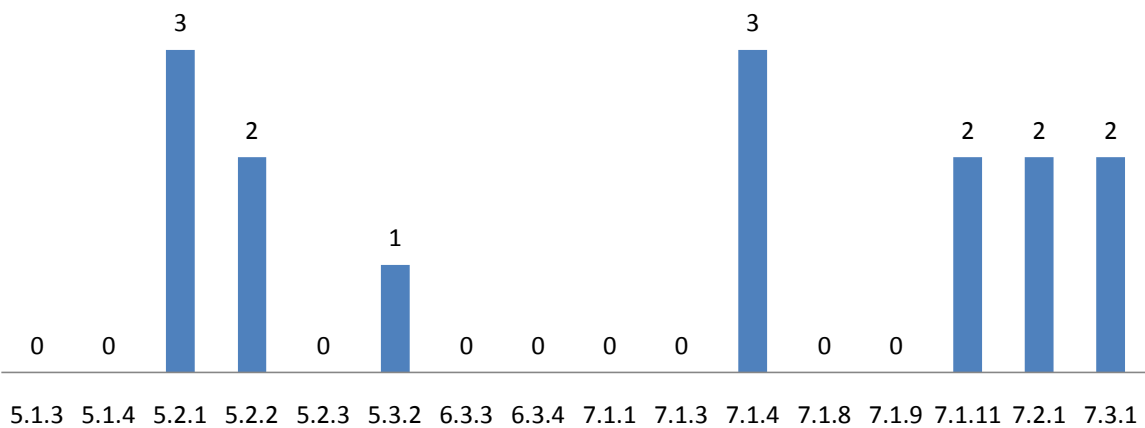
### Performance of metrics in Curricular Aspects, Teaching-learning and Evaluation



### Performance of metrics in Research, Innovations and Extension, Infrastructure and Learning Resources



### Performance of metrics in Student Support and Progression, Governance, Leadership and Management, Institutional Values and Best Practices



**Department : Commerce**

**Academic and Administrative Audit - 2020-2021**

**Strengths and Weaknesses**

**Strengths :**

- Feedback System

**Weaknesses :**

- Academic Flexibility
- Catering to Student Diversity
- Best Practices
- Institutional Distinctiveness
- Teacher Profile and Quality
- Student Progression
- Curriculum Design and Development
- Student Performance and Learning Outcomes
- Physical Facilities
- Student Satisfaction Survey
- Curriculum Enrichment
- Student Participation and Activities
- Research Publications and Awards
- Institutional Values and Social Responsibilities
- Teaching - Learning Process
- Extension Activities
- Promotion of Research and Facilities
- Resource Mobilization for Research
- Innovation Ecosystem
- Consultancy
- Collaboration
- Maintenance of Campus Infrastructure
- Student Support
- Faculty Empowerment Strategies



**Scott Christian College (Autonomous)**  
Nagercoil – 629 003, Tamil Nadu, India

**INTERNAL QUALITY ASSURANCE CELL**



# **ACADEMIC & ADMINISTRATIVE AUDIT 2020-2021**

**DEPARTMENT OF COMPUTER SCIENCE**

**GRADE**

**D**

**Score : 1.46/4**



Department : Computer Science

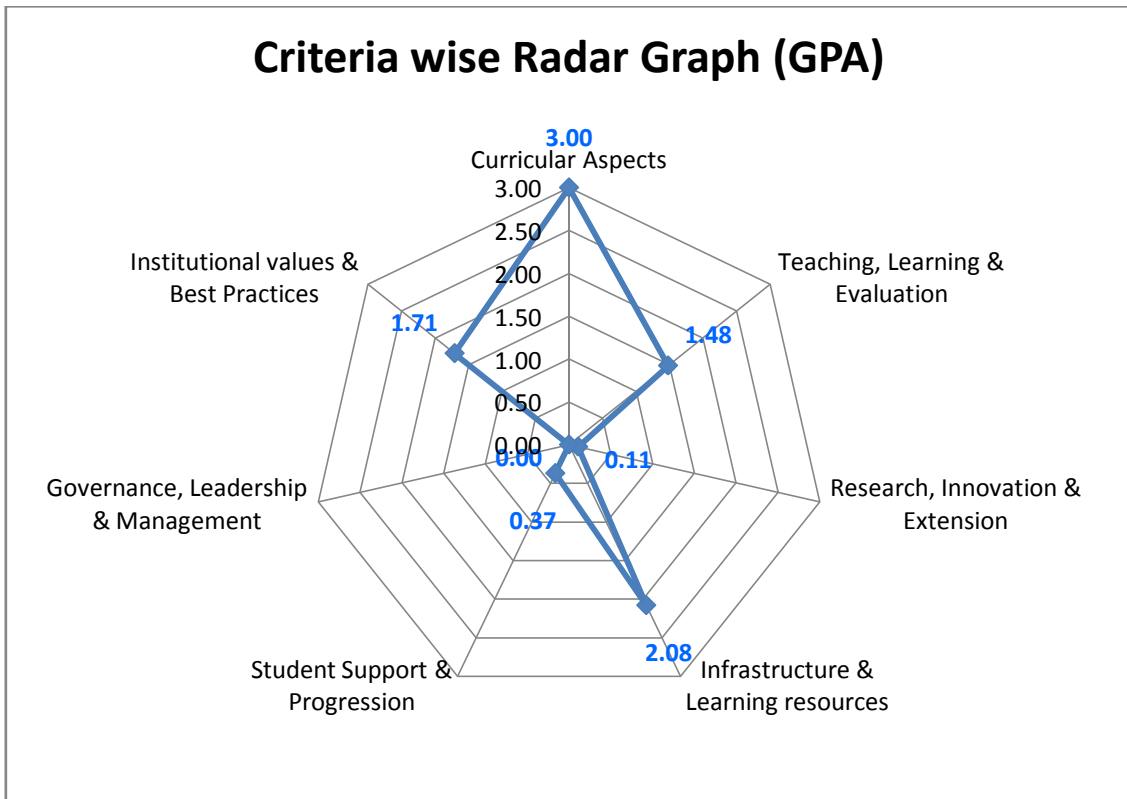
Academic and Administrative Audit - 2020-2021

No	Criteria	Weightage (W1)	Criterion-wise Weighted Grade Point (CrWGP1)	Grade Point Averages (CrWGP <sub>i</sub> /W <sub>i</sub> )
1	Curricular Aspects	150.00	450.00	3.00
2	Teaching, Learning & Evaluation	230.00	340.00	1.48
3	Research, Innovation & Extension	136.00	15.00	0.11
4	Infrastructure & Learning resources	26.00	54.00	2.08
5	Student Support & Progression	54.00	20.00	0.37
6	Governance, Leadership & Management	18.00	0.00	0.00
7	Institutional values & Best Practices	77.00	132.00	1.71
	<b>Total</b>	<b>691.00</b>	<b>1011.00</b>	<b>1.46</b>
	<b>CGPA :</b>	<b>1.46</b>		

Dean IQAC

Principal

Department : Computer Science

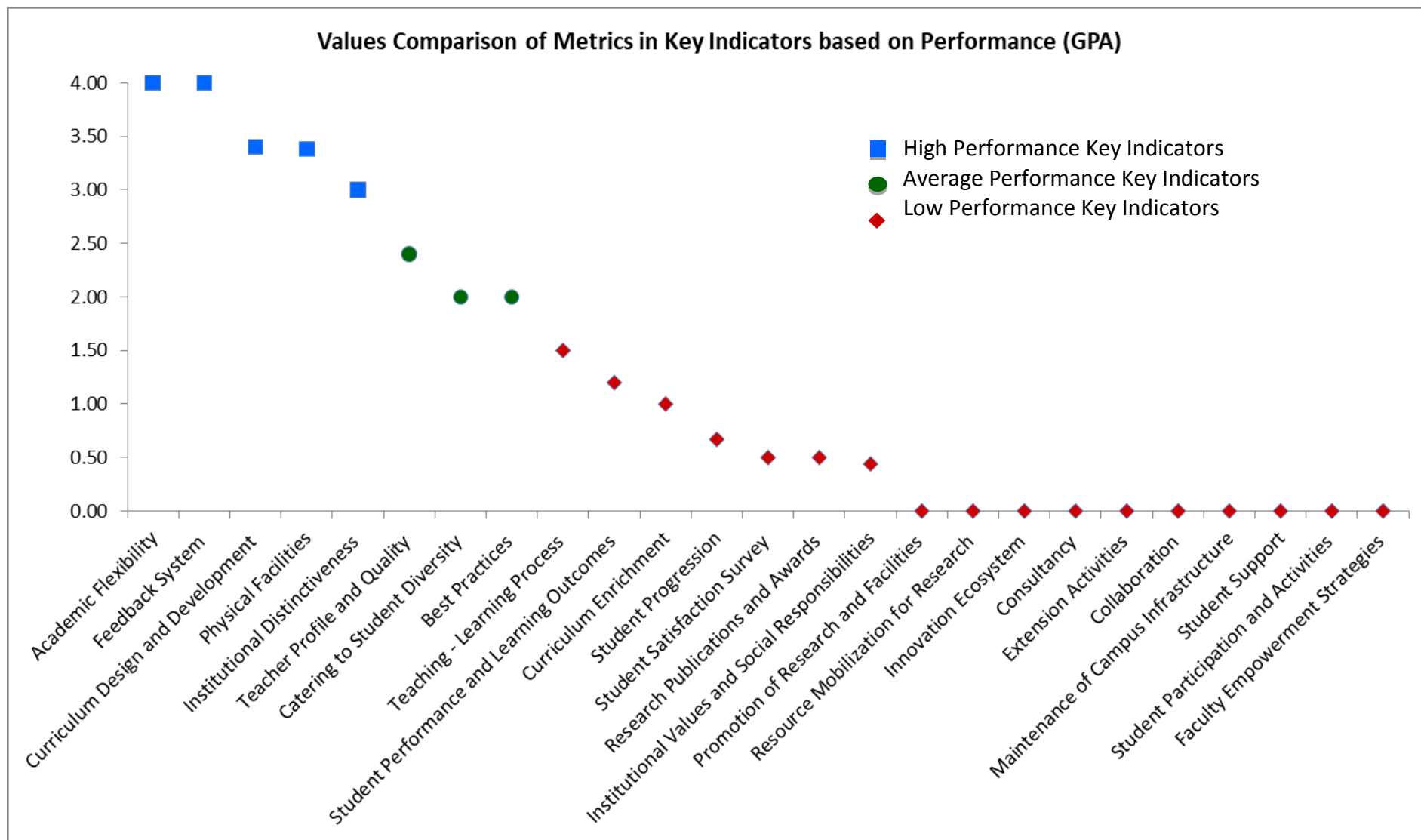


Department : Computer Science

Academic and Administrative Audit - 2020-2021

No	Criteria and Key Indicators	Key Indicator Weightage (W <sub>i</sub> )	Key Indicator Wise Weighted Grade Points (KIWGP) <sub>i</sub>	Grade Point Averages (CrWGPI/W <sub>i</sub> )
<b>Criterion I – Curricular Aspects</b>				
1.1	Curriculum Design and Development	50	170.00	3.40
1.2	Academic Flexibility	40	160.00	4.00
1.3	Curriculum Enrichment	40	40.00	1.00
1.4	Feedback System	20	80.00	4.00
	<b>Total</b>	<b>150</b>	<b>450.00</b>	<b>3.00</b>
<b>Criterion II – Teaching-Learning and Evaluation</b>				
2.2	Catering to Student Diversity	30	60.00	2.00
2.3	Teaching - Learning Process	50	75.00	1.50
2.4	Teacher Profile and Quality	50	120.00	2.40
2.6	Student Performance and Learning Outcomes	50	60.00	1.20
2.7	Student Satisfaction Survey	50	25.00	0.50
	<b>Total</b>	<b>230</b>	<b>340.00</b>	<b>1.48</b>
<b>Criterion III – Research, Innovations and Extension</b>				
3.1	Promotion of Research and Facilities	6	0.00	0.00
3.2	Resource Mobilization for Research	10	0.00	0.00
3.3	Innovation Ecosystem	10	0.00	0.00
3.4	Research Publications and Awards	30	15.00	0.50
3.5	Consultancy	10	0.00	0.00
3.6	Extension Activities	50	0.00	0.00
3.7	Collaboration	20	0.00	0.00
	<b>Total</b>	<b>136</b>	<b>15.00</b>	<b>0.11</b>

Criterion IV – Infrastructure and Learning Resources				
4.1	Physical Facilities	16	54.00	3.38
4.4	Maintenance of Campus Infrastructure	10	0.00	0.00
	<b>Total</b>	<b>26</b>	<b>54.00</b>	<b>2.08</b>
Criterion V - Student Support and Progression				
5.1	Student Support	14	0.00	0.00
5.2	Student Progression	30	20.00	0.67
5.3	Student Participation and Activities	10	0.00	0.00
	<b>Total</b>	<b>54</b>	<b>20.00</b>	<b>0.37</b>
Criterion VI – Governance, Leadership and Management				
6.3	Faculty Empowerment Strategies	18	0.00	0.00
	<b>Total</b>	<b>18</b>	<b>0.00</b>	<b>0.00</b>
Criterion VII – Institutional Values and Best Practices				
7.1	Institutional Values and Social Responsibilities	27	12.00	0.44
7.2	Best Practices	30	60.00	2.00
7.3	Institutional Distinctiveness	20	60.00	3.00
	<b>Total</b>	<b>77</b>	<b>132.00</b>	<b>1.71</b>
	<b>Grand Total</b>	<b>691</b>	<b>1011.00</b>	<b>1.46</b>





## Scott Christian College (Autonomous), Nagercoil



AAA 2020 - 2021 - Assessment Sheet

Department of Computer Science

### Qualitative & Quantitative Metrics

Metric	Parameter	QIM/ QnM	Weightage	Score	Wtd. Score
<b>Criterion I – Curricular Aspects</b>					
<b>1.1</b>	<b>Curriculum Design and Development</b>				
1.1.1	Curricula developed/adopted having Learning Outcomes including Programme Outcomes (Pos), Programme specific outcomes (PSOs) and Course Outcomes (COs) for all the UG, PG and M.Phil programmes offered by the Department and mapped them with syllabus properly.	QIM	20	4	80
1.1.2	List of Programmes where syllabus revision was carried out during 2020 - 2021	QnM	20	4	80
1.1.3	Courses having focus on employability/ entrepreneurship/ skill development during 2020 - 2021	QnM	10	1	10
<b>1.1</b>	<b>Curriculum Design and Development</b>		<b>50</b>	<b>3.4</b>	<b>170</b>
<b>1.2</b>	<b>Academic Flexibility</b>				
1.2.1	New courses introduced of the total number of courses across all programs offered during 2020 - 2021.	QnM	20	4	80
1.2.2	Programs in which Choice Based Credit System (CBCS)/elective course system has been implemented (2020 - 2021)	QnM	20	4	80
<b>1.2</b>	<b>Academic Flexibility</b>		<b>40</b>	<b>4</b>	<b>160</b>
<b>1.3</b>	<b>Curriculum Enrichment</b>				
1.3.1	List of courses whose syllabus integrate Cross cutting Issues related to Gender/ Environment & Sustainability/Human Values & Professional Ethics.	QIM	10	4	40
1.3.2	List of Value-added courses imparting transferable and life skills offered during 2020 - 2021 with details of the students	QnM	10	0	0

1.3.3	(Average Percentage of students enrolled in the courses under 1.3.2 above) List of Value-added courses imparting transferable and life skills offered during 2020 - 2021 with details of the students	QnM	10	0	0
1.3.4	Details of students undertaking field projects / internships (2020 - 2021)	QnM	10	0	0
<b>1.3</b>	<b>Curriculum Enrichment</b>		<b>40</b>	<b>1</b>	<b>40</b>
<b>1.4</b>	<b>Feedback System</b>				
1.4.1	Structured feedback received from: 1) Students, 2) Teachers, 3) Employers, 4) Alumni 5) Parents, for design and review of syllabus - Semester wise /year wise (Weightage: 10 QnM) Options: A. Any 4 of the above B. Any 3 of the above C. Any 2 of the above D. Any 1 of the above E. None of the above	QnM	10	4	40
1.4.2	Feedback processes of the institution may be classified as follows: A) A. Feedback collected, analysed and action taken and report made available on website B) Feedback collected, analysed and action has been taken C) Feedback collected and analysed D) Feedback collected E) Feedback not obtained	QnM	10	4	40
<b>1.4</b>	<b>Feedback System</b>		<b>20</b>	<b>4</b>	<b>80</b>
<b>Criterion I – Curricular Aspects</b>			<b>150</b>	<b>3</b>	<b>450</b>
<b>Criterion II – Teaching-Learning and Evaluation</b>					
<b>2.2</b>	<b>Catering to Student Diversity</b>				
2.2.1	The institution assesses the learning levels of the students, after admission and organises special programs for advanced learners and slow learners	QIM	15	<b>0</b>	0
2.2.2	Student - Full time teacher ratio(current year data)	QnM	15	4	60
<b>2.2</b>	<b>Catering to Student Diversity</b>		<b>30</b>	<b>2</b>	<b>60</b>
<b>2.3</b>	<b>Teaching - Learning Process</b>				
2.3.1	Student centric methods, such as experiential learning, participative learning and problem solving methodologies are used for enhancing learning experiences	QIM	15	0	0
2.3.2	Teachers use ICT enabled tools including online resources for effective teaching and learning process	QIM	15	<b>3</b>	45

2.3.3	Ratio of students to mentor for academic and stress related issues (current year data)	QnM	10	3	30
2.3.4	Preparation and adherence to Academic Calendar and Teaching plans by the institution	QIM	10	0	0
<b>2.3</b>	<b>Teaching - Learning Process</b>		<b>50</b>	<b>1.5</b>	<b>75</b>
<b>2.4</b>	<b>Teacher Profile and Quality</b>				
2.4.1	Full time teachers against sanctioned posts during 2020 - 2021	QnM	15	4	60
2.4.2	Full time teachers with Ph.D. (/ D.M. / M.Ch. / D.N.B Super speciality / D.Sc. / D.Litt. )during 2020 - 2021	QnM	20	0	0
2.4.3	Teaching experience of full time teachers in same institution number of years (current year data)	QnM	15	4	60
<b>2.4</b>	<b>Teacher Profile and Quality</b>		<b>50</b>	<b>2.4</b>	<b>120</b>
<b>2.6</b>	<b>Student Performance and Learning Outcomes</b>				
2.6.1	i) Provide the web link displaying Programme Outcomes(PO)/Programme Specific Outcomes (PSO) / Course Outcomes (CO) for all programmes offered by the Department.	QIM	20	0	0
2.6.2	Evaluation of attainment of PO, PSO & CO	QIM	10	0	0
2.6.3	Passed out details of final year students	QnM	20	3	60
<b>2.6</b>	<b>Student Performance and Learning Outcomes</b>		<b>50</b>	<b>1.2</b>	<b>60</b>
<b>2.7</b>	<b>Student Satisfaction Survey</b>				
2.7.1	Online student satisfaction survey (SSS) regarding to teaching learning process.	QnM	50	<b>0.5</b>	<b>25</b>
<b>2.7</b>	<b>Student Satisfaction Survey</b>		<b>50</b>	<b>0.5</b>	<b>25</b>
<b>Criterion II – Teaching-Learning and Evaluation</b>			<b>230</b>	<b>1.48</b>	<b>340</b>
<b>Criterion III – Research, Innovations and Extension</b>					
<b>3.1</b>	<b>Promotion of Research and Facilities</b>				
3.1.3	Number of teachers awarded national/international fellowship for advanced studies/ research during 2020 - 2021	QnM	6	0	<b>0</b>
<b>3.1</b>	<b>Promotion of Research and Facilities</b>		<b>6</b>	<b>0</b>	<b>0</b>



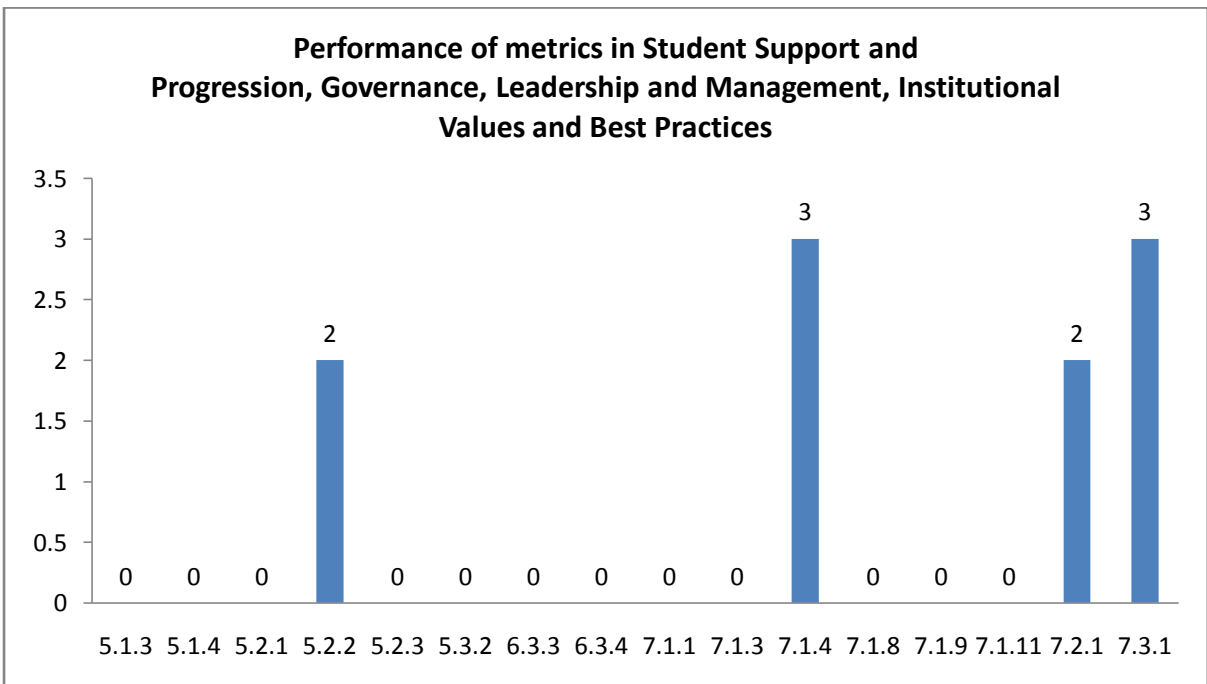
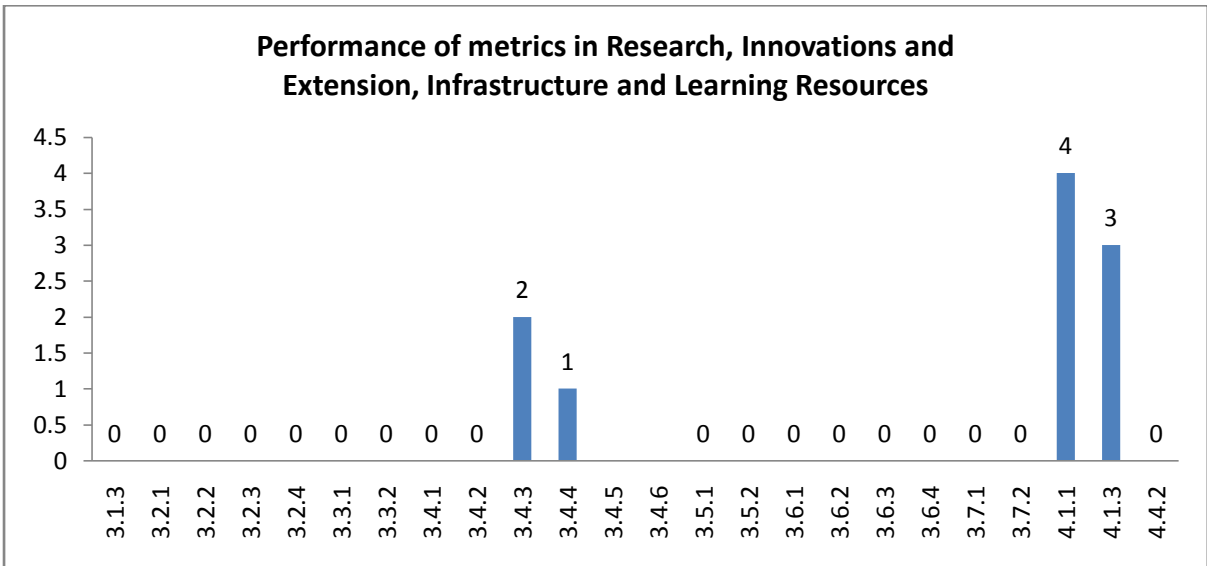
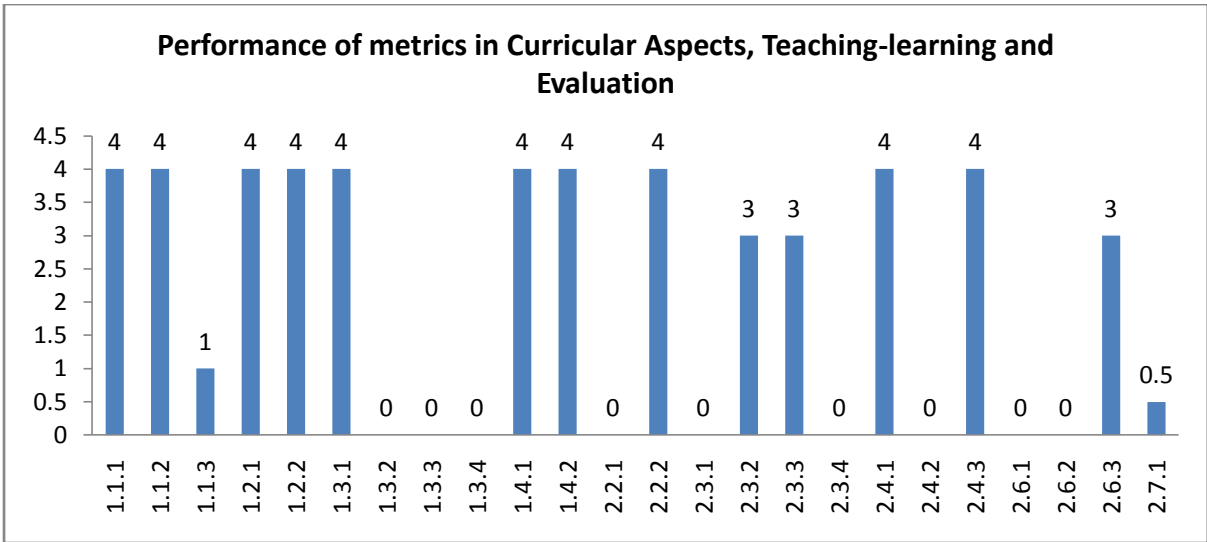
<b>3.2</b>	<b>Resource Mobilization for Research</b>				
3.2.1	Grants for research projects sponsored by the government, non-government sources such as industry, corporate houses, international bodies, endowments, Chairs in the institution during 2020 - 2021	QnM	2	0	0
3.2.2	Number of teachers having research projects during the 2020 - 2021	QnM	2	0	0
3.2.3	Teachers recognised as research guides	QnM	3	0	0
3.2.4	Number of research projects per teacher funded by government and non-government agencies during 2020 - 2021	QnM	3	0	0
<b>3.2</b>	<b>Resource Mobilization for Research</b>		10	0	0
<b>3.3</b>	<b>Innovation Ecosystem</b>				
3.3.1	What are the innovation done by the Department / Club including Incubation Centre and other initiatives for creation and transfer of knowledge?	QIM	5	0	0
3.3.2	Number of workshops/seminars conducted on Research Methodology, Intellectual Property Rights (IPR) and entrepreneurship and skills development Industry-Academia Innovative practices during 2020 - 2021	QnM	5	0	0
<b>3.3</b>	<b>Innovation Ecosystem</b>		10	0	0
<b>3.4</b>	<b>Research Publications and Awards</b>				
3.4.1	The institution has a stated Code of Ethics to check malpractices and plagiarism in Research	QnM	5	0	0
3.4.2	Number of Ph.D.s registered per teacher during 2020 - 2021	QnM	5	0	0
3.4.3	Number of research papers per teacher in the Journals notified on UGC website during 2020 - 2021	QnM	5	2	10
3.4.4	Number of books and chapters in edited volumes / books published, and papers in national/international conference - proceedings per teacher during 2020 - 2021	QnM	5	1	5
3.4.5	Bibliometrics of the publications during 2020 - 2021 based on average citation index in Scopus/ Web of Science or Pub Med/ Indian Citation Index	QnM	5		0

3.4.6	Bibliometrics of the publications during 2020-2021 based on Scopus/ Web of Science – h-index of the Department	QnM	5		0
<b>3.4</b>	<b>Research Publications and Awards</b>		30	0.5	15
<b>3.5</b>	<b>Consultancy</b>				
3.5.1	Revenue generated from consultancy corporate training during 2020 - 2021	QnM	5	0	0
3.5.2	Amount spent on developing facilities, training teachers and staff for undertaking consultancy during 2020 - 2021 (in Lakhs)	QnM	5	0	0
<b>3.5</b>	<b>Consultancy</b>		10	0	0
<b>3.6</b>	<b>Extension Activities</b>				
3.6.1	What are the Extension activities in the neighborhood community in terms of impact and sensitizing students to social issues and holistic development during 2020 - 2021?	QIM	10	0	0
3.6.2	Number of awards and recognition received for extension activities from Government /recognized bodies during 2020 - 2021	QnM	15	0	0
3.6.3	Number of extension and outreach Programmes conducted in collaboration with industry, community and Non- Government Organizations through NSS/NCC/Red cross/YRC etc., during 2020 - 2021	QnM	10	0	0
3.6.4	Students participating in extension activities with Government Organizations, Non-Government Organizations and Programmes such as Swachh Bharat, Aids Awareness, Gender Issue, etc. during 2020 - 2021	QnM	15	0	0
<b>3.6</b>	<b>Extension Activities</b>		50	0	0
<b>3.7</b>	<b>Collaboration</b>				
3.7.1	Number of Collaborative activities for research, faculty exchange, student exchange / internship/ on –the-job training/ project work	QnM	10	0	0
3.7.2	Number of functional MoUs with institutions of national, international importance, other universities, industries, corporate houses etc. during 2020 - 2021	QnM	10	0	0
<b>3.7</b>	<b>Collaboration</b>		20	0	0
<b>Criterion III – Research, Innovations and Extension</b>			136	0.11	15

<b>Criterion IV – Infrastructure and Learning Resources</b>					
<b>4.1</b>	<b>Physical Facilities</b>				
4.1.1	The institution has adequate facilities for teaching – learning, viz., classrooms, laboratories, computing equipment, etc.	QIM	6	4	24
4.1.3	Percentage of classrooms and seminar halls with ICT – enabled facilities such as smart class, LMS, etc.	QnM	10	3	30
<b>4.1</b>	<b>Physical Facilities</b>				
<b>4.4</b>	<b>Maintenance of Campus Infrastructure</b>				
4.4.2	Provide the Service/Maintenance Record	QIM	10	0	0
<b>4.4</b>	<b>Maintenance of Campus Infrastructure</b>				
<b>Criterion IV – Infrastructure and Learning Resources</b>			26	2.08	54
<b>Criterion V - Student Support and Progression</b>					
<b>5.1</b>	<b>Student Support</b>				
5.1.3	Number of capability enhancement and development schemes 1. Soft skills 2. Language and communication skills 3. Life skills (Yoga, physical fitness, health and hygiene) 4. Awareness of trends in technology (Opt one)	QnM	8	0	0
5.1.4	Students benefited by guidance for competitive examinations and career counseling offered by the institution during 2020 - 2021	QnM	6	0	0
<b>5.1</b>	<b>Student Support</b>				
<b>5.2</b>	<b>Student Progression</b>				
5.2.1	Placement of outgoing students during 2020 - 2021	QnM	10	0	0
5.2.2	Student progression to higher education (previous graduating batch i.e., 2020 - 2021)	QnM	10	2	20
5.2.3	Students qualifying in state/ national/ international level examinations during 2020 - 2021 (eg: NET/ SLET/GATE/GMAT /CAT, GRE/TOFEL/Civil Services/State government examinations)	QnM	10	0	0
<b>5.2</b>	<b>Student Progression</b>				
			30	0.67	20

<b>5.3</b>	<b>Student Participation and Activities</b>				
5.3.2	Presence of an active Student Council & representation of students on academic & administrative bodies/committees	QIM	10	0	0
<b>5.3</b>	<b>Student Participation and Activities</b>		10	0	0
<b>Criterion V - Student Support and Progression</b>			54	0.37	20
<b>Criterion VI – Governance, Leadership and Management</b>					
<b>6.3</b>	<b>Faculty Empowerment Strategies</b>				
6.3.3	Number of professional development / administrative training Programmes organized by the Institution for teaching and non teaching staff during 2020 - 2021	QnM	8	0	0
6.3.4	Teachers attending professional development Programmes, viz., Orientation Programme, Refresher Course, Short Term Course, Faculty Development Programmes during 2020 - 2021	QnM	10	0	0
<b>6.3</b>	<b>Faculty Empowerment Strategies</b>		18	0	0
<b>Criterion VI – Governance, Leadership and Management</b>			18	0	0
<b>Criterion VII – Institutional Values and Best Practices</b>					
<b>7.1</b>	<b>Institutional Values and Social Responsibilities</b>				
7.1.1	Number of gender equity promotion Programmes organized by the department/club/cell/ unit during 2020 - 2021	QIM	5	0	0
7.1.3	Waste Management steps including: a) Solid waste management b) Liquid waste management c) Biomedical waste management d) E-waste management e) Waste recycling system f) Hazardous chemicals and radioactive waste management	QIM	4	0	0
7.1.4	Rain water harvesting structures and utilization : 1. Rain water harvesting 2. Borewell /Open well recharge 3. Construction of tanks and bunds 4. Waste water recycling 5. Maintenance of water bodies and distribution system in the campus	QnM	4	3	12
7.1.8	Institutional efforts/initiatives in providing an inclusive environment i.e., tolerance and harmony towards cultural, regional, linguistic, communal socioeconomic and other diversities	QIM	5	0	0

7.1.9	Sensitization of students and employees of the Institution to the constitutional obligations: values, rights, duties and responsibilities of citizens	QIM	4	0	0
7.1.11	Institution celebrates / organizes national and international commemorative days, events and festivals	QIM	5	0	0
<b>7.1</b>	<b>Institutional Values and Social Responsibilities</b>		27	0.44	12
<b>7.2</b>	<b>Best Practices</b>				
7.2.1	Describe any one best practice followed by the Department / Cell / Body / Committee / Club/Unit	QIM	30	2	60
<b>7.2</b>	<b>Best Practices</b>		30	2	60
<b>7.3</b>	<b>Institutional Distinctiveness</b>				
7.3.1	Describe/Explain the performance the Department in one area distinctive to its Vision, Priority & Thrust	QIM	20	3	60
<b>7.3</b>	<b>Institutional Distinctiveness</b>		20	3	60
<b>Criterion VII – Institutional Values and Best Practices</b>			77	1.71	132
	<b>Criteria-wise Assessment</b>		<b>Weightage (W)</b>	<b>Score</b>	<b>Wtd Grade Point (WGP)</b>
1	Curricular Aspects		150.00	3.00	450.00
2	Teaching, Learning & Evaluation		230.00	1.48	340.00
3	Research, Innovation & Extension		136.00	0.11	15.00
4	Infrastructure & Learning resources		26.00	2.08	54.00
5	Student Support & Progression		54.00	0.37	20.00
6	Governance, Leadership & Management		18.00	0.00	0.00
7	Institutional values & Best Practices		77.00	1.71	132.00
	<b>Overall:-</b>		691.00	1.46	1011.00



## Department : Computer Science

### Academic and Administrative Audit - 2020-2021

#### Strengths and Weaknesses

##### Strengths :

- Academic Flexibility
- Feedback System
- Curriculum Design and Development
- Physical Facilities
- Institutional Distinctiveness

##### Weaknesses :

- Teacher Profile and Quality
- Catering to Student Diversity
- Best Practices
- Teaching - Learning Process
- Student Performance and Learning Outcomes
- Curriculum Enrichment
- Student Progression
- Student Satisfaction Survey
- Research Publications and Awards
- Institutional Values and Social Responsibilities
- Promotion of Research and Facilities
- Resource Mobilization for Research
- Innovation Ecosystem
- Consultancy
- Extension Activities
- Collaboration
- Maintenance of Campus Infrastructure
- Student Support
- Student Participation and Activities
- Faculty Empowerment Strategies



**Scott Christian College (Autonomous)**  
Nagercoil – 629 003, Tamil Nadu, India

**INTERNAL QUALITY ASSURANCE CELL**



# **ACADEMIC & ADMINISTRATIVE AUDIT 2020-2021**

**DEPARTMENT OF PHYSICAL EDUCATION**

**GRADE**

**D**

**Score : 1.15/4**



**Department : Physical Education**

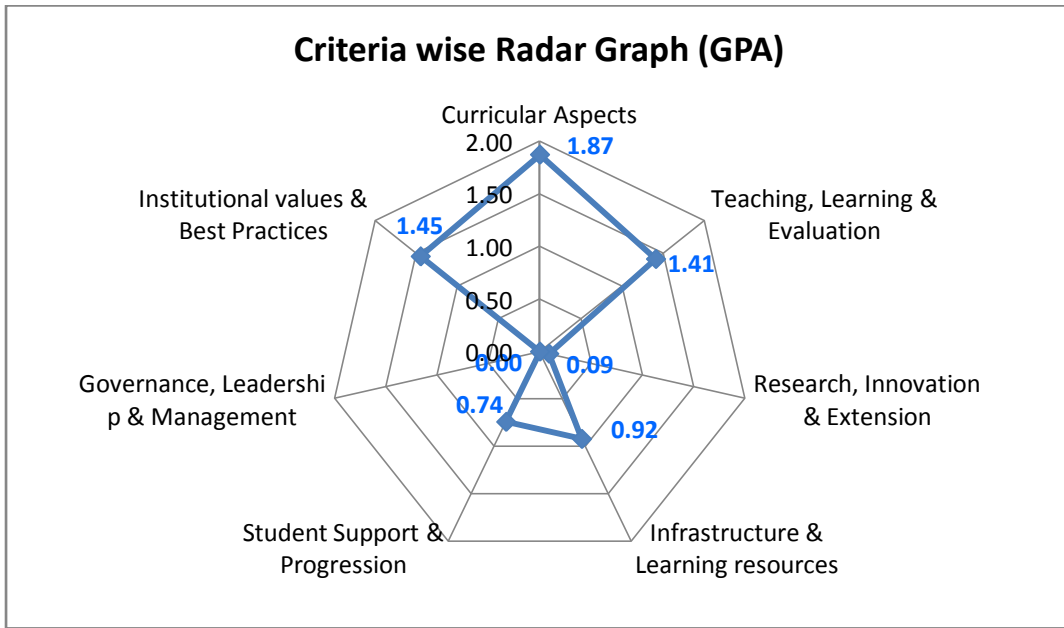
**Academic and Administrative Audit - 2020-2021**

<b>No</b>	<b>Criteria</b>	<b>Weightage (W1)</b>	<b>Criterion-wise Weighted Grade Point (CrWGP1)</b>	<b>Grade Point Averages (CrWGP<sub>i</sub>/W<sub>i</sub>)</b>
1	Curricular Aspects	150.00	280.00	1.87
2	Teaching, Learning & Evaluation	230.00	325.00	1.41
3	Research, Innovation & Extension	136.00	12.00	0.09
4	Infrastructure & Learning resources	26.00	24.00	0.92
5	Student Support & Progression	54.00	40.00	0.74
6	Governance, Leadership & Management	18.00	0.00	0.00
7	Institutional values & Best Practices	77.00	112.00	1.45
	<b>Total</b>	<b>691.00</b>	<b>793.00</b>	<b>1.15</b>
	<b>CGPA : 1.15</b>			

Dean IQAC

Principal

Department : Physical Education



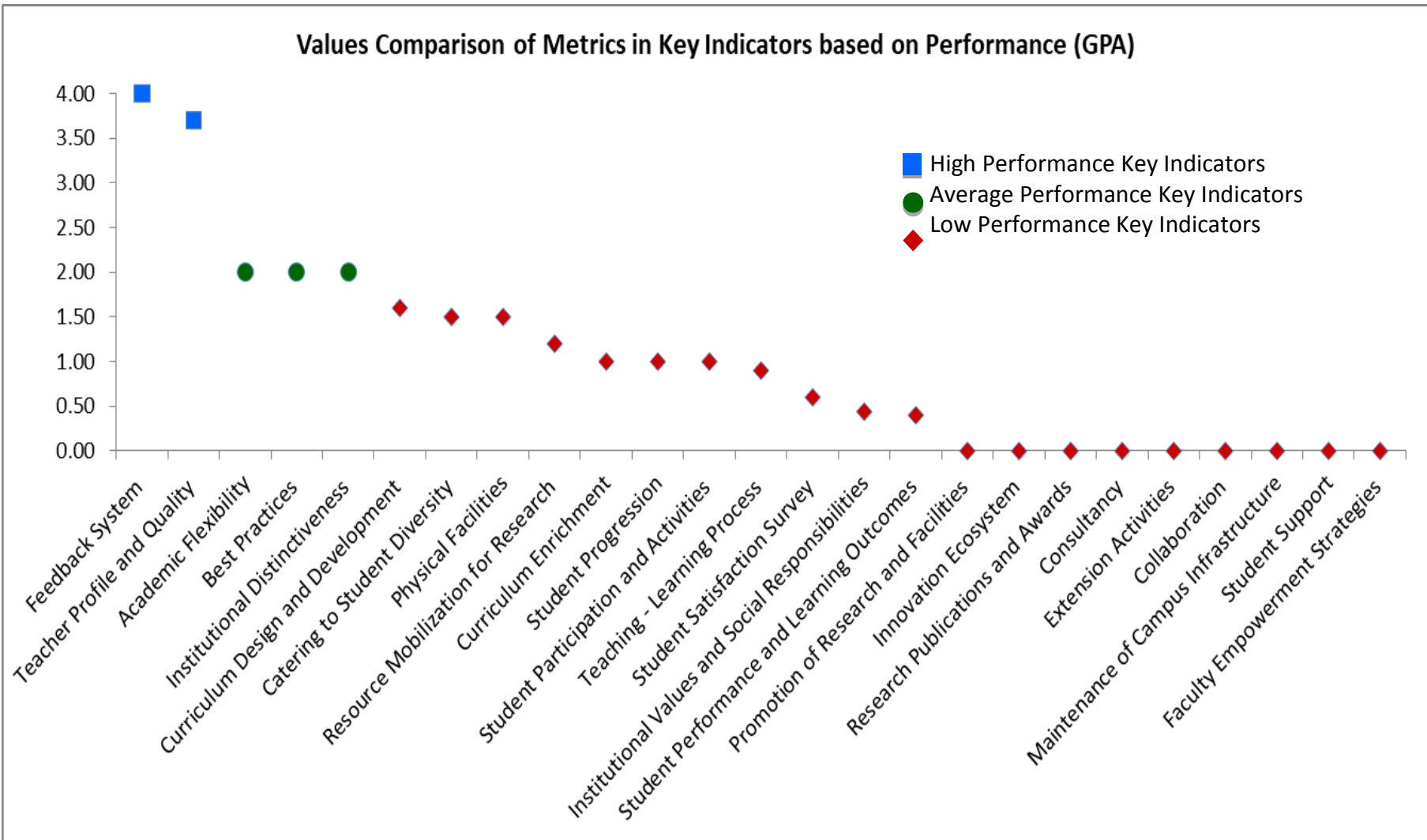
Department : Physical Education

Academic and Administrative Audit - 2020-2021

No	Criteria and Key Indicators	Key Indicator Weightage (W <sub>i</sub> )	Key Indicator Wise Weighted Grade Points (KIWGP) <sub>i</sub>	Grade Point Averages (CrWGPI/W <sub>i</sub> )
<b>Criterion I – Curricular Aspects</b>				
1.1	Curriculum Design and Development	50	80.00	1.60
1.2	Academic Flexibility	40	80.00	2.00
1.3	Curriculum Enrichment	40	40.00	1.00
1.4	Feedback System	20	80.00	4.00
	<b>Total</b>	<b>150</b>	<b>280.00</b>	<b>1.87</b>
<b>Criterion II – Teaching-Learning and Evaluation</b>				
2.2	Catering to Student Diversity	30	45.00	1.50
2.3	Teaching - Learning Process	50	45.00	0.90
2.4	Teacher Profile and Quality	50	185.00	3.70
2.6	Student Performance and Learning Outcomes	50	20.00	0.40
2.7	Student Satisfaction Survey	50	30.00	0.60
	<b>Total</b>	<b>230</b>	<b>325.00</b>	<b>1.41</b>
<b>Criterion III – Research, Innovations and Extension</b>				
3.1	Promotion of Research and Facilities	6	0.00	0.00
3.2	Resource Mobilization for Research	10	12.00	1.20
3.3	Innovation Ecosystem	10	0.00	0.00
3.4	Research Publications and Awards	30	0.00	0.00
3.5	Consultancy	10	0.00	0.00
3.6	Extension Activities	50	0.00	0.00
3.7	Collaboration	20	0.00	0.00
	<b>Total</b>	<b>136</b>	<b>12.00</b>	<b>0.09</b>

Criterion IV – Infrastructure and Learning Resources				
4.1	Physical Facilities	16	24.00	1.50
4.4	Maintenance of Campus Infrastructure	10	0.00	0.00
	<b>Total</b>	<b>26</b>	<b>24.00</b>	<b>0.92</b>
Criterion V - Student Support and Progression				
5.1	Student Support	14	0.00	0.00
5.2	Student Progression	30	30.00	1.00
5.3	Student Participation and Activities	10	10.00	1.00
	<b>Total</b>	<b>54</b>	<b>40.00</b>	<b>0.74</b>
Criterion VI – Governance, Leadership and Management				
6.3	Faculty Empowerment Strategies	18	0.00	0.00
	<b>Total</b>	<b>18</b>	<b>0.00</b>	<b>0.00</b>
Criterion VII – Institutional Values and Best Practices				
7.1	Institutional Values and Social Responsibilities	27	12.00	0.44
7.2	Best Practices	30	60.00	2.00
7.3	Institutional Distinctiveness	20	40.00	2.00
	<b>Total</b>	<b>77</b>	<b>112.00</b>	<b>1.45</b>
	<b>Grand Total</b>	<b>691</b>	<b>793.00</b>	<b>1.15</b>

Values Comparison of Metrics in Key Indicators based on Performance (GPA)





## Scott Christian College (Autonomous), Nagercoil



AAA 2020 - 2021 - Assessment Sheet

Department of Physical Education

### Qualitative & Quantitative Metrics

Metric	Parameter	QIM/ QnM	Weightage	Score	Wtd. Score
<b>Criterion I – Curricular Aspects</b>					
<b>1.1</b>	<b>Curriculum Design and Development</b>				
1.1.1	Curricula developed/adopted having Learning Outcomes including Programme Outcomes (Pos), Programme specific outcomes (PSOs) and Course Outcomes (COs) for all the UG, PG and M.Phil programmes offered by the Department and mapped them with syllabus properly.	QIM	20	4	80
1.1.2	List of Programmes where syllabus revision was carried out during 2020 - 2021	QnM	20	0	0
1.1.3	Courses having focus on employability/ entrepreneurship/ skill development during 2020 - 2021	QnM	10	0	0
<b>1.1</b>	<b>Curriculum Design and Development</b>		<b>50</b>	<b>1.6</b>	<b>80</b>
<b>1.2</b>	<b>Academic Flexibility</b>				
1.2.1	New courses introduced of the total number of courses across all programs offered during 2020 - 2021.	QnM	20	0	0
1.2.2	Programs in which Choice Based Credit System (CBCS)/elective course system has been implemented (2020 - 2021)	QnM	20	4	80
<b>1.2</b>	<b>Academic Flexibility</b>		<b>40</b>	<b>2</b>	<b>80</b>
<b>1.3</b>	<b>Curriculum Enrichment</b>				
1.3.1	List of courses whose syllabus integrate Cross cutting Issues related to Gender/ Environment & Sustainability/Human Values & Professional Ethics.	QIM	10	4	40
1.3.2	List of Value-added courses imparting transferable and life skills offered during 2020 - 2021 with details of the students	QnM	10	0	0

1.3.3	(Average Percentage of students enrolled in the courses under 1.3.2 above) List of Value-added courses imparting transferable and life skills offered during 2020 - 2021 with details of the students	QnM	10	0	0
1.3.4	Details of students undertaking field projects / internships (2020 - 2021)	QnM	10	0	0
<b>1.3</b>	<b>Curriculum Enrichment</b>		40	1	40
<b>1.4</b>	<b>Feedback System</b>				
1.4.1	Structured feedback received from: 1) Students, 2) Teachers, 3) Employers, 4) Alumni 5) Parents, for design and review of syllabus - Semester wise /year wise (Weightage: 10 QnM) Options: A. Any 4 of the above B. Any 3 of the above C. Any 2 of the above D. Any 1 of the above E. None of the above	QnM	10	4	40
1.4.2	Feedback processes of the institution may be classified as follows: A) A. Feedback collected, analysed and action taken and report made available on website B) Feedback collected, analysed and action has been taken C) Feedback collected and analysed D) Feedback collected E) Feedback not obtained	QnM	10	4	40
<b>1.4</b>	<b>Feedback System</b>		20	4	80
<b>Criterion I – Curricular Aspects</b>			150	1.87	280
<b>Criterion II – Teaching-Learning and Evaluation</b>					
<b>2.2</b>	<b>Catering to Student Diversity</b>				
2.2.1	The institution assesses the learning levels of the students, after admission and organises special programs for advanced learners and slow learners	QIM	15	0	0
2.2.2	Student - Full time teacher ratio(current year data)	QnM	15	3	45
<b>2.2</b>	<b>Catering to Student Diversity</b>		30	1.5	45
<b>2.3</b>	<b>Teaching - Learning Process</b>				
2.3.1	Student centric methods, such as experiential learning, participative learning and problem solving methodologies are used for enhancing learning experiences	QIM	15	0	0

2.3.2	Teachers use ICT enabled tools including online resources for effective teaching and learning process	QIM	15	0	0
2.3.3	Ratio of students to mentor for academic and stress related issues (current year data)	QnM	10	3	30
2.3.4	Preparation and adherence to Academic Calendar and Teaching plans by the institution	QIM	10	1.5	15
<b>2.3</b>	<b>Teaching - Learning Process</b>		<b>50</b>	<b>0.9</b>	<b>45</b>
<b>2.4</b>	<b>Teacher Profile and Quality</b>				
2.4.1	Full time teachers against sanctioned posts during 2020 - 2021	QnM	15	3	45
2.4.2	Full time teachers with Ph.D. (/ D.M. / M.Ch. / D.N.B Super speciality / D.Sc. / D.Litt. ) during 2020 - 2021	QnM	20	4	80
2.4.3	Teaching experience of full time teachers in same institution number of years (current year data)	QnM	15	4	60
<b>2.4</b>	<b>Teacher Profile and Quality</b>		<b>50</b>	<b>3.7</b>	<b>185</b>
<b>2.6</b>	<b>Student Performance and Learning Outcomes</b>				
2.6.1	i) Provide the web link displaying Programme Outcomes(PO)/Programme Specific Outcomes (PSO) / Course Outcomes (CO) for all programmes offered by the Department.	QIM	20	0	0
2.6.2	Evaluation of attainment of PO, PSO & CO	QIM	10	0	0
2.6.3	Passed out details of final year students	QnM	20	1	20
<b>2.6</b>	<b>Student Performance and Learning Outcomes</b>		<b>50</b>	<b>0.4</b>	<b>20</b>
<b>2.7</b>	<b>Student Satisfaction Survey</b>				
2.7.1	Online student satisfaction survey (SSS) regarding to teaching learning process.	QnM	50	<b>0.6</b>	<b>30</b>
<b>2.7</b>	<b>Student Satisfaction Survey</b>		<b>50</b>	<b>0.6</b>	<b>30</b>
<b>Criterion II – Teaching-Learning and Evaluation</b>			<b>230</b>	<b>1.41</b>	<b>325</b>
<b>Criterion III – Research, Innovations and Extension</b>					
<b>3.1</b>	<b>Promotion of Research and Facilities</b>				
3.1.3	Number of teachers awarded national/ international fellowship for advanced studies/ research during 2020 - 2021	QnM	6	0	<b>0</b>
<b>3.1</b>	<b>Promotion of Research and Facilities</b>		<b>6</b>	<b>0</b>	<b>0</b>



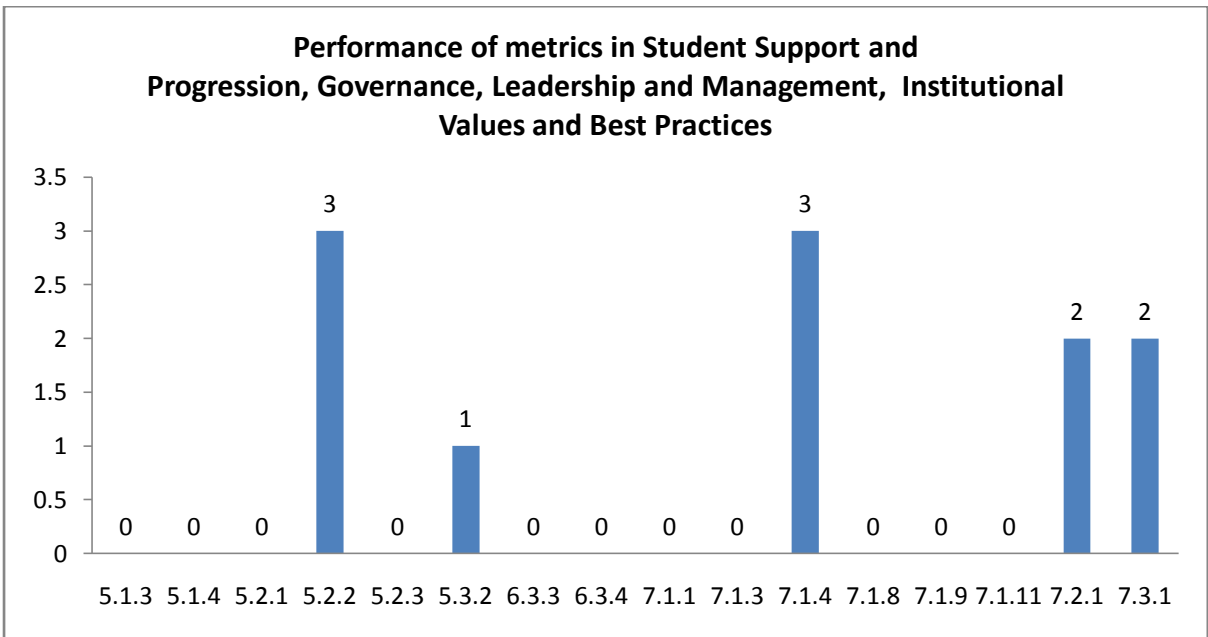
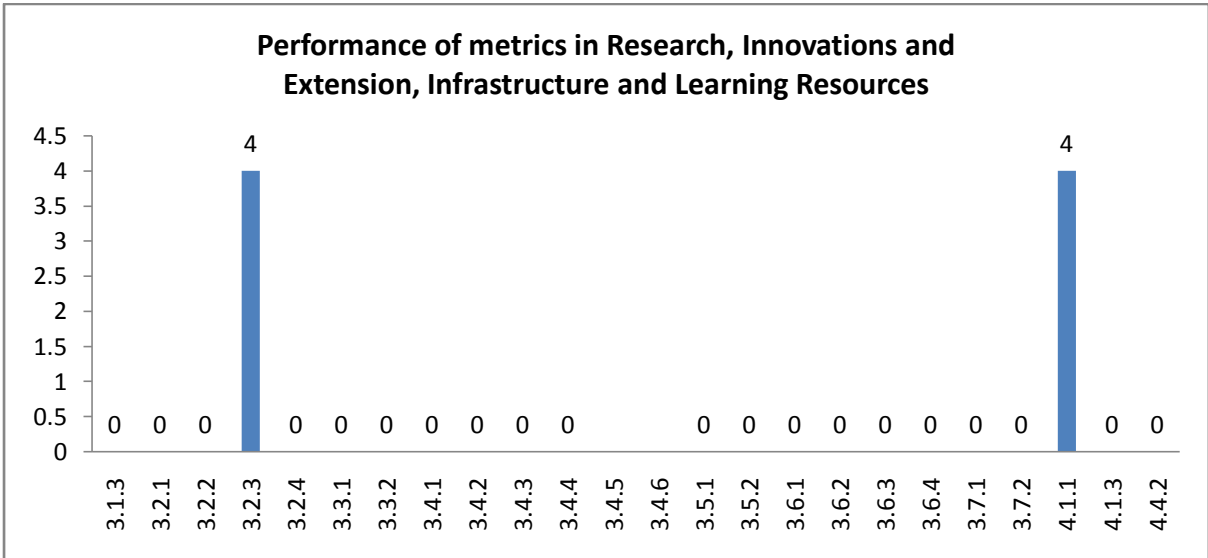
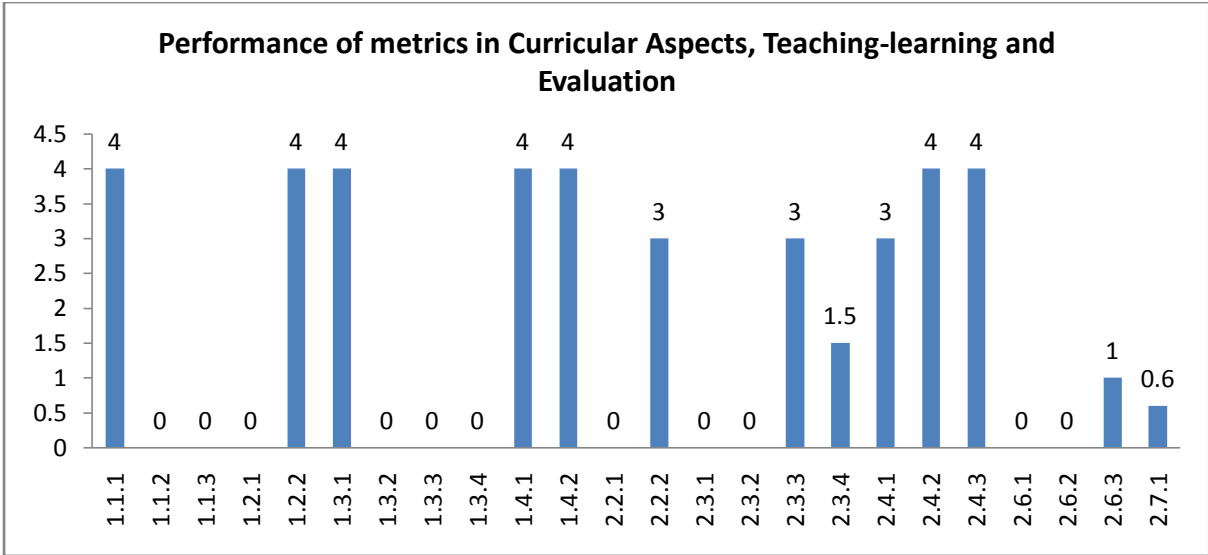
<b>3.2</b>	<b>Resource Mobilization for Research</b>				
3.2.1	Grants for research projects sponsored by the government, non-government sources such as industry, corporate houses, international bodies, endowments, Chairs in the institution during 2020 - 2021	QnM	2	0	<b>0</b>
3.2.2	Number of teachers having research projects during the 2020 - 2021	QnM	2	0	<b>0</b>
3.2.3	Teachers recognised as research guides	QnM	3	4	<b>12</b>
3.2.4	Number of research projects per teacher funded by government and non-government agencies during 2020 - 2021	QnM	3	0	<b>0</b>
<b>3.2</b>	<b>Resource Mobilization for Research</b>		<b>10</b>	<b>1.2</b>	<b>12</b>
<b>3.3</b>	<b>Innovation Ecosystem</b>				
3.3.1	What are the innovation done by the Department / Club including Incubation Centre and other initiatives for creation and transfer of knowledge?	QIM	5	0	<b>0</b>
3.3.2	Number of workshops/seminars conducted on Research Methodology, Intellectual Property Rights (IPR) and entrepreneurship and skills development Industry-Academia Innovative practices during 2020 - 2021	QnM	5	0	<b>0</b>
<b>3.3</b>	<b>Innovation Ecosystem</b>		<b>10</b>	<b>0</b>	<b>0</b>
<b>3.4</b>	<b>Research Publications and Awards</b>				
3.4.1	The institution has a stated Code of Ethics to check malpractices and plagiarism in Research	QnM	5	0	<b>0</b>
3.4.2	Number of Ph.D.s registered per teacher during 2020 - 2021	QnM	5	0	<b>0</b>
3.4.3	Number of research papers per teacher in the Journals notified on UGC website during 2020 - 2021	QnM	5	0	<b>0</b>
3.4.4	Number of books and chapters in edited volumes / books published, and papers in national/international conference - proceedings per teacher during 2020 - 2021	QnM	5	0	<b>0</b>
3.4.5	Bibliometrics of the publications during 2020 - 2021 based on average citation index in Scopus/ Web of Science or Pub Med/ Indian Citation Index	QnM	5		<b>0</b>

3.4.6	Bibliometrics of the publications during 2020-2021 based on Scopus/ Web of Science – h-index of the Department	QnM	5		0
<b>3.4</b>	<b>Research Publications and Awards</b>		<b>30</b>	<b>0</b>	<b>0</b>
<b>3.5</b>	<b>Consultancy</b>				
3.5.1	Revenue generated from consultancy corporate training during 2020 - 2021	QnM	5	0	0
3.5.2	Amount spent on developing facilities, training teachers and staff for undertaking consultancy during 2020 - 2021 (in Lakhs)	QnM	5	0	0
<b>3.5</b>	<b>Consultancy</b>		<b>10</b>	<b>0</b>	<b>0</b>
<b>3.6</b>	<b>Extension Activities</b>				
3.6.1	What are the Extension activities in the neighborhood community in terms of impact and sensitizing students to social issues and holistic development during 2020 - 2021?	QIM	10	0	0
3.6.2	Number of awards and recognition received for extension activities from Government /recognized bodies during 2020 - 2021	QnM	15	0	0
3.6.3	Number of extension and outreach Programmes conducted in collaboration with industry, community and Non- Government Organizations through NSS/NCC/Red cross/YRC etc., during 2020 - 2021	QnM	10	0	0
3.6.4	Students participating in extension activities with Government Organizations, Non-Government Organizations and Programmes such as Swachh Bharat, Aids Awareness, Gender Issue, etc. during 2020 - 2021	QnM	15	0	0
<b>3.6</b>	<b>Extension Activities</b>		<b>50</b>	<b>0</b>	<b>0</b>
<b>3.7</b>	<b>Collaboration</b>				
3.7.1	Number of Collaborative activities for research, faculty exchange, student exchange / internship/ on –the-job training/ project work	QnM	10	0	0
3.7.2	Number of functional MoUs with institutions of national, international importance, other universities, industries, corporate houses etc. during 2020 - 2021	QnM	10	0	0
<b>3.7</b>	<b>Collaboration</b>		<b>20</b>	<b>0</b>	<b>0</b>
<b>Criterion III – Research, Innovations and Extension</b>			<b>136</b>	<b>0.09</b>	<b>12</b>

<b>Criterion IV – Infrastructure and Learning Resources</b>					
<b>4.1</b>	<b>Physical Facilities</b>				
4.1.1	The institution has adequate facilities for teaching – learning, viz., classrooms, laboratories, computing equipment, etc.	QIM	6	4	24
4.1.3	Percentage of classrooms and seminar halls with ICT – enabled facilities such as smart class, LMS, etc.	QnM	10	0	0
<b>4.1</b>	<b>Physical Facilities</b>		16	1.5	24
<b>4.4 Maintenance of Campus Infrastructure</b>					
4.4.2	Provide the Service/Maintenance Record	QIM	10	0	0
<b>4.4</b>	<b>Maintenance of Campus Infrastructure</b>		10	0	0
<b>Criterion IV – Infrastructure and Learning Resources</b>			26	0.92	24
<b>Criterion V - Student Support and Progression</b>					
<b>5.1</b>	<b>Student Support</b>				
5.1.3	Number of capability enhancement and development schemes 1. Soft skills 2. Language and communication skills 3. Life skills (Yoga, physical fitness, health and hygiene) 4. Awareness of trends in technology (Opt one)	QnM	8	0	0
5.1.4	Students benefited by guidance for competitive examinations and career counseling offered by the institution during 2020 - 2021	QnM	6	0	0
<b>5.1</b>	<b>Student Support</b>		14	0	0
<b>5.2 Student Progression</b>					
5.2.1	Placement of outgoing students during 2020 - 2021	QnM	10	0	0
5.2.2	Student progression to higher education (previous graduating batch i.e., 2020 - 2021)	QnM	10	3	30
5.2.3	Students qualifying in state/ national/ international level examinations during 2020 - 2021 (eg: NET/ SLET/GATE/GMAT /CAT, GRE/TOFEL/Civil Services/State government examinations)	QnM	10	0	0
<b>5.2</b>	<b>Student Progression</b>		30	1	30

<b>5.3</b>	<b>Student Participation and Activities</b>				
5.3.2	Presence of an active Student Council & representation of students on academic & administrative bodies/committees	QIM	10	1	<b>10</b>
<b>5.3</b>	<b>Student Participation and Activities</b>		10	1	10
<b>Criterion V - Student Support and Progression</b>			54	0.74	40
<b>Criterion VI – Governance, Leadership and Management</b>					
<b>6.3</b>	<b>Faculty Empowerment Strategies</b>				
6.3.3	Number of professional development / administrative training Programmes organized by the Institution for teaching and non teaching staff during 2020 - 2021	QnM	8	0	0
6.3.4	Teachers attending professional development Programmes, viz., Orientation Programme, Refresher Course, Short Term Course, Faculty Development Programmes during 2020 - 2021	QnM	10	0	0
<b>6.3</b>	<b>Faculty Empowerment Strategies</b>		18	0	0
<b>Criterion VI – Governance, Leadership and Management</b>			18	0	0
<b>Criterion VII – Institutional Values and Best Practices</b>					
<b>7.1</b>	<b>Institutional Values and Social Responsibilities</b>				
7.1.1	Number of gender equity promotion Programmes organized by the department/club/cell/ unit during 2020 - 2021	QIM	5	0	<b>0</b>
7.1.3	Waste Management steps including: a) Solid waste management b) Liquid waste management c) Biomedical waste management d) E-waste management e) Waste recycling system f) Hazardous chemicals and radioactive waste management	QIM	4	0	<b>0</b>
7.1.4	Rain water harvesting structures and utilization : 1. Rain water harvesting 2. Borewell /Open well recharge 3. Construction of tanks and bunds 4. Waste water recycling 5. Maintenance of water bodies and distribution system in the campus	QnM	4	3	<b>12</b>
7.1.8	Institutional efforts/initiatives in providing an inclusive environment i.e., tolerance and harmony towards cultural, regional, linguistic, communal socioeconomic and other diversities	QIM	5	0	<b>0</b>

7.1.9	Sensitization of students and employees of the Institution to the constitutional obligations: values, rights, duties and responsibilities of citizens	QIM	4	0	0
7.1.11	Institution celebrates / organizes national and international commemorative days, events and festivals	QIM	5	0	0
<b>7.1</b>	<b>Institutional Values and Social Responsibilities</b>		27	0.44	12
<b>7.2</b>	<b>Best Practices</b>				
7.2.1	Describe any one best practice followed by the Department / Cell / Body / Committee / Club/Unit	QIM	30	2	60
<b>7.2</b>	<b>Best Practices</b>		30	2	60
<b>7.3</b>	<b>Institutional Distinctiveness</b>				
7.3.1	Describe/Explain the performance the Department in one area distinctive to its Vision, Priority & Thrust	QIM	20	2	40
<b>7.3</b>	<b>Institutional Distinctiveness</b>		20	2	40
<b>Criterion VII – Institutional Values and Best Practices</b>			77	1.45	112
	<b>Criteria-wise Assessment</b>		<b>Weightage (W)</b>	<b>Score</b>	<b>Wtd Grade Point (WGP)</b>
1	Curricular Aspects		150.00	1.87	280.00
2	Teaching, Learning & Evaluation		230.00	1.41	325.00
3	Research, Innovation & Extension		136.00	0.09	12.00
4	Infrastructure & Learning resources		26.00	0.92	24.00
5	Student Support & Progression		54.00	0.74	40.00
6	Governance, Leadership & Management		18.00	0.00	0.00
7	Institutional values & Best Practices		77.00	1.45	112.00
	<b>Overall:-</b>		691.00	1.15	793.00



## Department : Physical Education

### Academic and Administrative Audit - 2020-2021

#### Strengths and Weaknesses

##### Strengths :

- Feedback System
- Teacher Profile and Quality
- Academic Flexibility

##### Weaknesses :

- Best Practices
- Institutional Distinctiveness
- Curriculum Design and Development
- Catering to Student Diversity
- Physical Facilities
- Resource Mobilization for Research
- Curriculum Enrichment
- Student Progression
- Student Participation and Activities
- Teaching - Learning Process
- Student Satisfaction Survey
- Institutional Values and Social Responsibilities
- Student Performance and Learning Outcomes
- Promotion of Research and Facilities
- Innovation Ecosystem
- Research Publications and Awards
- Consultancy
- Extension Activities
- Collaboration
- Maintenance of Campus Infrastructure
- Student Support
- Faculty Empowerment Strategies



**Scott Christian College (Autonomous)**  
Nagercoil – 629 003, Tamil Nadu, India

**INTERNAL QUALITY ASSURANCE CELL**



# **ACADEMIC & ADMINISTRATIVE AUDIT 2020-2021**

**DEPARTMENT OF BUSINESS STUDIES (BBA)**

**GRADE**

**D**

**Score : 1.48/4**



**Department : Business Studies**

**Academic and Administrative Audit - 2020-2021**

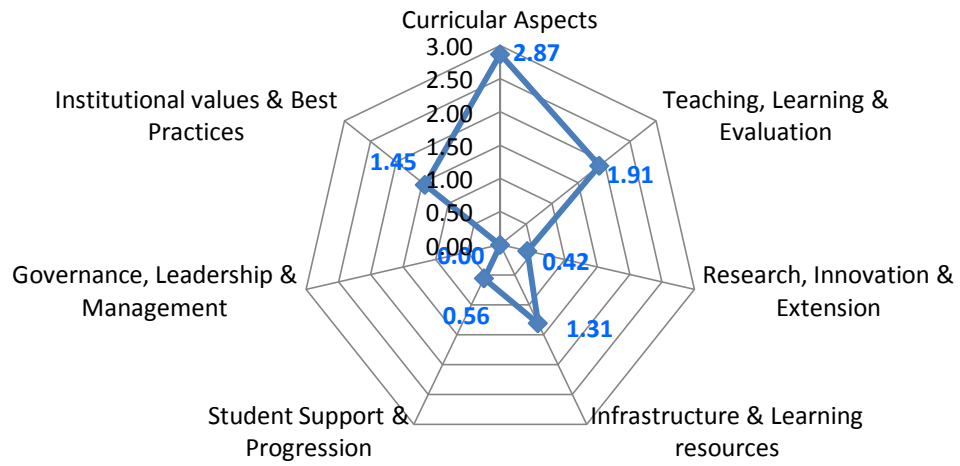
<b>No</b>	<b>Criteria</b>	<b>Weightage (W1)</b>	<b>Criterion- wise Weighted Grade Point (CrWGP1)</b>	<b>Grade Point Averages (CrWGP<sub>i</sub>/W<sub>i</sub>)</b>
1	Curricular Aspects	150.00	430.00	2.87
2	Teaching, Learning & Evaluation	230.00	440.00	1.91
3	Research, Innovation & Extension	136.00	57.00	0.42
4	Infrastructure & Learning resources	26.00	34.00	1.31
5	Student Support & Progression	54.00	30.00	0.56
6	Governance, Leadership & Management	18.00	0.00	0.00
7	Institutional values & Best Practices	77.00	112.00	1.45
	<b>Total</b>	<b>691.00</b>	<b>1103.00</b>	<b>1.6</b>
	<b>CGPA : 1.6</b>			

Dean IQAC

Principal

Department : Business Studies

Criteria wise Radar Graph (GPA)

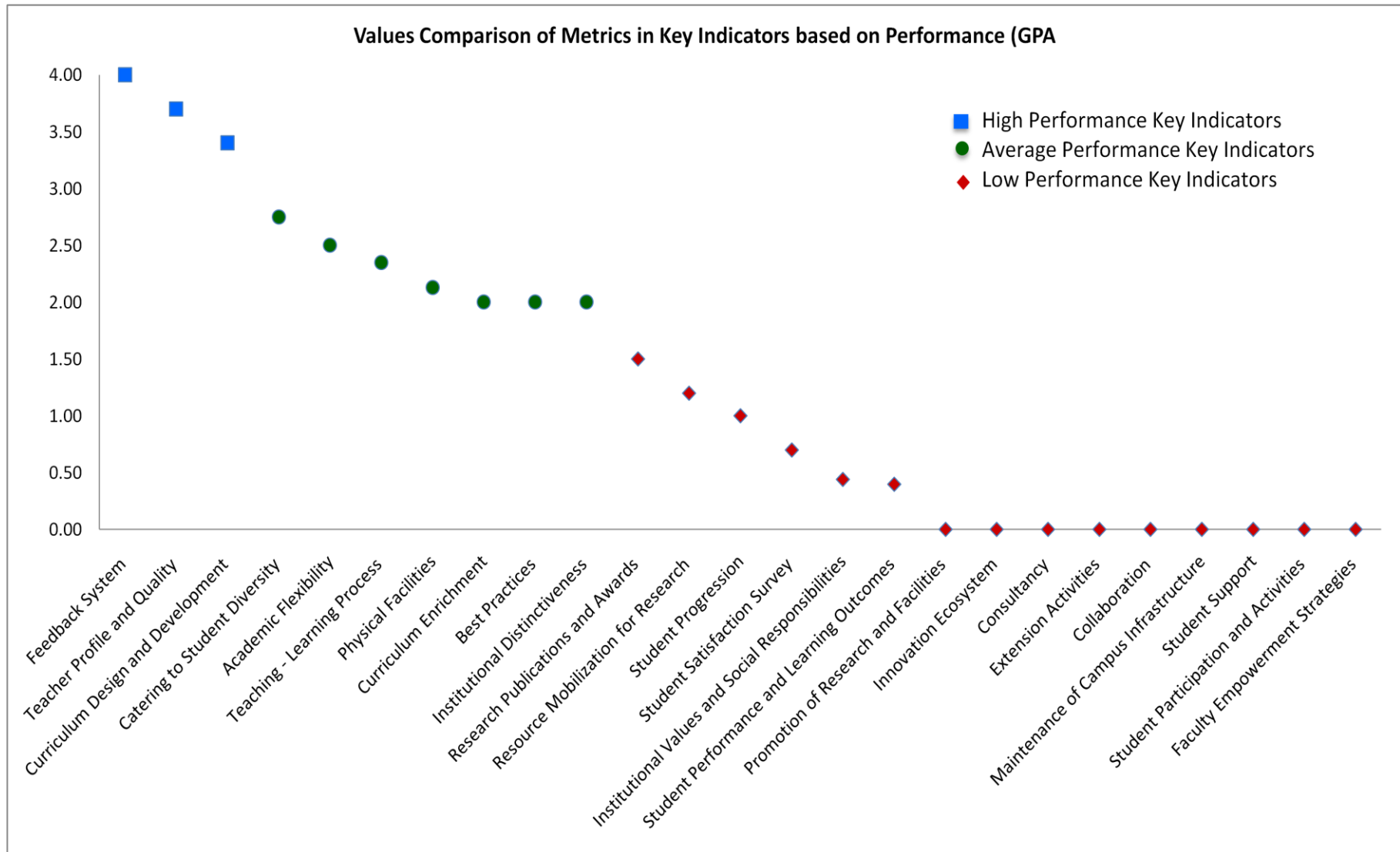


Department : Business Studies

Academic and Administrative Audit - 2020-2021

No	Criteria and Key Indicators	Key Indicator Weightage (W <sub>i</sub> )	Key Indicator Wise Weighted Grade Points (KIWGP) <sub>i</sub>	Grade Point Averages (CrWGPI/W <sub>i</sub> )
<b>Criterion I – Curricular Aspects</b>				
1.1	Curriculum Design and Development	50	170.00	3.40
1.2	Academic Flexibility	40	100.00	2.50
1.3	Curriculum Enrichment	40	80.00	2.00
1.4	Feedback System	20	80.00	4.00
	<b>Total</b>	<b>150</b>	<b>430.00</b>	<b>2.87</b>
<b>Criterion II – Teaching-Learning and Evaluation</b>				
2.2	Catering to Student Diversity	30	82.50	2.75
2.3	Teaching - Learning Process	50	117.50	2.35
2.4	Teacher Profile and Quality	50	185.00	3.70
2.6	Student Performance and Learning Outcomes	50	20.00	0.40
2.7	Student Satisfaction Survey	50	35.00	0.70
	<b>Total</b>	<b>230</b>	<b>440.00</b>	<b>1.91</b>
<b>Criterion III – Research, Innovations and Extension</b>				
3.1	Promotion of Research and Facilities	6	0.00	0.00
3.2	Resource Mobilization for Research	10	12.00	1.20
3.3	Innovation Ecosystem	10	0.00	0.00
3.4	Research Publications and Awards	30	45.00	1.50
3.5	Consultancy	10	0.00	0.00
3.6	Extension Activities	50	0.00	0.00
3.7	Collaboration	20	0.00	0.00
	<b>Total</b>	<b>136</b>	<b>57.00</b>	<b>0.42</b>

Criterion IV – Infrastructure and Learning Resources				
4.1	Physical Facilities	16	34.00	2.13
4.4	Maintenance of Campus Infrastructure	10	0.00	0.00
	<b>Total</b>	<b>26</b>	<b>34.00</b>	<b>1.31</b>
Criterion V - Student Support and Progression				
5.1	Student Support	14	0.00	0.00
5.2	Student Progression	30	30.00	1.00
5.3	Student Participation and Activities	10	0.00	0.00
	<b>Total</b>	<b>54</b>	<b>30.00</b>	<b>0.56</b>
Criterion VI – Governance, Leadership and Management				
6.3	Faculty Empowerment Strategies	18	0.00	0.00
	<b>Total</b>	<b>18</b>	<b>0.00</b>	<b>0.00</b>
Criterion VII – Institutional Values and Best Practices				
7.1	Institutional Values and Social Responsibilities	27	12.00	0.44
7.2	Best Practices	30	60.00	2.00
7.3	Institutional Distinctiveness	20	40.00	2.00
	<b>Total</b>	<b>77</b>	<b>112.00</b>	<b>1.45</b>
	<b>Grand Total</b>	<b>691</b>	<b>1103.00</b>	<b>1.6</b>





## Scott Christian College (Autonomous), Nagercoil



AAA 2020 - 2021 - Assessment Sheet

Department of Business Studies

### Qualitative & Quantitative Metrics

Metric	Parameter	QIM/ QnM	Weightage	Score	Wtd. Score
<b>Criterion I – Curricular Aspects</b>					
<b>1.1</b>	<b>Curriculum Design and Development</b>				
1.1.1	Curricula developed/adopted having Learning Outcomes including Programme Outcomes (Pos), Programme specific outcomes (PSOs) and Course Outcomes (COs) for all the UG, PG and M.Phil programmes offered by the Department and mapped them with syllabus properly.	QIM	20	4	80
1.1.2	List of Programmes where syllabus revision was carried out during 2020 - 2021	QnM	20	4	80
1.1.3	Courses having focus on employability/ entrepreneurship/ skill development during 2020 - 2021	QnM	10	1	10
<b>1.1</b>	<b>Curriculum Design and Development</b>		<b>50</b>	<b>3.4</b>	<b>170</b>
<b>1.2</b>	<b>Academic Flexibility</b>				
1.2.1	New courses introduced of the total number of courses across all programs offered during 2020 - 2021.	QnM	20	1	20
1.2.2	Programs in which Choice Based Credit System (CBCS)/elective course system has been implemented (2020 - 2021)	QnM	20	4	80
<b>1.2</b>	<b>Academic Flexibility</b>		<b>40</b>	<b>2.5</b>	<b>100</b>
<b>1.3</b>	<b>Curriculum Enrichment</b>				
1.3.1	List of courses whose syllabus integrate Cross cutting Issues related to Gender/ Environment & Sustainability/Human Values & Professional Ethics.	QIM	10	4	40
1.3.2	List of Value-added courses imparting transferable and life skills offered during 2020 - 2021 with details of the students	QnM	10	0	0

1.3.3	(Average Percentage of students enrolled in the courses under 1.3.2 above) List of Value-added courses imparting transferable and life skills offered during 2020 - 2021 with details of the students	QnM	10	0	0
1.3.4	Details of students undertaking field projects / internships (2020 - 2021)	QnM	10	4	40
<b>1.3</b>	<b>Curriculum Enrichment</b>		40	2	80
<b>1.4</b>	<b>Feedback System</b>				
1.4.1	Structured feedback received from: 1) Students, 2) Teachers, 3) Employers, 4) Alumni 5) Parents, for design and review of syllabus - Semester wise /year wise (Weightage: 10 QnM) Options: A. Any 4 of the above B. Any 3 of the above C. Any 2 of the above D. Any 1 of the above E. None of the above	QnM	10	4	40
1.4.2	Feedback processes of the institution may be classified as follows: A) A. Feedback collected, analysed and action taken and report made available on website B) Feedback collected, analysed and action has been taken C) Feedback collected and analysed D) Feedback collected E) Feedback not obtained	QnM	10	4	40
<b>1.4</b>	<b>Feedback System</b>		20	4	80
<b>Criterion I – Curricular Aspects</b>			150	2.87	430
<b>Criterion II – Teaching-Learning and Evaluation</b>					
<b>2.2</b>	<b>Catering to Student Diversity</b>				
2.2.1	The institution assesses the learning levels of the students, after admission and organises special programs for advanced learners and slow learners	QIM	15	3.5	52.5
2.2.2	Student - Full time teacher ratio(current year data)	QnM	15	2	30
<b>2.2</b>	<b>Catering to Student Diversity</b>		30	2.75	82.5
<b>2.3</b>	<b>Teaching - Learning Process</b>				
2.3.1	Student centric methods, such as experiential learning, participative learning and problem solving methodologies are used for enhancing learning experiences	QIM	15	3.5	52.5

2.3.2	Teachers use ICT enabled tools including online resources foreffective teaching and learning process	QIM	15	3	45
2.3.3	Ratio of students to mentor for academic and stress related issues (current year data)	QnM	10	2	20
2.3.4	Preparation and adherence to Academic Calendar and Teaching plans by the institution	QIM	10	0	0
<b>2.3</b>	<b>Teaching - Learning Process</b>		50	2.35	117.5
<b>2.4</b>	<b>Teacher Profile and Quality</b>				
2.4.1	Full time teachers against sanctioned posts during 2020 - 2021	QnM	15	4	60
2.4.2	Full time teachers with Ph.D. (/ D.M. / M.Ch. / D.N.B Super speciality / D.Sc. / D.Litt. )during 2020 - 2021	QnM	20	4	80
2.4.3	Teaching experience of full time teachers in same institution number of years (current year data)	QnM	15	3	45
<b>2.4</b>	<b>Teacher Profile and Quality</b>		50	3.7	185
<b>2.6</b>	<b>Student Performance and Learning Outcomes</b>				
2.6.1	i) Provide the web link displaying Programme Outcomes(PO)/Programme Specific Outcomes (PSO) / Course Outcomes (CO) for all programmes offered by the Department.	QIM	20	0	0
2.6.2	Evaluation of attainment of PO, PSO & CO	QIM	10	0	0
2.6.3	Passed out details of final year students	QnM	20	1	20
<b>2.6</b>	<b>Student Performance and Learning Outcomes</b>		50	0.4	20
<b>2.7</b>	<b>Student Satisfaction Survey</b>				
2.7.1	Online student satisfaction survey (SSS) regarding to teaching learning process.	QnM	50	0.7	35
<b>2.7</b>	<b>Student Satisfaction Survey</b>		50	0.7	35
<b>Criterion II – Teaching-Learning and Evaluation</b>			230	1.91	440
<b>Criterion III – Research, Innovations and Extension</b>					
<b>3.1</b>	<b>Promotion of Research and Facilities</b>				
3.1.3	Number of teachers awarded national/international fellowship for advanced studies/ research during 2020 - 2021	QnM	6	0	0
<b>3.1</b>	<b>Promotion of Research and Facilities</b>		6	0	0



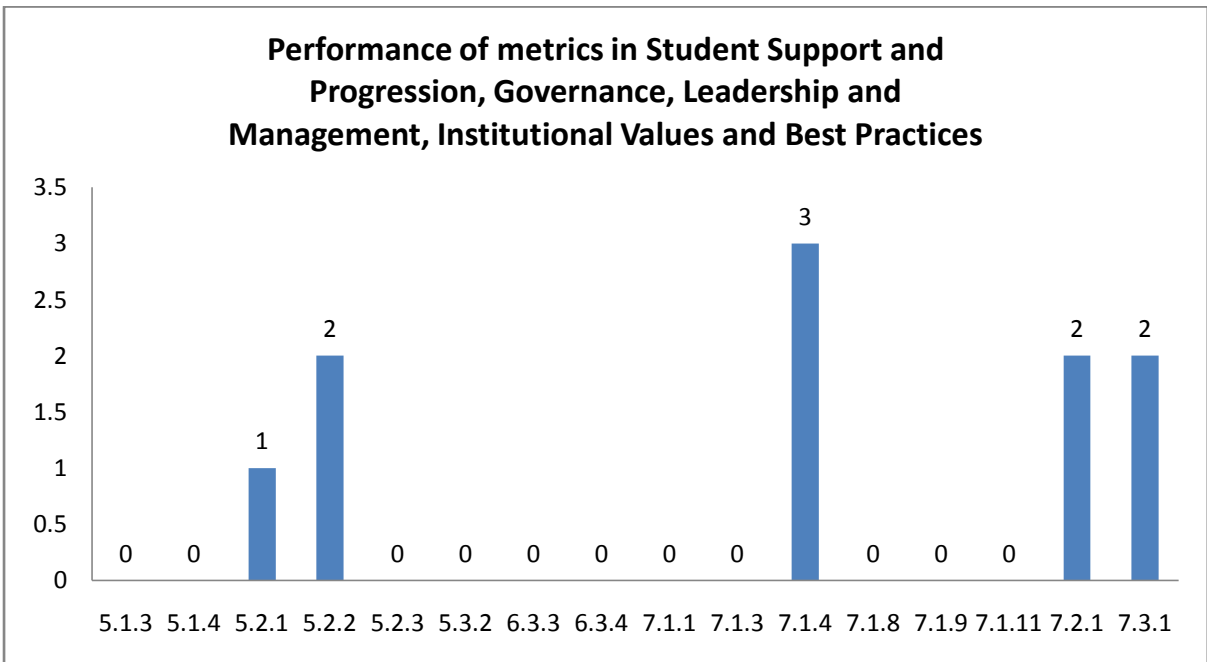
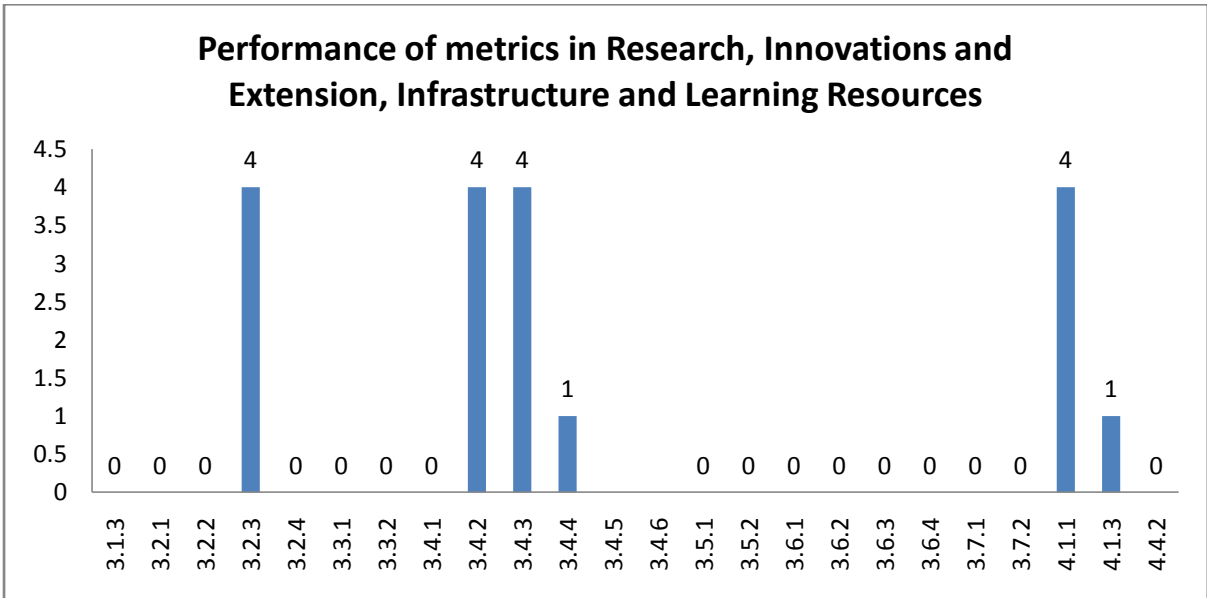
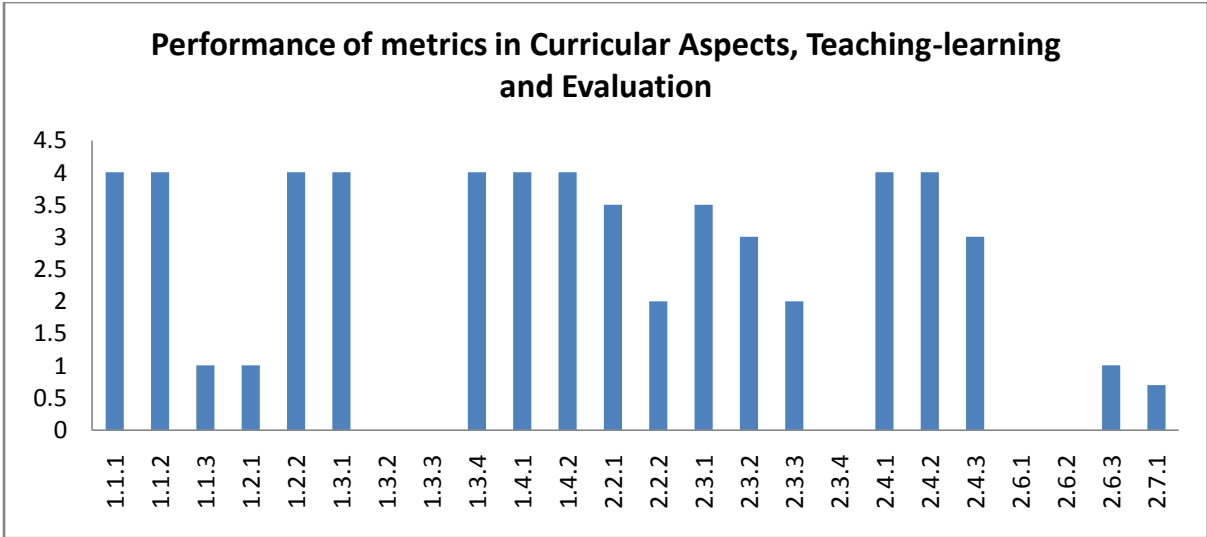
<b>3.2</b>	<b>Resource Mobilization for Research</b>				
3.2.1	Grants for research projects sponsored by the government, non-government sources such as industry, corporate houses, international bodies, endowments, Chairs in the institution during 2020 - 2021	QnM	2	0	0
3.2.2	Number of teachers having research projects during the 2020 - 2021	QnM	2	0	0
3.2.3	Teachers recognised as research guides	QnM	3	4	12
3.2.4	Number of research projects per teacher funded by government and non-government agencies during 2020 - 2021	QnM	3	0	0
<b>3.2</b>	<b>Resource Mobilization for Research</b>		10	1.2	12
<b>3.3</b>	<b>Innovation Ecosystem</b>				
3.3.1	What are the innovation done by the Department / Club including Incubation Centre and other initiatives for creation and transfer of knowledge?	QIM	5	0	0
3.3.2	Number of workshops/seminars conducted on Research Methodology, Intellectual Property Rights (IPR) and entrepreneurship and skills development Industry-Academia Innovative practices during 2020 - 2021	QnM	5	0	0
<b>3.3</b>	<b>Innovation Ecosystem</b>		10	0	0
<b>3.4</b>	<b>Research Publications and Awards</b>				
3.4.1	The institution has a stated Code of Ethics to check malpractices and plagiarism in Research	QnM	5	0	0
3.4.2	Number of Ph.D.s registered per teacher during 2020 - 2021	QnM	5	4	20
3.4.3	Number of research papers per teacher in the Journals notified on UGC website during 2020 - 2021	QnM	5	4	20
3.4.4	Number of books and chapters in edited volumes / books published, and papers in national/international conference - proceedings per teacher during 2020 - 2021	QnM	5	1	5
3.4.5	Bibliometrics of the publications during 2020 - 2021 based on average citation index in Scopus/ Web of Science or Pub Med/ Indian Citation Index	QnM	5		0

3.4.6	Bibliometrics of the publications during 2020-21 based on Scopus/ Web of Science – h-index of the Department	QnM	5		0
<b>3.4</b>	<b>Research Publications and Awards</b>		30	1.5	45
<b>3.5</b>	<b>Consultancy</b>				
3.5.1	Revenue generated from consultancy corporate training during 2020 - 2021	QnM	5	0	0
3.5.2	Amount spent on developing facilities, training teachers and staff for undertaking consultancy during 2020 - 2021 (in Lakhs)	QnM	5	0	0
<b>3.5</b>	<b>Consultancy</b>		10	0	0
<b>3.6</b>	<b>Extension Activities</b>				
3.6.1	What are the Extension activities in the neighborhood community in terms of impact and sensitizing students to social issues and holistic development during 2020 - 2021?	QIM	10	0	0
3.6.2	Number of awards and recognition received for extension activities from Government /recognized bodies during 2020 - 2021	QnM	15	0	0
3.6.3	Number of extension and outreach Programmes conducted in collaboration with industry, community and Non- Government Organizations through NSS/NCC/Red cross/YRC etc., during 2020 - 2021	QnM	10	0	0
3.6.4	Students participating in extension activities with Government Organizations, Non-Government Organizations and Programmes such as Swachh Bharat, Aids Awareness, Gender Issue, etc. during 2020 - 2021	QnM	15	0	0
<b>3.6</b>	<b>Extension Activities</b>		50	0	0
<b>3.7</b>	<b>Collaboration</b>				
3.7.1	Number of Collaborative activities for research, faculty exchange, student exchange / internship/ on –the-job training/ project work	QnM	10	0	0
3.7.2	Number of functional MoUs with institutions of national, international importance, other universities, industries, corporate houses etc. during 2020 - 2021	QnM	10	0	0
<b>3.7</b>	<b>Collaboration</b>		20	0	0
<b>Criterion III – Research, Innovations and Extension</b>			136	0.42	57

<b>Criterion IV – Infrastructure and Learning Resources</b>					
<b>4.1</b>	<b>Physical Facilities</b>				
4.1.1	The institution has adequate facilities for teaching – learning, viz., classrooms, laboratories, computing equipment, etc.	QIM	6	4	24
4.1.3	Percentage of classrooms and seminar halls with ICT – enabled facilities such as smart class, LMS, etc.	QnM	10	1	10
<b>4.1</b>	<b>Physical Facilities</b>		16	2.13	34
<b>4.4 Maintenance of Campus Infrastructure</b>					
4.4.2	Provide the Service/Maintenance Record	QIM	10	0	0
<b>4.4</b>	<b>Maintenance of Campus Infrastructure</b>		10	0	0
<b>Criterion IV – Infrastructure and Learning Resources</b>			26	1.31	34
<b>Criterion V - Student Support and Progression</b>					
<b>5.1</b>	<b>Student Support</b>				
5.1.3	Number of capability enhancement and development schemes 1. Soft skills 2. Language and communication skills 3. Life skills (Yoga, physical fitness, health and hygiene) 4. Awareness of trends in technology (Opt one)	QnM	8	0	0
5.1.4	Students benefited by guidance for competitive examinations and career counseling offered by the institution during 2020 - 2021	QnM	6	0	0
<b>5.1</b>	<b>Student Support</b>		14	0	0
<b>5.2 Student Progression</b>					
5.2.1	Placement of outgoing students during 2020 - 2021	QnM	10	1	10
5.2.2	Student progression to higher education (previous graduating batch i.e., 2020 - 2021)	QnM	10	2	20
5.2.3	Students qualifying in state/ national/ international level examinations during 2020 - 2021 (eg: NET/ SLET/GATE/GMAT /CAT, GRE/TOFEL/Civil Services/State government examinations)	QnM	10	0	0
<b>5.2</b>	<b>Student Progression</b>		30	1	30

<b>5.3</b>	<b>Student Participation and Activities</b>				
5.3.2	Presence of an active Student Council & representation of students on academic & administrative bodies/committees	QIM	10	0	0
<b>5.3</b>	<b>Student Participation and Activities</b>		10	0	0
<b>Criterion V - Student Support and Progression</b>			54	0.56	30
<b>Criterion VI – Governance, Leadership and Management</b>					
<b>6.3</b>	<b>Faculty Empowerment Strategies</b>				
6.3.3	Number of professional development / administrative training Programmes organized by the Institution for teaching and non teaching staff during 2020 - 2021	QnM	8	0	0
6.3.4	Teachers attending professional development Programmes, viz., Orientation Programme, Refresher Course, Short Term Course, Faculty Development Programmes during 2020 - 2021	QnM	10	0	0
<b>6.3</b>	<b>Faculty Empowerment Strategies</b>		18	0	0
<b>Criterion VI – Governance, Leadership and Management</b>			18	0	0
<b>Criterion VII – Institutional Values and Best Practices</b>					
<b>7.1</b>	<b>Institutional Values and Social Responsibilities</b>				
7.1.1	Number of gender equity promotion Programmes organized by the department/club/cell/ unit during 2020 - 2021	QIM	5	0	0
7.1.3	Waste Management steps including: a) Solid waste management b) Liquid waste management c) Biomedical waste management d) E-waste management e) Waste recycling system f) Hazardous chemicals and radioactive waste management	QIM	4	0	0
7.1.4	Rain water harvesting structures and utilization : 1. Rain water harvesting 2. Borewell /Open well recharge 3. Construction of tanks and bunds 4. Waste water recycling 5. Maintenance of water bodies and distribution system in the campus	QnM	4	3	12

7.1.8	Institutional efforts/initiatives in providing an inclusive environment i.e., tolerance and harmony towards cultural, regional, linguistic, communal socioeconomic and other diversities	QIM	5	0	0
7.1.9	Sensitization of students and employees of the Institution to the constitutional obligations: values, rights, duties and responsibilities of citizens	QIM	4	0	0
7.1.11	Institution celebrates / organizes national and international commemorative days, events and festivals	QIM	5	0	0
<b>7.1</b>	<b>Institutional Values and Social Responsibilities</b>		27	0.44	12
<b>7.2</b>	<b>Best Practices</b>				
7.2.1	Describe any one best practice followed by the Department / Cell / Body / Committee / Club/Unit	QIM	30	2	60
<b>7.2</b>	<b>Best Practices</b>		30	2	60
<b>7.3</b>	<b>Institutional Distinctiveness</b>				
7.3.1	Describe/Explain the performance the Department in one area distinctive to its Vision, Priority & Thrust	QIM	20	2	40
<b>7.3</b>	<b>Institutional Distinctiveness</b>		20	2	40
<b>Criterion VII – Institutional Values and Best Practices</b>			77	1.45	112
	<b>Criteria-wise Assessment</b>		<b>Weightage (W)</b>	<b>Score</b>	<b>Wtd Grade Point (WGP)</b>
1	Curricular Aspects		150.00	2.87	430.00
2	Teaching, Learning & Evaluation		230.00	1.91	440.00
3	Research, Innovation & Extension		136.00	0.42	57.00
4	Infrastructure & Learning resources		26.00	1.31	34.00
5	Student Support & Progression		54.00	0.56	30.00
6	Governance, Leadership & Management		18.00	0.00	0.00
7	Institutional values & Best Practices		77.00	1.45	112.00
	<b>Overall:-</b>		691.00	1.60	1103.00



## Department : Business Studies

### Academic and Administrative Audit - 2020-2021

#### Strengths and Weaknesses

##### Strengths :

- Feedback System
- Teacher Profile and Quality
- Curriculum Design and Development
- Catering to Student Diversity

##### Weaknesses :

- Academic Flexibility
- Teaching - Learning Process
- Physical Facilities
- Curriculum Enrichment
- Best Practices
- Institutional Distinctiveness
- Research Publications and Awards
- Resource Mobilization for Research
- Student Progression
- Student Satisfaction Survey
- Institutional Values and Social Responsibilities
- Student Performance and Learning Outcomes
- Promotion of Research and Facilities
- Innovation Ecosystem
- Consultancy
- Extension Activities
- Collaboration
- Maintenance of Campus Infrastructure
- Student Support
- Student Participation and Activities
- Faculty Empowerment Strategies



**Scott Christian College (Autonomous)**  
Nagercoil – 629 003, Tamil Nadu, India

**INTERNAL QUALITY ASSURANCE CELL**



# **ACADEMIC & ADMINISTRATIVE AUDIT 2020-2021**

**DEPARTMENT OF BUSINESS STUDIES (MBA)**

**GRADE**

**D**

**Score : 1.35/4**



Department : Business Studies

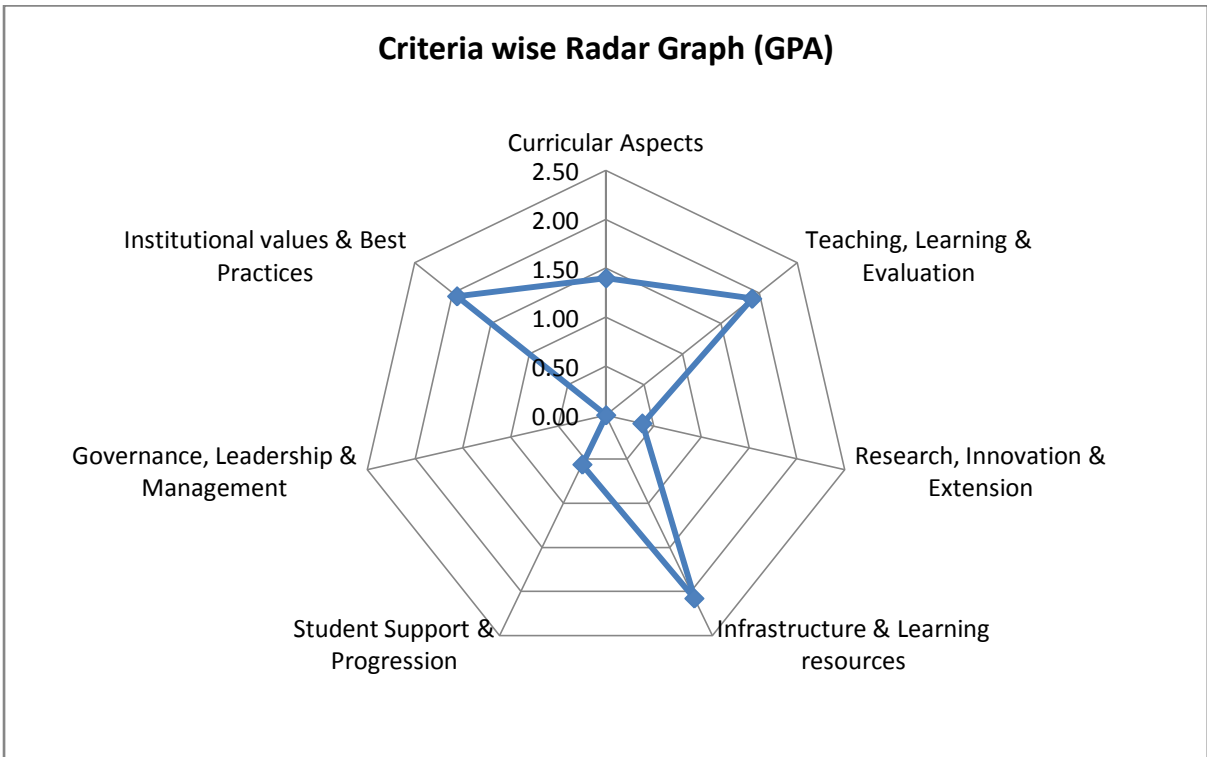
Academic and Administrative Audit - 2020-2021

No	Criteria	Weightage (W1)	Criterion-wise Weighted Grade Point (CrWGP1)	Grade Point Averages (CrWGP <sub>i</sub> /W <sub>i</sub> )
1	Curricular Aspects	150.00	210.00	1.40
2	Teaching, Learning & Evaluation	230.00	440.00	1.91
3	Research, Innovation & Extension	136.00	52.00	0.38
4	Infrastructure & Learning resources	26.00	54.00	2.08
5	Student Support & Progression	54.00	30.00	0.56
6	Governance, Leadership & Management	18.00	0.00	0.00
7	Institutional values & Best Practices	77.00	150.00	1.95
	<b>Total</b>	<b>691.00</b>	<b>936.00</b>	<b>1.35</b>
	<b>CGPA :</b>	<b>1.35</b>		

Dean IQAC

Principal

**Department : Business Studies**

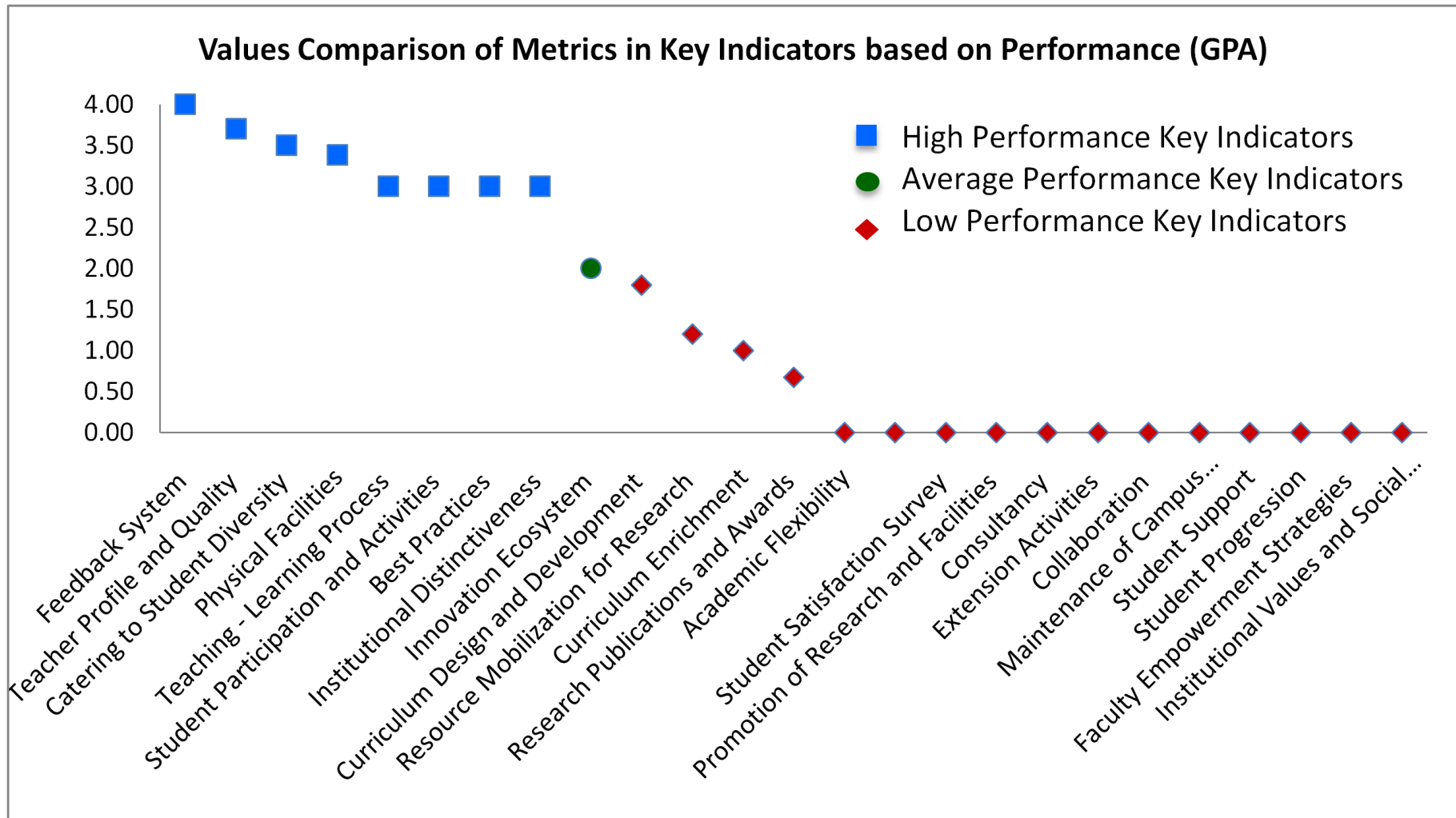


Department : Business Studies

Academic and Administrative Audit - 2020-2021

No	Criteria and Key Indicators	Key Indicator Weightage (W <sub>i</sub> )	Key Indicator Wise Weighted Grade Points (KIWGP) <sub>i</sub>	Grade Point Averages (CrWGPI/W <sub>i</sub> )
<b>Criterion I – Curricular Aspects</b>				
1.1	Curriculum Design and Development	50	90.00	1.80
1.2	Academic Flexibility	40	0.00	0.00
1.3	Curriculum Enrichment	40	40.00	1.00
1.4	Feedback System	20	80.00	4.00
	<b>Total</b>	<b>150</b>	<b>210.00</b>	<b>1.40</b>
<b>Criterion II – Teaching-Learning and Evaluation</b>				
2.2	Catering to Student Diversity	30	105.00	3.50
2.3	Teaching - Learning Process	50	150.00	3.00
2.4	Teacher Profile and Quality	50	185.00	3.70
2.6	Student Performance and Learning Outcomes	50	0.00	0.00
2.7	Student Satisfaction Survey	50	0.00	0.00
	<b>Total</b>	<b>230</b>	<b>440.00</b>	<b>1.91</b>
<b>Criterion III – Research, Innovations and Extension</b>				
3.1	Promotion of Research and Facilities	6	0.00	0.00
3.2	Resource Mobilization for Research	10	12.00	1.20
3.3	Innovation Ecosystem	10	20.00	2.00
3.4	Research Publications and Awards	30	20.00	0.67
3.5	Consultancy	10	0.00	0.00
3.6	Extension Activities	50	0.00	0.00
3.7	Collaboration	20	0.00	0.00
	<b>Total</b>	<b>136</b>	<b>52.00</b>	<b>0.38</b>

Criterion IV – Infrastructure and Learning Resources				
4.1	Physical Facilities	16	54.00	3.38
4.4	Maintenance of Campus Infrastructure	10	0.00	0.00
	<b>Total</b>	<b>26</b>	<b>54.00</b>	<b>2.08</b>
Criterion V - Student Support and Progression				
5.1	Student Support	14	0.00	0.00
5.2	Student Progression	30	0.00	0.00
5.3	Student Participation and Activities	10	30.00	3.00
	<b>Total</b>	<b>54</b>	<b>30.00</b>	<b>0.56</b>
Criterion VI – Governance, Leadership and Management				
6.3	Faculty Empowerment Strategies	18	0.00	0.00
	<b>Total</b>	<b>18</b>	<b>0.00</b>	<b>0.00</b>
Criterion VII – Institutional Values and Best Practices				
7.1	Institutional Values and Social Responsibilities	27	0.00	0.00
7.2	Best Practices	30	90.00	3.00
7.3	Institutional Distinctiveness	20	60.00	3.00
	<b>Total</b>	<b>77</b>	<b>150.00</b>	<b>1.95</b>
	<b>Grand Total</b>	<b>691</b>	<b>936.00</b>	<b>1.35</b>





## Scott Christian College (Autonomous), Nagercoil



### AAA 2020 - 2021 - Assessment Sheet Department of Business Studies (MBA) Qualitative & Quantitative Metrics

Metric	Parameter	QIM/ QnM	Weightage	Score	Wtd. Score
<b>Criterion I – Curricular Aspects</b>					
<b>1.1</b>	<b>Curriculum Design and Development</b>				
1.1.1	Curricula developed/adopted having Learning Outcomes including Programme Outcomes (Pos), Programme specific outcomes (PSOs) and Course Outcomes (COs) for all the UG, PG and M.Phil programmes offered by the Department and mapped them with syllabus properly.	QIM	20	4	80
1.1.2	List of Programmes where syllabus revision was carried out during 2020 - 2021	QnM	20	0	0
1.1.3	Courses having focus on employability/ entrepreneurship/ skill development during 2020 - 2021	QnM	10	1	10
<b>1.1</b>	<b>Curriculum Design and Development</b>		<b>50</b>	<b>1.8</b>	<b>90</b>
<b>1.2</b>	<b>Academic Flexibility</b>				
1.2.1	New courses introduced of the total number of courses across all programs offered during 2020 - 2021.	QnM	20	0	0
1.2.2	Programs in which Choice Based Credit System (CBCS)/elective course system has been implemented (2020 - 2021)	QnM	20	0	0
<b>1.2</b>	<b>Academic Flexibility</b>		<b>40</b>	<b>0</b>	<b>0</b>
<b>1.3</b>	<b>Curriculum Enrichment</b>				
1.3.1	List of courses whose syllabus integrate Cross cutting Issues related to Gender/ Environment & Sustainability/Human Values & Professional Ethics.	QIM	10	4	40
1.3.2	List of Value-added courses imparting transferable and life skills offered during 2020 - 2021 with details of the students	QnM	10	0	0

1.3.3	(Average Percentage of students enrolled in the courses under 1.3.2 above) List of Value-added courses imparting transferable and life skills offered during 2020 - 2021 with details of the students	QnM	10	0	0
1.3.4	Details of students undertaking field projects / internships (2020 - 2021)	QnM	10	0	0
<b>1.3</b>	<b>Curriculum Enrichment</b>		40	1	40
<b>1.4</b>	<b>Feedback System</b>				
1.4.1	Structured feedback received from: 1) Students, 2) Teachers, 3) Employers, 4) Alumni 5) Parents, for design and review of syllabus - Semester wise /year wise (Weightage: 10 QnM) Options: A. Any 4 of the above B. Any 3 of the above C. Any 2 of the above D. Any 1 of the above E. None of the above	QnM	10	4	40
1.4.2	Feedback processes of the institution may be classified as follows: A) A. Feedback collected, analysed and action taken and report made available on website B) Feedback collected, analysed and action has been taken C) Feedback collected and analysed D) Feedback collected E) Feedback not obtained	QnM	10	4	40
<b>1.4</b>	<b>Feedback System</b>		20	4	80
<b>Criterion I – Curricular Aspects</b>			150	1.4	210
<b>Criterion II – Teaching-Learning and Evaluation</b>					
<b>2.2</b>	<b>Catering to Student Diversity</b>				
2.2.1	The institution assesses the learning levels of the students, after admission and organises special programs for advanced learners and slow learners	QIM	15	3	45
2.2.2	Student - Full time teacher ratio(current year data)	QnM	15	4	60
<b>2.2</b>	<b>Catering to Student Diversity</b>		30	3.5	105
<b>2.3</b>	<b>Teaching - Learning Process</b>				
2.3.1	Student centric methods, such as experiential learning, participative learning and problem solving methodologies are used for enhancing learning experiences	QIM	15	3	45

2.3.2	Teachers use ICT enabled tools including online resources foreffective teaching and learning process	QIM	15	3	45
2.3.3	Ratio of students to mentor for academic and stress related issues (current year data)	QnM	10	4	40
2.3.4	Preparation and adherence to Academic Calendar and Teaching plans by the institution	QIM	10	2	20
<b>2.3</b>	<b>Teaching - Learning Process</b>		50	3	150
<b>2.4</b>	<b>Teacher Profile and Quality</b>				
2.4.1	Full time teachers against sanctioned posts during 2020 - 2021	QnM	15	4	60
2.4.2	Full time teachers with Ph.D. (/ D.M. / M.Ch. / D.N.B Super speciality / D.Sc. / D.Litt. )during 2020 - 2021	QnM	20	4	80
2.4.3	Teaching experience of full time teachers in same institution number of years (current year data)	QnM	15	3	45
<b>2.4</b>	<b>Teacher Profile and Quality</b>		50	3.7	185
<b>2.6</b>	<b>Student Performance and Learning Outcomes</b>				
2.6.1	i) Provide the web link displaying Programme Outcomes(PO)/Programme Specific Outcomes (PSO) / Course Outcomes (CO) for all programmes offered by the Department.	QIM	20	0	0
2.6.2	Evaluation of attainment of PO, PSO & CO	QIM	10	0	0
2.6.3	Passed out details of final year students	QnM	20	0	0
<b>2.6</b>	<b>Student Performance and Learning Outcomes</b>		50	0	0
<b>2.7</b>	<b>Student Satisfaction Survey</b>				
2.7.1	Online student satisfaction survey (SSS) regarding to teaching learning process.	QnM	50	0	0
<b>2.7</b>	<b>Student Satisfaction Survey</b>		50	0	0
<b>Criterion II – Teaching-Learning and Evaluation</b>			230	1.91	440
<b>Criterion III – Research, Innovations and Extension</b>					
<b>3.1</b>	<b>Promotion of Research and Facilities</b>				
3.1.3	Number of teachers awarded national/international fellowship for advanced studies/ research during 2020 - 2021	QnM	6	0	0
<b>3.1</b>	<b>Promotion of Research and Facilities</b>		6	0	0



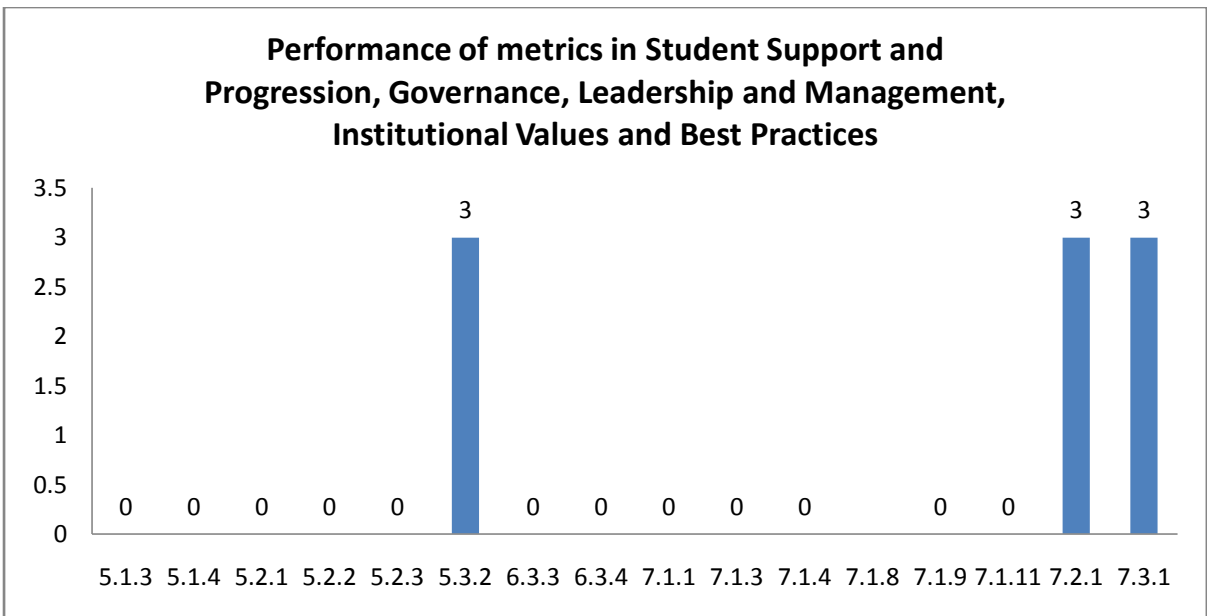
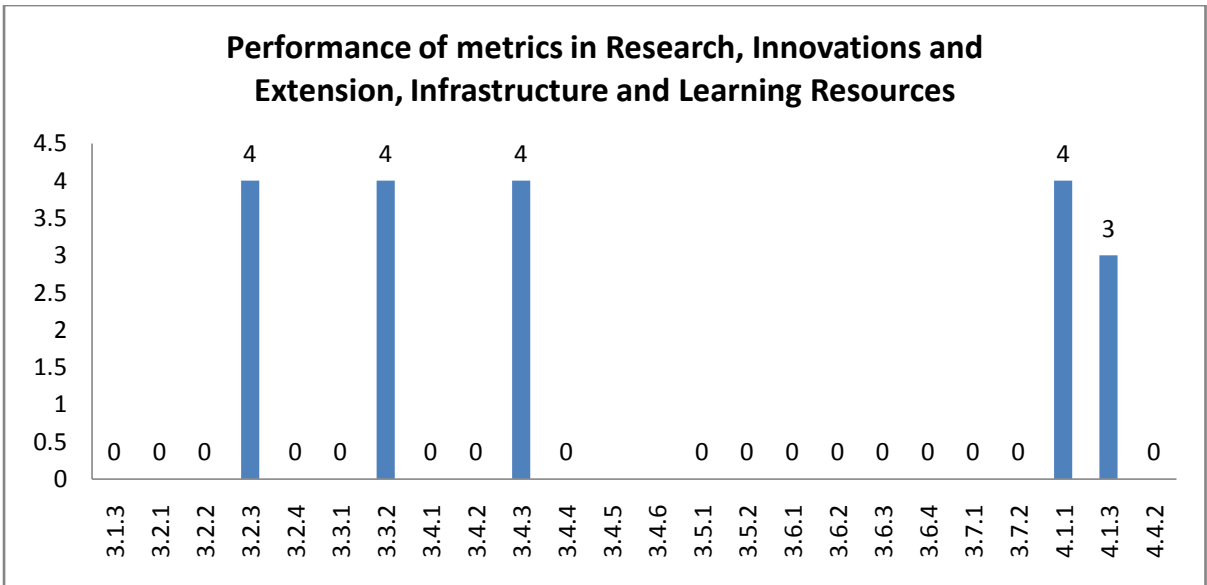
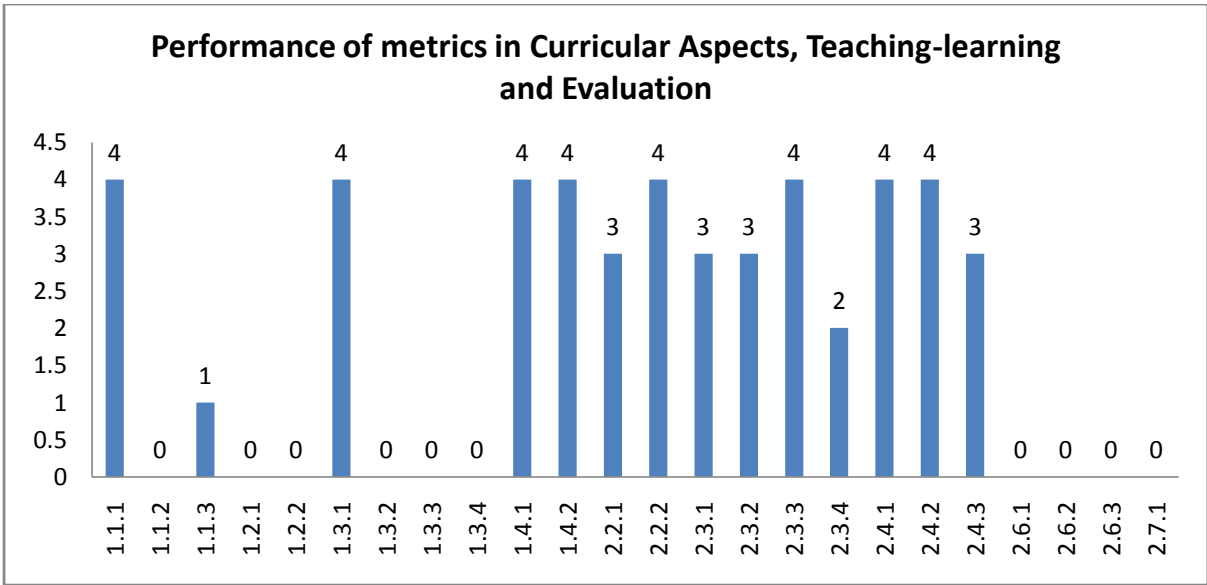
<b>3.2</b>	<b>Resource Mobilization for Research</b>				
3.2.1	Grants for research projects sponsored by the government, non-government sources such as industry, corporate houses, international bodies, endowments, Chairs in the institution during 2020 - 2021	QnM	2	0	0
3.2.2	Number of teachers having research projects during the 2020 - 2021	QnM	2	0	0
3.2.3	Teachers recognised as research guides	QnM	3	4	12
3.2.4	Number of research projects per teacher funded by government and non-government agencies during 2020 - 2021	QnM	3	0	0
<b>3.2</b>	<b>Resource Mobilization for Research</b>		10	1.2	12
<b>3.3</b>	<b>Innovation Ecosystem</b>				
3.3.1	What are the innovation done by the Department / Club including Incubation Centre and other initiatives for creation and transfer of knowledge?	QIM	5	0	0
3.3.2	Number of workshops/seminars conducted on Research Methodology, Intellectual Property Rights (IPR) and entrepreneurship and skills development Industry-Academia Innovative practices during 2020 - 2021	QnM	5	4	20
<b>3.3</b>	<b>Innovation Ecosystem</b>		10	2	20
<b>3.4</b>	<b>Research Publications and Awards</b>				
3.4.1	The institution has a stated Code of Ethics to check malpractices and plagiarism in Research	QnM	5	0	0
3.4.2	Number of Ph.D.s registered per teacher during 2020 - 2021	QnM	5	0	0
3.4.3	Number of research papers per teacher in the Journals notified on UGC website during 2020 - 2021	QnM	5	4	20
3.4.4	Number of books and chapters in edited volumes / books published, and papers in national/international conference - proceedings per teacher during 2020 - 2021	QnM	5	0	0
3.4.5	Bibliometrics of the publications during 2020 - 2021 based on average citation index in Scopus/ Web of Science or Pub Med/ Indian Citation Index	QnM	5		0

3.4.6	Bibliometrics of the publications during 2020-2021 based on Scopus/ Web of Science – h-index of the Department	QnM	5		0
<b>3.4</b>	<b>Research Publications and Awards</b>		30	0.67	20
<b>3.5</b>	<b>Consultancy</b>				
3.5.1	Revenue generated from consultancy corporate training during 2020 - 2021	QnM	5	0	0
3.5.2	Amount spent on developing facilities, training teachers and staff for undertaking consultancy during 2020 - 2021 (in Lakhs)	QnM	5	0	0
<b>3.5</b>	<b>Consultancy</b>		10	0	0
<b>3.6</b>	<b>Extension Activities</b>				
3.6.1	What are the Extension activities in the neighborhood community in terms of impact and sensitizing students to social issues and holistic development during 2020 - 2021?	QIM	10	0	0
3.6.2	Number of awards and recognition received for extension activities from Government /recognized bodies during 2020 - 2021	QnM	15	0	0
3.6.3	Number of extension and outreach Programmes conducted in collaboration with industry, community and Non- Government Organizations through NSS/NCC/Red cross/YRC etc., during 2020 - 2021	QnM	10	0	0
3.6.4	Students participating in extension activities with Government Organizations, Non-Government Organizations and Programmes such as Swachh Bharat, Aids Awareness, Gender Issue, etc. during 2020 - 2021	QnM	15	0	0
<b>3.6</b>	<b>Extension Activities</b>		50	0	0
<b>3.7</b>	<b>Collaboration</b>				
3.7.1	Number of Collaborative activities for research, faculty exchange, student exchange / internship/ on –the-job training/ project work	QnM	10	0	0
3.7.2	Number of functional MoUs with institutions of national, international importance, other universities, industries, corporate houses etc. during 2020 - 2021	QnM	10	0	0
<b>3.7</b>	<b>Collaboration</b>		20	0	0
<b>Criterion III – Research, Innovations and Extension</b>			136	0.38	52

<b>Criterion IV – Infrastructure and Learning Resources</b>					
<b>4.1</b>	<b>Physical Facilities</b>				
4.1.1	The institution has adequate facilities for teaching – learning, viz., classrooms, laboratories, computing equipment, etc.	QIM	6	4	24
4.1.3	Percentage of classrooms and seminar halls with ICT – enabled facilities such as smart class, LMS, etc.	QnM	10	3	30
<b>4.1</b>	<b>Physical Facilities</b>		16	3.38	54
<b>4.4 Maintenance of Campus Infrastructure</b>					
4.4.2	Provide the Service/Maintenance Record	QIM	10	0	0
<b>4.4</b>	<b>Maintenance of Campus Infrastructure</b>		10	0	0
<b>Criterion IV – Infrastructure and Learning Resources</b>			26	2.08	54
<b>Criterion V - Student Support and Progression</b>					
<b>5.1</b>	<b>Student Support</b>				
5.1.3	Number of capability enhancement and development schemes 1. Soft skills 2. Language and communication skills 3. Life skills (Yoga, physical fitness, health and hygiene) 4. Awareness of trends in technology (Opt one)	QnM	8	0	0
5.1.4	Students benefited by guidance for competitive examinations and career counseling offered by the institution during 2020 - 2021	QnM	6	0	0
<b>5.1</b>	<b>Student Support</b>		14	0	0
<b>5.2 Student Progression</b>					
5.2.1	Placement of outgoing students during 2020 - 2021	QnM	10	0	0
5.2.2	Student progression to higher education (previous graduating batch i.e., 2020 - 2021)	QnM	10	0	0
5.2.3	Students qualifying in state/ national/ international level examinations during 2020 - 2021 (eg: NET/ SLET/GATE/GMAT /CAT, GRE/TOFEL/Civil Services/State government examinations)	QnM	10	0	0
<b>5.2</b>	<b>Student Progression</b>		30	0	0

<b>5.3</b>	<b>Student Participation and Activities</b>				
5.3.2	Presence of an active Student Council & representation of students on academic & administrative bodies/committees	QIM	10	3	30
<b>5.3</b>	<b>Student Participation and Activities</b>		10	3	30
<b>Criterion V - Student Support and Progression</b>			54	0.56	30
<b>Criterion VI – Governance, Leadership and Management</b>					
<b>6.3</b>	<b>Faculty Empowerment Strategies</b>				
6.3.3	Number of professional development / administrative training Programmes organized by the Institution for teaching and non teaching staff during 2020 - 2021	QnM	8	0	0
6.3.4	Teachers attending professional development Programmes, viz., Orientation Programme, Refresher Course, Short Term Course, Faculty Development Programmes during 2020 - 2021	QnM	10	0	0
<b>6.3</b>	<b>Faculty Empowerment Strategies</b>		18	0	0
<b>Criterion VI – Governance, Leadership and Management</b>			18	0	0
<b>Criterion VII – Institutional Values and Best Practices</b>					
<b>7.1</b>	<b>Institutional Values and Social Responsibilities</b>				
7.1.1	Number of gender equity promotion Programmes organized by the department/club/cell/ unit during 2020 - 2021	QIM	5	0	0
7.1.3	Waste Management steps including: a) Solid waste management b) Liquid waste management c) Biomedical waste management d) E-waste management e) Waste recycling system f) Hazardous chemicals and radioactive waste management	QIM	4	0	0
7.1.4	Rain water harvesting structures and utilization : 1. Rain water harvesting 2. Borewell /Open well recharge 3. Construction of tanks and bunds 4. Waste water recycling 5. Maintenance of water bodies and distribution system in the campus	QnM	4	0	0

7.1.8	Institutional efforts/initiatives in providing an inclusive environment i.e., tolerance and harmony towards cultural, regional, linguistic, communal socioeconomic and other diversities	QIM	5		0
7.1.9	Sensitization of students and employees of the Institution to the constitutional obligations: values, rights, duties and responsibilities of citizens	QIM	4	0	0
7.1.11	Institution celebrates / organizes national and international commemorative days, events and festivals	QIM	5	0	0
<b>7.1</b>	<b>Institutional Values and Social Responsibilities</b>		27	0	0
<b>7.2</b>	<b>Best Practices</b>				
7.2.1	Describe any one best practice followed by the Department / Cell / Body / Committee / Club/Unit	QIM	30	3	90
<b>7.2</b>	<b>Best Practices</b>		30	3	90
<b>7.3</b>	<b>Institutional Distinctiveness</b>				
7.3.1	Describe/Explain the performance the Department in one area distinctive to its Vision, Priority & Thrust	QIM	20	3	60
<b>7.3</b>	<b>Institutional Distinctiveness</b>		20	3	60
<b>Criterion VII – Institutional Values and Best Practices</b>			77	1.95	150
	<b>Criteria-wise Assessment</b>		<b>Weightage (W)</b>	<b>Score</b>	<b>Wtd Grade Point (WGP)</b>
1	Curricular Aspects		150.00	1.40	210.00
2	Teaching, Learning & Evaluation		230.00	1.91	440.00
3	Research, Innovation & Extension		136.00	0.38	52.00
4	Infrastructure & Learning resources		26.00	2.08	54.00
5	Student Support & Progression		54.00	0.56	30.00
6	Governance, Leadership & Management		18.00	0.00	0.00
7	Institutional values & Best Practices		77.00	1.95	150.00
	<b>Overall:-</b>		<b>691.00</b>	<b>1.35</b>	<b>936.00</b>



## Department : Business Studies

### Academic and Administrative Audit - 2020-2021

#### Strengths and Weaknesses

##### Strengths :

- Feedback System
- Teacher Profile and Quality
- Catering to Student Diversity
- Physical Facilities
- Teaching - Learning Process
- Student Participation and Activities
- Best Practices
- Institutional Distinctiveness

##### Weaknesses :

- Innovation Ecosystem
- Curriculum Design and Development
- Resource Mobilization for Research
- Curriculum Enrichment
- Research Publications and Awards
- Academic Flexibility
- Student Performance and Learning Outcomes
- Student Satisfaction Survey
- Promotion of Research and Facilities
- Consultancy
- Extension Activities
- Collaboration
- Maintenance of Campus Infrastructure
- Student Support
- Student Progression
- Faculty Empowerment Strategies
- Institutional Values and Social Responsibilities



**Scott Christian College (Autonomous)**  
Nagercoil – 629 003, Tamil Nadu, India

**INTERNAL QUALITY ASSURANCE CELL**



# **ACADEMIC & ADMINISTRATIVE AUDIT 2020-2021**

**DEPARTMENT OF COMPUTER APPLICATION(BCA)**

**GRADE**

**C**

**Score : 1.65/4**



**Department : Computer Application**

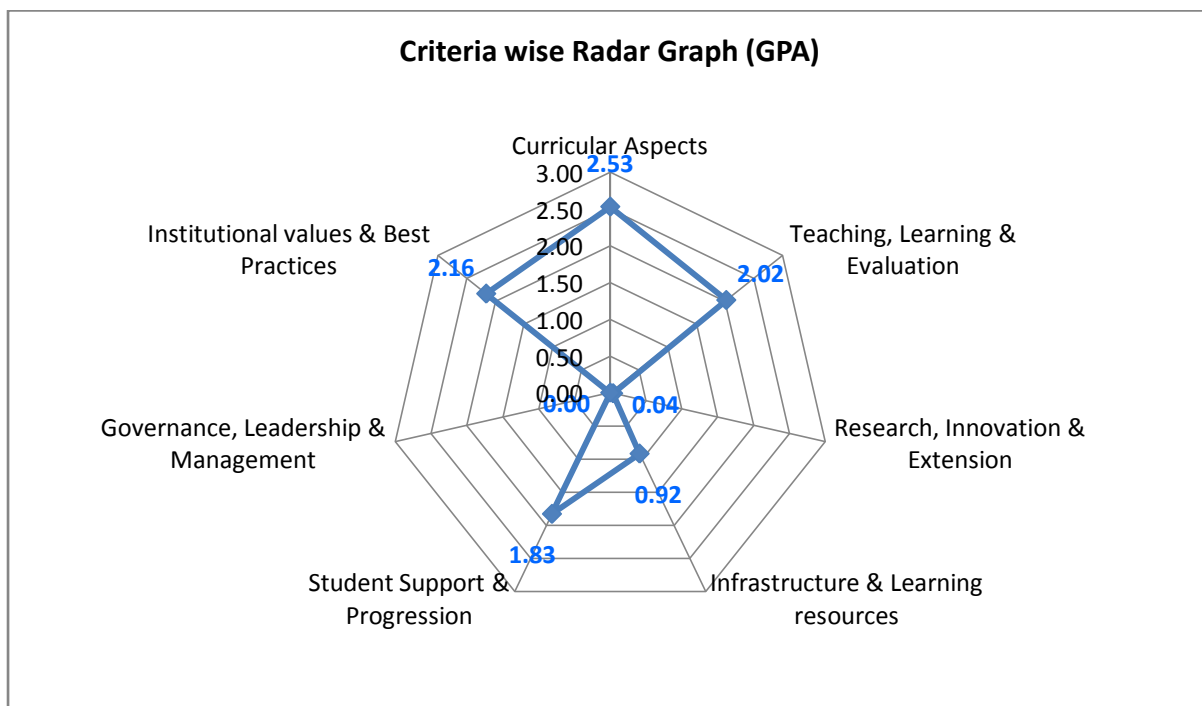
**Academic and Administrative Audit - 2020-2021**

<b>No</b>	<b>Criteria</b>	<b>Weightage (W1)</b>	<b>Criterion-wise Weighted Grade Point (CrWGP1)</b>	<b>Grade Point Averages (CrWGP<sub>i</sub>/W<sub>i</sub>)</b>
1	Curricular Aspects	150.00	380.00	2.53
2	Teaching, Learning & Evaluation	230.00	465.00	2.02
3	Research, Innovation & Extension	136.00	5.00	0.04
4	Infrastructure & Learning resources	26.00	24.00	0.92
5	Student Support & Progression	54.00	99.00	1.83
6	Governance, Leadership & Management	18.00	0.00	0.00
7	Institutional values & Best Practices	77.00	166.00	2.16
	<b>Total</b>	<b>691.00</b>	<b>1139.00</b>	<b>1.65</b>
	<b>CGPA : 1.65</b>			

Dean IQAC

Principal

## Department : Computer Application

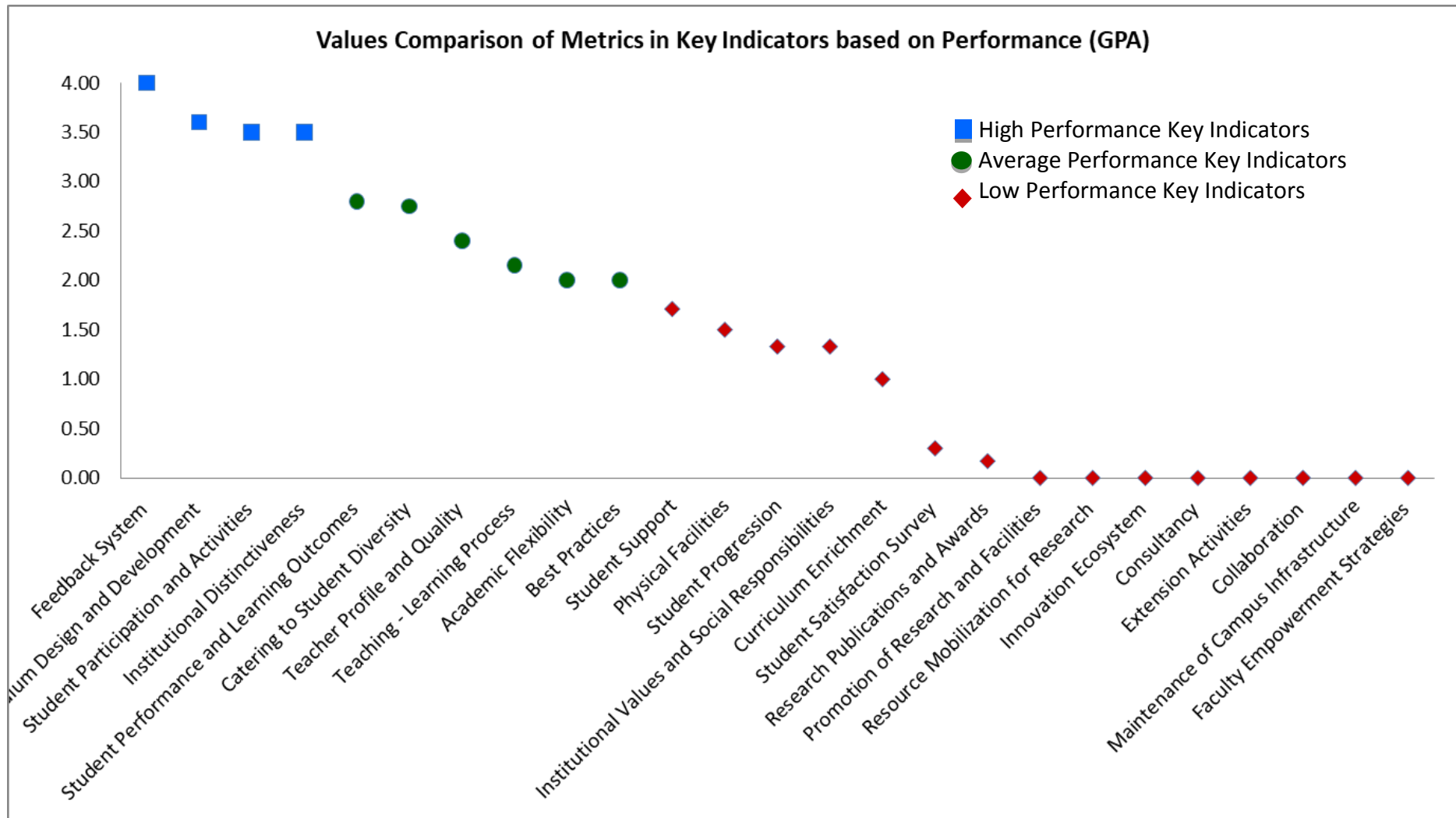


**Department : Computer Application**

**Academic and Administrative Audit - 2020-2021**

No	Criteria and Key Indicators	Key Indicator Weightage (W <sub>i</sub> )	Key Indicator Wise Weighted Grade Points (KIWGP) <sub>i</sub>	Grade Point Averages (CrWGPI/W <sub>i</sub> )
<b>Criterion I – Curricular Aspects</b>				
1.1	Curriculum Design and Development	50	180.00	3.60
1.2	Academic Flexibility	40	80.00	2.00
1.3	Curriculum Enrichment	40	40.00	1.00
1.4	Feedback System	20	80.00	4.00
	<b>Total</b>	<b>150</b>	<b>380.00</b>	<b>2.53</b>
<b>Criterion II – Teaching-Learning and Evaluation</b>				
2.2	Catering to Student Diversity	30	82.50	2.75
2.3	Teaching - Learning Process	50	107.50	2.15
2.4	Teacher Profile and Quality	50	120.00	2.40
2.6	Student Performance and Learning Outcomes	50	140.00	2.80
2.7	Student Satisfaction Survey	50	15.00	0.30
	<b>Total</b>	<b>230</b>	<b>465.00</b>	<b>2.02</b>
<b>Criterion III – Research, Innovations and Extension</b>				
3.1	Promotion of Research and Facilities	6	0.00	0.00
3.2	Resource Mobilization for Research	10	0.00	0.00
3.3	Innovation Ecosystem	10	0.00	0.00
3.4	Research Publications and Awards	30	5.00	0.17
3.5	Consultancy	10	0.00	0.00
3.6	Extension Activities	50	0.00	0.00
3.7	Collaboration	20	0.00	0.00
	<b>Total</b>	<b>136</b>	<b>5.00</b>	<b>0.04</b>

Criterion IV – Infrastructure and Learning Resources				
4.1	Physical Facilities	16	24.00	1.50
4.4	Maintenance of Campus Infrastructure	10	0.00	0.00
	<b>Total</b>	<b>26</b>	<b>24.00</b>	<b>0.92</b>
Criterion V - Student Support and Progression				
5.1	Student Support	14	24.00	1.71
5.2	Student Progression	30	40.00	1.33
5.3	Student Participation and Activities	10	35.00	3.50
	<b>Total</b>	<b>54</b>	<b>99.00</b>	<b>1.83</b>
Criterion VI – Governance, Leadership and Management				
6.3	Faculty Empowerment Strategies	18	0.00	0.00
	<b>Total</b>	<b>18</b>	<b>0.00</b>	<b>0.00</b>
Criterion VII – Institutional Values and Best Practices				
7.1	Institutional Values and Social Responsibilities	27	36.00	1.33
7.2	Best Practices	30	60.00	2.00
7.3	Institutional Distinctiveness	20	70.00	3.50
	<b>Total</b>	<b>77</b>	<b>166.00</b>	<b>2.16</b>
	<b>Grand Total</b>	<b>691</b>	<b>1139.00</b>	<b>1.65</b>





## Scott Christian College (Autonomous), Nagercoil

AAA 2020 - 2021 - Assessment Sheet

Department of Computer Application (BCA)



### Qualitative & Quantitative Metrics

Metric	Parameter	QIM/ QnM	Weightage	Score	Wtd. Score
<b>Criterion I – Curricular Aspects</b>					
<b>1.1</b>	<b>Curriculum Design and Development</b>				
1.1.1	Curricula developed/adopted having Learning Outcomes including Programme Outcomes (Pos), Programme specific outcomes (PSOs) and Course Outcomes (COs) for all the UG, PG and M.Phil programmes offered by the Department and mapped them with syllabus properly.	QIM	20	4	80
1.1.2	List of Programmes where syllabus revision was carried out during 2020 - 2021	QnM	20	4	80
1.1.3	Courses having focus on employability/ entrepreneurship/ skill development during 2020 - 2021	QnM	10	2	20
<b>1.1</b>	<b>Curriculum Design and Development</b>		<b>50</b>	<b>3.6</b>	<b>180</b>
<b>1.2</b>	<b>Academic Flexibility</b>				
1.2.1	New courses introduced of the total number of courses across all programs offered during 2020 - 2021.	QnM	20	0	0
1.2.2	Programs in which Choice Based Credit System (CBCS)/elective course system has been implemented (2020 - 2021)	QnM	20	4	80
<b>1.2</b>	<b>Academic Flexibility</b>		<b>40</b>	<b>2</b>	<b>80</b>
<b>1.3</b>	<b>Curriculum Enrichment</b>				
1.3.1	List of courses whose syllabus integrate Cross cutting Issues related to Gender/ Environment & Sustainability/Human Values & Professional Ethics.	QIM	10	4	40
1.3.2	List of Value-added courses imparting transferable and life skills offered during 2020 - 2021 with details of the students	QnM	10	0	0

1.3.3	(Average Percentage of students enrolled in the courses under 1.3.2 above) List of Value-added courses imparting transferable and life skills offered during 2020 - 2021 with details of the students	QnM	10	0	0
1.3.4	Details of students undertaking field projects / internships (2020 - 2021)	QnM	10	0	0
<b>1.3</b>	<b>Curriculum Enrichment</b>		40	1	40
<b>1.4</b>	<b>Feedback System</b>				
1.4.1	Structured feedback received from: 1) Students, 2) Teachers, 3) Employers, 4) Alumni 5) Parents, for design and review of syllabus - Semester wise /year wise (Weightage: 10 QnM) Options: A. Any 4 of the above B. Any 3 of the above C. Any 2 of the above D. Any 1 of the above E. None of the above	QnM	10	4	40
1.4.2	Feedback processes of the institution may be classified as follows: A) A. Feedback collected, analysed and action taken and report made available on website B) Feedback collected, analysed and action has been taken C) Feedback collected and analysed D) Feedback collected E) Feedback not obtained	QnM	10	4	40
<b>1.4</b>	<b>Feedback System</b>		20	4	80
<b>Criterion I – Curricular Aspects</b>			150	2.53	380
<b>Criterion II – Teaching-Learning and Evaluation</b>					
<b>2.2</b>	<b>Catering to Student Diversity</b>				
2.2.1	The institution assesses the learning levels of the students, after admission and organises special programs for advanced learners and slow learners	QIM	15	3.5	52.5
2.2.2	Student - Full time teacher ratio(current year data)	QnM	15	2	30
<b>2.2</b>	<b>Catering to Student Diversity</b>		30	2.75	82.5
<b>2.3</b>	<b>Teaching - Learning Process</b>				
2.3.1	Student centric methods, such as experiential learning, participative learning and problem solving methodologies are used for enhancing learning experiences	QIM	15	3.5	52.5
2.3.2	Teachers use ICT enabled tools including online resources for effective teaching and learning process	QIM	15	0	0

2.3.3	Ratio of students to mentor for academic and stress related issues (current year data)	QnM	10	2	20
2.3.4	Preparation and adherence to Academic Calendar and Teaching plans by the institution	QIM	10	3.5	35
<b>2.3</b>	<b>Teaching - Learning Process</b>		50	2.15	107.5
<b>2.4</b>	<b>Teacher Profile and Quality</b>				
2.4.1	Full time teachers against sanctioned posts during 2020 - 2021	QnM	15	4	60
2.4.2	Full time teachers with Ph.D. (/ D.M. / M.Ch. / D.N.B Super speciality / D.Sc. / D.Litt. )during 2020 - 2021	QnM	20	0	0
2.4.3	Teaching experience of full time teachers in same institution number of years (current year data)	QnM	15	4	60
<b>2.4</b>	<b>Teacher Profile and Quality</b>		50	2.4	120
<b>2.6</b>	<b>Student Performance and Learning Outcomes</b>				
2.6.1	i) Provide the web link displaying Programme Outcomes(PO)/Programme Specific Outcomes (PSO) / Course Outcomes (CO) for all programmes offered by the Department.	QIM	20	3	60
2.6.2	Evaluation of attainment of PO, PSO & CO	QIM	10	0	0
2.6.3	Passed out details of final year students	QnM	20	4	80
<b>2.6</b>	<b>Student Performance and Learning Outcomes</b>		50	2.8	140
<b>2.7</b>	<b>Student Satisfaction Survey</b>				
2.7.1	Online student satisfaction survey (SSS) regarding to teaching learning process.	QnM	50	<b>0.3</b>	<b>15</b>
<b>2.7</b>	<b>Student Satisfaction Survey</b>		50	0.3	15
<b>Criterion II – Teaching-Learning and Evaluation</b>			230	2.02	465
<b>Criterion III – Research, Innovations and Extension</b>					
<b>3.1</b>	<b>Promotion of Research and Facilities</b>				
3.1.3	Number of teachers awarded national/ international fellowship for advanced studies/ research during 2020 - 2021	QnM	6	0	0
<b>3.1</b>	<b>Promotion of Research and Facilities</b>		6	0	0




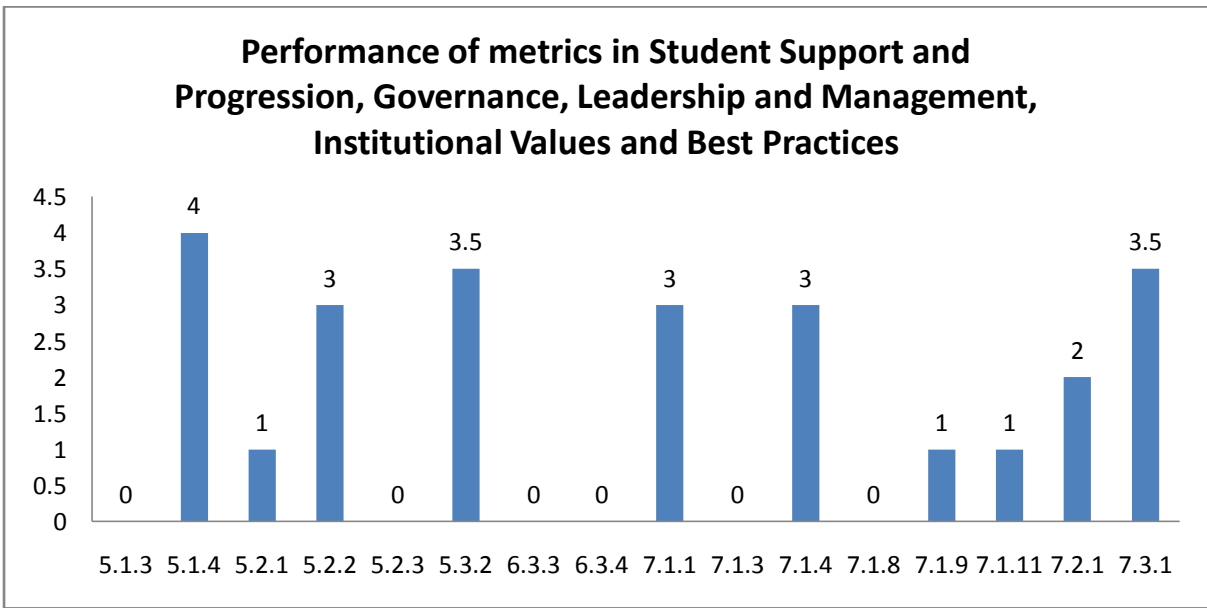
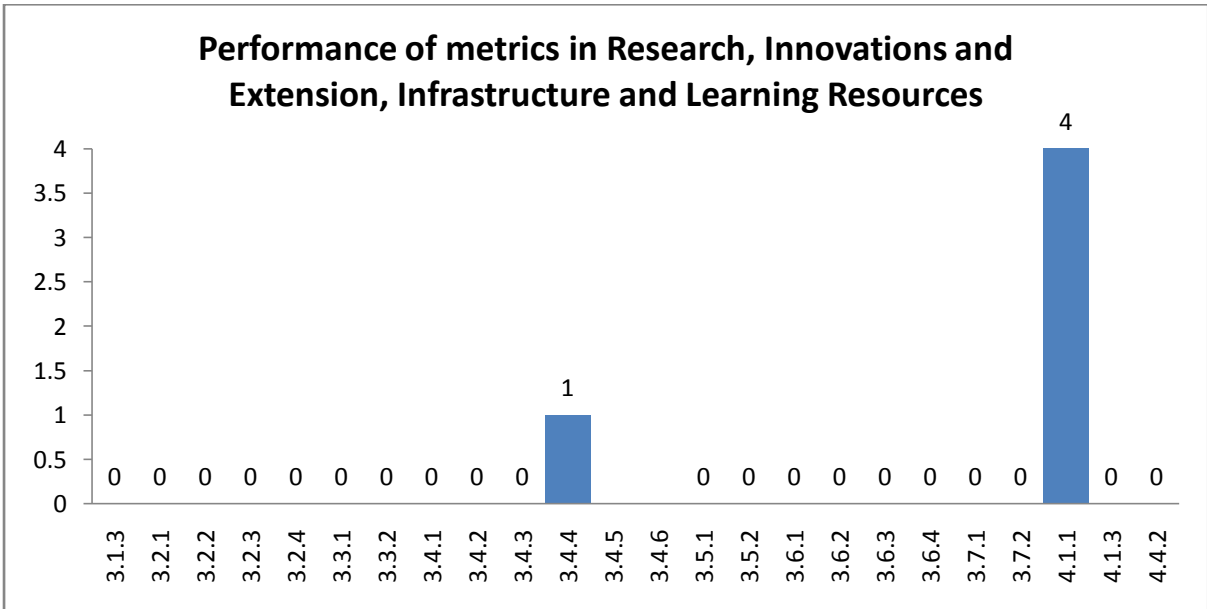
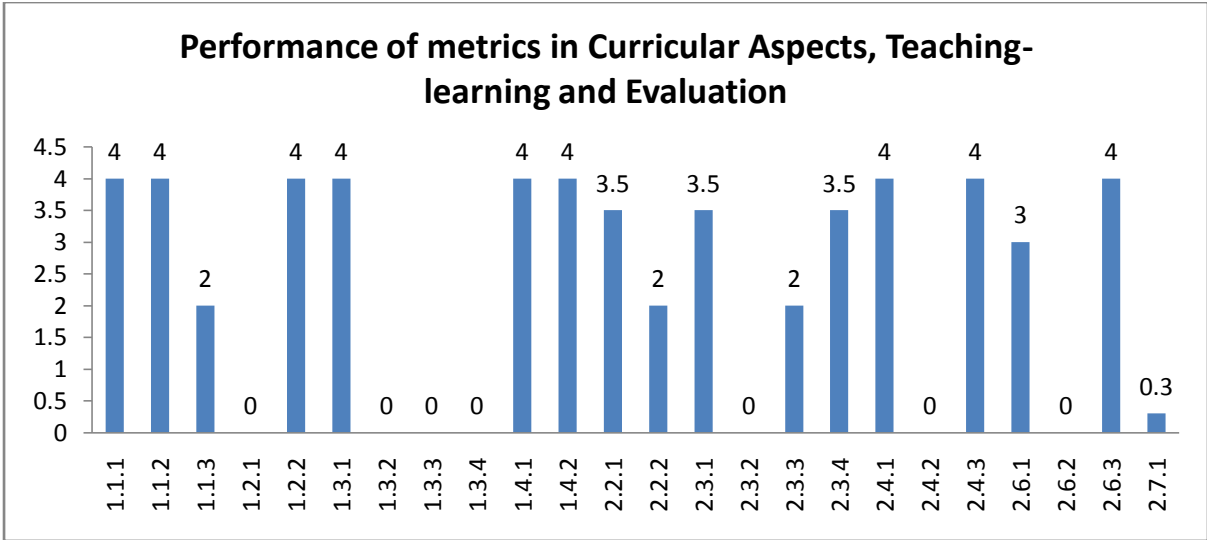
<b>3.2</b>	<b>Resource Mobilization for Research</b>				
3.2.1	Grants for research projects sponsored by the government, non-government sources such as industry, corporate houses, international bodies, endowments, Chairs in the institution during 2020 - 2021	QnM	2	0	0
3.2.2	Number of teachers having research projects during the 2020 - 2021	QnM	2	0	0
3.2.3	Teachers recognised as research guides	QnM	3	0	0
3.2.4	Number of research projects per teacher funded by government and non-government agencies during 2020 - 2021	QnM	3	0	0
<b>3.2</b>	<b>Resource Mobilization for Research</b>		10	0	0
<b>3.3</b>	<b>Innovation Ecosystem</b>				
3.3.1	What are the innovation done by the Department / Club including Incubation Centre and other initiatives for creation and transfer of knowledge?	QIM	5	0	0
3.3.2	Number of workshops/seminars conducted on Research Methodology, Intellectual Property Rights (IPR) and entrepreneurship and skills development Industry-Academia Innovative practices during 2020 - 2021	QnM	5	0	0
<b>3.3</b>	<b>Innovation Ecosystem</b>		10	0	0
<b>3.4</b>	<b>Research Publications and Awards</b>				
3.4.1	The institution has a stated Code of Ethics to check malpractices and plagiarism in Research	QnM	5	0	0
3.4.2	Number of Ph.D.s registered per teacher during 2020 - 2021	QnM	5	0	0
3.4.3	Number of research papers per teacher in the Journals notified on UGC website during 2020 - 2021	QnM	5	0	0
3.4.4	Number of books and chapters in edited volumes / books published, and papers in national/international conference - proceedings per teacher during 2020 - 2021	QnM	5	1	5
3.4.5	Bibliometrics of the publications during 2020 - 2021 based on average citation index in Scopus/ Web of Science or Pub Med/ Indian Citation Index	QnM	5		0

3.4.6	Bibliometrics of the publications during 2020-2021 based on Scopus/ Web of Science – h-index of the Department	QnM	5		0
<b>3.4</b>	<b>Research Publications and Awards</b>		30	0.17	5
<b>3.5</b>	<b>Consultancy</b>				
3.5.1	Revenue generated from consultancy corporate training during 2020 - 2021	QnM	5	0	0
3.5.2	Amount spent on developing facilities, training teachers and staff for undertaking consultancy during 2020 - 2021 (in Lakhs)	QnM	5	0	0
<b>3.5</b>	<b>Consultancy</b>		10	0	0
<b>3.6</b>	<b>Extension Activities</b>				
3.6.1	What are the Extension activities in the neighborhood community in terms of impact and sensitizing students to social issues and holistic development during 2020 - 2021?	QIM	10	0	0
3.6.2	Number of awards and recognition received for extension activities from Government /recognized bodies during 2020 - 2021	QnM	15	0	0
3.6.3	Number of extension and outreach Programmes conducted in collaboration with industry, community and Non- Government Organizations through NSS/NCC/Red cross/YRC etc., during 2020 - 2021	QnM	10	0	0
3.6.4	Students participating in extension activities with Government Organizations, Non-Government Organizations and Programmes such as Swachh Bharat, Aids Awareness, Gender Issue, etc. during 2020 - 2021	QnM	15	0	0
<b>3.6</b>	<b>Extension Activities</b>		50	0	0
<b>3.7</b>	<b>Collaboration</b>				
3.7.1	Number of Collaborative activities for research, faculty exchange, student exchange / internship/ on –the-job training/ project work	QnM	10	0	0
3.7.2	Number of functional MoUs with institutions of national, international importance, other universities, industries, corporate houses etc. during 2020 - 2021	QnM	10	0	0
<b>3.7</b>	<b>Collaboration</b>		20	0	0
<b>Criterion III – Research, Innovations and Extension</b>			136	0.04	5

<b>Criterion IV – Infrastructure and Learning Resources</b>					
<b>4.1</b>	<b>Physical Facilities</b>				
4.1.1	The institution has adequate facilities for teaching – learning, viz., classrooms, laboratories, computing equipment, etc.	QIM	6	4	24
4.1.3	Percentage of classrooms and seminar halls with ICT – enabled facilities such as smart class, LMS, etc.	QnM	10	0	0
<b>4.1</b>	<b>Physical Facilities</b>		16	1.5	24
<b>4.4 Maintenance of Campus Infrastructure</b>					
4.4.2	Provide the Service/Maintenance Record	QIM	10	0	0
<b>4.4</b>	<b>Maintenance of Campus Infrastructure</b>		10	0	0
<b>Criterion IV – Infrastructure and Learning Resources</b>			26	0.92	24
<b>Criterion V - Student Support and Progression</b>					
<b>5.1</b>	<b>Student Support</b>				
5.1.3	Number of capability enhancement and development schemes 1. Soft skills 2. Language and communication skills 3. Life skills (Yoga, physical fitness, health and hygiene) 4. Awareness of trends in technology (Opt one)	QnM	8	0	0
5.1.4	Students benefited by guidance for competitive examinations and career counseling offered by the institution during 2020 - 2021	QnM	6	4	24
<b>5.1</b>	<b>Student Support</b>		14	1.71	24
<b>5.2 Student Progression</b>					
5.2.1	Placement of outgoing students during 2020 - 2021	QnM	10	1	10
5.2.2	Student progression to higher education (previous graduating batch i.e., 2020 - 2021)	QnM	10	3	30
5.2.3	Students qualifying in state/ national/ international level examinations during 2020 - 2021 (eg: NET/ SLET/GATE/GMAT /CAT, GRE/TOFEL/Civil Services/State government examinations)	QnM	10	0	0
<b>5.2</b>	<b>Student Progression</b>		30	1.33	40

<b>5.3</b>	<b>Student Participation and Activities</b>				
5.3.2	Presence of an active Student Council & representation of students on academic & administrative bodies/committees	QIM	10	<b>3.5</b>	<b>35</b>
<b>5.3</b>	<b>Student Participation and Activities</b>		10	3.5	35
<b>Criterion V - Student Support and Progression</b>			54	1.83	99
<b>Criterion VI – Governance, Leadership and Management</b>					
<b>6.3</b>	<b>Faculty Empowerment Strategies</b>				
6.3.3	Number of professional development / administrative training Programmes organized by the Institution for teaching and non teaching staff during 2020 - 2021	QnM	8	0	0
6.3.4	Teachers attending professional development Programmes, viz., Orientation Programme, Refresher Course, Short Term Course, Faculty Development Programmes during 2020 - 2021	QnM	10	0	0
<b>6.3</b>	<b>Faculty Empowerment Strategies</b>		18	0	0
<b>Criterion VI – Governance, Leadership and Management</b>			18	0	0
<b>Criterion VII – Institutional Values and Best Practices</b>					
<b>7.1</b>	<b>Institutional Values and Social Responsibilities</b>				
7.1.1	Number of gender equity promotion Programmes organized by the department/club/cell/ unit during 2020 - 2021	QIM	5	<b>3</b>	<b>15</b>
7.1.3	Waste Management steps including: a) Solid waste management b) Liquid waste management c) Biomedical waste management d) E-waste management e) Waste recycling system f) Hazardous chemicals and radioactive waste management	QIM	4	0	<b>0</b>
7.1.4	Rain water harvesting structures and utilization : 1. Rain water harvesting 2. Borewell /Open well recharge 3. Construction of tanks and bunds 4. Waste water recycling 5. Maintenance of water bodies and distribution system in the campus	QnM	4	3	<b>12</b>
7.1.8	Institutional efforts/initiatives in providing an inclusive environment i.e., tolerance and harmony towards cultural, regional, linguistic, communal socioeconomic and other diversities	QIM	5	0	<b>0</b>

7.1.9	Sensitization of students and employees of the Institution to the constitutional obligations: values, rights, duties and responsibilities of citizens	QIM	4	1	4
7.1.11	Institution celebrates / organizes national and international commemorative days, events and festivals	QIM	5	1	5
<b>7.1</b>	<b>Institutional Values and Social Responsibilities</b>		27	1.33	36
<b>7.2</b>	<b>Best Practices</b>				
7.2.1	Describe any one best practice followed by the Department / Cell / Body / Committee / Club/Unit	QIM	30	2	60
<b>7.2</b>	<b>Best Practices</b>		30	2	60
<b>7.3</b>	<b>Institutional Distinctiveness</b>				
7.3.1	Describe/Explain the performance the Department in one area distinctive to its Vision, Priority & Thrust	QIM	20	3.5	70
<b>7.3</b>	<b>Institutional Distinctiveness</b>		20	3.5	70
<b>Criterion VII – Institutional Values and Best Practices</b>			77	2.16	166
					
	<b>Criteria-wise Assessment</b>		<b>Weightage (W)</b>	<b>Score</b>	<b>Wtd Grade Point (WGP)</b>
1	Curricular Aspects		150.00	2.53	380.00
2	Teaching, Learning & Evaluation		230.00	2.02	465.00
3	Research, Innovation & Extension		136.00	0.04	5.00
4	Infrastructure & Learning resources		26.00	0.92	24.00
5	Student Support & Progression		54.00	1.83	99.00
6	Governance, Leadership & Management		18.00	0.00	0.00
7	Institutional values & Best Practices		77.00	2.16	166.00
<b>Overall:-</b>			691.00	1.65	1139.00



## Department : Computer Application

### Academic and Administrative Audit - 2020-2021

#### Strengths and Weaknesses

##### Strengths :

- Feedback System
- Curriculum Design and Development
- Student Participation and Activities
- Institutional Distinctiveness

##### Weaknesses :

- Student Performance and Learning Outcomes
- Catering to Student Diversity
- Teacher Profile and Quality
- Teaching - Learning Process
- Academic Flexibility
- Best Practices
- Student Support
- Physical Facilities
- Student Progression
- Institutional Values and Social Responsibilities
- Curriculum Enrichment
- Student Satisfaction Survey
- Research Publications and Awards
- Promotion of Research and Facilities
- Resource Mobilization for Research
- Innovation Ecosystem
- Consultancy
- Extension Activities
- Collaboration
- Maintenance of Campus Infrastructure
- Faculty Empowerment Strategies





**Scott Christian College (Autonomous)**  
Nagercoil – 629 003, Tamil Nadu, India

**INTERNAL QUALITY ASSURANCE CELL**



# **ACADEMIC & ADMINISTRATIVE AUDIT 2020-2021**

**DEPARTMENT OF COMPUTER APPLICATION(MCA)**

**GRADE**

**D**

**Score : 1.45/4**



**Department : Computer Application**

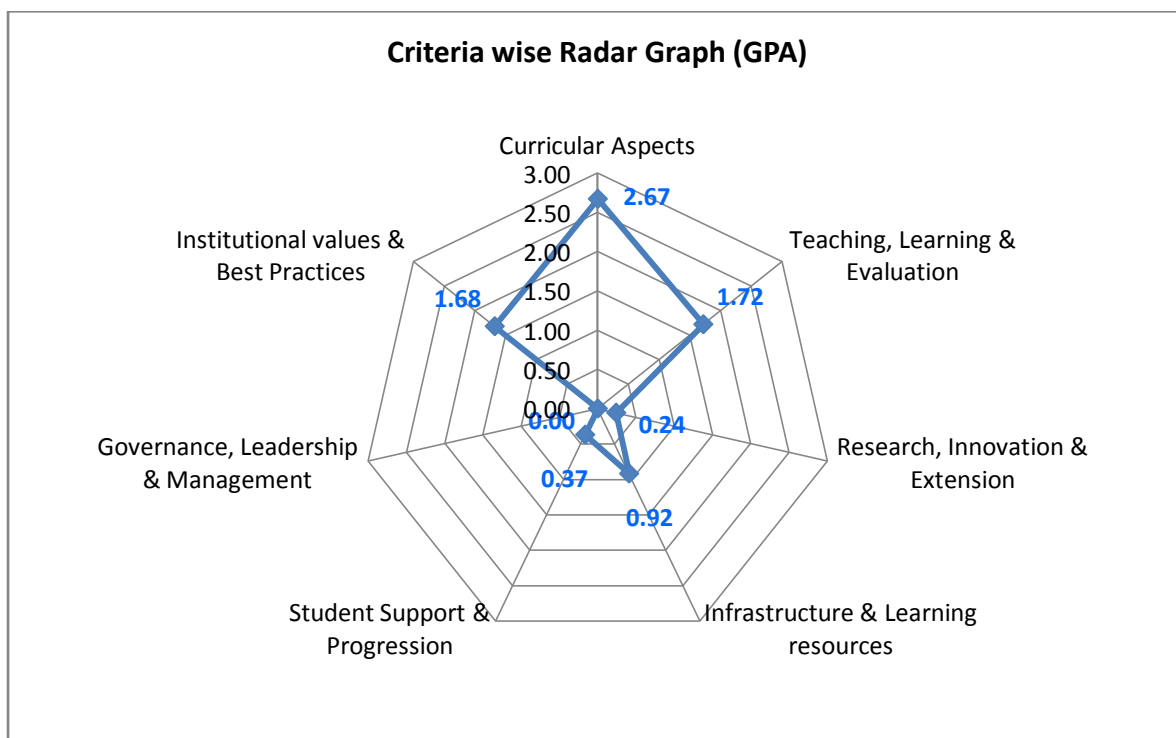
**Academic and Administrative Audit - 2020-2021**

<b>No</b>	<b>Criteria</b>	<b>Weightage (W1)</b>	<b>Criterion-wise Weighted Grade Point (CrWGP1)</b>	<b>Grade Point Averages (CrWGP<sub>i</sub>/W<sub>i</sub>)</b>
1	Curricular Aspects	150.00	400.00	2.67
2	Teaching, Learning & Evaluation	230.00	395.00	1.72
3	Research, Innovation & Extension	136.00	32.00	0.24
4	Infrastructure & Learning resources	26.00	24.00	0.92
5	Student Support & Progression	54.00	20.00	0.37
6	Governance, Leadership & Management	18.00	0.00	0.00
7	Institutional values & Best Practices	77.00	129.50	1.68
	<b>Total</b>	<b>691.00</b>	<b>1000.50</b>	<b>1.45</b>
	<b>CGPA :</b>	<b>1.45</b>		

Dean IQAC

Principal

## Department : Computer Application

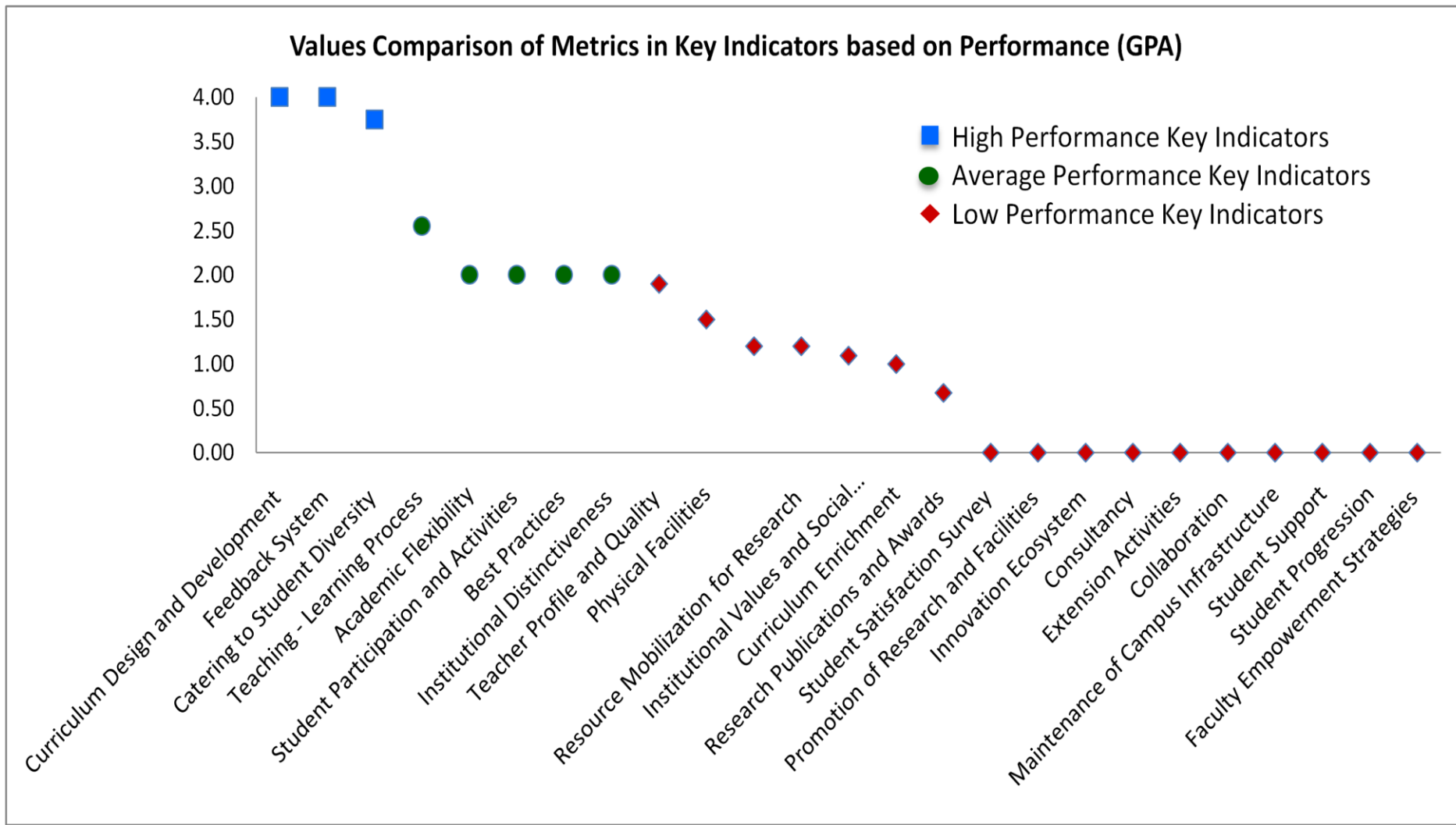


**Department : Computer Application**

**Academic and Administrative Audit - 2020-2021**

No	Criteria and Key Indicators	Key Indicator Weightage (W <sub>i</sub> )	Key Indicator Wise Weighted Grade Points (KIWGP) <sub>i</sub>	Grade Point Averages (CrWGPI/W <sub>i</sub> )
<b>Criterion I – Curricular Aspects</b>				
1.1	Curriculum Design and Development	50	200.00	4.00
1.2	Academic Flexibility	40	80.00	2.00
1.3	Curriculum Enrichment	40	40.00	1.00
1.4	Feedback System	20	80.00	4.00
	<b>Total</b>	<b>150</b>	<b>400.00</b>	<b>2.67</b>
<b>Criterion II – Teaching-Learning and Evaluation</b>				
2.2	Catering to Student Diversity	30	112.50	3.75
2.3	Teaching - Learning Process	50	127.50	2.55
2.4	Teacher Profile and Quality	50	95.00	1.90
2.6	Student Performance and Learning Outcomes	50	60.00	1.20
2.7	Student Satisfaction Survey	50	0.00	0.00
	<b>Total</b>	<b>230</b>	<b>395.00</b>	<b>1.72</b>
<b>Criterion III – Research, Innovations and Extension</b>				
3.1	Promotion of Research and Facilities	6	0.00	0.00
3.2	Resource Mobilization for Research	10	12.00	1.20
3.3	Innovation Ecosystem	10	0.00	0.00
3.4	Research Publications and Awards	30	20.00	0.67
3.5	Consultancy	10	0.00	0.00
3.6	Extension Activities	50	0.00	0.00
3.7	Collaboration	20	0.00	0.00
	<b>Total</b>	<b>136</b>	<b>32.00</b>	<b>0.24</b>

Criterion IV – Infrastructure and Learning Resources				
4.1	Physical Facilities	16	24.00	1.50
4.4	Maintenance of Campus Infrastructure	10	0.00	0.00
	<b>Total</b>	<b>26</b>	<b>24.00</b>	<b>0.92</b>
Criterion V - Student Support and Progression				
5.1	Student Support	14	0.00	0.00
5.2	Student Progression	30	0.00	0.00
5.3	Student Participation and Activities	10	20.00	2.00
	<b>Total</b>	<b>54</b>	<b>20.00</b>	<b>0.37</b>
Criterion VI – Governance, Leadership and Management				
6.3	Faculty Empowerment Strategies	18	0.00	0.00
	<b>Total</b>	<b>18</b>	<b>0.00</b>	<b>0.00</b>
Criterion VII – Institutional Values and Best Practices				
7.1	Institutional Values and Social Responsibilities	27	29.50	1.09
7.2	Best Practices	30	60.00	2.00
7.3	Institutional Distinctiveness	20	40.00	2.00
	<b>Total</b>	<b>77</b>	<b>129.50</b>	<b>1.68</b>
	<b>Grand Total</b>	<b>691</b>	<b>1000.50</b>	<b>1.45</b>





## Scott Christian College (Autonomous), Nagercoil



AAA 2020 - 2021 - Assessment Sheet

Department of Computer Application (MCA)

### Qualitative & Quantitative Metrics

Metric	Parameter	QIM/ QnM	Weightage	Score	Wtd. Score
<b>Criterion I – Curricular Aspects</b>					
<b>1.1</b>	<b>Curriculum Design and Development</b>				
1.1.1	Curricula developed/adopted having Learning Outcomes including Programme Outcomes (Pos), Programme specific outcomes (PSOs) and Course Outcomes (COs) for all the UG, PG and M.Phil programmes offered by the Department and mapped them with syllabus properly.	QIM	20	4	80
1.1.2	List of Programmes where syllabus revision was carried out during 2020 - 2021	QnM	20	4	80
1.1.3	Courses having focus on employability/ entrepreneurship/ skill development during 2020 - 2021	QnM	10	4	40
<b>1.1</b>	<b>Curriculum Design and Development</b>		<b>50</b>	<b>4</b>	<b>200</b>
<b>1.2</b>	<b>Academic Flexibility</b>				
1.2.1	New courses introduced of the total number of courses across all programs offered during 2020 - 2021.	QnM	20	0	0
1.2.2	Programs in which Choice Based Credit System (CBCS)/elective course system has been implemented (2020 - 2021)	QnM	20	4	80
<b>1.2</b>	<b>Academic Flexibility</b>		<b>40</b>	<b>2</b>	<b>80</b>
<b>1.3</b>	<b>Curriculum Enrichment</b>				
1.3.1	List of courses whose syllabus integrate Cross cutting Issues related to Gender/ Environment & Sustainability/Human Values & Professional Ethics.	QIM	10	4	40
1.3.2	List of Value-added courses imparting transferable and life skills offered during 2020 - 2021 with details of the students	QnM	10	0	0

1.3.3	(Average Percentage of students enrolled in the courses under 1.3.2 above) List of Value-added courses imparting transferable and life skills offered during 2020 - 2021 with details of the students	QnM	10	0	0
1.3.4	Details of students undertaking field projects / internships (2020 - 2021)	QnM	10	0	0
<b>1.3</b>	<b>Curriculum Enrichment</b>		40	1	40
<b>1.4</b>	<b>Feedback System</b>				
1.4.1	Structured feedback received from: 1) Students, 2) Teachers, 3) Employers, 4) Alumni 5) Parents, for design and review of syllabus - Semester wise /year wise (Weightage: 10 QnM) Options: A. Any 4 of the above B. Any 3 of the above C. Any 2 of the above D. Any 1 of the above E. None of the above	QnM	10	4	40
1.4.2	Feedback processes of the institution may be classified as follows: A) A. Feedback collected, analysed and action taken and report made available on website B) Feedback collected, analysed and action has been taken C) Feedback collected and analysed D) Feedback collected E) Feedback not obtained	QnM	10	4	40
<b>1.4</b>	<b>Feedback System</b>		20	4	80
<b>Criterion I – Curricular Aspects</b>			150	2.67	400
<b>Criterion II – Teaching-Learning and Evaluation</b>					
<b>2.2</b>	<b>Catering to Student Diversity</b>				
2.2.1	The institution assesses the learning levels of the students, after admission and organises special programs for advanced learners and slow learners	QIM	15	3.5	52.5
2.2.2	Student - Full time teacher ratio(current year data)	QnM	15	4	60
<b>2.2</b>	<b>Catering to Student Diversity</b>		30	3.75	112.5
<b>2.3</b>	<b>Teaching - Learning Process</b>				
2.3.1	Student centric methods, such as experiential learning, participative learning and problem solving methodologies are used for enhancing learning experiences	QIM	15	0	0

2.3.2	Teachers use ICT enabled tools including online resources for effective teaching and learning process	QIM	15	3.5	52.5
2.3.3	Ratio of students to mentor for academic and stress related issues (current year data)	QnM	10	4	40
2.3.4	Preparation and adherence to Academic Calendar and Teaching plans by the institution	QIM	10	3.5	35
<b>2.3</b>	<b>Teaching - Learning Process</b>		<b>50</b>	<b>2.55</b>	<b>127.5</b>
<b>2.4</b>	<b>Teacher Profile and Quality</b>				
2.4.1	Full time teachers against sanctioned posts during 2020 - 2021	QnM	15	4	60
2.4.2	Full time teachers with Ph.D. (/ D.M. / M.Ch. / D.N.B Super speciality / D.Sc. / D.Litt. )during 2020 - 2021	QnM	20	1	20
2.4.3	Teaching experience of full time teachers in same institution number of years (current year data)	QnM	15	1	15
<b>2.4</b>	<b>Teacher Profile and Quality</b>		<b>50</b>	<b>1.9</b>	<b>95</b>
<b>2.6</b>	<b>Student Performance and Learning Outcomes</b>				
2.6.1	i) Provide the web link displaying Programme Outcomes(PO)/Programme Specific Outcomes (PSO) / Course Outcomes (CO) for all programmes offered by the Department.	QIM	20	3	60
2.6.2	Evaluation of attainment of PO, PSO & CO	QIM	10	0	0
2.6.3	Passed out details of final year students	QnM	20	0	0
<b>2.6</b>	<b>Student Performance and Learning Outcomes</b>		<b>50</b>	<b>1.2</b>	<b>60</b>
<b>2.7</b>	<b>Student Satisfaction Survey</b>				
2.7.1	Online student satisfaction survey (SSS) regarding to teaching learning process.	QnM	50	<b>0</b>	<b>0</b>
<b>2.7</b>	<b>Student Satisfaction Survey</b>		<b>50</b>	<b>0</b>	<b>0</b>
<b>Criterion II – Teaching-Learning and Evaluation</b>			<b>230</b>	<b>1.72</b>	<b>395</b>
<b>Criterion III – Research, Innovations and Extension</b>					
<b>3.1</b>	<b>Promotion of Research and Facilities</b>				
3.1.3	Number of teachers awarded national/international fellowship for advanced studies/ research during 2020 - 2021	QnM	6	0	<b>0</b>
<b>3.1</b>	<b>Promotion of Research and Facilities</b>		<b>6</b>	<b>0</b>	<b>0</b>



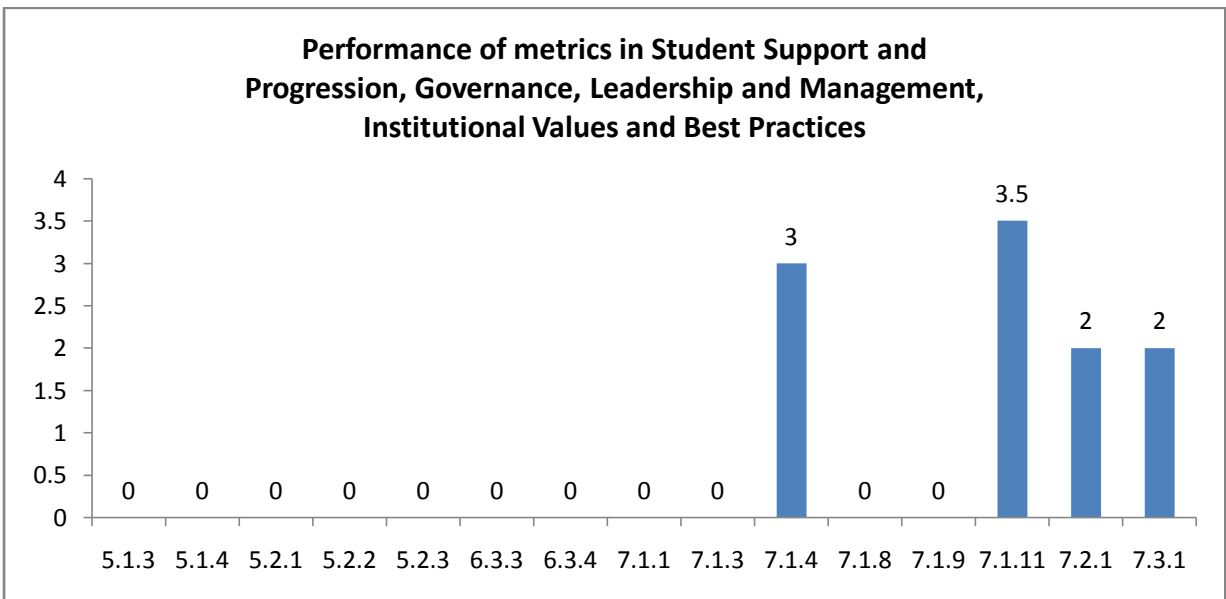
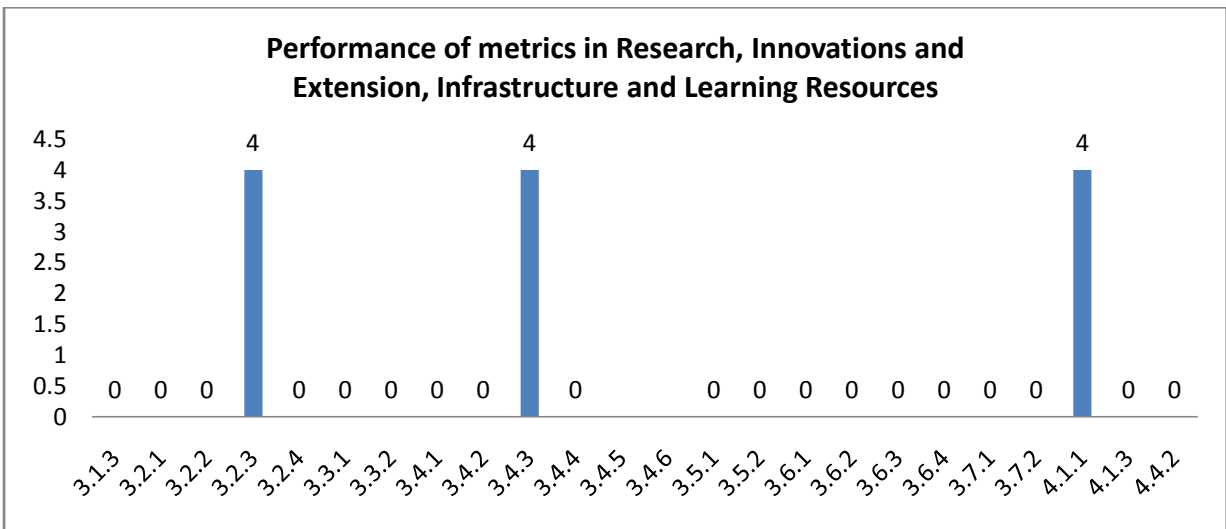
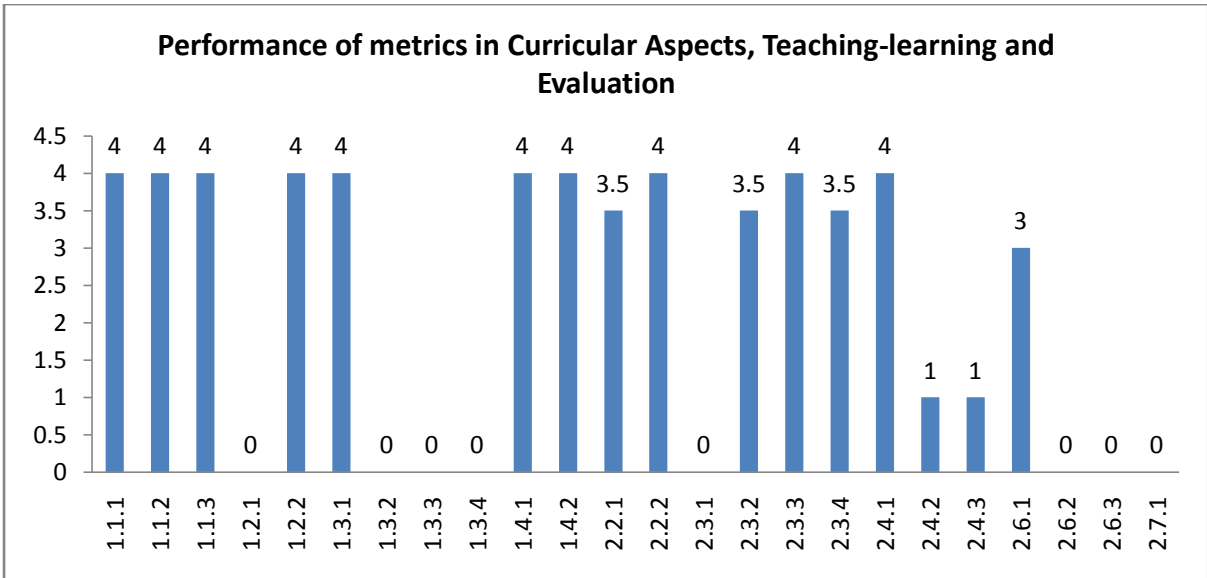
<b>3.2</b>	<b>Resource Mobilization for Research</b>				
3.2.1	Grants for research projects sponsored by the government, non-government sources such as industry, corporate houses, international bodies, endowments, Chairs in the institution during 2020 - 2021	QnM	2	0	0
3.2.2	Number of teachers having research projects during the 2020 - 2021	QnM	2	0	0
3.2.3	Teachers recognised as research guides	QnM	3	4	12
3.2.4	Number of research projects per teacher funded by government and non-government agencies during 2020 - 2021	QnM	3	0	0
<b>3.2</b>	<b>Resource Mobilization for Research</b>		10	1.2	12
<b>3.3</b>	<b>Innovation Ecosystem</b>				
3.3.1	What are the innovation done by the Department / Club including Incubation Centre and other initiatives for creation and transfer of knowledge?	QIM	5	0	0
3.3.2	Number of workshops/seminars conducted on Research Methodology, Intellectual Property Rights (IPR) and entrepreneurship and skills development Industry-Academia Innovative practices during 2020 - 2021	QnM	5	0	0
<b>3.3</b>	<b>Innovation Ecosystem</b>		10	0	0
<b>3.4</b>	<b>Research Publications and Awards</b>				
3.4.1	The institution has a stated Code of Ethics to check malpractices and plagiarism in Research	QnM	5	0	0
3.4.2	Number of Ph.D.s registered per teacher during 2020 - 2021	QnM	5	0	0
3.4.3	Number of research papers per teacher in the Journals notified on UGC website during 2020 - 2021	QnM	5	4	20
3.4.4	Number of books and chapters in edited volumes / books published, and papers in national/international conference - proceedings per teacher during 2020 - 2021	QnM	5	0	0
3.4.5	Bibliometrics of the publications during 2020 - 2021 based on average citation index in Scopus/ Web of Science or Pub Med/ Indian Citation Index	QnM	5		0

3.4.6	Bibliometrics of the publications during 2020-21 based on Scopus/ Web of Science – h-index of the Department	QnM	5		0
<b>3.4</b>	<b>Research Publications and Awards</b>		<b>30</b>	<b>0.67</b>	<b>20</b>
<b>3.5</b>	<b>Consultancy</b>				
3.5.1	Revenue generated from consultancy corporate training during 2020 - 2021	QnM	5	0	0
3.5.2	Amount spent on developing facilities, training teachers and staff for undertaking consultancy during 2020 - 2021 (in Lakhs)	QnM	5	0	0
<b>3.5</b>	<b>Consultancy</b>		<b>10</b>	<b>0</b>	<b>0</b>
<b>3.6</b>	<b>Extension Activities</b>				
3.6.1	What are the Extension activities in the neighborhood community in terms of impact and sensitizing students to social issues and holistic development during 2020 - 2021?	QIM	10	0	0
3.6.2	Number of awards and recognition received for extension activities from Government /recognized bodies during 2020 - 2021	QnM	15	0	0
3.6.3	Number of extension and outreach Programmes conducted in collaboration with industry, community and Non- Government Organizations through NSS/NCC/Red cross/YRC etc., during 2020 - 2021	QnM	10	0	0
3.6.4	Students participating in extension activities with Government Organizations, Non-Government Organizations and Programmes such as Swachh Bharat, Aids Awareness, Gender Issue, etc. during 2020 - 2021	QnM	15	0	0
<b>3.6</b>	<b>Extension Activities</b>		<b>50</b>	<b>0</b>	<b>0</b>
<b>3.7</b>	<b>Collaboration</b>				
3.7.1	Number of Collaborative activities for research, faculty exchange, student exchange / internship/ on –the-job training/ project work	QnM	10	0	0
3.7.2	Number of functional MoUs with institutions of national, international importance, other universities, industries, corporate houses etc. during 2020 - 2021	QnM	10	0	0
<b>3.7</b>	<b>Collaboration</b>		<b>20</b>	<b>0</b>	<b>0</b>
<b>Criterion III – Research, Innovations and Extension</b>			<b>136</b>	<b>0.24</b>	<b>32</b>

<b>Criterion IV – Infrastructure and Learning Resources</b>					
<b>4.1</b>	<b>Physical Facilities</b>				
4.1.1	The institution has adequate facilities for teaching – learning, viz., classrooms, laboratories, computing equipment, etc.	QIM	6	4	24
4.1.3	Percentage of classrooms and seminar halls with ICT – enabled facilities such as smart class, LMS, etc.	QnM	10	0	0
<b>4.1</b>	<b>Physical Facilities</b>		16	1.5	24
<b>4.4 Maintenance of Campus Infrastructure</b>					
4.4.2	Provide the Service/Maintenance Record	QIM	10	0	0
<b>4.4</b>	<b>Maintenance of Campus Infrastructure</b>		10	0	0
<b>Criterion IV – Infrastructure and Learning Resources</b>			26	0.92	24
<b>Criterion V - Student Support and Progression</b>					
<b>5.1</b>	<b>Student Support</b>				
5.1.3	Number of capability enhancement and development schemes 1. Soft skills 2. Language and communication skills 3. Life skills (Yoga, physical fitness, health and hygiene) 4. Awareness of trends in technology (Opt one)	QnM	8	0	0
5.1.4	Students benefited by guidance for competitive examinations and career counseling offered by the institution during 2020 - 2021	QnM	6	0	0
<b>5.1</b>	<b>Student Support</b>		14	0	0
<b>5.2 Student Progression</b>					
5.2.1	Placement of outgoing students during 2020 - 2021	QnM	10	0	0
5.2.2	Student progression to higher education (previous graduating batch i.e., 2020 - 2021)	QnM	10	0	0
5.2.3	Students qualifying in state/ national/ international level examinations during 2020 - 2021 (eg: NET/ SLET/GATE/GMAT /CAT, GRE/TOFEL/Civil Services/State government examinations)	QnM	10	0	0
<b>5.2</b>	<b>Student Progression</b>		30	0	0

<b>5.3</b>	<b>Student Participation and Activities</b>				
5.3.2	Presence of an active Student Council & representation of students on academic & administrative bodies/committees	QIM	10	2	20
<b>5.3</b>	<b>Student Participation and Activities</b>		10	2	20
<b>Criterion V - Student Support and Progression</b>			54	0.37	20
<b>Criterion VI – Governance, Leadership and Management</b>					
<b>6.3</b>	<b>Faculty Empowerment Strategies</b>				
6.3.3	Number of professional development / administrative training Programmes organized by the Institution for teaching and non teaching staff during 2020 - 2021	QnM	8	0	0
6.3.4	Teachers attending professional development Programmes, viz., Orientation Programme, Refresher Course, Short Term Course, Faculty Development Programmes during 2020 - 2021	QnM	10	0	0
<b>6.3</b>	<b>Faculty Empowerment Strategies</b>		18	0	0
<b>Criterion VI – Governance, Leadership and Management</b>			18	0	0
<b>Criterion VII – Institutional Values and Best Practices</b>					
<b>7.1</b>	<b>Institutional Values and Social Responsibilities</b>				
7.1.1	Number of gender equity promotion Programmes organized by the department/club/cell/ unit during 2020 - 2021	QIM	5	0	0
7.1.3	Waste Management steps including: a) Solid waste management b) Liquid waste management c) Biomedical waste management d) E-waste management e) Waste recycling system f) Hazardous chemicals and radioactive waste management	QIM	4	0	0
7.1.4	Rain water harvesting structures and utilization: 1. Rain water harvesting 2. Borewell /Open well recharge 3. Construction of tanks and bunds 4. Waste water recycling 5. Maintenance of water bodies and distribution system in the campus	QnM	4	3	12

7.1.8	Institutional efforts/initiatives in providing an inclusive environment i.e., tolerance and harmony towards cultural, regional, linguistic, communal socioeconomic and other diversities	QIM	5	0	0
7.1.9	Sensitization of students and employees of the Institution to the constitutional obligations: values, rights, duties and responsibilities of citizens	QIM	4	0	0
7.1.11	Institution celebrates / organizes national and international commemorative days, events and festivals	QIM	5	3.5	17.5
<b>7.1</b>	<b>Institutional Values and Social Responsibilities</b>		27	1.09	29.5
<b>7.2</b>	<b>Best Practices</b>				
7.2.1	Describe any one best practice followed by the Department / Cell / Body / Committee / Club/Unit	QIM	30	2	60
<b>7.2</b>	<b>Best Practices</b>		30	2	60
<b>7.3</b>	<b>Institutional Distinctiveness</b>				
7.3.1	Describe/Explain the performance the Department in one area distinctive to its Vision, Priority & Thrust	QIM	20	2	40
<b>7.3</b>	<b>Institutional Distinctiveness</b>		20	2	40
<b>Criterion VII – Institutional Values and Best Practices</b>			77	1.68	129.5
	<b>Criteria-wise Assessment</b>		<b>Weightage (W)</b>	<b>Score</b>	<b>Wtd Grade Point (WGP)</b>
1	Curricular Aspects		150.00	2.67	400.00
2	Teaching, Learning & Evaluation		230.00	1.72	395.00
3	Research, Innovation & Extension		136.00	0.24	32.00
4	Infrastructure & Learning resources		26.00	0.92	24.00
5	Student Support & Progression		54.00	0.37	20.00
6	Governance, Leadership & Management		18.00	0.00	0.00
7	Institutional values & Best Practices		77.00	1.68	129.50
	<b>Overall:-</b>		691.00	1.45	1000.50



## Department : Computer Application

### Academic and Administrative Audit - 2020-2021

#### Strengths and Weaknesses

##### Strengths :

- Curriculum Design and Development
- Feedback System
- Catering to Student Diversity

##### Weaknesses :

- Teaching - Learning Process
- Academic Flexibility
- Student Participation and Activities
- Best Practices
- Institutional Distinctiveness
- Teacher Profile and Quality
- Physical Facilities
- Student Performance and Learning Outcomes
- Resource Mobilization for Research
- Institutional Values and Social Responsibilities
- Curriculum Enrichment
- Research Publications and Awards
- Student Satisfaction Survey
- Promotion of Research and Facilities
- Innovation Ecosystem
- Consultancy
- Extension Activities
- Collaboration
- Maintenance of Campus Infrastructure
- Student Support
- Student Progression
- Faculty Empowerment Strategies



**Scott Christian College (Autonomous)**  
Nagercoil – 629 003, Tamil Nadu, India

**INTERNAL QUALITY ASSURANCE CELL**



# **ACADEMIC & ADMINISTRATIVE AUDIT 2020-2021**

**DEPARTMENT OF MICROBIOLOGY**

**GRADE**

**D**

**Score : 1.34/4**



**Department : Microbiology**

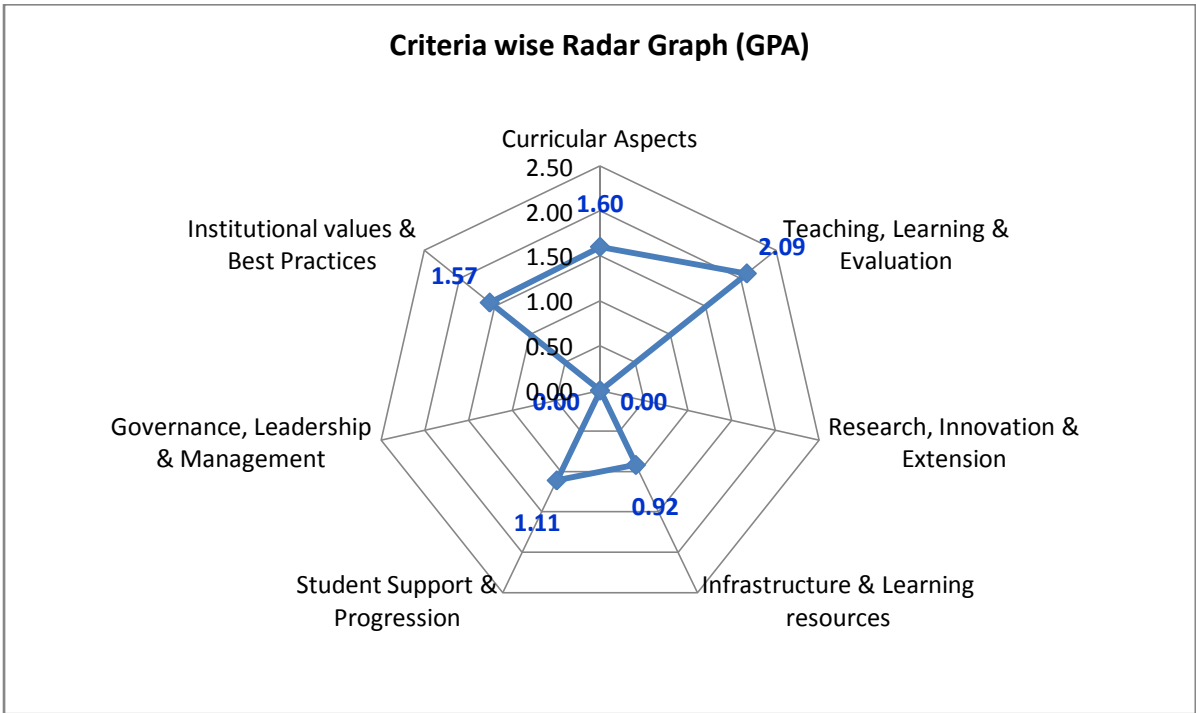
**Academic and Administrative Audit - 2020-2021**

<b>No</b>	<b>Criteria</b>	<b>Weightage (W1)</b>	<b>Criterion-wise Weighted Grade Point (CrWGP1)</b>	<b>Grade Point Averages (CrWGP<sub>i</sub>/W<sub>i</sub>)</b>
1	Curricular Aspects	150.00	240.00	1.60
2	Teaching, Learning & Evaluation	230.00	480.00	2.09
3	Research, Innovation & Extension	136.00	0.00	0.00
4	Infrastructure & Learning resources	26.00	24.00	0.92
5	Student Support & Progression	54.00	60.00	1.11
6	Governance, Leadership & Management	18.00	0.00	0.00
7	Institutional values & Best Practices	77.00	121.00	1.57
	<b>Total</b>	<b>691.00</b>	<b>925.00</b>	<b>1.34</b>
	<b>CGPA :</b>	<b>1.34</b>		

Dean IQAC

Principal

**Department : Microbiology**



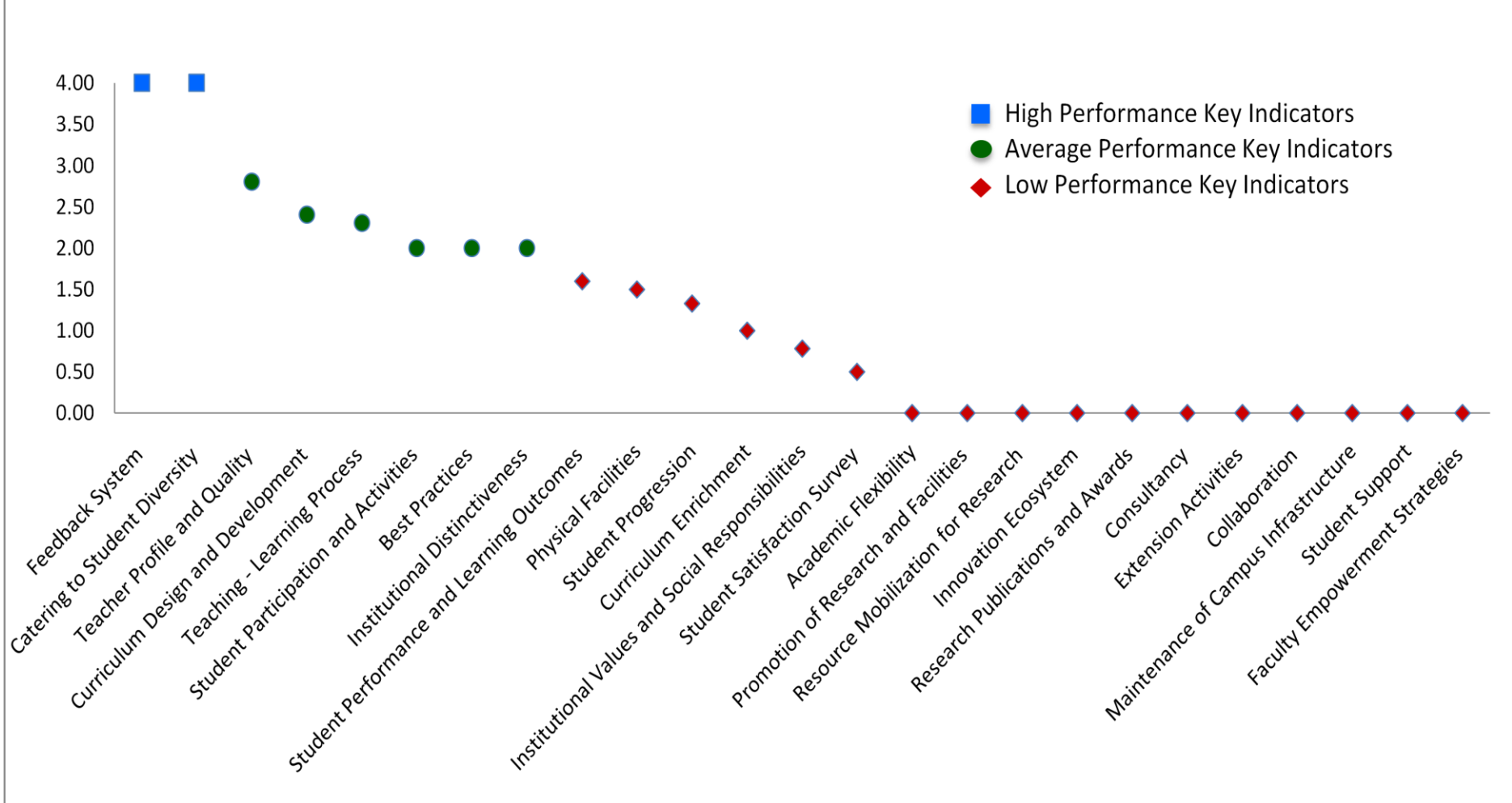
Department : Microbiology

Academic and Administrative Audit - 2020-2021

No	Criteria and Key Indicators	Key Indicator Weightage (W <sub>i</sub> )	Key Indicator Wise Weighted Grade Points (KIWGP) <sub>i</sub>	Grade Point Averages (CrWGPi/Wi)
<b>Criterion I – Curricular Aspects</b>				
1.1	Curriculum Design and Development	50	120.00	2.40
1.2	Academic Flexibility	40	0.00	0.00
1.3	Curriculum Enrichment	40	40.00	1.00
1.4	Feedback System	20	80.00	4.00
	<b>Total</b>	<b>150</b>	<b>240.00</b>	<b>1.60</b>
<b>Criterion II – Teaching-Learning and Evaluation</b>				
2.2	Catering to Student Diversity	30	120.00	4.00
2.3	Teaching - Learning Process	50	115.00	2.30
2.4	Teacher Profile and Quality	50	140.00	2.80
2.6	Student Performance and Learning Outcomes	50	80.00	1.60
2.7	Student Satisfaction Survey	50	25.00	0.50
	<b>Total</b>	<b>230</b>	<b>480.00</b>	<b>2.09</b>
<b>Criterion III – Research, Innovations and Extension</b>				
3.1	Promotion of Research and Facilities	6	0.00	0.00
3.2	Resource Mobilization for Research	10	0.00	0.00
3.3	Innovation Ecosystem	10	0.00	0.00
3.4	Research Publications and Awards	30	0.00	0.00
3.5	Consultancy	10	0.00	0.00
3.6	Extension Activities	50	0.00	0.00
3.7	Collaboration	20	0.00	0.00
	<b>Total</b>	<b>136</b>	<b>0.00</b>	<b>0.00</b>

Criterion IV – Infrastructure and Learning Resources				
4.1	Physical Facilities	16	24.00	1.50
4.4	Maintenance of Campus Infrastructure	10	0.00	0.00
	<b>Total</b>	<b>26</b>	<b>24.00</b>	<b>0.92</b>
Criterion V - Student Support and Progression				
5.1	Student Support	14	0.00	0.00
5.2	Student Progression	30	40.00	1.33
5.3	Student Participation and Activities	10	20.00	2.00
	<b>Total</b>	<b>54</b>	<b>60.00</b>	<b>1.11</b>
Criterion VI – Governance, Leadership and Management				
6.3	Faculty Empowerment Strategies	18	0.00	0.00
	<b>Total</b>	<b>18</b>	<b>0.00</b>	<b>0.00</b>
Criterion VII – Institutional Values and Best Practices				
7.1	Institutional Values and Social Responsibilities	27	21.00	0.78
7.2	Best Practices	30	60.00	2.00
7.3	Institutional Distinctiveness	20	40.00	2.00
	<b>Total</b>	<b>77</b>	<b>121.00</b>	<b>1.57</b>
	<b>Grand Total</b>	<b>691</b>	<b>925.00</b>	<b>1.34</b>

Values Comparison of Metrics in Key Indicators based on Performance (GPA)





## Scott Christian College (Autonomous), Nagercoil



AAA 2020 - 2021 - Assessment Sheet

Department of Microbiology

### Qualitative & Quantitative Metrics

Metric	Parameter	QIM/ QnM	Weightage	Score	Wtd. Score
<b>Criterion I – Curricular Aspects</b>					
<b>1.1</b>	<b>Curriculum Design and Development</b>				
1.1.1	Curricula developed/adopted having Learning Outcomes including Programme Outcomes (Pos), Programme specific outcomes (PSOs) and Course Outcomes (COs) for all the UG, PG and M.Phil programmes offered by the Department and mapped them with syllabus properly.	QIM	20	4	80
1.1.2	List of Programmes where syllabus revision was carried out during 2020 - 2021	QnM	20	2	40
1.1.3	Courses having focus on employability/ entrepreneurship/ skill development during 2020 - 2021	QnM	10	0	0
<b>1.1</b>	<b>Curriculum Design and Development</b>		<b>50</b>	<b>2.4</b>	<b>120</b>
<b>1.2</b>	<b>Academic Flexibility</b>				
1.2.1	New courses introduced of the total number of courses across all programs offered during 2020 - 2021.	QnM	20	0	0
1.2.2	Programs in which Choice Based Credit System (CBCS)/elective course system has been implemented (2020 - 2021)	QnM	20	0	0
<b>1.2</b>	<b>Academic Flexibility</b>		<b>40</b>	<b>0</b>	<b>0</b>
<b>1.3</b>	<b>Curriculum Enrichment</b>				
1.3.1	List of courses whose syllabus integrate Cross cutting Issues related to Gender/ Environment & Sustainability/Human Values & Professional Ethics.	QIM	10	4	40
1.3.2	List of Value-added courses imparting transferable and life skills offered during 2020 - 2021 with details of the students	QnM	10	0	0

1.3.3	(Average Percentage of students enrolled in the courses under 1.3.2 above) List of Value-added courses imparting transferable and life skills offered during 2020 - 2021 with details of the students	QnM	10	0	0
1.3.4	Details of students undertaking field projects / internships (2020 - 2021)	QnM	10	0	0
<b>1.3</b>	<b>Curriculum Enrichment</b>		40	1	40
<b>1.4</b>	<b>Feedback System</b>				
1.4.1	Structured feedback received from: 1) Students, 2) Teachers, 3) Employers, 4) Alumni 5) Parents, for design and review of syllabus - Semester wise /year wise (Weightage: 10 QnM) Options: A. Any 4 of the above B. Any 3 of the above C. Any 2 of the above D. Any 1 of the above E. None of the above	QnM	10	4	40
1.4.2	Feedback processes of the institution may be classified as follows: A) A. Feedback collected, analysed and action taken and report made available on website B) Feedback collected, analysed and action has been taken C) Feedback collected and analysed D) Feedback collected E) Feedback not obtained	QnM	10	4	40
<b>1.4</b>	<b>Feedback System</b>		20	4	80
<b>Criterion I – Curricular Aspects</b>			150	1.6	240
<b>Criterion II – Teaching-Learning and Evaluation</b>					
<b>2.2</b>	<b>Catering to Student Diversity</b>				
2.2.1	The institution assesses the learning levels of the students, after admission and organises special programs for advanced learners and slow learners	QIM	15	4	60
2.2.2	Student - Full time teacher ratio(current year data)	QnM	15	4	60
<b>2.2</b>	<b>Catering to Student Diversity</b>		30	4	120
<b>2.3</b>	<b>Teaching - Learning Process</b>				
2.3.1	Student centric methods, such as experiential learning, participative learning and problem solving methodologies are used for enhancing learning experiences	QIM	15	3	45

2.3.2	Teachers use ICT enabled tools including online resources for effective teaching and learning process	QIM	15	0	0
2.3.3	Ratio of students to mentor for academic and stress related issues (current year data)	QnM	10	4	40
2.3.4	Preparation and adherence to Academic Calendar and Teaching plans by the institution	QIM	10	3	30
<b>2.3</b>	<b>Teaching - Learning Process</b>		50	2.3	115
<b>2.4</b>	<b>Teacher Profile and Quality</b>				
2.4.1	Full time teachers against sanctioned posts during 2020 - 2021	QnM	15	0	0
2.4.2	Full time teachers with Ph.D. (/ D.M. / M.Ch. / D.N.B Super speciality / D.Sc. / D.Litt. )during 2020 - 2021	QnM	20	4	80
2.4.3	Teaching experience of full time teachers in same institution number of years (current year data)	QnM	15	4	60
<b>2.4</b>	<b>Teacher Profile and Quality</b>		50	2.8	140
<b>2.6</b>	<b>Student Performance and Learning Outcomes</b>				
2.6.1	i) Provide the web link displaying Programme Outcomes(PO)/Programme Specific Outcomes (PSO) / Course Outcomes (CO) for all programmes offered by the Department.	QIM	20	0	0
2.6.2	Evaluation of attainment of PO, PSO & CO	QIM	10	0	0
2.6.3	Passed out details of final year students	QnM	20	4	80
<b>2.6</b>	<b>Student Performance and Learning Outcomes</b>		50	1.6	80
<b>2.7</b>	<b>Student Satisfaction Survey</b>				
2.7.1	Online student satisfaction survey (SSS) regarding to teaching learning process.	QnM	50	0.5	25
<b>2.7</b>	<b>Student Satisfaction Survey</b>		50	0.5	25
<b>Criterion II – Teaching-Learning and Evaluation</b>			230	2.09	480



<b>Criterion III – Research, Innovations and Extension</b>					
<b>3.1</b>	<b>Promotion of Research and Facilities</b>				
3.1.3	Number of teachers awarded national/international fellowship for advanced studies/research during 2020 - 2021	QnM	6	0	0
<b>3.1</b>	<b>Promotion of Research and Facilities</b>		6	0	0
<b>3.2</b>	<b>Resource Mobilization for Research</b>				
3.2.1	Grants for research projects sponsored by the government, non-government sources such as industry, corporate houses, international bodies, endowments, Chairs in the institution during 2020 - 2021	QnM	2	0	0
3.2.2	Number of teachers having research projects during the 2020 - 2021	QnM	2	0	0
3.2.3	Teachers recognised as research guides	QnM	3	0	0
3.2.4	Number of research projects per teacher funded by government and non-government agencies during 2020 - 2021	QnM	3	0	0
<b>3.2</b>	<b>Resource Mobilization for Research</b>		10	0	0
<b>3.3</b>	<b>Innovation Ecosystem</b>				
3.3.1	What are the innovation done by the Department / Club including Incubation Centre and other initiatives for creation and transfer of knowledge?	QIM	5	0	0
3.3.2	Number of workshops/seminars conducted on Research Methodology, Intellectual Property Rights (IPR) and entrepreneurship and skills development Industry-Academia Innovative practices during 2020 - 2021	QnM	5	0	0
<b>3.3</b>	<b>Innovation Ecosystem</b>		10	0	0
<b>3.4</b>	<b>Research Publications and Awards</b>				
3.4.1	The institution has a stated Code of Ethics to check malpractices and plagiarism in Research	QnM	5	0	0
3.4.2	Number of Ph.D.s registered per teacher during 2020 - 2021	QnM	5	0	0
3.4.3	Number of research papers per teacher in the Journals notified on UGC website during 2020 - 2021	QnM	5	0	0

3.4.4	Number of books and chapters in edited volumes / books published, and papers in national/international conference - proceedings per teacher during 2020 - 2021	QnM	5	0	0
3.4.5	Bibliometrics of the publications during 2020 - 2021 based on average citation index in Scopus/ Web of Science or Pub Med/ Indian Citation Index	QnM	5	0	0
3.4.6	Bibliometrics of the publications during 2020-2021 based on Scopus/ Web of Science – h-index of the Department	QnM	5	0	0
<b>3.4</b>	<b>Research Publications and Awards</b>		<b>30</b>	<b>0</b>	<b>0</b>
<b>3.5</b>	<b>Consultancy</b>				
3.5.1	Revenue generated from consultancy corporate training during 2020 - 2021	QnM	5	0	0
3.5.2	Amount spent on developing facilities, training teachers and staff for undertaking consultancy during 2020 - 2021 (in Lakhs)	QnM	5	0	0
<b>3.5</b>	<b>Consultancy</b>		<b>10</b>	<b>0</b>	<b>0</b>
<b>3.6</b>	<b>Extension Activities</b>				
3.6.1	What are the Extension activities in the neighborhood community in terms of impact and sensitizing students to social issues and holistic development during 2020 - 2021?	QIM	10	0	0
3.6.2	Number of awards and recognition received for extension activities from Government /recognized bodies during 2020 - 2021	QnM	15	0	0
3.6.3	Number of extension and outreach Programmes conducted in collaboration with industry, community and Non- Government Organizations through NSS/NCC/Red cross/YRC etc., during 2020 - 2021	QnM	10	0	0
3.6.4	Students participating in extension activities with Government Organizations, Non-Government Organizations and Programmes such as Swachh Bharat, Aids Awareness, Gender Issue, etc. during 2020 - 2021	QnM	15	0	0
<b>3.6</b>	<b>Extension Activities</b>		<b>50</b>	<b>0</b>	<b>0</b>

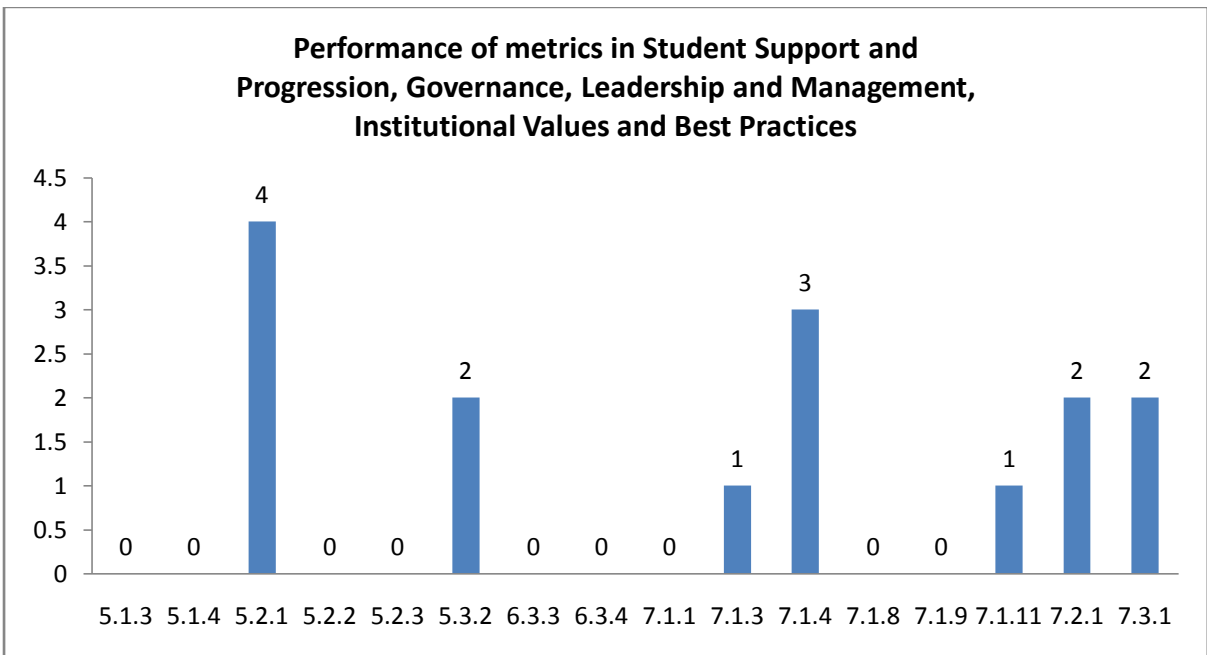

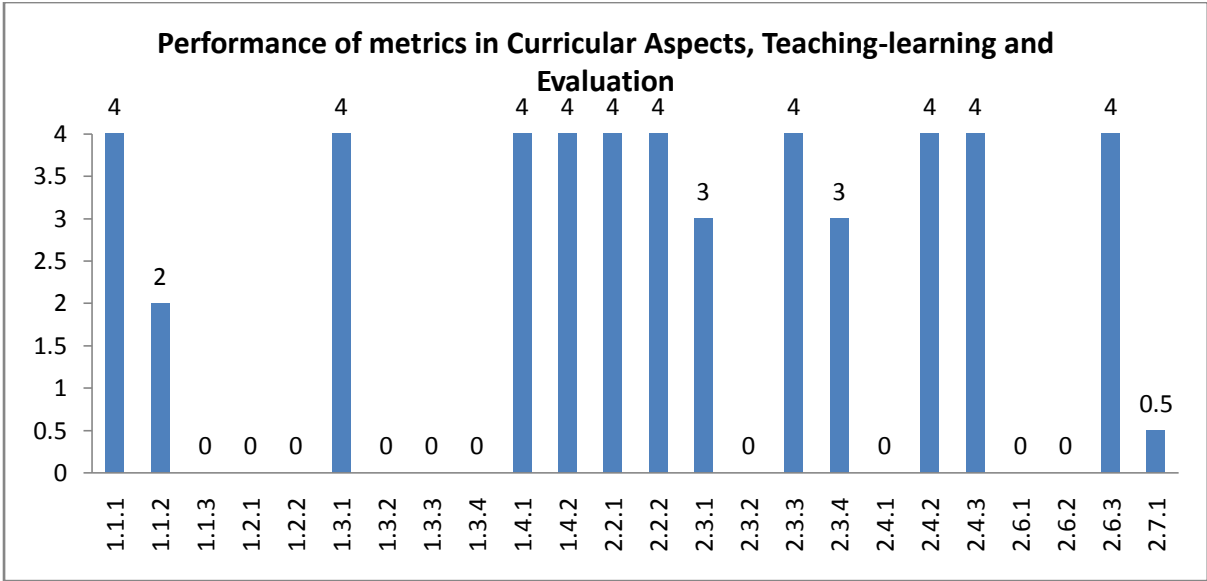
<b>3.7</b>	<b>Collaboration</b>				
3.7.1	Number of Collaborative activities for research, faculty exchange, student exchange / internship/ on –the-job training/ project work	QnM	10	0	0
3.7.2	Number of functional MoUs with institutions of national, international importance, other universities, industries, corporate houses etc. during 2020 - 2021	QnM	10	0	0
<b>3.7</b>	<b>Collaboration</b>		20	0	0
<b>Criterion III – Research, Innovations and Extension</b>			136	0	0
<b>Criterion IV – Infrastructure and Learning Resources</b>					
<b>4.1</b>	<b>Physical Facilities</b>				
4.1.1	The institution has adequate facilities for teaching – learning, viz., classrooms, laboratories, computing equipment, etc.	QIM	6	4	24
4.1.3	Percentage of classrooms and seminar halls with ICT – enabled facilities such as smart class, LMS, etc.	QnM	10	0	0
<b>4.1</b>	<b>Physical Facilities</b>		16	1.5	24
<b>4.4</b>	<b>Maintenance of Campus Infrastructure</b>				
4.4.2	Provide the Service/Maintenance Record	QIM	10	0	0
<b>4.4</b>	<b>Maintenance of Campus Infrastructure</b>		10	0	0
<b>Criterion IV – Infrastructure and Learning Resources</b>			26	0.92	24
<b>Criterion V - Student Support and Progression</b>					
<b>5.1</b>	<b>Student Support</b>				
5.1.3	Number of capability enhancement and development schemes 1. Soft skills 2. Language and communication skills 3. Life skills (Yoga, physical fitness, health and hygiene) 4. Awareness of trends in technology (Opt one)	QnM	8	0	0
5.1.4	Students benefited by guidance for competitive examinations and career counseling offered by the institution during 2020 - 2021	QnM	6	0	0
<b>5.1</b>	<b>Student Support</b>		14	0	0

<b>5.2</b>	<b>Student Progression</b>				
5.2.1	Placement of outgoing students during 2020 - 2021	QnM	10	4	40
5.2.2	Student progression to higher education (previous graduating batch i.e., 2020 - 2021)	QnM	10	0	0
5.2.3	Students qualifying in state/ national/ international level examinations during 2020 - 2021 (eg: NET/ SLET/GATE/GMAT /CAT, GRE/TOFEL/Civil Services/State government examinations)	QnM	10	0	0
<b>5.2</b>	<b>Student Progression</b>		<b>30</b>	<b>1.33</b>	<b>40</b>
<b>5.3</b>	<b>Student Participation and Activities</b>				
5.3.2	Presence of an active Student Council & representation of students on academic & administrative bodies/committees	QIM	10	2	<b>20</b>
<b>5.3</b>	<b>Student Participation and Activities</b>		<b>10</b>	<b>2</b>	<b>20</b>
<b>Criterion V - Student Support and Progression</b>			<b>54</b>	<b>1.11</b>	<b>60</b>
<b>Criterion VI – Governance, Leadership and Management</b>					
<b>6.3</b>	<b>Faculty Empowerment Strategies</b>				
6.3.3	Number of professional development / administrative training Programmes organized by the Institution for teaching and non teaching staff during 2020 - 2021	QnM	8	0	0
6.3.4	Teachers attending professional development Programmes, viz., Orientation Programme, Refresher Course, Short Term Course, Faculty Development Programmes during 2020 - 2021	QnM	10	0	0
<b>6.3</b>	<b>Faculty Empowerment Strategies</b>		<b>18</b>	<b>0</b>	<b>0</b>
<b>Criterion VI – Governance, Leadership and Management</b>			<b>18</b>	<b>0</b>	<b>0</b>
<b>Criterion VII – Institutional Values and Best Practices</b>					
<b>7.1</b>	<b>Institutional Values and Social Responsibilities</b>				
7.1.1	Number of gender equity promotion Programmes organized by the department/club/cell/ unit during 2020 - 2021	QIM	5	0	<b>0</b>

7.1.3	Waste Management steps including: a) Solid waste management b) Liquid waste management c) Biomedical waste management d) E-waste management e) Waste recycling system f) Hazardous chemicals and radioactive waste management	QIM	4	1	4
7.1.4	Rain water harvesting structures and utilization : 1. Rain water harvesting 2. Borewell /Open well recharge 3. Construction of tanks and bunds 4. Waste water recycling 5. Maintenance of water bodies and distribution system in the campus	QnM	4	3	12
7.1.8	Institutional efforts/initiatives in providing an inclusive environment i.e., tolerance and harmony towards cultural, regional, linguistic, communal socioeconomic and other diversities	QIM	5	0	0
7.1.9	Sensitization of students and employees of the Institution to the constitutional obligations: values, rights, duties and responsibilities of citizens	QIM	4	0	0
7.1.11	Institution celebrates / organizes national and international commemorative days, events and festivals	QIM	5	1	5
<b>7.1</b>	<b>Institutional Values and Social Responsibilities</b>		27	0.78	21
<b>7.2</b>	<b>Best Practices</b>				
7.2.1	Describe any one best practice followed by the Department / Cell / Body / Committee / Club/Unit	QIM	30	2	60
<b>7.2</b>	<b>Best Practices</b>		30	2	60
<b>7.3</b>	<b>Institutional Distinctiveness</b>				
7.3.1	Describe/Explain the performance the Department in one area distinctive to its Vision, Priority & Thrust	QIM	20	2	40
<b>7.3</b>	<b>Institutional Distinctiveness</b>		20	2	40
<b>Criterion VII – Institutional Values and Best Practices</b>			77	1.57	121

	<b>Criteria-wise Assessment</b>		<b>Weightage (W)</b>	<b>Score</b>	<b>Wtd Grade Point (WGP)</b>
1	Curricular Aspects		150.00	1.60	240.00
2	Teaching, Learning & Evaluation		230.00	2.09	480.00
3	Research, Innovation & Extension		136.00	0.00	0.00
4	Infrastructure & Learning resources		26.00	0.92	24.00
5	Student Support & Progression		54.00	1.11	60.00
6	Governance, Leadership & Management		18.00	0.00	0.00
7	Institutional values & Best Practices		77.00	1.57	121.00
	<b>Overall:-</b>		<b>691.00</b>	<b>1.34</b>	<b>925.00</b>





## Department : Microbiology

### Academic and Administrative Audit - 2020-2021

#### Strengths and Weaknesses

##### Strengths :

- Feedback System
- Catering to Student Diversity

##### Weaknesses :

- Teacher Profile and Quality
- Curriculum Design and Development
- Teaching - Learning Process
- Student Participation and Activities
- Best Practices
- Institutional Distinctiveness
- Student Performance and Learning Outcomes
- Physical Facilities
- Student Progression
- Curriculum Enrichment
- Institutional Values and Social Responsibilities
- Student Satisfaction Survey
- Academic Flexibility
- Promotion of Research and Facilities
- Resource Mobilization for Research
- Innovation Ecosystem
- Research Publications and Awards
- Consultancy
- Extension Activities
- Collaboration
- Maintenance of Campus Infrastructure
- Student Support
- Faculty Empowerment Strategies





**Scott Christian College (Autonomous)**  
Nagercoil – 629 003, Tamil Nadu, India



**INTERNAL QUALITY ASSURANCE CELL**

# **ACADEMIC & ADMINISTRATIVE AUDIT 2020-2021**

**DEPARTMENT OF  
VISUAL COMMUNICATION**

**GRADE**

**D**

**Score : 1.33/4**

Department : Visual Communication

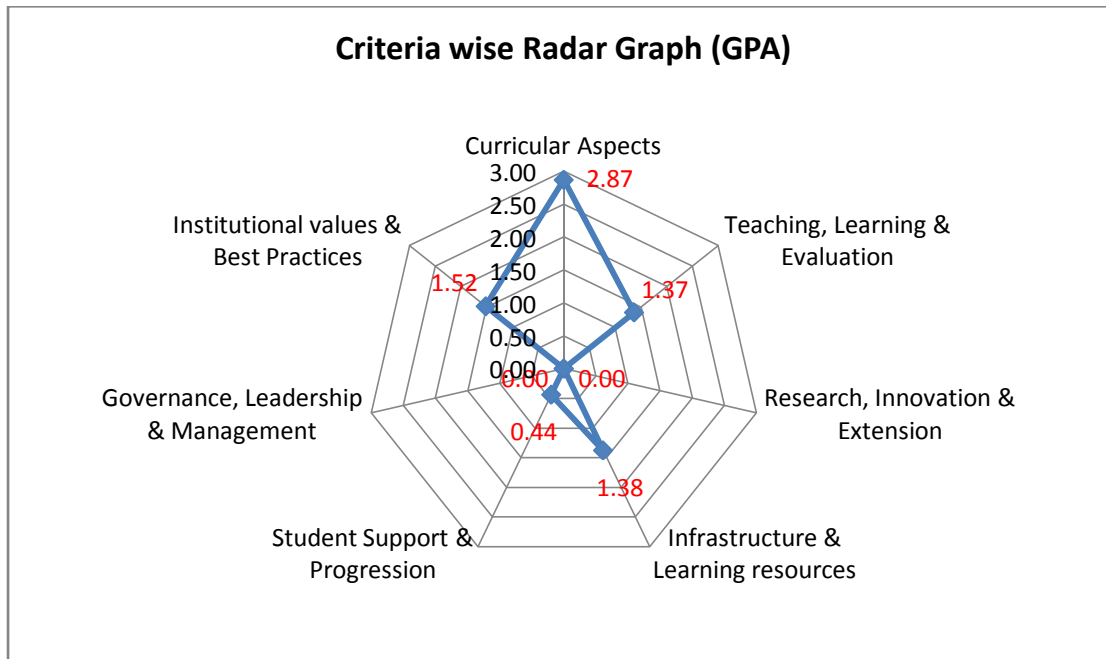
Academic and Administrative Audit - 2020-2021

No	Criteria	Weightage (W1)	Criterion-wise Weighted Grade Point (CrWGP1)	Grade Point Averages (CrWGP <sub>i</sub> /W <sub>i</sub> )
1	Curricular Aspects	150.00	430.00	2.87
2	Teaching, Learning & Evaluation	230.00	315.00	1.37
3	Research, Innovation & Extension	136.00	0.00	0.00
4	Infrastructure & Learning resources	26.00	36.00	1.38
5	Student Support & Progression	54.00	24.00	0.44
6	Governance, Leadership & Management	18.00	0.00	0.00
7	Institutional values & Best Practices	77.00	117.00	1.52
	<b>Total</b>	<b>691.00</b>	<b>922.00</b>	<b>1.33</b>
			<b>CGPA : 1.33</b>	

Dean IQAC

Principal

## Department : Visual Communication



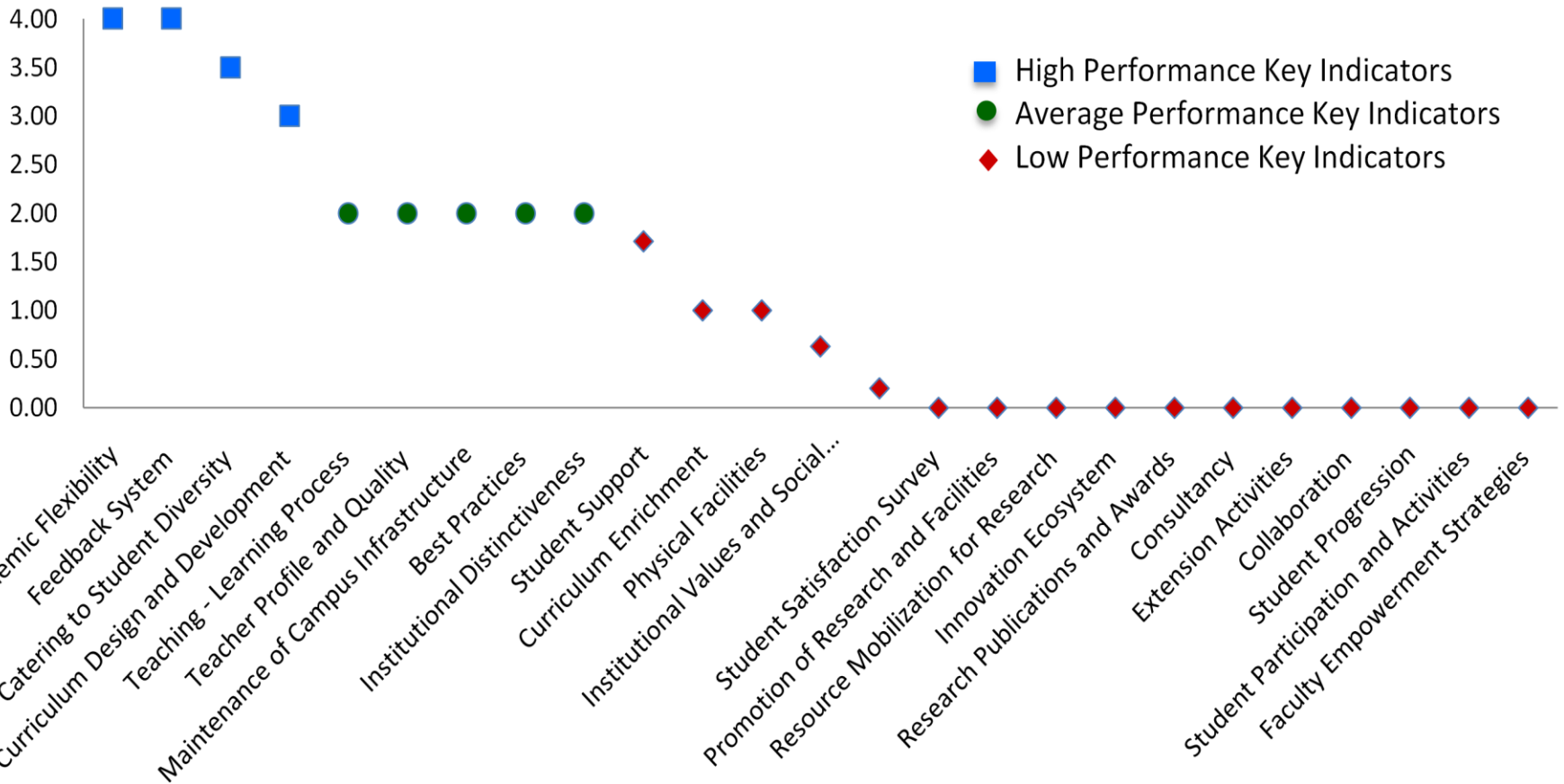
Department : Visual Communication

Academic and Administrative Audit - 2020-2021

No	Criteria and Key Indicators	Key Indicator Weightage (W <sub>i</sub> )	Key Indicator Wise Weighted Grade Points (KIWGP) <sub>i</sub>	Grade Point Averages (CrWGPI/W <sub>i</sub> )
<b>Criterion I – Curricular Aspects</b>				
1.1	Curriculum Design and Development	50	150.00	3.00
1.2	Academic Flexibility	40	160.00	4.00
1.3	Curriculum Enrichment	40	40.00	1.00
1.4	Feedback System	20	80.00	4.00
	<b>Total</b>	<b>150</b>	<b>430.00</b>	<b>2.87</b>
<b>Criterion II – Teaching-Learning and Evaluation</b>				
2.2	Catering to Student Diversity	30	105.00	3.50
2.3	Teaching - Learning Process	50	100.00	2.00
2.4	Teacher Profile and Quality	50	100.00	2.00
2.6	Student Performance and Learning Outcomes	50	10.00	0.20
2.7	Student Satisfaction Survey	50	0.00	0.00
	<b>Total</b>	<b>230</b>	<b>315.00</b>	<b>1.37</b>
<b>Criterion III – Research, Innovations and Extension</b>				
3.1	Promotion of Research and Facilities	6	0.00	0.00
3.2	Resource Mobilization for Research	10	0.00	0.00
3.3	Innovation Ecosystem	10	0.00	0.00
3.4	Research Publications and Awards	30	0.00	0.00

3.5	Consultancy	10	0.00	0.00
3.6	Extension Activities	50	0.00	0.00
3.7	Collaboration	20	0.00	0.00
	<b>Total</b>	<b>136</b>	<b>0.00</b>	<b>0.00</b>
<b>Criterion IV – Infrastructure and Learning Resources</b>				
4.1	Physical Facilities	16	16.00	1.00
4.4	Maintenance of Campus Infrastructure	10	20.00	2.00
	<b>Total</b>	<b>26</b>	<b>36.00</b>	<b>1.38</b>
<b>Criterion V - Student Support and Progression</b>				
5.1	Student Support	14	24.00	1.71
5.2	Student Progression	30	0.00	0.00
5.3	Student Participation and Activities	10	0.00	0.00
	<b>Total</b>	<b>54</b>	<b>24.00</b>	<b>0.44</b>
<b>Criterion VI – Governance, Leadership and Management</b>				
6.3	Faculty Empowerment Strategies	18	0.00	0.00
	<b>Total</b>	<b>18</b>	<b>0.00</b>	<b>0.00</b>
<b>Criterion VII – Institutional Values and Best Practices</b>				
7.1	Institutional Values and Social Responsibilities	27	17.00	0.63
7.2	Best Practices	30	60.00	2.00
7.3	Institutional Distinctiveness	20	40.00	2.00
	<b>Total</b>	<b>77</b>	<b>117.00</b>	<b>1.52</b>
	<b>Grand Total</b>	<b>691</b>	<b>922.00</b>	<b>1.33</b>

**Values Comparison of Metrics in Key Indicators based on Performance (GPA)**





## Scott Christian College (Autonomous), Nagercoil



AAA 2020 - 2021 - Assessment Sheet

Department of Visual Communication

### Qualitative & Quantitative Metrics

Metric	Parameter	QIM/ QnM	Weight age	Score	Wtd. Score
	<b>Criterion I – Curricular Aspects</b>				
<b>1.1</b>	<b>Curriculum Design and Development</b>				
1.1.1	Curricula developed/adopted having Learning Outcomes including Programme Outcomes (Pos), Programme specific outcomes (PSOs) and Course Outcomes (COs) for all the UG, PG and M.Phil programmes offered by the Department and mapped them with syllabus properly.	QIM	20	3	60
1.1.2	List of Programmes where syllabus revision was carried out during 2020 - 2021	QnM	20	4	80
1.1.3	Courses having focus on employability/ entrepreneurship/ skill development during 2020 - 2021	QnM	10	1	10
<b>1.1</b>	<b>Curriculum Design and Development</b>		<b>50</b>	<b>3</b>	<b>150</b>
<b>1.2</b>	<b>Academic Flexibility</b>				
1.2.1	New courses introduced of the total number of courses across all programs offered during 2020 - 2021.	QnM	20	4	80
1.2.2	Programs in which Choice Based Credit System (CBCS)/elective course system has been implemented (2020 - 2021)	QnM	20	4	80
<b>1.2</b>	<b>Academic Flexibility</b>		<b>40</b>	<b>4</b>	<b>160</b>
<b>1.3</b>	<b>Curriculum Enrichment</b>				
1.3.1	List of courses whose syllabus integrate Cross cutting Issues related to Gender/ Environment & Sustainability/Human Values & Professional Ethics.	QIM	10	4	40
1.3.2	List of Value-added courses imparting transferable and life skills offered during 2020 - 2021 with details of the students	QnM	10	0	0

1.3.3	(Average Percentage of students enrolled in the courses under 1.3.2 above) List of Value-added courses imparting transferable and life skills offered during 2020 - 2021 with details of the students	QnM	10	0	0
1.3.4	Details of students undertaking field projects / internships (2020 - 2021)	QnM	10	0	0
<b>1.3</b>	<b>Curriculum Enrichment</b>		40	1	40
<b>1.4</b>	<b>Feedback System</b>				
1.4.1	Structured feedback received from: 1) Students, 2) Teachers, 3) Employers, 4) Alumni 5) Parents, for design and review of syllabus - Semester wise /year wise (Weightage: 10 QnM) Options: A. Any 4 of the above B. Any 3 of the above C. Any 2 of the above D. Any 1 of the above E. None of the above	QnM	10	4	40
1.4.2	Feedback processes of the institution may be classified as follows: A) A. Feedback collected, analysed and action taken and report made available on website B) Feedback collected, analysed and action has been taken C) Feedback collected and analysed D) Feedback collected E) Feedback not obtained	QnM	10	4	40
<b>1.4</b>	<b>Feedback System</b>		20	4	80
<b>Criterion I – Curricular Aspects</b>			150	2.87	430
<b>Criterion II – Teaching-Learning and Evaluation</b>					
<b>2.2</b>	<b>Catering to Student Diversity</b>				
2.2.1	The institution assesses the learning levels of the students, after admission and organises special programs for advanced learners and slow learners	QIM	15	3	45
2.2.2	Student - Full time teacher ratio(current year data)	QnM	15	4	60
<b>2.2</b>	<b>Catering to Student Diversity</b>		30	3.5	105
<b>2.3</b>	<b>Teaching - Learning Process</b>				
2.3.1	Student centric methods, such as experiential learning, participative learning and problem solving methodologies are used for enhancing learning experiences	QIM	15	2	30
2.3.2	Teachers use ICT enabled tools including online resources for effective teaching and learning process	QIM	15	0	0
2.3.3	Ratio of students to mentor for academic and stress related issues (current year data)	QnM	10	4	40



2.3.4	Preparation and adherence to Academic Calendar and Teaching plans by the institution	QIM	10	3	30
<b>2.3</b>	<b>Teaching - Learning Process</b>		50	2	100
<b>2.4</b>	<b>Teacher Profile and Quality</b>				
2.4.1	Full time teachers against sanctioned posts during 2020 - 2021	QnM	15	4	60
2.4.2	Full time teachers with Ph.D. (/ D.M. / M.Ch. / D.N.B Super speciality / D.Sc. / D.Litt. )during 2020 - 2021	QnM	20	2	40
2.4.3	Teaching experience of full time teachers in same institution number of years (current year data)	QnM	15	0	0
<b>2.4</b>	<b>Teacher Profile and Quality</b>		50	2	100
<b>2.6</b>	<b>Student Performance and Learning Outcomes</b>				
2.6.1	i) Provide the web link displaying Programme Outcomes(PO)/Programme Specific Outcomes (PSO) / Course Outcomes (CO) for all programmes offered by the Department.	QIM	20	0	0
2.6.2	Evaluation of attainment of PO, PSO & CO	QIM	10	1	10
2.6.3	Passed out details of final year students	QnM	20	0	0
<b>2.6</b>	<b>Student Performance and Learning Outcomes</b>		50	0.2	10
<b>2.7</b>	<b>Student Satisfaction Survey</b>				
2.7.1	Online student satisfaction survey (SSS) regarding to teaching learning process.	QnM	50	0	0
<b>2.7</b>	<b>Student Satisfaction Survey</b>		50	0	0
<b>Criterion II – Teaching-Learning and Evaluation</b>			230	1.37	315
<b>Criterion III – Research, Innovations and Extension</b>					
<b>3.1</b>	<b>Promotion of Research and Facilities</b>				
3.1.3	Number of teachers awarded national/international fellowship for advanced studies/ research during 2020 - 2021	QnM	6	0	0
<b>3.1</b>	<b>Promotion of Research and Facilities</b>		6	0	0
<b>3.2</b>	<b>Resource Mobilization for Research</b>				
3.2.1	Grants for research projects sponsored by the government, non-government sources such as industry, corporate houses, international bodies, endowments, Chairs in the institution during 2020 - 2021	QnM	2	0	0

3.2.2	Number of teachers having research projects during the 2020 - 2021	QnM	2	0	0
3.2.3	Teachers recognised as research guides	QnM	3	0	0
3.2.4	Number of research projects per teacher funded by government and non-government agencies during 2020 - 2021	QnM	3	0	0
<b>3.2</b>	<b>Resource Mobilization for Research</b>		10	0	0
<b>3.3</b>	<b>Innovation Ecosystem</b>				
3.3.1	What are the innovation done by the Department / Club including Incubation Centre and other initiatives for creation and transfer of knowledge?	QIM	5	0	0
3.3.2	Number of workshops/seminars conducted on Research Methodology, Intellectual Property Rights (IPR) and entrepreneurship and skills development Industry-Academia Innovative practices during 2020 - 2021	QnM	5	0	0
<b>3.3</b>	<b>Innovation Ecosystem</b>		10	0	0
<b>3.4</b>	<b>Research Publications and Awards</b>				
3.4.1	The institution has a stated Code of Ethics to check malpractices and plagiarism in Research	QnM	5	0	0
3.4.2	Number of Ph.D.s registered per teacher during 2020 - 2021	QnM	5	0	0
3.4.3	Number of research papers per teacher in the Journals notified on UGC website during 2020 - 2021	QnM	5	0	0
3.4.4	Number of books and chapters in edited volumes / books published, and papers in national/international conference - proceedings per teacher during 2020 - 2021	QnM	5	0	0
3.4.5	Bibliometrics of the publications during 2020 - 2021 based on average citation index in Scopus/ Web of Science or Pub Med/ Indian Citation Index	QnM	5	0	0
3.4.6	Bibliometrics of the publications during 2020-21 based on Scopus/ Web of Science – h-index of the Department	QnM	5	0	0
<b>3.4</b>	<b>Research Publications and Awards</b>		30	0	0
<b>3.5</b>	<b>Consultancy</b>				
3.5.1	Revenue generated from consultancy corporate training during 2020 - 2021	QnM	5	0	0

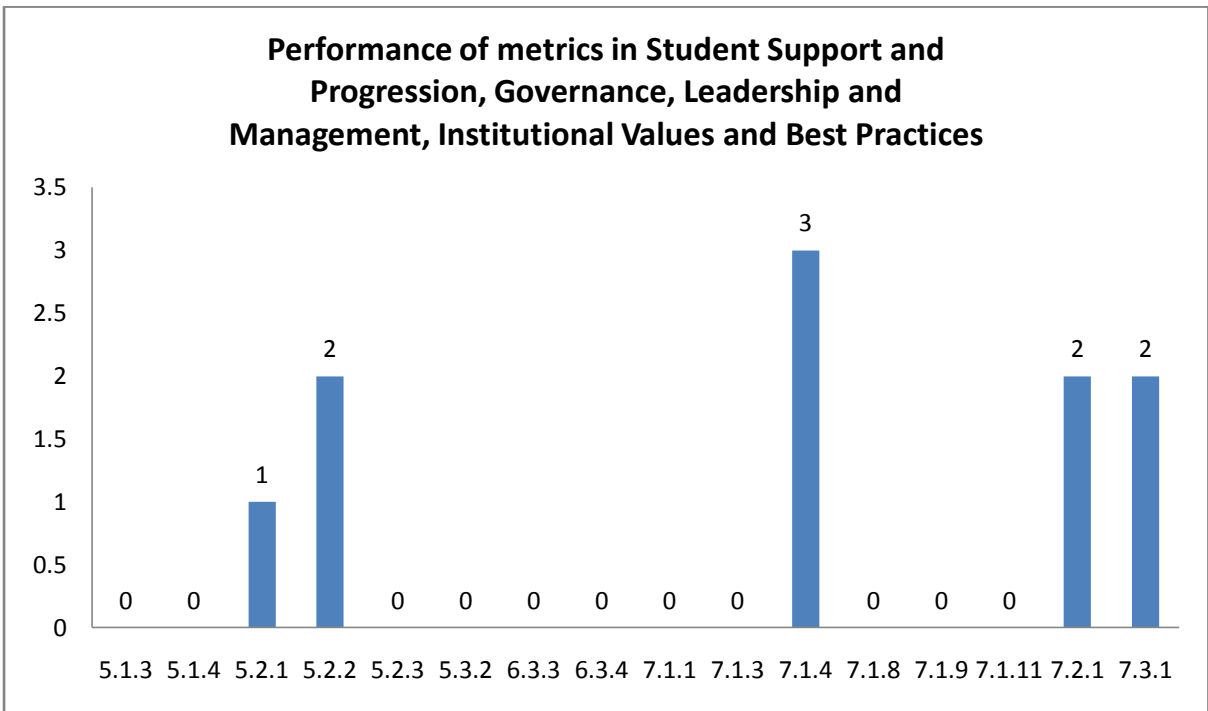
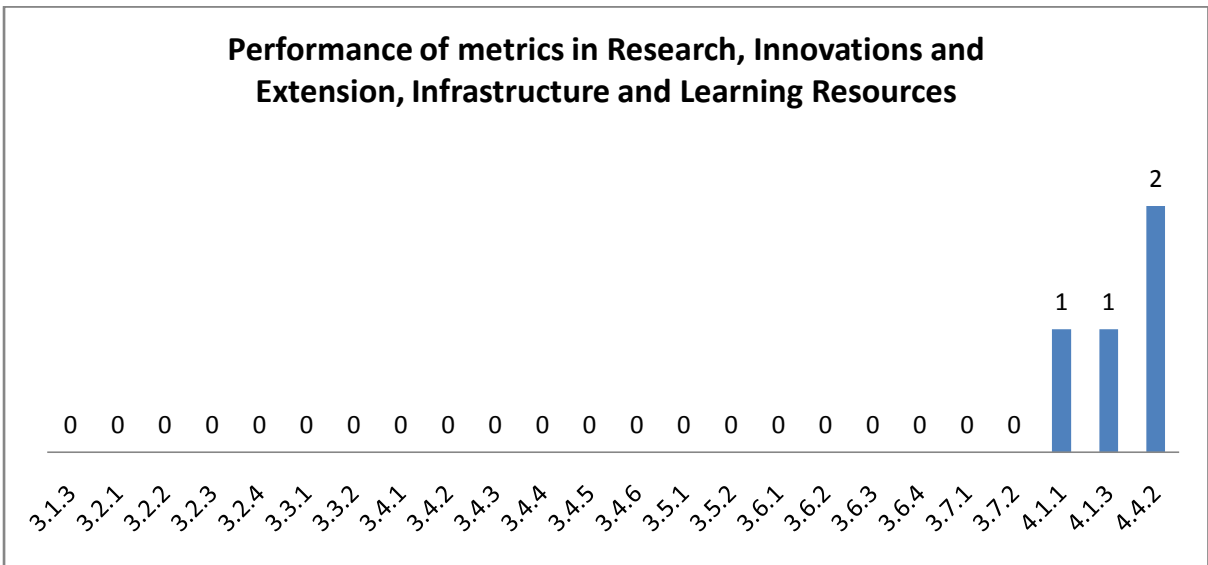
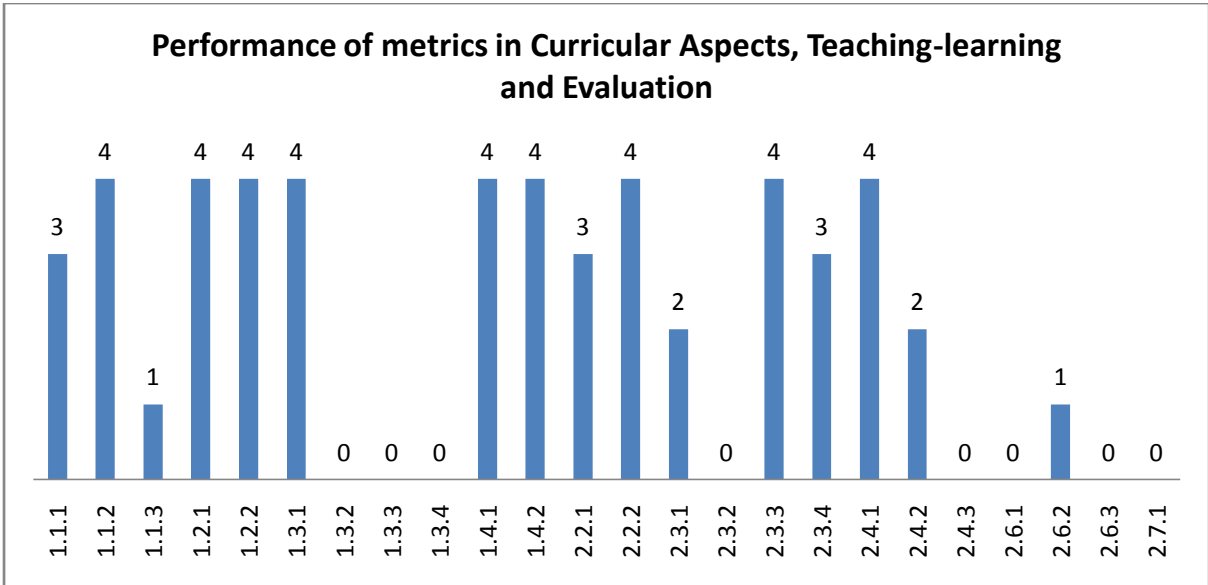
3.5.2	Amount spent on developing facilities, training teachers and staff for undertaking consultancy during 2020 - 2021 (in Lakhs)	QnM	5	0	0
<b>3.5</b>	<b>Consultancy</b>		10	0	0
<b>3.6</b>	<b>Extension Activities</b>				
3.6.1	What are the Extension activities in the neighborhood community in terms of impact and sensitizing students to social issues and holistic development during 2020 - 2021?	QIM	10	0	0
3.6.2	Number of awards and recognition received for extension activities from Government /recognized bodies during 2020 - 2021	QnM	15	0	0
3.6.3	Number of extension and outreach Programmes conducted in collaboration with industry, community and Non- Government Organizations through NSS/NCC/Red cross/YRC etc., during 2020 - 2021	QnM	10	0	0
3.6.4	Students participating in extension activities with Government Organizations, Non-Government Organizations and Programmes such as Swachh Bharat, Aids Awareness, Gender Issue, etc. during 2020 - 2021	QnM	15	0	0
<b>3.6</b>	<b>Extension Activities</b>		50	0	0
<b>3.7</b>	<b>Collaboration</b>				
3.7.1	Number of Collaborative activities for research, faculty exchange, student exchange / internship/ on –the-job training/ project work	QnM	10	0	0
3.7.2	Number of functional MoUs with institutions of national, international importance, other universities, industries, corporate houses etc. during 2020 - 2021	QnM	10	0	0
<b>3.7</b>	<b>Collaboration</b>		20	0	0
<b>Criterion III – Research, Innovations and Extension</b>			136	0	0
<b>Criterion IV – Infrastructure and Learning Resources</b>					
<b>4.1</b>	<b>Physical Facilities</b>				
4.1.1	The institution has adequate facilities for teaching – learning, viz., classrooms, laboratories, computing equipment, etc.	QIM	6	1	6
4.1.3	Percentage of classrooms and seminar halls with ICT – enabled facilities such as smart class, LMS, etc.	QnM	10	1	10
<b>4.1</b>	<b>Physical Facilities</b>		16	1	16

<b>4.4</b>	<b>Maintenance of Campus Infrastructure</b>				
4.4.2	Provide the Service/Maintenance Record	QIM	10	2	20
<b>4.4</b>	<b>Maintenance of Campus Infrastructure</b>		10	2	20
<b>Criterion IV – Infrastructure and Learning Resources</b>			26	1.38	36
<b>Criterion V - Student Support and Progression</b>					
<b>5.1</b>	<b>Student Support</b>				
5.1.3	Number of capability enhancement and development schemes 1. Soft skills 2. Language and communication skills 3. Life skills (Yoga, physical fitness, health and hygiene) 4. Awareness of trends in technology (Opt one)	QnM	8	3	24
5.1.4	Students benefited by guidance for competitive examinations and career counseling offered by the institution during 2020 - 2021	QnM	6	0	0
<b>5.1</b>	<b>Student Support</b>		14	1.71	24
<b>5.2</b>	<b>Student Progression</b>				
5.2.1	Placement of outgoing students during 2020 - 2021	QnM	10	0	0
5.2.2	Student progression to higher education (previous graduating batch i.e., 2020 - 2021)	QnM	10	0	0
5.2.3	Students qualifying in state/ national/ international level examinations during 2020 - 2021 (eg: NET/ SLET/GATE/GMAT /CAT, GRE/TOFEL/Civil Services/State government examinations)	QnM	10	0	0
<b>5.2</b>	<b>Student Progression</b>		30	0	0
<b>5.3</b>	<b>Student Participation and Activities</b>				
5.3.2	Presence of an active Student Council & representation of students on academic & administrative bodies/committees	QIM	10	0	0
<b>5.3</b>	<b>Student Participation and Activities</b>		10	0	0
<b>Criterion V - Student Support and Progression</b>			54	0.44	24
<b>Criterion VI – Governance, Leadership and Management</b>					
<b>6.3</b>	<b>Faculty Empowerment Strategies</b>				
6.3.3	Number of professional development / administrative training Programmes organized by the Institution for teaching and non teaching staff during 2020 - 2021	QnM	8	0	0

6.3.4	Teachers attending professional development Programmes, viz., Orientation Programme, Refresher Course, Short Term Course, Faculty Development Programmes during 2020 - 2021	QnM	10	0	0
<b>6.3</b>	<b>Faculty Empowerment Strategies</b>		18	0	0
<b>Criterion VI – Governance, Leadership and Management</b>			18	0	0
<b>Criterion VII – Institutional Values and Best Practices</b>					
<b>7.1</b>	<b>Institutional Values and Social Responsibilities</b>				
7.1.1	Number of gender equity promotion Programmes organized by the department/club/cell/ unit during 2020 - 2021	QIM	5	0	0
7.1.3	Waste Management steps including: a) Solid waste management b) Liquid waste management c) Biomedical waste management d) E-waste management e) Waste recycling system f) Hazardous chemicals and radioactive waste management	QIM	4	0	0
7.1.4	Rain water harvesting structures and utilization : 1. Rain water harvesting 2. Borewell /Open well recharge 3. Construction of tanks and bunds 4. Waste water recycling 5. Maintenance of water bodies and distribution system in the campus	QnM	4	3	12
7.1.8	Institutional efforts/initiatives in providing an inclusive environment i.e., tolerance and harmony towards cultural, regional, linguistic, communal socioeconomic and other diversities	QIM	5	0	0
7.1.9	Sensitization of students and employees of the Institution to the constitutional obligations: values, rights, duties and responsibilities of citizens	QIM	4	0	0
7.1.11	Institution celebrates / organizes national and international commemorative days, events and festivals	QIM	5	1	5
<b>7.1</b>	<b>Institutional Values and Social Responsibilities</b>		27	0.63	17
<b>7.2</b>	<b>Best Practices</b>				
7.2.1	Describe any one best practice followed by the Department / Cell / Body / Committee / Club/Unit	QIM	30	2	60
<b>7.2</b>	<b>Best Practices</b>		30	2	60

<b>7.3</b>	<b>Institutional Distinctiveness</b>				
7.3.1	Describe/Explain the performance the Department in one area distinctive to its Vision, Priority & Thrust	QIM	20	2	40
<b>7.3</b>	<b>Institutional Distinctiveness</b>		20	2	40
<b>Criterion VII – Institutional Values and Best Practices</b>			77	1.52	117
	<b>Criteria-wise Assessment</b>		<b>Weight age (W)</b>	<b>Score</b>	<b>Wtd Grade Point (WGP)</b>
1	Curricular Aspects		150.00	2.87	430.00
2	Teaching, Learning & Evaluation		230.00	1.37	315.00
3	Research, Innovation & Extension		136.00	0.00	0.00
4	Infrastructure & Learning resources		26.00	1.38	36.00
5	Student Support & Progression		54.00	0.44	24.00
6	Governance, Leadership & Management		18.00	0.00	0.00
7	Institutional values & Best Practices		77.00	1.52	117.00
	<b>Overall:-</b>		691.00	1.33	922.00





**Department : Visual Communication**

**Academic and Administrative Audit - 2020-2021**

**Strengths and Weaknesses**

**Strengths :**

- Academic Flexibility
- Feedback System
- Catering to Student Diversity
- Curriculum Design and Development

**Weaknesses :**

- Teaching - Learning Process
- Teacher Profile and Quality
- Maintenance of Campus Infrastructure
- Best Practices
- Institutional Distinctiveness
- Student Support
- Curriculum Enrichment
- Physical Facilities
- Institutional Values and Social Responsibilities
- Student Performance and Learning Outcomes
- Student Satisfaction Survey
- Promotion of Research and Facilities
- Resource Mobilization for Research
- Innovation Ecosystem
- Research Publications and Awards
- Consultancy
- Extension Activities
- Collaboration
- Student Progression
- Student Participation and Activities
- Faculty Empowerment Strategies





**Scott Christian College (Autonomous)**  
Nagercoil – 629 003, Tamil Nadu, India



**INTERNAL QUALITY ASSURANCE CELL**

# **ACADEMIC & ADMINISTRATIVE AUDIT 2020-2021**

## **CONTROLLER OF EXAMINATIONS**

**GRADE**

**B +**

**Score : 2.67/4**

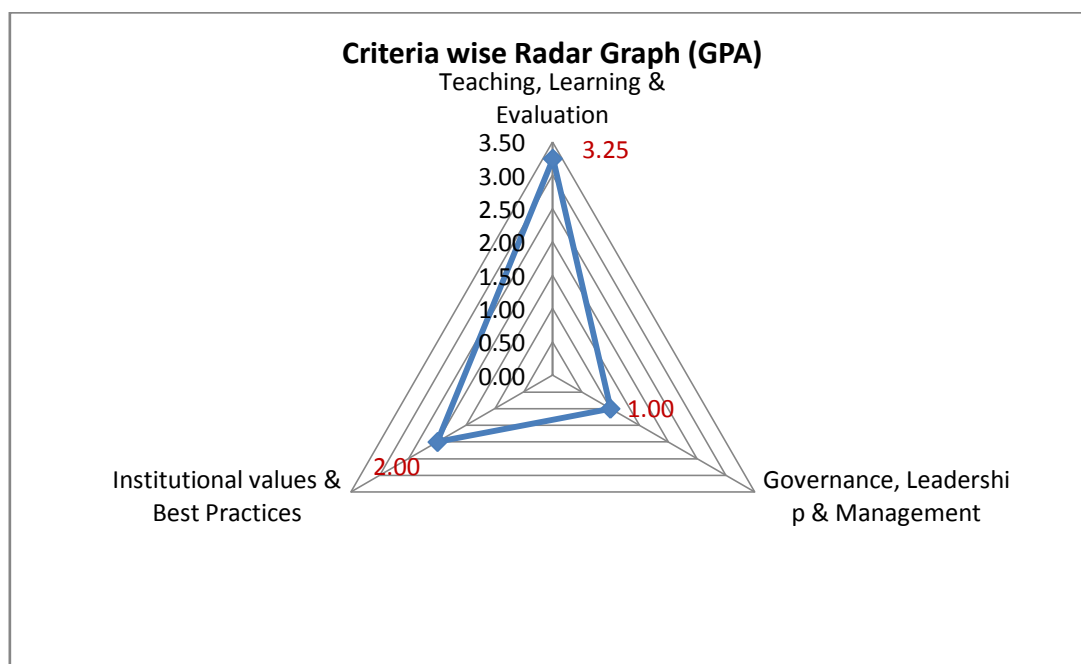
**Unit / Cell / Club: Controller of Examinations**

**Academic and Administrative Audit - 2020-2021**

No	Criteria	Weightage (W1)	Criterion-wise Weighted Grade Point (CrWGP1)	Grade Point Averages (CrWGP <sub>i</sub> /W <sub>i</sub> )
1	Curricular Aspects	-	-	-
2	Teaching, Learning & Evaluation	80.00	260.00	3.25
3	Research, Innovation & Extension	-	-	-
4	Infrastructure & Learning resources	-	-	-
5	Student Support & Progression	-	-	-
6	Governance, Leadership & Management	8.00	8.00	1.00
7	Institutional values & Best Practices	50.00	100.00	2.00
	<b>Total</b>	<b>138.00</b>	<b>368.00</b>	<b>2.67</b>
	<b>CGPA : 2.67</b>			

Dean IQAC

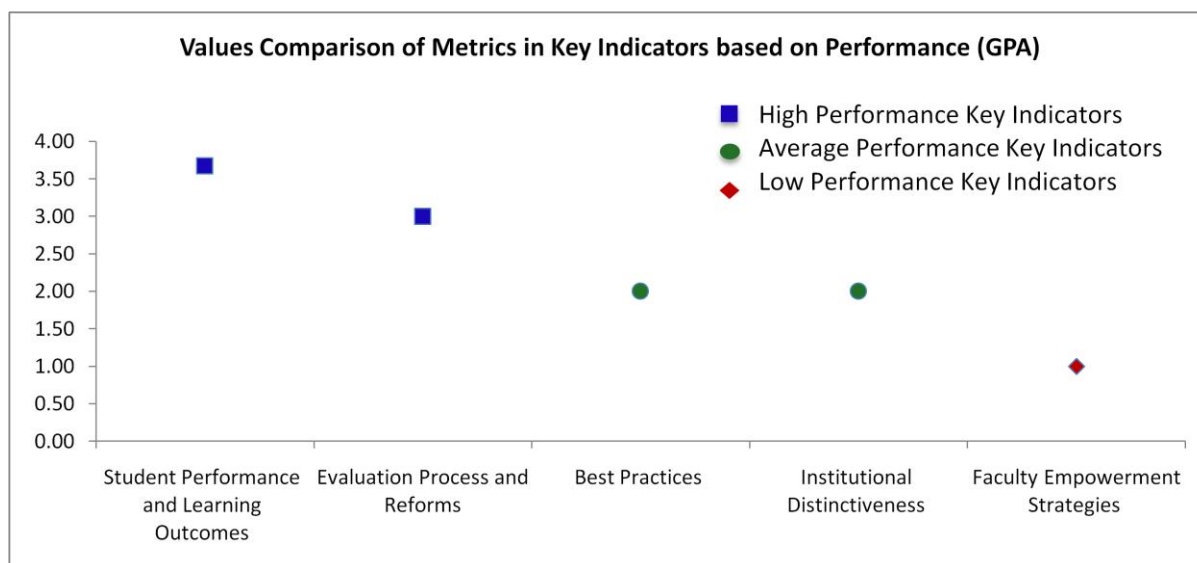
Principal



## Unit / Cell / Club: Controller of Examinations

### Academic and Administrative Audit - 2020-2021

No	Criteria and Key Indicators	Key Indicator Weightage (W <sub>i</sub> )	Key Indicator Wise Weighted Grade Points (KIWGP) <sub>i</sub>	Grade Point Averages (CrWGPI/Wi)
<b>Criterion II – Teaching-Learning and Evaluation</b>				
2.5	Evaluation Process and Reforms	50	150.00	3.00
2.6	Student Performance and Learning Outcomes	30	110.00	3.67
	<b>Total</b>	<b>80</b>	<b>260.00</b>	<b>3.25</b>
<b>Criterion VI – Governance, Leadership and Management</b>				
6.3	Faculty Empowerment Strategies	8	8.00	1.00
	<b>Total</b>	<b>8</b>	<b>8.00</b>	<b>1.00</b>
<b>Criterion VII – Institutional Values and Best Practices</b>				
7.2	Best Practices	30	60.00	2.00
7.3	Institutional Distinctiveness	20	40.00	2.00
	<b>Total</b>	<b>50</b>	<b>100.00</b>	<b>2.00</b>
	<b>Grand Total</b>	<b>138</b>	<b>368.00</b>	<b>2.67</b>





## Scott Christian College (Autonomous), Nagercoil

AAA 2020-2021 - Assessment Sheet

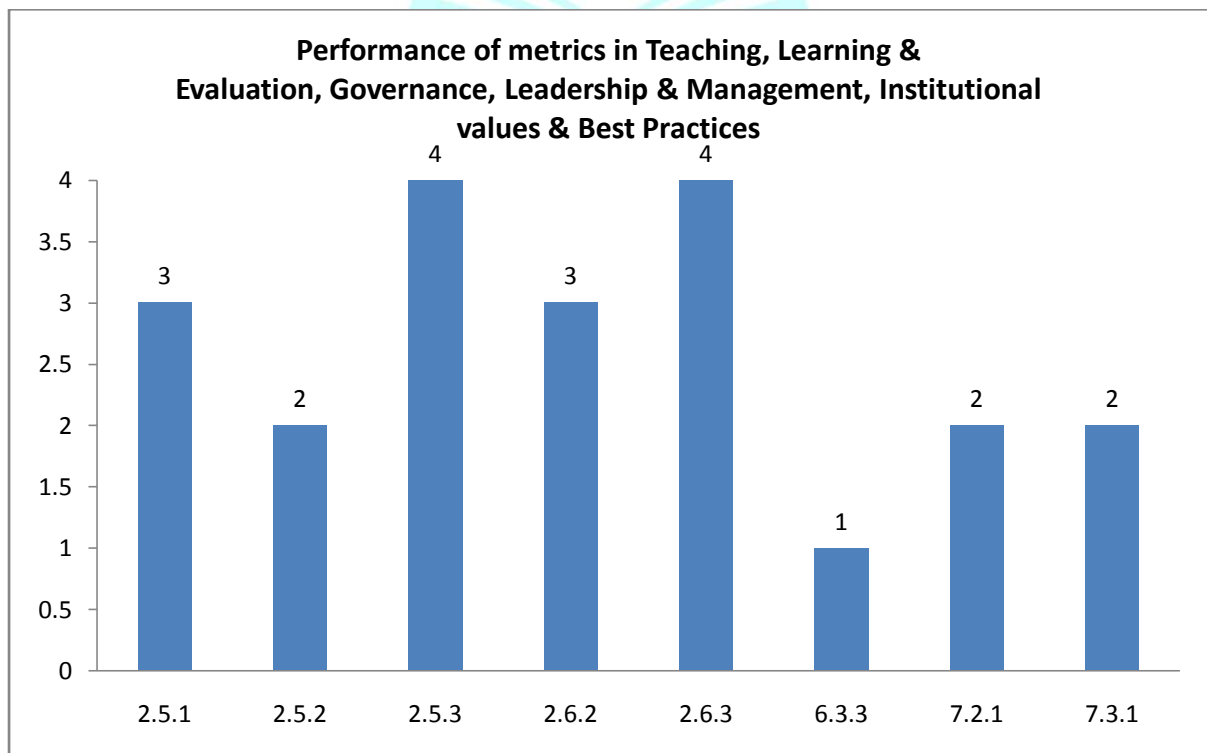
Controller of Examinations



### Qualitative & Quantitative Metrics

Metric	Parameter	QIM/ QnM	Weightage	Score	Wtd. Score
<b>Criterion II – Teaching-Learning and Evaluation</b>					
<b>2.5</b>	<b>Evaluation Process and Reforms</b>				
2.5.1	Number of days from the date of last semester-end/ year- end examination till the declaration of results during 2020-2021	QnM	20	3	60
2.5.2	Student complaints/grievances about evaluation against total number appeared in the examinations	QnM	15	2	30
2.5.3	IT integration and reforms in the examination procedures and processes including Continuous Internal Assessment (CIA) have brought in considerable improvement in Examination Management System (EMS) of the Institution	QIM	15	4	60
<b>2.5</b>	<b>Evaluation Process and Reforms</b>		<b>50</b>	<b>3</b>	<b>150</b>
<b>2.6</b>	<b>Student Performance and Learning Outcomes</b>				
2.6.2	Evaluation of attainment of PO, PSO & CO	QIM	10	3	30
2.6.3	Passed out details of final year students	QnM	20	4	80
<b>2.6</b>	<b>Student Performance and Learning Outcomes</b>		<b>30</b>	<b>3.67</b>	<b>110</b>
<b>Criterion II – Teaching-Learning and Evaluation</b>			<b>80</b>	<b>3.25</b>	<b>260</b>
<b>Criterion VI – Governance, Leadership and Management</b>					
<b>6.3</b>	<b>Faculty Empowerment Strategies</b>				
6.3.3	Number of professional development / administrative training Programmes organized by the Institution for teaching and non teaching staff during 2020-2021	QnM	8	1	8
<b>6.3</b>	<b>Faculty Empowerment Strategies</b>		<b>8</b>	<b>1</b>	<b>8</b>
<b>Criterion VI – Governance, Leadership and Management</b>			<b>8</b>	<b>1</b>	<b>8</b>

Criterion VII – Institutional Values and Best Practices					
<b>7.2</b>	<b>Best Practices</b>				
7.2.1	Describe any one best practice followed by the Department / Cell / Body / Committee / Club/Unit	QIM	30	2	60
<b>7.2</b>	<b>Best Practices</b>		30	2	60
<b>7.3</b>	<b>Institutional Distinctiveness</b>				
7.3.1	Describe/Explain the performance the Department in one area distinctive to its Vision, Priority & Thrust	QIM	20	2	40
<b>7.3</b>	<b>Institutional Distinctiveness</b>		20	2	40
<b>Criterion VII – Institutional Values and Best Practices</b>			50	2	100
	<b>Criteria-wise Assessment</b>		<b>Weightage (W)</b>	<b>Score</b>	<b>Wtd Grade Point (WGP)</b>
2	Teaching, Learning & Evaluation		80.00	3.25	260.00
6	Governance, Leadership & Management		8.00	1.00	8.00
7	Institutional values & Best Practices		50.00	2.00	100.00
	<b>Overall:-</b>		138.00	2.67	368.00



**Unit / Cell / Club: Controller of Examinations**

**Academic and Administrative Audit - 2020-2021**

**Strengths and Weaknesses**

**Strengths :**

- Student Performance and Learning Outcomes
- Evaluation Process and Reforms

**Weaknesses :**

- Best Practices
- Institutional Distinctiveness
- Faculty Empowerment Strategies





**Scott Christian College (Autonomous)**  
Nagercoil – 629 003, Tamil Nadu, India

**INTERNAL QUALITY ASSURANCE CELL**



# **ACADEMIC & ADMINISTRATIVE AUDIT 2020-2021**

## **LIBRARY**

**GRADE**

**B**

**Score : 2.21/4**

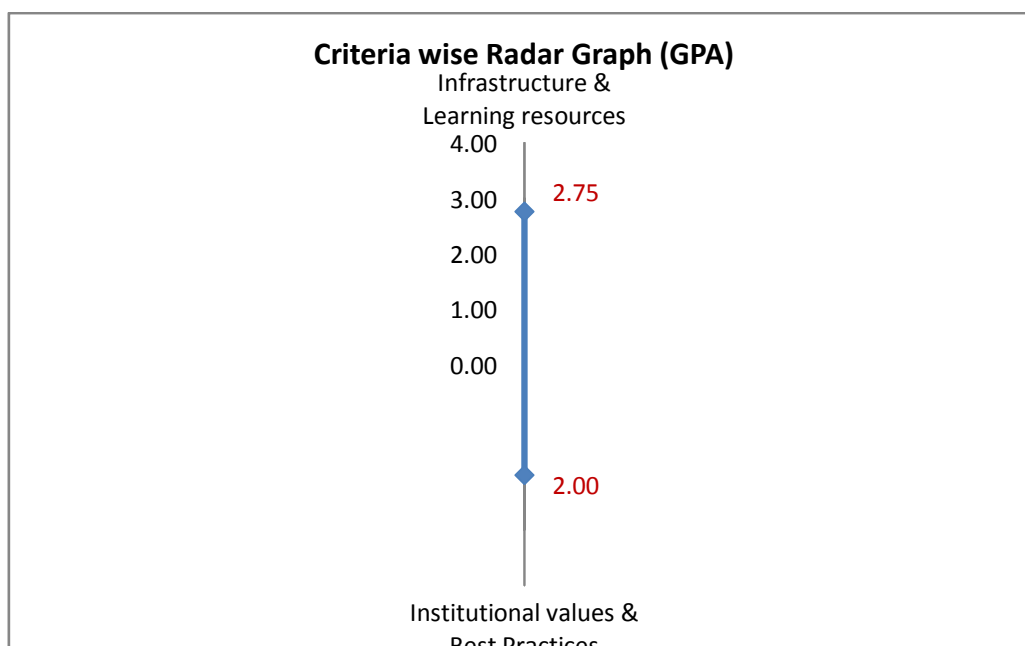
**Unit / Cell / Club: Library**

**Academic and Administrative Audit - 2020-2021**

No	Criteria	Weightage (W1)	Criterion-wise Weighted Grade Point (CrWGP1)	Grade Point Averages (CrWGP <sub>i</sub> /W <sub>i</sub> )
1	Curricular Aspects	-	-	-
2	Teaching, Learning & Evaluation	-	-	-
3	Research, Innovation & Extension	-	-	-
4	Infrastructure & Learning resources	20.00	55.00	2.75
5	Student Support & Progression	-	-	-
6	Governance, Leadership & Management	-	-	-
7	Institutional values & Best Practices	50.00	100.00	2.00
	<b>Total</b>	<b>70.00</b>	<b>155.00</b>	<b>2.21</b>
	<b>CGPA : 2.21</b>			

Dean IQAC

Principal

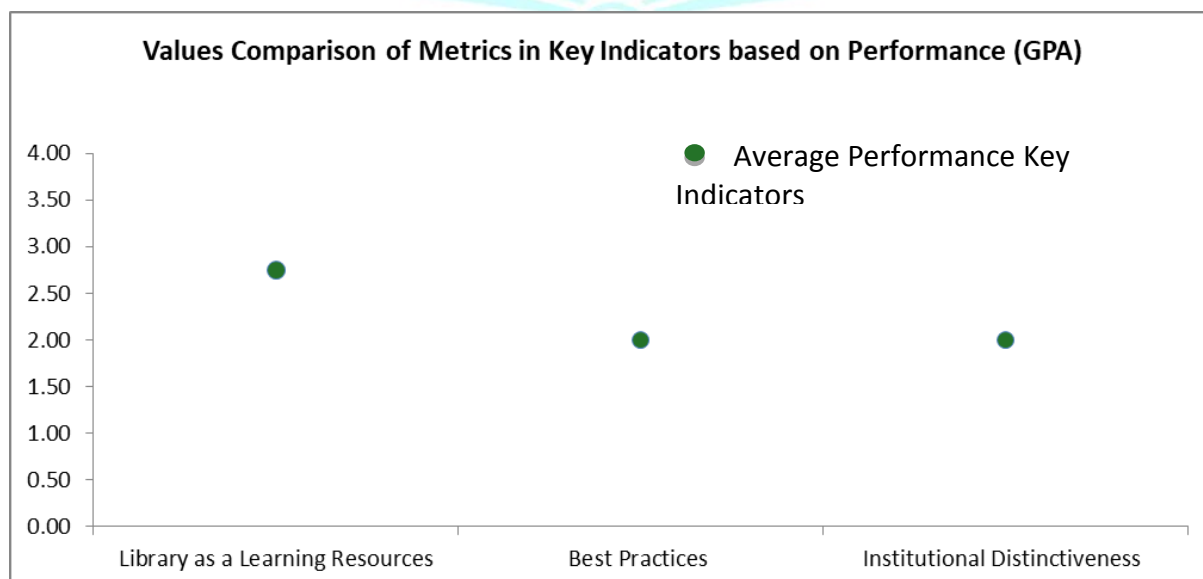




**Unit / Cell / Club: Library**

**Academic and Administrative Audit - 2020-2021**

No	Criteria and Key Indicators	Key Indicator Weightage (W <sub>i</sub> )	Key Indicator Wise Weighted Grade Points (KIWGP) <sub>i</sub>	Grade Point Averages (CrWGPi/Wi)
<b>Criterion IV – Infrastructure and Learning Resources</b>				
4.2	Library as a Learning Resources	20	55.00	2.75
	<b>Total</b>	<b>20</b>	<b>55.00</b>	<b>2.75</b>
<b>Criterion VII – Institutional Values and Best Practices</b>				
7.2	Best Practices	30	60.00	2.00
7.3	Institutional Distinctiveness	20	40.00	2.00
	<b>Total</b>	<b>50</b>	<b>100.00</b>	<b>2.00</b>
	<b>Grand Total</b>	<b>70</b>	<b>155.00</b>	<b>2.21</b>



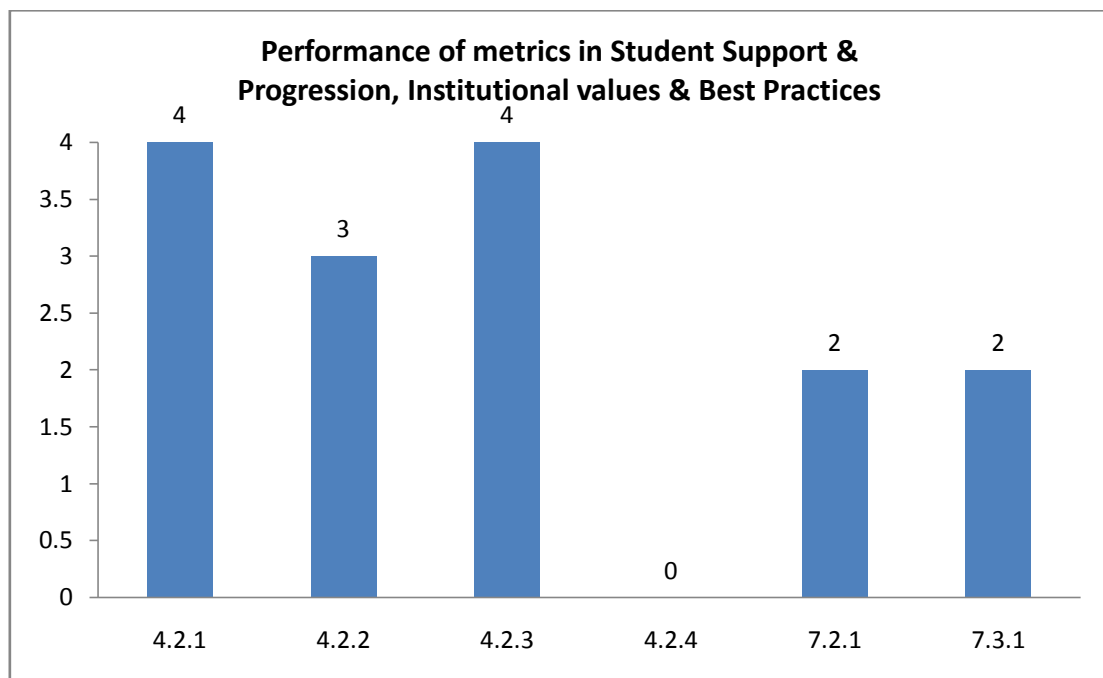


Library

Qualitative & Quantitative Metrics

Metric	Parameter	QIM/ QnM	Weightage	Score	Wtd. Score
<b>Criterion IV – Infrastructure and Learning Resources</b>					
<b>4.2</b>	<b>Library as a Learning Resources</b>				
4.2.1	Provide the details of Integrated library Management System (ILMS)	QIM	5	4	20
4.2.2	Does the institution have the following: 1. e – journals 2. e-ShodhSindhu 3. Shodhganga membership 4. e-books 5. Databases 6. Remote access to e-resources	QnM	5	3	15
4.2.3	Annual expenditure for purchase of books / e-books and subscription to journals/e-journals during 2020-2021	QnM	5	4	20
4.2.4	Usage of library by teachers and students (2020-2021)	QnM	5	0	0
<b>4.2</b>	<b>Library as a Learning Resources</b>		<b>20</b>	<b>2.75</b>	<b>55</b>
<b>Criterion IV – Infrastructure and Learning Resources</b>			<b>20</b>	<b>2.75</b>	<b>55</b>
<b>Criterion VII – Institutional Values and Best Practices</b>					
<b>7.2</b>	<b>Best Practices</b>				
7.2.1	Describe any one best practice followed by the Department / Cell / Body / Committee / Club/Unit	QIM	30	2	60
<b>7.2</b>	<b>Best Practices</b>		<b>30</b>	<b>2</b>	<b>60</b>
<b>7.3</b>	<b>Institutional Distinctiveness</b>				
7.3.1	Describe/Explain the performance the Department in one area distinctive to its Vision, Priority & Thrust	QIM	20	2	40
<b>7.3</b>	<b>Institutional Distinctiveness</b>		<b>20</b>	<b>2</b>	<b>40</b>
<b>Criterion VII – Institutional Values and Best Practices</b>			<b>50</b>	<b>2</b>	<b>100</b>

	<b>Criteria-wise Assessment</b>		<b>Weightage (W)</b>	<b>Score</b>	<b>Wtd Grade Point (WGP)</b>
4	Infrastructure & Learning resources		20.00	2.75	55.00
7	Institutional values & Best Practices		50.00	2.00	100.00
	<b>Overall:-</b>		<b>70.00</b>	<b>2.21</b>	<b>155.00</b>



**Unit / Cell / Club: Library**

**Academic and Administrative Audit - 2020-2021**

**Strengths and Weaknesses**

**Strengths : Nil**

**Weaknesses :**

- Library as a Learning Resources
- Best Practices
- Institutional Distinctiveness





**Scott Christian College (Autonomous)**  
Nagercoil – 629 003, Tamil Nadu, India



**INTERNAL QUALITY ASSURANCE CELL**

# **ACADEMIC & ADMINISTRATIVE AUDIT 2020-2021**

## **IQAC**

**GRADE**



**Score : 3.17/4**

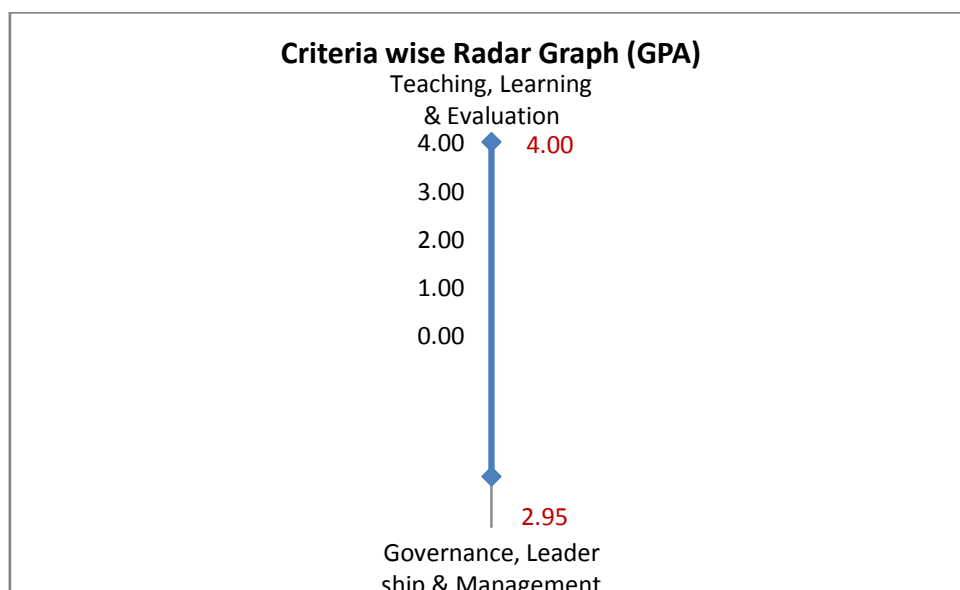
**Unit / Cell / Club: IQAC**

**Academic and Administrative Audit - 2020-2021**

No	Criteria	Weightage (W1)	Criterion-wise Weighted Grade Point (CrWGP1)	Grade Point Averages (CrWGP <sub>i</sub> /W <sub>i</sub> )
1	Curricular Aspects	-	-	-
2	Teaching, Learning & Evaluation	10.00	40.00	4.00
3	Research, Innovation & Extension	-	-	-
4	Infrastructure & Learning resources	-	-	-
5	Student Support & Progression	-	-	-
6	Governance, Leadership & Management	38.00	112.00	2.95
7	Institutional values & Best Practices	-	-	-
	<b>Total</b>	<b>48.00</b>	<b>152.00</b>	<b>3.17</b>
	<b>CGPA : 3.17</b>			

Dean IQAC

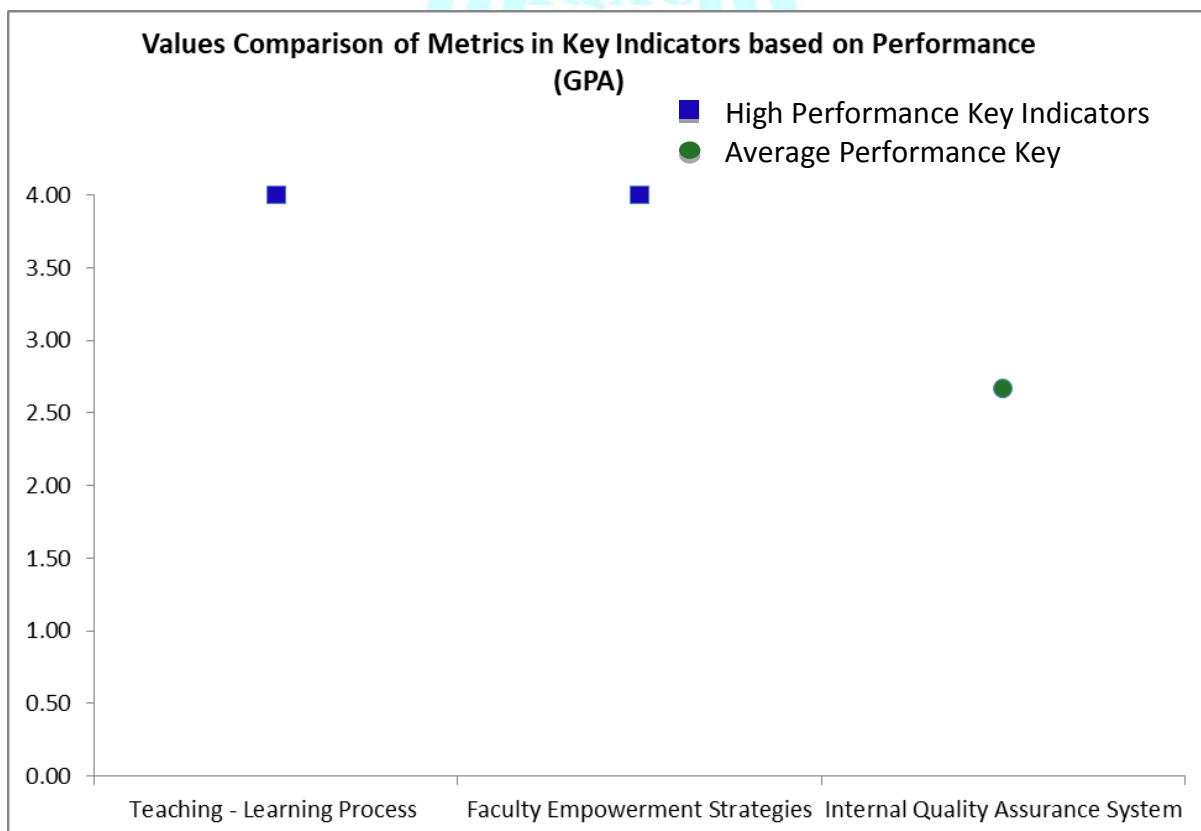
Principal



Unit / Cell / Club: IQAC

Academic and Administrative Audit - 2020-2021

No	Criteria and Key Indicators	Key Indicator Weightage (W <sub>i</sub> )	Key Indicator Wise Weighted Grade Points (KIWGP) <sub>i</sub>	Grade Point Averages (CrWGPI/W <sub>i</sub> )
<b>Criterion II – Teaching-Learning and Evaluation</b>				
2.3	Teaching - Learning Process	10	40.00	4.00
	<b>Total</b>	<b>10</b>	<b>40.00</b>	<b>4.00</b>
<b>Criterion VI – Governance, Leadership and Management</b>				
6.3	Faculty Empowerment Strategies	8	32.00	4.00
6.5	Internal Quality Assurance System	30	80.00	2.67
	<b>Total</b>	<b>38</b>	<b>112.00</b>	<b>2.95</b>
	<b>Grand Total</b>	<b>48</b>	<b>152.00</b>	<b>3.17</b>





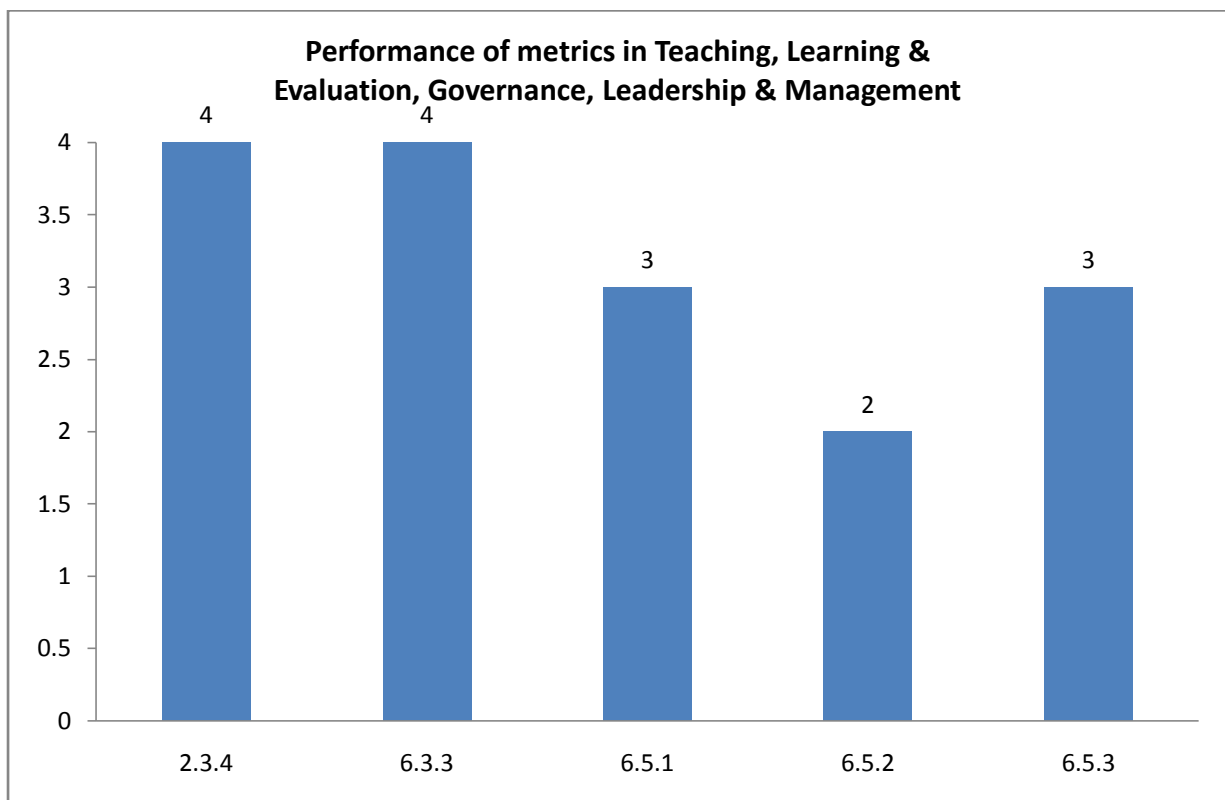
IQAC

Qualitative & Quantitative Metrics

Metric	Parameter	QIM/ QnM	Weightage	Score	Wtd. Score
<b>Criterion II – Teaching-Learning and Evaluation</b>					
<b>2.3</b>	<b>Teaching - Learning Process</b>				
2.3.4	Preparation and adherence to Academic Calendar and Teaching plans by the institution	QIM	10	4	40
<b>2.3</b>	<b>Teaching - Learning Process</b>		10	4	40
<b>Criterion II – Teaching-Learning and Evaluation</b>					
<b>Criterion VI – Governance, Leadership and Management</b>					
<b>6.3</b>	<b>Faculty Empowerment Strategies</b>				
6.3.3	Number of professional development / administrative training Programmes organized by the Institution for teaching and non teaching staff during 2020-2021	QnM	8	4	32
<b>6.3</b>	<b>Faculty Empowerment Strategies</b>		8	4	32
<b>6.5</b>	<b>Internal Quality Assurance System</b>				
6.5.1	Internal Quality Assurance Cell (IQAC) has contributed significantly for institutionalizing the quality assurance strategies and processes	QIM	10	3	<b>30</b>
6.5.2	The institution reviews its teaching learning process, structures & methodologies of operations and learning outcomes at periodic intervals through IQAC set up as per norms	QIM	10	2	<b>20</b>
6.5.3	Quality assurance initiatives of the institution include: 1. Regular meeting of Internal Quality Assurance Cell (IQAC); timely submission of Annual Quality Assurance Report (AQAR) to NAAC; Feedback collected, analysed and used for improvements 2. Collaborative quality initiatives with other institution(s) Academic Administrative Audit (AAA) and initiation of follow up action 3. Participation in NIRF 4. NBA or any other quality audit recognized by state, national or international agencies (ISO Certification)	QnM	10	3	<b>30</b>
<b>6.5</b>	<b>Internal Quality Assurance System</b>		30	2.67	80



Criterion VI – Governance, Leadership and Management			38	2.95	112
Criteria-wise Assessment			Weightage (W)	Score	Wtd Grade Point (WGP)
2	Teaching, Learning & Evaluation		10.00	4.00	40.00
6	Governance, Leadership & Management		38.00	2.95	112.00
Overall:-			48.00	3.17	152.00



**Unit / Cell / Club: IQAC**

**Academic and Administrative Audit - 2020-2021**

**Strengths and Weaknesses**

**Strengths :**

- Teaching - Learning Process
- Faculty Empowerment Strategies

**Weaknesses :**

- Internal Quality Assurance System





**Scott Christian College (Autonomous)**  
Nagercoil – 629 003, Tamil Nadu, India

**INTERNAL QUALITY ASSURANCE CELL**



# **ACADEMIC & ADMINISTRATIVE AUDIT 2020-2021**

## **DEAN –ARTS**



**Not Participated**

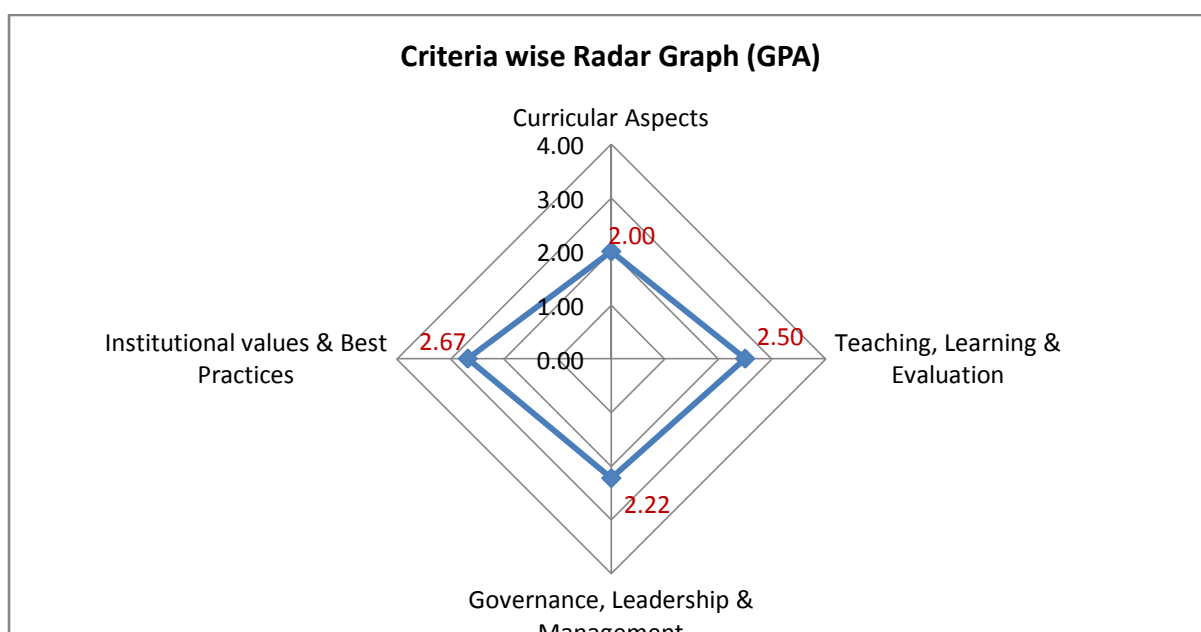
**Unit / Cell / Club: Dean Arts**

**Academic and Administrative Audit - 2020-2021**

No	Criteria	Weightage (W1)	Criterion-wise Weighted Grade Point (CrWGP1)	Grade Point Averages (CrWGP <sub>i</sub> /W <sub>i</sub> )
1	Curricular Aspects	130.00	260.00	2.00
2	Teaching, Learning & Evaluation	75.00	187.50	2.50
3	Research, Innovation & Extension	-	-	-
4	Infrastructure & Learning resources	-	-	-
5	Student Support & Progression	-	-	-
6	Governance, Leadership & Management	18.00	40.00	2.22
7	Institutional values & Best Practices	60.00	160.00	2.67
	<b>Total</b>	<b>283.00</b>	<b>647.50</b>	<b>2.29</b>
	<b>CGPA : 2.29</b>			

Dean IQAC

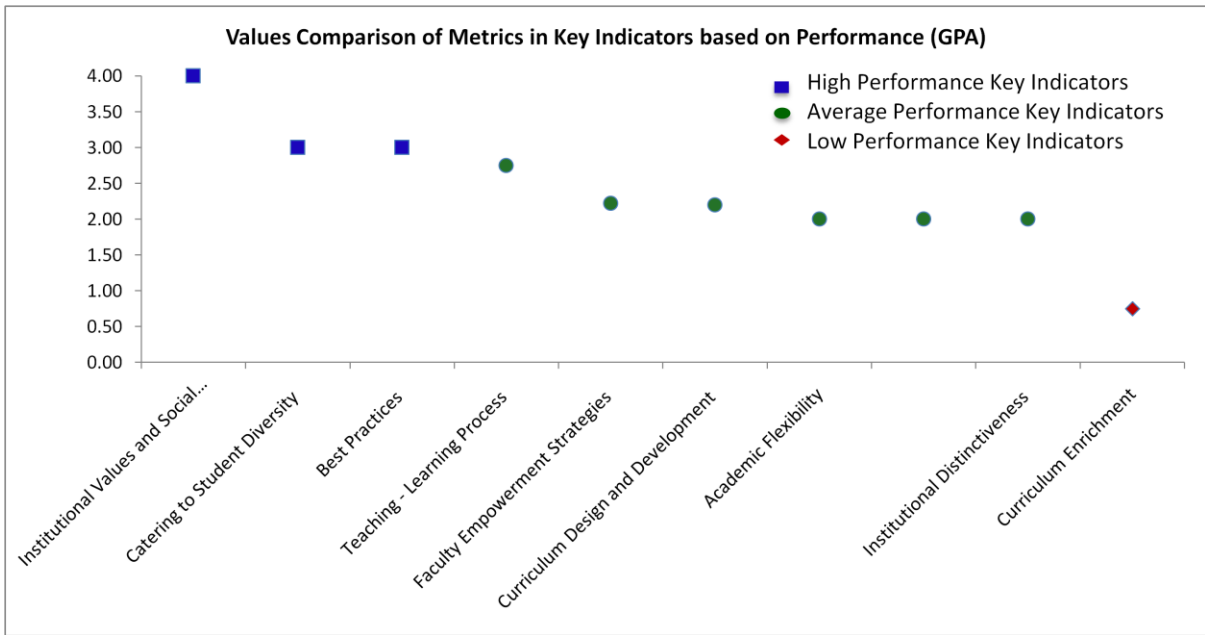
Principal



**Unit / Cell / Club: Dean Arts**

**Academic and Administrative Audit - 2020-2021**

No	Criteria and Key Indicators	Key Indicator Weightage (W <sub>i</sub> )	Key Indicator Wise Weighted Grade Points (KIWGP) <sub>i</sub>	Grade Point Averages (CrWGPi/Wi)
<b>Criterion I – Curricular Aspects</b>				
1.1	Curriculum Design and Development	50	150.00	3.00
1.2	Academic Flexibility	40	80.00	2.00
1.3	Curriculum Enrichment	40	30.00	0.75
	<b>Total</b>	<b>130</b>	<b>260.00</b>	<b>2.00</b>
<b>Criterion II – Teaching-Learning and Evaluation</b>				
2.2	Catering to Student Diversity	15	45.00	3.00
2.3	Teaching - Learning Process	30	82.50	2.75
2.6	Student Performance and Learning Outcomes	30	60.00	2.00
	<b>Total</b>	<b>75</b>	<b>187.50</b>	<b>2.50</b>
<b>Criterion VI – Governance, Leadership and Management</b>				
6.3	Faculty Empowerment Strategies	18	40.00	2.22
	<b>Total</b>	<b>18</b>	<b>40.00</b>	<b>2.22</b>
<b>Criterion VII – Institutional Values and Best Practices</b>				
7.1	Institutional Values and Social Responsibilities	10	30.00	3.00
7.2	Best Practices	30	90.00	3.00
7.3	Institutional Distinctiveness	20	40.00	2.00
	<b>Total</b>	<b>60</b>	<b>160.00</b>	<b>2.67</b>
	<b>Grand Total</b>	<b>283</b>	<b>647.50</b>	<b>2.29</b>





**Qualitative & Quantitative Metrics**

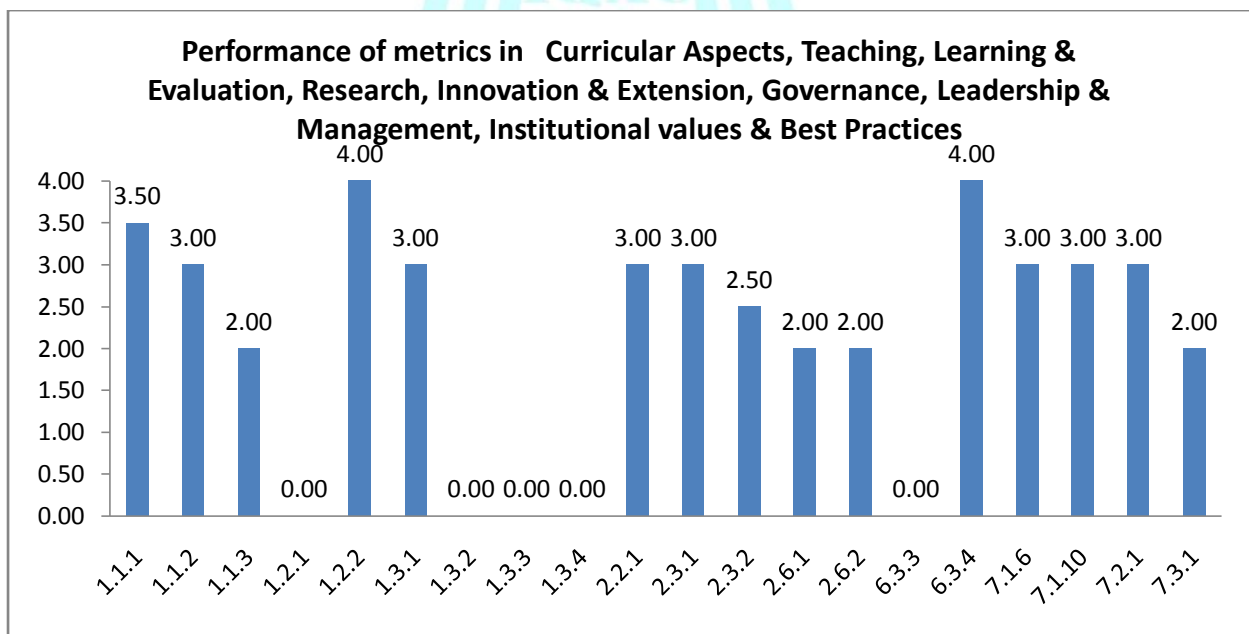
Metric	Parameter	QIM/ QnM	Weightage	Score	Wtd. Score
<b>Criterion I – Curricular Aspects</b>					
<b>1.1</b>	<b>Curriculum Design and Development</b>				
1.1.1	Curricula developed/adopted having Learning Outcomes including Programme Outcomes (Pos), Programme specific outcomes (PSOs) and Course Outcomes (COs) for all the UG, PG and M.Phil programmes offered by the Department and mapped them with syllabus properly.	QIM	20	3.50	70
1.1.2	List of Programmes where syllabus revision was carried out during 2020-2021	QnM	20	3.00	60
1.1.3	Courses having focus on employability/ entrepreneurship/ skill development during 2020-2021	QnM	10	2.00	20
<b>1.1</b>	<b>Curriculum Design and Development</b>		<b>50</b>	<b>3.00</b>	<b>150</b>
<b>1.2</b>	<b>Academic Flexibility</b>				
1.2.1	New courses introduced of the total number of courses across all programs offered during 2020-2021.	QnM	20	0.00	0
1.2.2	Programs in which Choice Based Credit System (CBCS)/elective course system has been implemented ( 2020-2021)	QnM	20	4.00	80
<b>1.2</b>	<b>Academic Flexibility</b>		<b>40</b>	<b>2.00</b>	<b>80</b>
<b>1.3</b>	<b>Curriculum Enrichment</b>				
1.3.1	List of courses whose syllabus integrate Cross cutting Issues related to Gender/ Environment & Sustainability/Human Values & Professional Ethics.	QIM	10	3.00	30
1.3.2	List of Value-added courses imparting transferable and life skills offered during 2020-2021 with details of the students	QnM	10	0.00	0

1.3.3	(Average Percentage of students enrolled in the courses under 1.3.2 above) List of Value-added courses imparting transferable and life skills offered during 2020-2021 with details of the students	QnM	10	0.00	0
1.3.4	Details of students undertaking field projects / internships (2020-2021)	QnM	10	0.00	0
<b>1.3</b>	<b>Curriculum Enrichment</b>		40	0.75	30
<b>Criterion I – Curricular Aspects</b>			130	2.00	260
<b>Criterion II – Teaching-Learning and Evaluation</b>					
<b>2.2</b>	<b>Catering to Student Diversity</b>				
2.2.1	The institution assesses the learning levels of the students, after admission and organises special programs for advanced learners and slow learners	QIM	15	3.00	45
<b>2.2</b>	<b>Catering to Student Diversity</b>		15	3.00	45
<b>2.3</b>	<b>Teaching - Learning Process</b>				
2.3.1	Student centric methods, such as experiential learning, participative learning and problem solving methodologies are used for enhancing learning experiences	QIM	15	3.00	45
2.3.2	Teachers use ICT enabled tools including online resources for effective teaching and learning process	QIM	15	2.50	37.5
<b>2.3</b>	<b>Teaching - Learning Process</b>		30	2.75	82.5
<b>2.6</b>	<b>Student Performance and Learning Outcomes</b>				
2.6.1	i) Provide the web link displaying Programme Outcomes(PO)/Programme Specific Outcomes (PSO) / Course Outcomes (CO) for all programmes offered by the Department.	QIM	20	2.00	40
2.6.2	Evaluation of attainment of PO, PSO & CO	QIM	10	2.00	20
<b>2.6</b>	<b>Student Performance and Learning Outcomes</b>		30	2.00	60
<b>Criterion II – Teaching-Learning and Evaluation</b>			75	2.50	187.5



<b>Criterion VI – Governance, Leadership and Management</b>					
<b>6.3</b>	<b>Faculty Empowerment Strategies</b>				
6.3.3	Number of professional development / administrative training Programmes organized by the Institution for teaching and non teaching staff during 2020-2021	QnM	8	0.00	0
6.3.4	Teachers attending professional development Programmes, viz., Orientation Programme, Refresher Course, Short Term Course, Faculty Development Programmes during 2020-2021	QnM	10	4.00	40
<b>6.3</b>	<b>Faculty Empowerment Strategies</b>		<b>18</b>	<b>2.22</b>	<b>40</b>
<b>Criterion VI – Governance, Leadership and Management</b>			<b>18</b>	<b>2.22</b>	<b>40</b>
<b>Criterion VII – Institutional Values and Best Practices</b>					
<b>7.1</b>	<b>Institutional Values and Social Responsibilities</b>				
7.1.6	Quality audits on environment and energy are regularly undertaken by the institution (Weightage 5 QnM) The institutional environment and energy initiatives are confirmed through the following 1.Green audit 2. Energy audit 3.Environment audit 4.Clean and green campus recognitions/awards 5. Beyond the campus environmental promotional activities	QnM	5	3.00	<b>15</b>
7.1.10	Code of conduct for students, teachers, administrators and other staff and conducts periodic programmes in this regard. 1. The Code of Conduct is displayed on the website 2. There is a committee to monitor adherence to the Code of Conduct 3. Institution organizes professional ethics programmes for students, teachers, administrators and other staff 4. Annual awareness programmes on Code of Conduct are organized	QnM	5	3.00	<b>15</b>
<b>7.1</b>	<b>Institutional Values and Social Responsibilities</b>		<b>10</b>	<b>3.00</b>	<b>30</b>
<b>7.2</b>	<b>Best Practices</b>				
7.2.1	Describe any one best practice followed by the Department / Cell / Body / Committee / Club/Unit	QIM	30	3.00	90
<b>7.2</b>	<b>Best Practices</b>		<b>30</b>	<b>3.00</b>	<b>90</b>

<b>7.3</b>	<b>Institutional Distinctiveness</b>				
7.3.1	Describe/Explain the performance the Department in one area distinctive to its Vision, Priority & Thrust	QIM	20	2.00	40
<b>7.3</b>	<b>Institutional Distinctiveness</b>		20	2.00	40
<b>Criterion VII – Institutional Values and Best Practices</b>			60	2.67	160
	<b>Criteria-wise Assessment</b>		<b>Weightage (W)</b>	<b>Score</b>	<b>Wtd Grade Point (WGP)</b>
1	Curricular Aspects		130.00	2.00	260.00
2	Teaching, Learning & Evaluation		75.00	2.50	187.50
6	Governance, Leadership & Management		18.00	2.22	40.00
7	Institutional values & Best Practices		60.00	2.67	160.00
	<b>Overall:-</b>		283.00	2.29	647.50



## Strengths and Weaknesses

### **Strengths :**

- Institutional Values and Social Responsibilities
- Catering to Student Diversity
- Best Practices

### **Weaknesses :**

- Teaching - Learning Process
- Faculty Empowerment Strategies
- Curriculum Design and Development
- Academic Flexibility
- Student Performance and Learning Outcomes
- Institutional Distinctiveness
- Curriculum Enrichment





**Scott Christian College (Autonomous)**  
Nagercoil – 629 003, Tamil Nadu, India

**INTERNAL QUALITY ASSURANCE CELL**



# **ACADEMIC & ADMINISTRATIVE AUDIT 2020-2021**

## **DEAN –SCIENCE**



**Not Participated**

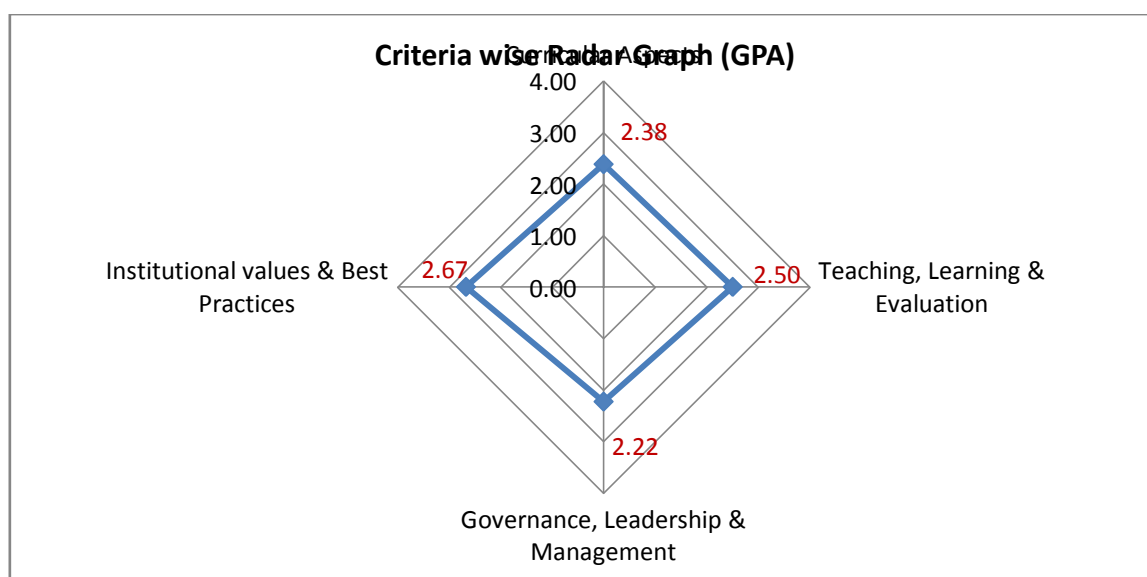
**Unit / Cell / Club: Dean - Science**

**Academic and Administrative Audit - 2020-2021**

No	Criteria	Weightage (W1)	Criterion-wise Weighted Grade Point (CrWGP1)	Grade Point Averages (CrWGP <sub>i</sub> /W <sub>i</sub> )
1	Curricular Aspects	130.00	310.00	2.38
2	Teaching, Learning & Evaluation	75.00	187.50	2.50
3	Research, Innovation & Extension	-	-	-
4	Infrastructure & Learning resources	-	-	-
5	Student Support & Progression	-	-	-
6	Governance, Leadership & Management	18.00	40.00	2.22
7	Institutional values & Best Practices	60.00	160.00	2.67
	<b>Total</b>	<b>283.00</b>	<b>697.50</b>	<b>2.46</b>
	<b>CGPA :</b>	<b>2.46</b>		

Dean IQAC

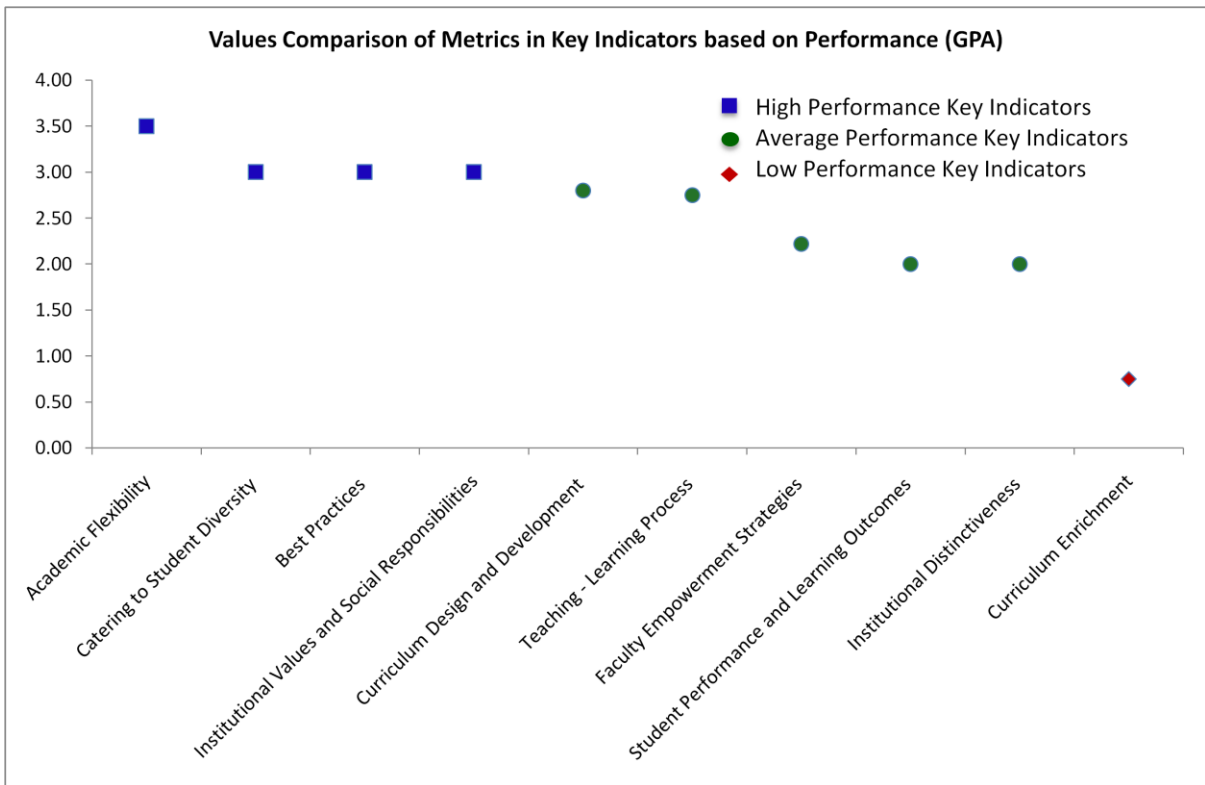
Principal



**Unit / Cell / Club: Dean - Science**

**Academic and Administrative Audit - 2020-2021**

No	Criteria and Key Indicators	Key Indicator Weightage (W <sub>i</sub> )	Key Indicator Wise Weighted Grade Points (KIWGP) <sub>i</sub>	Grade Point Averages (CrWGPI/W <sub>i</sub> )
<b>Criterion I – Curricular Aspects</b>				
1.1	Curriculum Design and Development	50	140.00	2.80
1.2	Academic Flexibility	40	140.00	3.50
1.3	Curriculum Enrichment	40	30.00	0.75
	<b>Total</b>	<b>130</b>	<b>310.00</b>	<b>2.38</b>
<b>Criterion II – Teaching-Learning and Evaluation</b>				
2.2	Catering to Student Diversity	15	45.00	3.00
2.3	Teaching - Learning Process	30	82.50	2.75
2.6	Student Performance and Learning Outcomes	30	60.00	2.00
	<b>Total</b>	<b>75</b>	<b>187.50</b>	<b>2.50</b>
<b>Criterion VI – Governance, Leadership and Management</b>				
6.3	Faculty Empowerment Strategies	18	40.00	2.22
	<b>Total</b>	<b>18</b>	<b>40.00</b>	<b>2.22</b>
<b>Criterion VII – Institutional Values and Best Practices</b>				
7.1	Institutional Values and Social Responsibilities	10	30.00	3.00
7.2	Best Practices	30	90.00	3.00
7.3	Institutional Distinctiveness	20	40.00	2.00
	<b>Total</b>	<b>60</b>	<b>160.00</b>	<b>2.67</b>
	<b>Grand Total</b>	<b>283</b>	<b>697.50</b>	<b>2.46</b>





## Scott Christian College (Autonomous), Nagercoil

AAA 2020-2021 - Assessment Sheet

Dean Science - Not Participated

### Qualitative & Quantitative Metrics



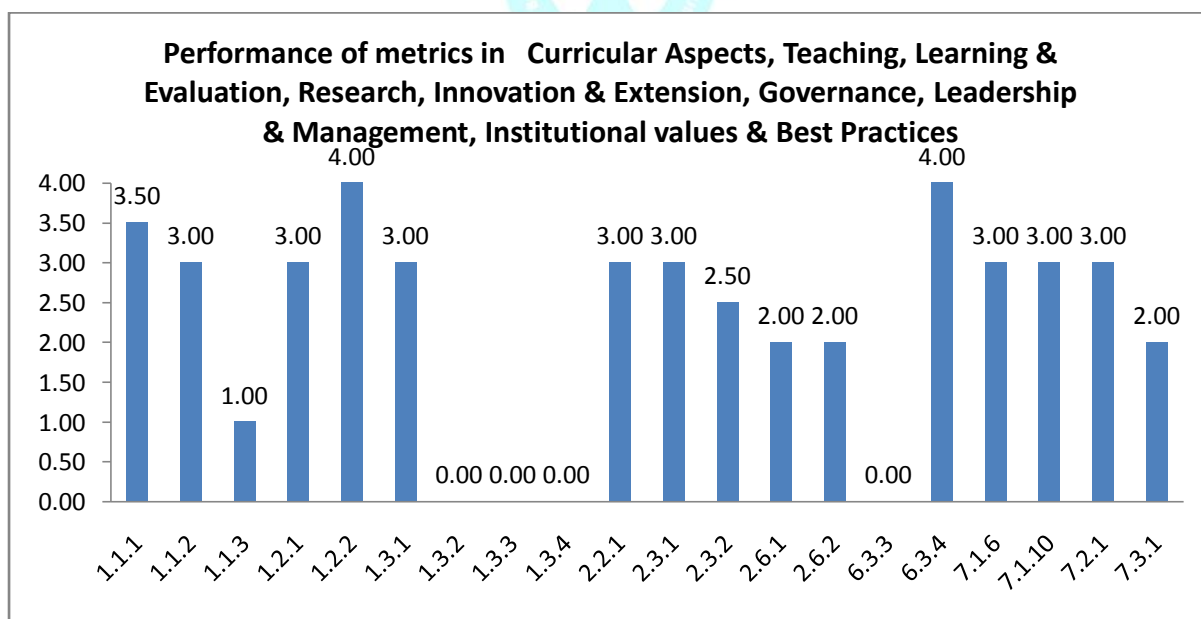
Metric	Parameter	QIM/ QnM	Weightage	Score	Wtd. Score
<b>Criterion I – Curricular Aspects</b>					
<b>1.1</b>	<b>Curriculum Design and Development</b>				
1.1.1	Curricula developed/adopted having Learning Outcomes including Programme Outcomes (Pos), Programme specific outcomes (PSOs) and Course Outcomes (COs) for all the UG, PG and M.Phil programmes offered by the Department and mapped them with syllabus properly.	QIM	20	3.50	70
1.1.2	List of Programmes where syllabus revision was carried out during 2020-2021	QnM	20	3.00	60
1.1.3	Courses having focus on employability/ entrepreneurship/ skill development during 2020-2021	QnM	10	1.00	10
<b>1.1</b>	<b>Curriculum Design and Development</b>		<b>50</b>	<b>2.80</b>	<b>140</b>
<b>1.2</b>	<b>Academic Flexibility</b>				
1.2.1	New courses introduced of the total number of courses across all programs offered during 2020-2021.	QnM	20	3.00	60
1.2.2	Programs in which Choice Based Credit System (CBCS)/elective course system has been implemented ( 2020-2021)	QnM	20	4.00	80
<b>1.2</b>	<b>Academic Flexibility</b>		<b>40</b>	<b>3.50</b>	<b>140</b>
<b>1.3</b>	<b>Curriculum Enrichment</b>				
1.3.1	List of courses whose syllabus integrate Cross cutting Issues related to Gender/ Environment & Sustainability/Human Values & Professional Ethics.	QIM	10	3.00	30
1.3.2	List of Value-added courses imparting transferable and life skills offered during 2020-2021 with details of the students	QnM	10	0.00	0



1.3.3	(Average Percentage of students enrolled in the courses under 1.3.2 above) List of Value-added courses imparting transferable and life skills offered during 2020-2021 with details of the students	QnM	10	0.00	0
1.3.4	Details of students undertaking field projects / internships (2020-2021)	QnM	10	0.00	0
<b>1.3</b>	<b>Curriculum Enrichment</b>		40	0.75	30
<b>Criterion I – Curricular Aspects</b>			130	2.38	310
<b>Criterion II – Teaching-Learning and Evaluation</b>					
<b>2.2</b>	<b>Catering to Student Diversity</b>				
2.2.1	The institution assesses the learning levels of the students, after admission and organises special programs for advanced learners and slow learners	QIM	15	3.00	45
<b>2.2</b>	<b>Catering to Student Diversity</b>		15	3.00	45
<b>2.3</b>	<b>Teaching - Learning Process</b>				
2.3.1	Student centric methods, such as experiential learning, participative learning and problem solving methodologies are used for enhancing learning experiences	QIM	15	3.00	45
2.3.2	Teachers use ICT enabled tools including online resources for effective teaching and learning process	QIM	15	2.50	37.5
<b>2.3</b>	<b>Teaching - Learning Process</b>		30	2.75	82.5
<b>2.6</b>	<b>Student Performance and Learning Outcomes</b>				
2.6.1	i) Provide the web link displaying Programme Outcomes(PO)/Programme Specific Outcomes (PSO) / Course Outcomes (CO) for all programmes offered by the Department.	QIM	20	2.00	40
2.6.2	Evaluation of attainment of PO, PSO & CO	QIM	10	2.00	20
<b>2.6</b>	<b>Student Performance and Learning Outcomes</b>		30	2.00	60
<b>Criterion II – Teaching-Learning and Evaluation</b>			75	2.50	187.5

<b>Criterion VI – Governance, Leadership and Management</b>					
<b>6.3</b>	<b>Faculty Empowerment Strategies</b>				
6.3.3	Number of professional development / administrative training Programmes organized by the Institution for teaching and non teaching staff during 2020-2021	QnM	8	0.00	0
6.3.4	Teachers attending professional development Programmes, viz., Orientation Programme, Refresher Course, Short Term Course, Faculty Development Programmes during 2020-2021	QnM	10	4.00	40
<b>6.3</b>	<b>Faculty Empowerment Strategies</b>		<b>18</b>	<b>2.22</b>	<b>40</b>
<b>Criterion VI – Governance, Leadership and Management</b>			<b>18</b>	<b>2.22</b>	<b>40</b>
<b>Criterion VII – Institutional Values and Best Practices</b>					
<b>7.1</b>	<b>Institutional Values and Social Responsibilities</b>				
7.1.6	Quality audits on environment and energy are regularly undertaken by the institution (Weightage 5 QnM) The institutional environment and energy initiatives are confirmed through the following 1.Green audit 2. Energy audit 3.Environment audit 4.Clean and green campus recognitions/awards 5. Beyond the campus environmental promotional activities	QnM	5	3.00	<b>15</b>
7.1.10	Code of conduct for students, teachers, administrators and other staff and conducts periodic programmes in this regard. 1. The Code of Conduct is displayed on the website 2. There is a committee to monitor adherence to the Code of Conduct 3. Institution organizes professional ethics programmes for students, teachers, administrators and other staff 4. Annual awareness programmes on Code of Conduct are organized	QnM	5	3.00	<b>15</b>
<b>7.1</b>	<b>Institutional Values and Social Responsibilities</b>		<b>10</b>	<b>3.00</b>	<b>30</b>
<b>7.2</b>	<b>Best Practices</b>				
7.2.1	Describe any one best practice followed by the Department / Cell / Body / Committee / Club/Unit	QIM	30	3.00	90
<b>7.2</b>	<b>Best Practices</b>		<b>30</b>	<b>3.00</b>	<b>90</b>

<b>7.3</b>	<b>Institutional Distinctiveness</b>				
7.3.1	Describe/Explain the performance the Department in one area distinctive to its Vision, Priority & Thrust	QIM	20	2.00	40
<b>7.3</b>	<b>Institutional Distinctiveness</b>		20	2.00	40
<b>Criterion VII – Institutional Values and Best Practices</b>			60	2.67	160
	<b>Criteria-wise Assessment</b>		<b>Weightage (W)</b>	<b>Score</b>	<b>Wtd Grade Point (WGP)</b>
1	Curricular Aspects		130.00	2.38	310.00
2	Teaching, Learning & Evaluation		75.00	2.50	187.50
6	Governance, Leadership & Management		18.00	2.22	40.00
7	Institutional values & Best Practices		60.00	2.67	160.00
	Overall:-		283.00	2.46	697.50



## Strengths and Weaknesses

### **Strengths :**

- Academic Flexibility
- Catering to Student Diversity
- Best Practices
- Institutional Values and Social Responsibilities

### **Weaknesses :**

- Curriculum Design and Development
- Teaching - Learning Process
- Faculty Empowerment Strategies
- Student Performance and Learning Outcomes
- Institutional Distinctiveness
- Curriculum Enrichment





**Scott Christian College (Autonomous)**  
Nagercoil – 629 003, Tamil Nadu, India



**INTERNAL QUALITY ASSURANCE CELL**

# **ACADEMIC & ADMINISTRATIVE AUDIT 2020-2021**

## **DEAN – RESEARCH**

**GRADE**

**C**

**Score : 1.98/4**

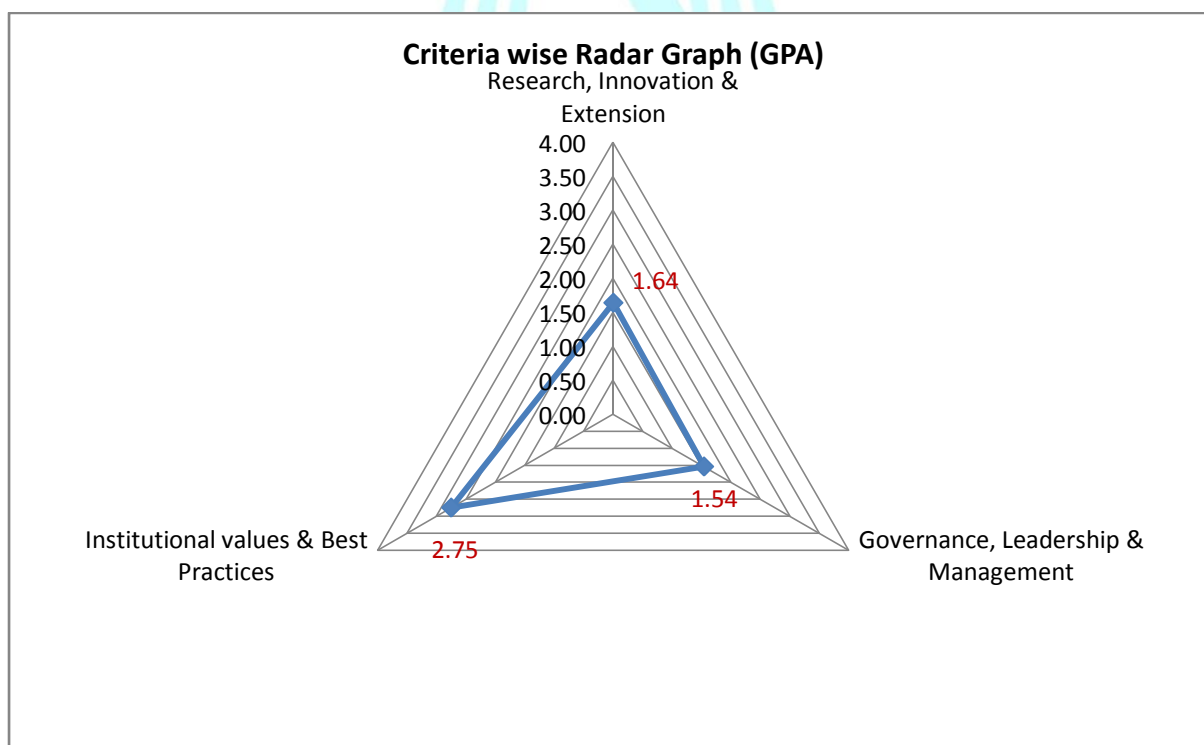
**Unit / Cell / Club: Dean - Research**

**Academic and Administrative Audit - 2020-2021**

No	Criteria	Weightage (W1)	Criterion-wise Weighted Grade Point (CrWGP1)	Grade Point Averages (CrWGP <sub>i</sub> /W <sub>i</sub> )
1	Curricular Aspects	-	-	-
2	Teaching, Learning & Evaluation	-	-	-
3	Research, Innovation & Extension	100.00	164.00	1.64
4	Infrastructure & Learning resources	-	-	-
5	Student Support & Progression	-	-	-
6	Governance, Leadership & Management	26.00	40.00	1.54
7	Institutional values & Best Practices	60.00	165.00	2.75
	<b>Total</b>	<b>186.00</b>	<b>369.00</b>	<b>1.98</b>
	<b>CGPA :</b>	<b>1.98</b>		

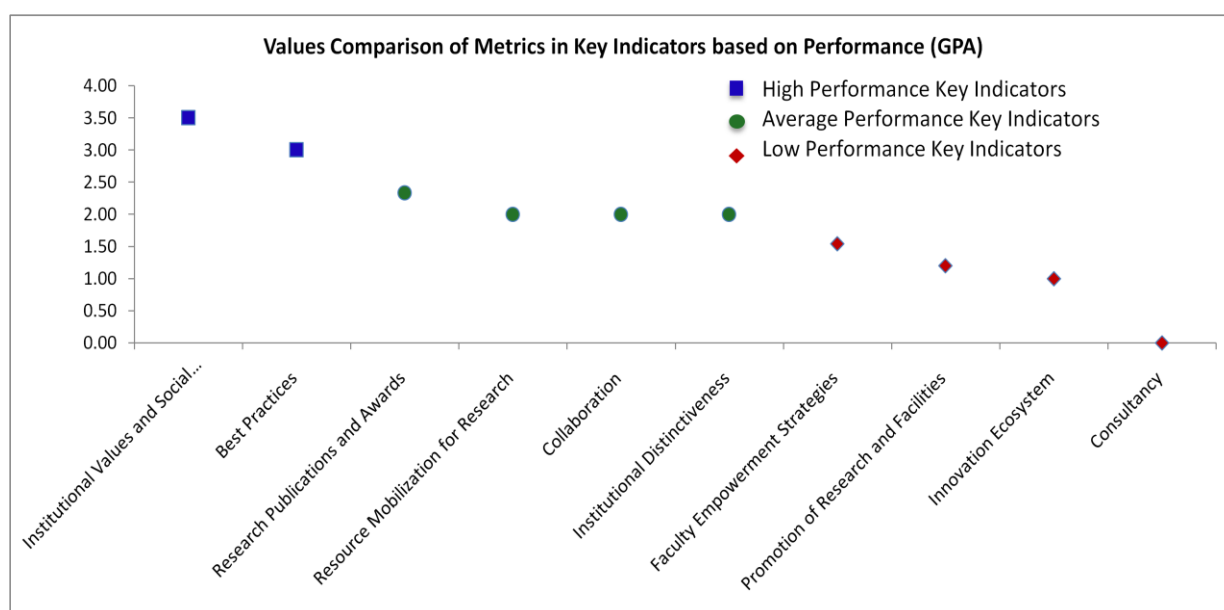
Dean IQAC

Principal



**Unit / Cell / Club: Dean - Research**  
**Academic and Administrative Audit - 2020-2021**

No	Criteria and Key Indicators	Key Indicator Weightage (W <sub>i</sub> )	Key Indicator Wise Weighted Grade Points (KIWGP) <sub>i</sub>	Grade Point Averages (CrWGPI/W <sub>i</sub> )
<b>Criterion III – Research, Innovations and Extension</b>				
3.1	Promotion of Research and Facilities	20	24.00	1.20
3.2	Resource Mobilization for Research	10	20.00	2.00
3.3	Innovation Ecosystem	10	10.00	1.00
3.4	Research Publications and Awards	30	70.00	2.33
3.5	Consultancy	10	0.00	0.00
3.7	Collaboration	20	40.00	2.00
	<b>Total</b>	<b>100</b>	<b>164.00</b>	<b>1.64</b>
<b>Criterion VI – Governance, Leadership and Management</b>				
6.3	Faculty Empowerment Strategies	26	40.00	1.54
	<b>Total</b>	<b>26</b>	<b>40.00</b>	<b>1.54</b>
<b>Criterion VII – Institutional Values and Best Practices</b>				
7.1	Institutional Values and Social Responsibilities	10	35.00	3.50
7.2	Best Practices	30	90.00	3.00
7.3	Institutional Distinctiveness	20	40.00	2.00
	<b>Total</b>	<b>60</b>	<b>165.00</b>	<b>2.75</b>
	<b>Grand Total</b>	<b>186</b>	<b>369.00</b>	<b>1.98</b>





## Scott Christian College (Autonomous), Nagercoil



AAA 2020-2021 - Assessment Sheet

Dean Research

### Qualitative & Quantitative Metrics

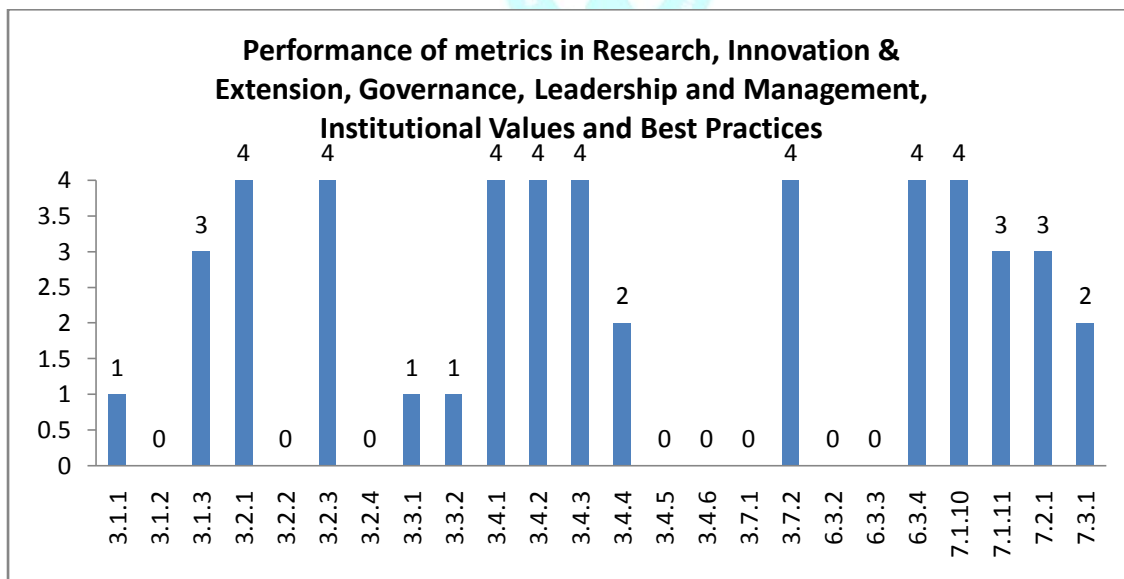
Metric	Parameter	QIM/ QnM	Weightage	Score	Wtd. Score
<b>Criterion III – Research, Innovations and Extension</b>					
<b>3.1</b>	<b>Promotion of Research and Facilities</b>				
3.1.1	The institution has a well defined policy for promotion of research and the same is uploaded on the institutional website	QIM	6	1	<b>6</b>
3.1.2	The institution provides seed money to its teachers for research	QnM	8	0	<b>0</b>
3.1.3	Number of teachers awarded national/ international fellowship for advanced studies/ research during 2020-2021	QnM	6	3	<b>18</b>
<b>3.1</b>	<b>Promotion of Research and Facilities</b>		<b>20</b>	<b>1.2</b>	<b>24</b>
<b>3.2</b>	<b>Resource Mobilization for Research</b>				
3.2.1	Grants for research projects sponsored by the government, non-government sources such as industry, corporate houses, international bodies, endowments, Chairs in the institution during 2020-2021	QnM	2	4	<b>8</b>
3.2.2	Number of teachers having research projects during the 2020-2021	QnM	2	0	<b>0</b>
3.2.3	Teachers recognised as research guides	QnM	3	4	<b>12</b>
3.2.4	Number of research projects per teacher funded by government and non-government agencies during 2020-2021	QnM	3	0	<b>0</b>
<b>3.2</b>	<b>Resource Mobilization for Research</b>		<b>10</b>	<b>2</b>	<b>20</b>
<b>3.3</b>	<b>Innovation Ecosystem</b>				
3.3.1	What are the innovation done by the Department / Club including Incubation Centre and other initiatives for creation and transfer of knowledge?	QIM	5	1	<b>5</b>
3.3.2	Number of workshops/seminars conducted on Research Methodology, Intellectual Property Rights (IPR) and entrepreneurship and skills development Industry-Academia Innovative practices during 2020-2021	QnM	5	1	<b>5</b>
<b>3.3</b>	<b>Innovation Ecosystem</b>		<b>10</b>	<b>1</b>	<b>10</b>



<b>3.4</b>	<b>Research Publications and Awards</b>				
3.4.1	The institution has a stated Code of Ethics to check malpractices and plagiarism in Research	QnM	5	4	20
3.4.2	Number of Ph.D.s registered per teacher during 2020-2021	QnM	5	4	20
3.4.3	Number of research papers per teacher in the Journals notified on UGC website during 2020-2021	QnM	5	4	20
3.4.4	Number of books and chapters in edited volumes / books published, and papers in national/international conference - proceedings per teacher during 2020-2021	QnM	5	2	10
3.4.5	Bibliometrics of the publications during 2020-2021 based on average citation index in Scopus/ Web of Science or Pub Med/ Indian Citation Index	QnM	5	0	0
3.4.6	Bibliometrics of the publications during 2020-21 based on Scopus/ Web of Science – h-index of the Department	QnM	5	0	0
<b>3.4</b>	<b>Research Publications and Awards</b>		<b>30</b>	<b>2.33</b>	<b>70</b>
<b>3.5</b>	<b>Consultancy</b>				
3.5.1	Revenue generated from consultancy corporate training during 2020-2021	QnM	5	0	0
3.5.2	Amount spent on developing facilities, training teachers and staff for undertaking consultancy during 2020-2021 (in Lakhs)	QnM	5	0	0
<b>3.5</b>	<b>Consultancy</b>		<b>10</b>	<b>0</b>	<b>0</b>
<b>3.7</b>	<b>Collaboration</b>				
3.7.1	Number of Collaborative activities for research, faculty exchange, student exchange / internship/ on –the-job training/ project work	QnM	10	0	0
3.7.2	Number of functional MoUs with institutions of national, international importance, other universities, industries, corporate houses etc. during 2020-2021	QnM	10	4	40
<b>3.7</b>	<b>Collaboration</b>		<b>20</b>	<b>2</b>	<b>40</b>
<b>Criterion III – Research, Innovations and Extension</b>			<b>100</b>	<b>1.64</b>	<b>164</b>

<b>Criterion VI – Governance, Leadership and Management</b>					
<b>6.3</b>	<b>Faculty Empowerment Strategies</b>				
6.3.2	Teachers provided with financial support to attend conferences / workshops and towards membership fee of professional bodies during 2020-2021	QnM	8	0	0
6.3.3	Number of professional development / administrative training Programmes organized by the Institution for teaching and non teaching staff during 2020-2021	QnM	8	0	0
6.3.4	Teachers attending professional development Programmes, viz., Orientation Programme, Refresher Course, Short Term Course, Faculty Development Programmes during 2020-2021	QnM	10	4	40
<b>6.3</b>	<b>Faculty Empowerment Strategies</b>		26	1.54	40
<b>Criterion VI – Governance, Leadership and Management</b>			26	1.54	40
<b>Criterion VII – Institutional Values and Best Practices</b>					
<b>7.1</b>	<b>Institutional Values and Social Responsibilities</b>				
7.1.10	Code of conduct for students, teachers, administrators and other staff and conducts periodic programmes in this regard. 1. The Code of Conduct is displayed on the website 2. There is a committee to monitor adherence to the Code of Conduct 3. Institution organizes professional ethics programmes for students, teachers, administrators and other staff 4. Annual awareness programmes on Code of Conduct are organized	QnM	5	4	<b>20</b>
7.1.11	Institution celebrates / organizes national and international commemorative days, events and festivals	QIM	5	3	<b>15</b>
<b>7.1</b>	<b>Institutional Values and Social Responsibilities</b>		10	3.5	35
<b>7.2</b>	<b>Best Practices</b>				
7.2.1	Describe any one best practice followed by the Department / Cell / Body / Committee / Club/Unit	QIM	30	3	90
<b>7.2</b>	<b>Best Practices</b>		30	3	90

<b>7.3</b>	<b>Institutional Distinctiveness</b>				
7.3.1	Describe/Explain the performance the Department in one area distinctive to its Vision, Priority & Thrust	QIM	20	2	40
<b>7.3</b>	<b>Institutional Distinctiveness</b>		20	2	40
<b>Criterion VII – Institutional Values and Best Practices</b>			60	2.75	165
<b>Criteria-wise Assessment</b>			<b>Weightage (W)</b>	<b>Score</b>	<b>Wtd Grade Point (WGP)</b>
3	Research, Innovation & Extension		100.00	1.64	164.00
6	Governance, Leadership & Management		26.00	1.54	40.00
7	Institutional values & Best Practices		60.00	2.75	165.00
<b>Overall:-</b>			186.00	1.98	369.00



**Unit / Cell / Club: Dean - Research**

**Academic and Administrative Audit - 2020-2021**

**Strengths and Weaknesses**

**Strengths :**

- Institutional Values and Social Responsibilities
- Best Practices

**Weaknesses :**

- Research Publications and Awards
- Resource Mobilization for Research
- Collaboration
- Institutional Distinctiveness
- Faculty Empowerment Strategies
- Promotion of Research and Facilities
- Innovation Ecosystem
- Consultancy





**Scott Christian College (Autonomous)**  
Nagercoil – 629 003, Tamil Nadu, India

**INTERNAL QUALITY ASSURANCE CELL**



# **ACADEMIC & ADMINISTRATIVE AUDIT 2020-2021**

## **DEAN - STUDENT WELFARE**

**GRADE**

**B +**

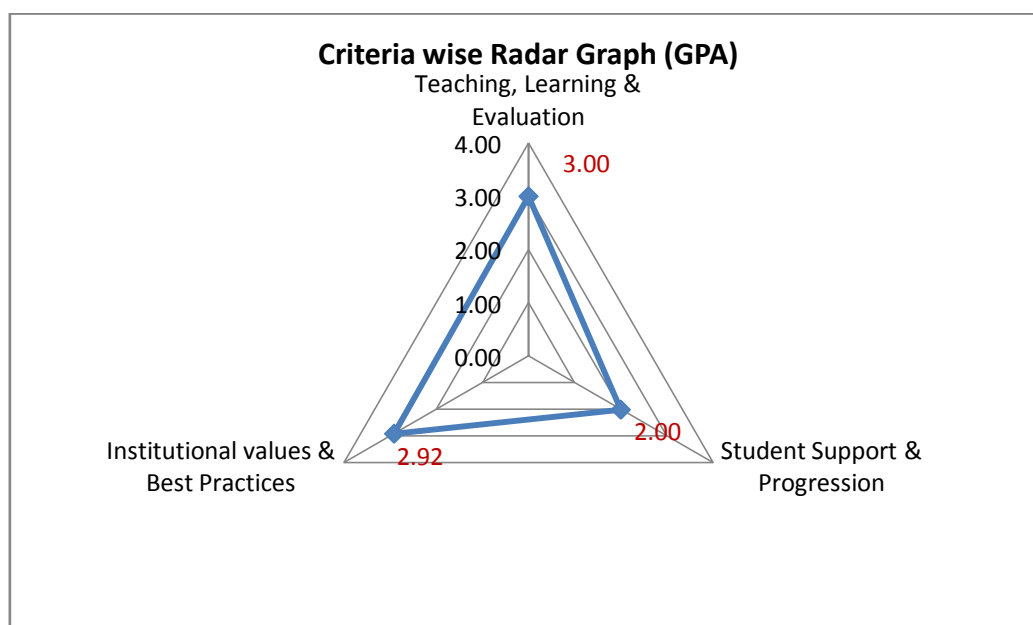
**Score : 2.61/4**

**Unit / Cell / Club: Dean - Student Welfare**  
**Academic and Administrative Audit - 2020-2021**

No	Criteria	Weightage (W1)	Criterion-wise Weighted Grade Point (CrWGP1)	Grade Point Averages (CrWGP <sub>i</sub> /W <sub>i</sub> )
1	Curricular Aspects	-	-	-
2	Teaching, Learning & Evaluation	10.00	30.00	3.00
3	Research, Innovation & Extension	-	-	-
4	Infrastructure & Learning resources	-	-	-
5	Student Support & Progression	40.00	80.00	2.00
6	Governance, Leadership & Management	-	-	-
7	Institutional values & Best Practices	65.00	190.00	2.92
	<b>Total</b>	<b>115.00</b>	<b>300.00</b>	<b>2.61</b>
	<b>CGPA : 2.61</b>			

Dean IQAC

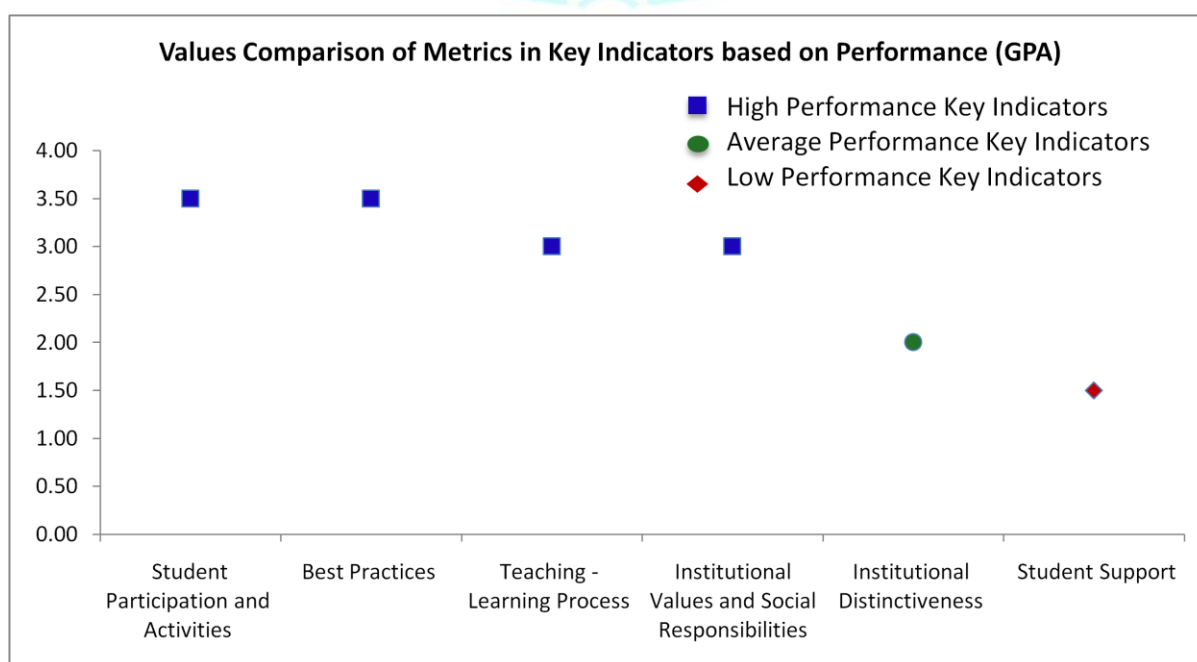
Principal



**Unit / Cell / Club: Dean - Student Welfare**

**Academic and Administrative Audit - 2020-2021**

No	Criteria and Key Indicators	Key Indicator Weightage (W <sub>i</sub> )	Key Indicator Wise Weighted Grade Points (KIWGP) <sub>i</sub>	Grade Point Averages (CrWGPI/W <sub>i</sub> )
<b>Criterion II – Teaching-Learning and Evaluation</b>				
2.3	Teaching - Learning Process	10	30.00	3.00
	<b>Total</b>	<b>10</b>	<b>30.00</b>	<b>3.00</b>
<b>Criterion V - Student Support and Progression</b>				
5.1	Student Support	30	45.00	1.50
5.3	Student Participation and Activities	10	35.00	3.50
	<b>Total</b>	<b>40</b>	<b>80.00</b>	<b>2.00</b>
<b>Criterion VII – Institutional Values and Best Practices</b>				
7.1	Institutional Values and Social Responsibilities	15	45.00	3.00
7.2	Best Practices	30	105.00	3.50
7.3	Institutional Distinctiveness	20	40.00	2.00
	<b>Total</b>	<b>65</b>	<b>190.00</b>	<b>2.92</b>
	<b>Grand Total</b>	<b>115</b>	<b>300.00</b>	<b>2.61</b>





## Scott Christian College (Autonomous), Nagercoil

AAA 2020-2021 - Assessment Sheet

Dean - Student Welfare



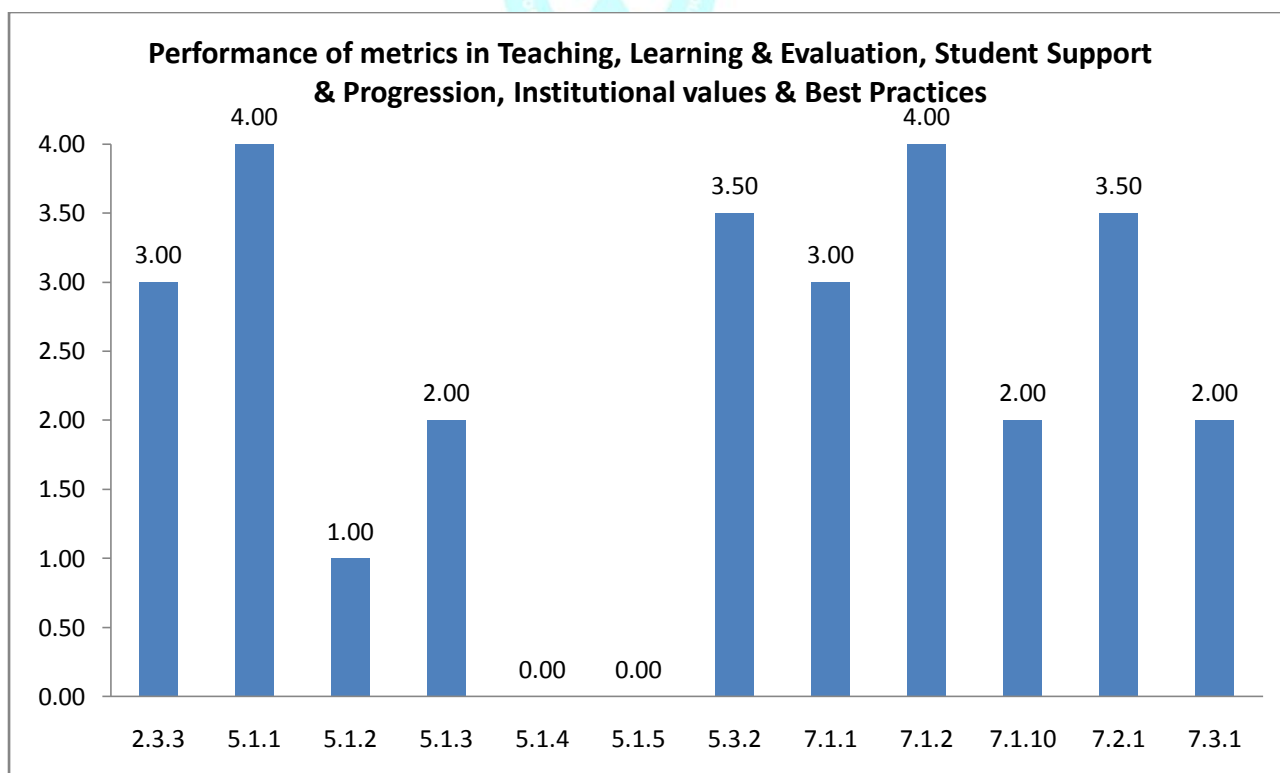
### Qualitative & Quantitative Metrics

Metric	Parameter	QIM/ QnM	Weightage	Score	Wtd. Score
<b>Criterion II – Teaching-Learning and Evaluation</b>					
<b>2.3</b>	<b>Teaching - Learning Process</b>				
2.3.3	Ratio of students to mentor for academic and stress related issues (current year data)	QnM	10	3.00	30
<b>2.3</b>	<b>Teaching - Learning Process</b>		10	3	30
<b>Criterion II – Teaching-Learning and Evaluation</b>					
<b>Criterion V - Student Support and Progression</b>					
<b>5.1</b>	<b>Student Support</b>				
5.1.1	Students benefited by scholarships and freeships provided by the Government during 2020-21	QnM	6	4.00	24
5.1.2	Students benefited by scholarships, freeships, etc. provided by the institution besides government/non-government agencies schemes during 2020-21	QnM	5	1.00	5
5.1.3	Number of capability enhancement and development schemes 1. Soft skills 2. Language and communication skills 3. Life skills (Yoga, physical fitness, health and hygiene) 4. Awareness of trends in technology (Opt one)	QnM	8	2.00	16
5.1.4	Students benefited by guidance for competitive examinations and career counseling offered by the institution during 2020-21	QnM	6	0.00	0
5.1.5	The institution has a transparent mechanism for timely redressal of student grievances including sexual harassment and ragging cases	QnM	5	0.00	0
<b>5.1</b>	<b>Student Support</b>		30	1.5	45



<b>5.3</b>	<b>Student Participation and Activities</b>				
5.3.2	Presence of an active Student Council & representation of students on academic & administrative bodies/committees	QIM	10	<b>3.50</b>	<b>35</b>
<b>5.3</b>	<b>Student Participation and Activities</b>		10	3.5	35
<b>Criterion V - Student Support and Progression</b>			40	2	80
<b>Criterion VII – Institutional Values and Best Practices</b>					
<b>7.1</b>	<b>Institutional Values and Social Responsibilities</b>				
7.1.1	Number of gender equity promotion Programmes organized by the department/club/cell/ unit during 2020-21	QIM	5	3.00	<b>15</b>
7.1.2	The Department / Cell / Body / Committee / Club/Unit has facilities for alternate sources of energy and energy conservation measures such as : 1. Solar energy 2. Biogas plant 3. Wheeling to the Grid 4. Sensor-based energy conservation 5. Use of LED bulbs/ power efficient equipment	QnM	5	4.00	<b>20</b>
7.1.10	Code of conduct for students, teachers, administrators and other staff and conducts periodic programmes in this regard. 1. The Code of Conduct is displayed on the website 2. There is a committee to monitor adherence to the Code of Conduct 3. Institution organizes professional ethics programmes for students, teachers, administrators and other staff 4. Annual awareness programmes on Code of Conduct are organized	QnM	5	2.00	<b>10</b>
<b>7.1</b>	<b>Institutional Values and Social Responsibilities</b>		15	3	45
<b>7.2</b>	<b>Best Practices</b>				
7.2.1	Describe any one best practice followed by the Department / Cell / Body / Committee / Club/Unit	QIM	30	3.50	105
<b>7.2</b>	<b>Best Practices</b>		30	3.5	105

<b>7.3</b>	<b>Institutional Distinctiveness</b>				
7.3.1	Describe/Explain the performance the Department in one area distinctive to its Vision, Priority & Thrust	QIM	20	2.00	40
<b>7.3</b>	<b>Institutional Distinctiveness</b>		20	2	40
<b>Criterion VII – Institutional Values and Best Practices</b>			65	2.92	190
	<b>Criteria-wise Assessment</b>		<b>Weightage (W)</b>	<b>Score</b>	<b>Wtd Grade Point (WGP)</b>
2	Teaching, Learning & Evaluation		10.00	3.00	30.00
5	Student Support & Progression		40.00	2.00	80.00
7	Institutional values & Best Practices		65.00	2.92	190.00
<b>Overall:-</b>			115.00	2.61	300.00



**Unit / Cell / Club: Dean - Student Welfare**  
**Academic and Administrative Audit - 2020-2021**

**Strengths and Weaknesses**

**Strengths :**

- Student Participation and Activities
- Best Practices
- Teaching - Learning Process
- Institutional Values and Social Responsibilities

**Weaknesses :**

- Institutional Distinctiveness
- Student Support





**Scott Christian College (Autonomous)**  
Nagercoil – 629 003, Tamil Nadu, India



**INTERNAL QUALITY ASSURANCE CELL**

# **ACADEMIC & ADMINISTRATIVE AUDIT 2020-2021**

## **DEAN – PLACEMENT**

**GRADE**

**B**

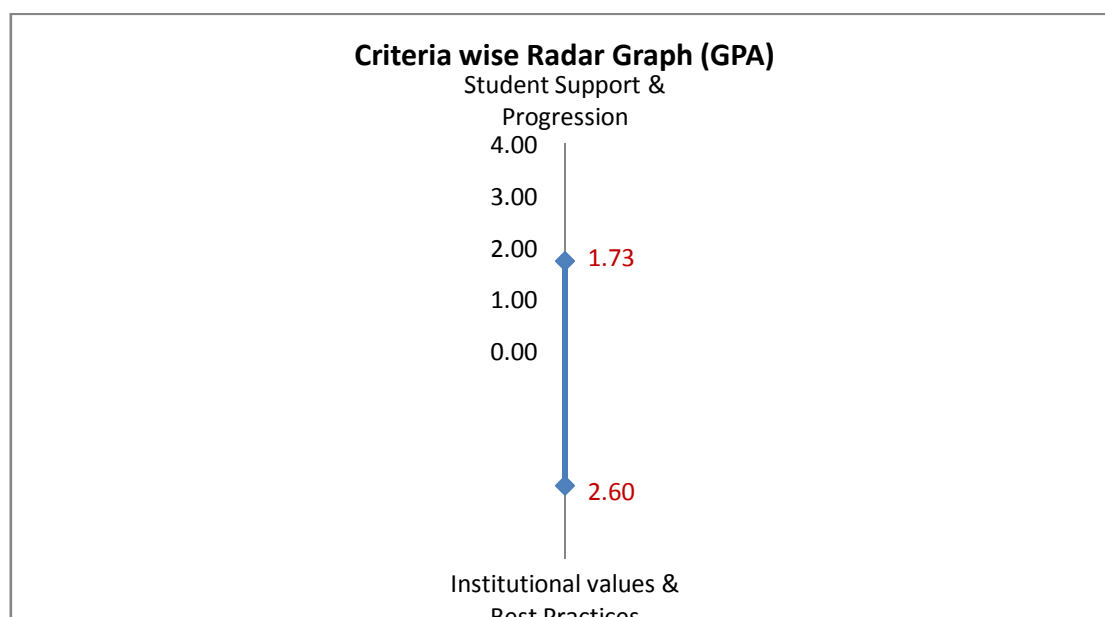
**Score : 2.19/4**

**Unit / Cell / Club: Placement**  
**Academic and Administrative Audit - 2020-2021**

No	Criteria	Weightage (W1)	Criterion-wise Weighted Grade Point (CrWGP1)	Grade Point Averages (CrWGP <sub>i</sub> /W <sub>i</sub> )
1	Curricular Aspects	-	-	-
2	Teaching, Learning & Evaluation	-	-	-
3	Research, Innovation & Extension	-	-	-
4	Infrastructure & Learning resources	-	-	-
5	Student Support & Progression	44.00	76.00	1.73
6	Governance, Leadership & Management	-	-	-
7	Institutional values & Best Practices	50.00	130.00	2.60
	<b>Total</b>	<b>94.00</b>	<b>206.00</b>	<b>2.19</b>
	<b>CGPA : 2.19</b>			

Dean IQAC

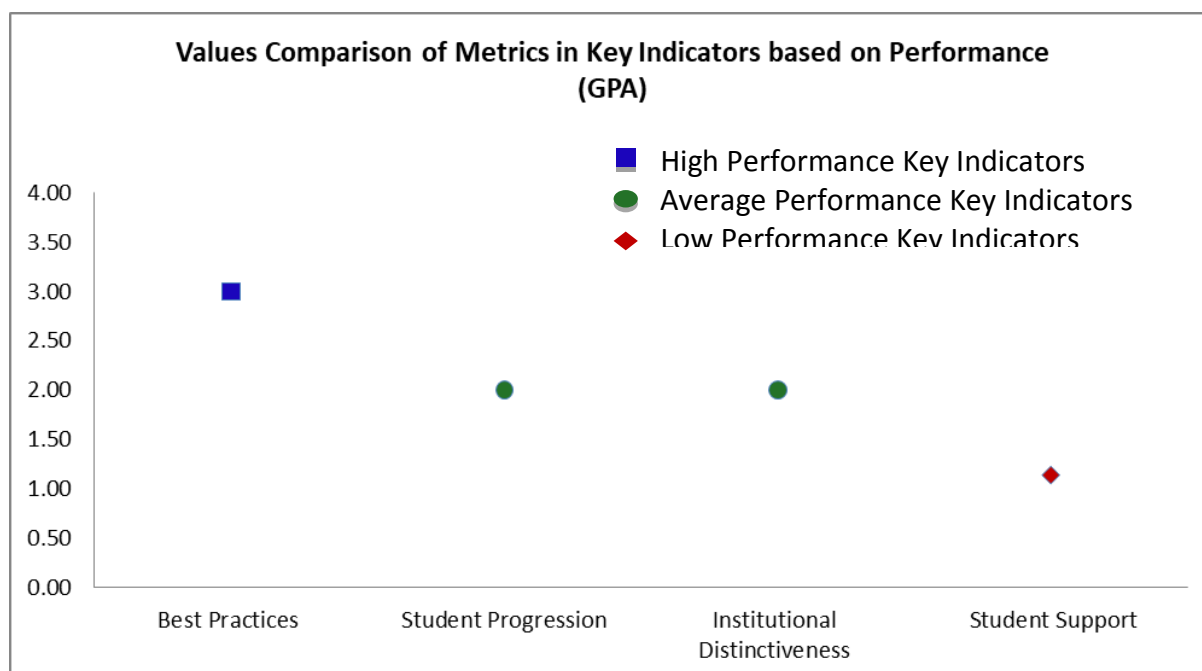
Principal



## Unit / Cell / Club: Placement

### Academic and Administrative Audit - 2020-2021

No	Criteria and Key Indicators	Key Indicator Weightage (W <sub>i</sub> )	Key Indicator Wise Weighted Grade Points (KIWGP) <sub>i</sub>	Grade Point Averages (CrWGPI/W <sub>i</sub> )
<b>Criterion V - Student Support and Progression</b>				
5.1	Student Support	14	16.00	1.14
5.2	Student Progression	30	60.00	2.00
	<b>Total</b>	<b>44</b>	<b>76.00</b>	<b>1.73</b>
<b>Criterion VII – Institutional Values and Best Practices</b>				
7.2	Best Practices	30	90.00	3.00
7.3	Institutional Distinctiveness	20	40.00	2.00
	<b>Total</b>	<b>50</b>	<b>130.00</b>	<b>2.60</b>
	<b>Grand Total</b>	<b>94</b>	<b>206.00</b>	<b>2.19</b>





## Scott Christian College (Autonomous), Nagercoil

AAA 2020-2021 - Assessment Sheet

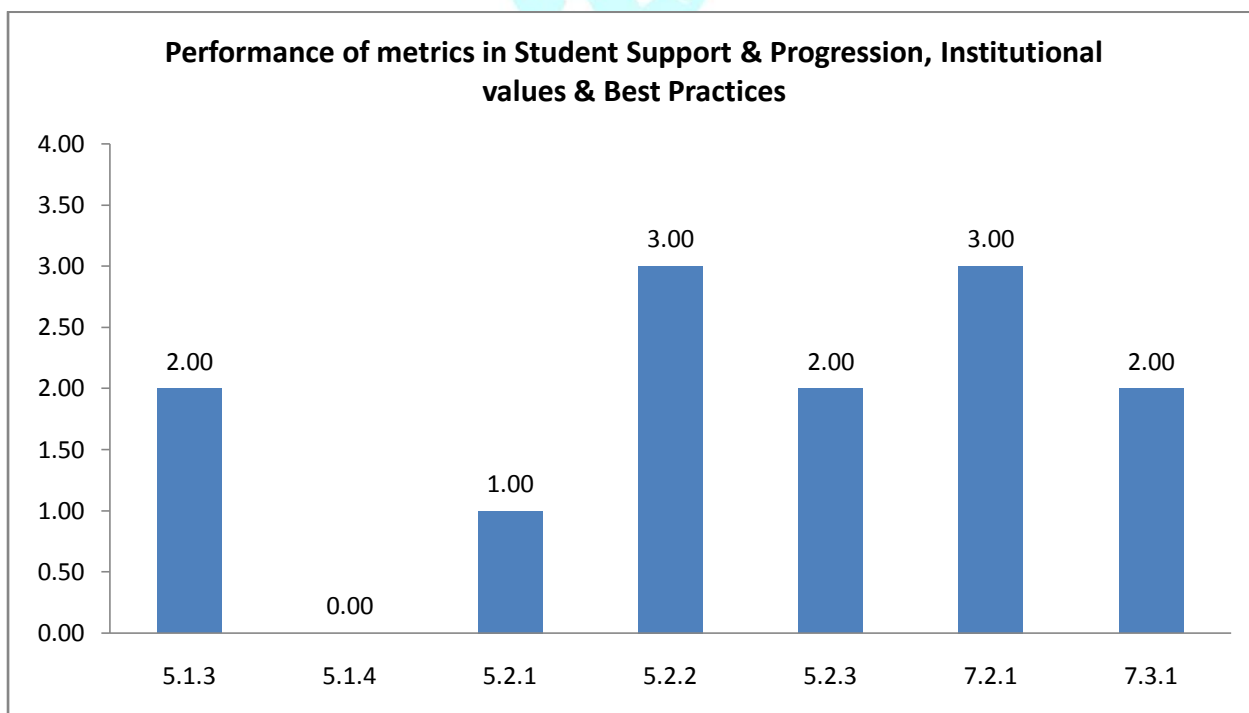
Dean - Placement Cell



### Qualitative & Quantitative Metrics

Metric	Parameter	QIM/ QnM	Weightage	Score	Wtd. Score
<b>Criterion V - Student Support and Progression</b>					
<b>5.1</b>	<b>Student Support</b>				
5.1.3	Number of capability enhancement and development schemes 1. Soft skills 2. Language and communication skills 3. Life skills (Yoga, physical fitness, health and hygiene) 4. Awareness of trends in technology (Opt one)	QnM	8	2	16
5.1.4	Students benefited by guidance for competitive examinations and career counseling offered by the institution during 2020-21	QnM	6	0	0
<b>5.1</b>	<b>Student Support</b>		<b>14</b>	<b>1.14</b>	<b>16</b>
<b>5.2</b>	<b>Student Progression</b>				
5.2.1	Placement of outgoing students during 2020-21	QnM	10	1	10
5.2.2	Student progression to higher education (previous graduating batch i.e., 2020-21)	QnM	10	3	30
5.2.3	Students qualifying in state/ national/ international level examinations during 2020-21 (eg: NET/ SLET/GATE/GMAT /CAT, GRE/TOFEL/Civil Services/State government examinations)	QnM	10	2	20
<b>5.2</b>	<b>Student Progression</b>		<b>30</b>	<b>2</b>	<b>60</b>
<b>Criterion V - Student Support and Progression</b>			<b>44</b>	<b>1.73</b>	<b>76</b>
<b>Criterion VII – Institutional Values and Best Practices</b>					
<b>7.2</b>	<b>Best Practices</b>				
7.2.1	Describe any one best practice followed by the Department / Cell / Body / Committee / Club/Unit	QIM	30	3	90
<b>7.2</b>	<b>Best Practices</b>		<b>30</b>	<b>3</b>	<b>90</b>

<b>7.3</b>	<b>Institutional Distinctiveness</b>				
7.3.1	Describe/Explain the performance the Department in one area distinctive to its Vision, Priority & Thrust	QIM	20	2	40
<b>7.3</b>	<b>Institutional Distinctiveness</b>		20	2	40
<b>Criterion VII – Institutional Values and Best Practices</b>			50	2.6	130
	<b>Criteria-wise Assessment</b>		<b>Weightage (W)</b>	<b>Score</b>	<b>Wtd Grade Point (WGP)</b>
5	Student Support & Progression		44.00	1.73	76.00
7	Institutional values & Best Practices		50.00	2.60	130.00
	<b>Overall:-</b>		94.00	2.19	206.00





## Unit / Cell / Club: Placement

### Academic and Administrative Audit - 2020-2021

#### Strengths and Weaknesses

##### Strengths :

- Best Practices

##### Weaknesses :

- Student Progression
- Institutional Distinctiveness
- Student Support





**Scott Christian College (Autonomous)**  
Nagercoil – 629 003, Tamil Nadu, India



**INTERNAL QUALITY ASSURANCE CELL**

# **ACADEMIC & ADMINISTRATIVE AUDIT 2020-2021**

## **DEAN – FOREIGN AFFAIRS**



**GRADE**



**D**



Score : 2.58/4

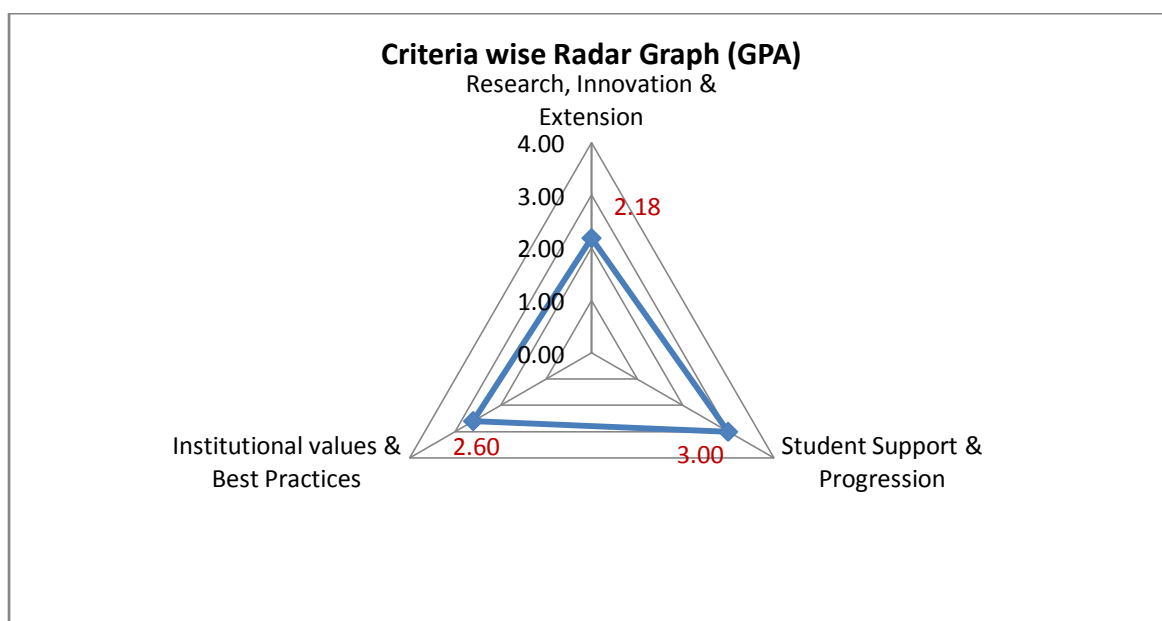
**Unit / Cell / Club: Dean – Foreign Affairs**

**Academic and Administrative Audit - 2020-2021**

No	Criteria	Weightage (W1)	Criterion-wise Weighted Grade Point (CrWGP1)	Grade Point Averages (CrWGP <sub>i</sub> /W <sub>i</sub> )
1	Curricular Aspects	-	-	-
2	Teaching, Learning & Evaluation	-	-	-
3	Research, Innovation & Extension	33.00	72.00	2.18
4	Infrastructure & Learning resources	-	-	-
5	Student Support & Progression	30.00	90.00	3.00
6	Governance, Leadership & Management	-	-	-
7	Institutional values & Best Practices	50.00	130.00	2.60
	<b>Total</b>	<b>113.00</b>	<b>292.00</b>	<b>2.58</b>
	<b>CGPA :</b>	<b>2.58</b>		

Dean IQAC

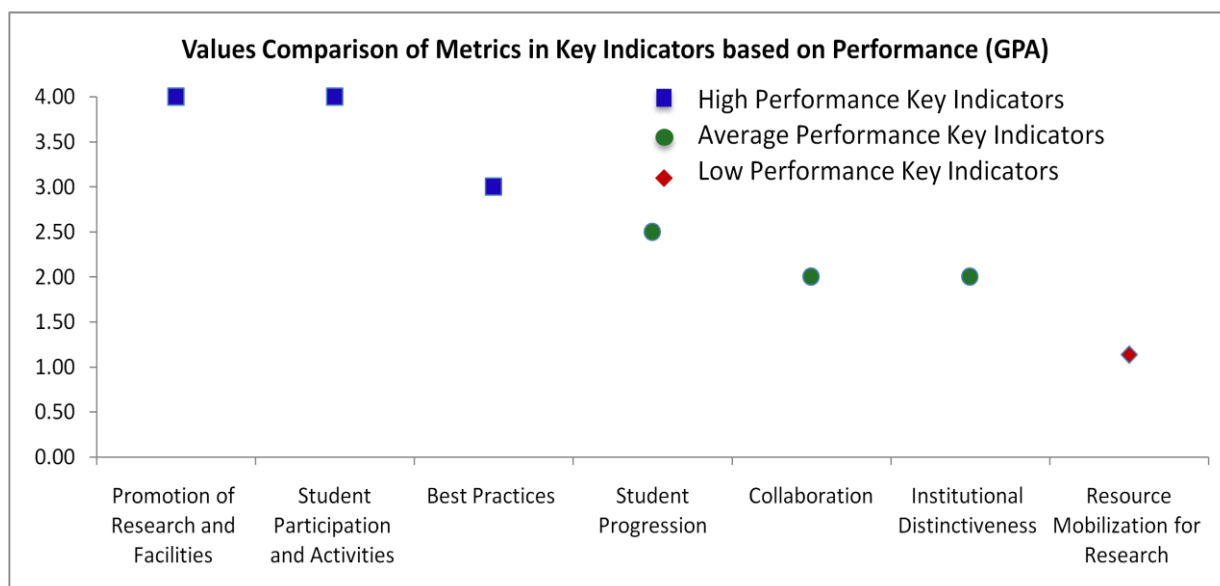
Principal



**Unit / Cell / Club: Dean – Foreign Affairs**

**Academic and Administrative Audit - 2020-2021**

No	Criteria and Key Indicators	Key Indicator Weightage (W <sub>i</sub> )	Key Indicator Wise Weighted Grade Points (KIWGP) <sub>i</sub>	Grade Point Averages (CrWGPI/W <sub>i</sub> )
<b>Criterion III – Research, Innovations and Extension</b>				
3.1	Promotion of Research and Facilities	6	24.00	4.00
3.2	Resource Mobilization for Research	7	8.00	1.14
3.7	Collaboration	20	40.00	2.00
	<b>Total</b>	<b>33</b>	<b>72.00</b>	<b>2.18</b>
<b>Criterion V - Student Support and Progression</b>				
5.2	Student Progression	20	50.00	2.50
5.3	Student Participation and Activities	10	40.00	4.00
	<b>Total</b>	<b>30</b>	<b>90.00</b>	<b>3.00</b>
<b>Criterion VII – Institutional Values and Best Practices</b>				
7.2	Best Practices	30	90.00	3.00
7.3	Institutional Distinctiveness	20	40.00	2.00
	<b>Total</b>	<b>50</b>	<b>130.00</b>	<b>2.60</b>
	<b>Grand Total</b>	<b>113</b>	<b>292.00</b>	<b>2.58</b>



**Unit / Cell / Club: Dean – Foreign Affairs**

**Academic and Administrative Audit - 2020-2021**

**Strengths and Weaknesses**

**Strengths :**

- Promotion of Research and Facilities
- Student Participation and Activities
- Best Practices

**Weaknesses :**

- Student Progression
- Collaboration
- Institutional Distinctiveness
- Resource Mobilization for Research





**Scott Christian College (Autonomous)**  
Nagercoil – 629 003, Tamil Nadu, India

**INTERNAL QUALITY ASSURANCE CELL**



# **ACADEMIC & ADMINISTRATIVE AUDIT 2020-2021**

## **BURSAR**

**GRADE**

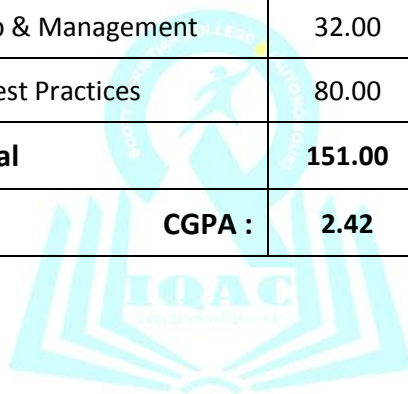
**B**

**Score : 2.42/4**

**Unit / Cell / Club: Bursar**

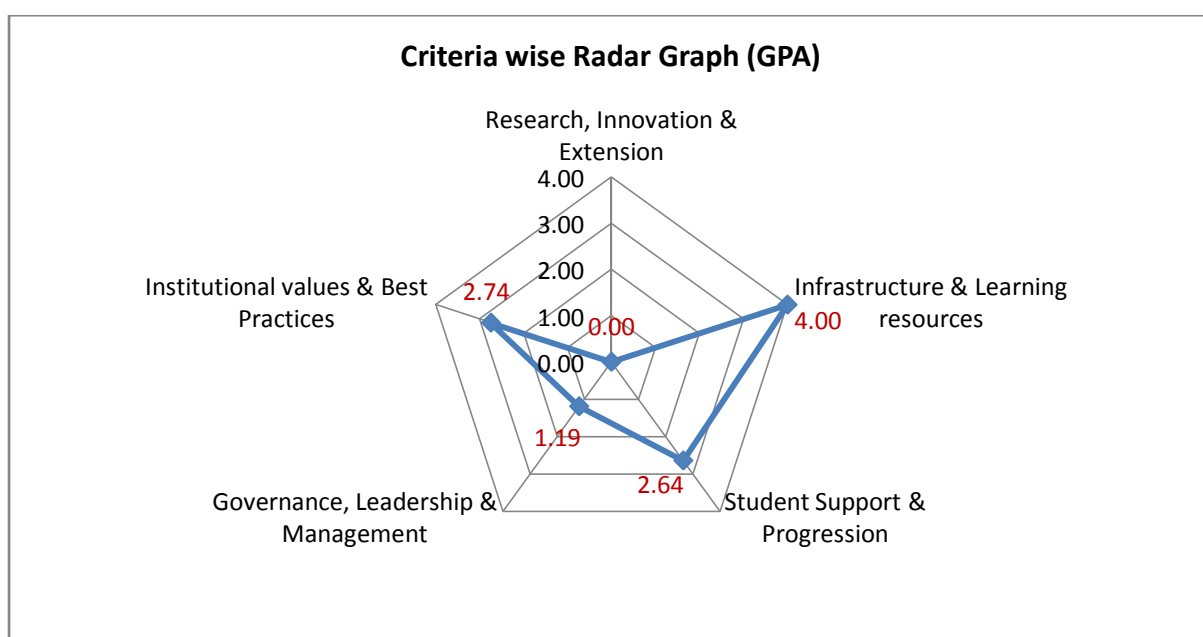
**Academic and Administrative Audit - 2020-2021**

No	Criteria	Weightage (W1)	Criterion-wise Weighted Grade Point (CrWGP1)	Grade Point Averages (CrWGP <sub>i</sub> /W <sub>i</sub> )
1	Curricular Aspects	-	-	-
2	Teaching, Learning & Evaluation	-	-	-
3	Research, Innovation & Extension	8.00	0.00	0.00
4	Infrastructure & Learning resources	20.00	80.00	4.00
5	Student Support & Progression	11.00	29.00	2.64
6	Governance, Leadership & Management	32.00	38.00	1.19
7	Institutional values & Best Practices	80.00	219.00	2.74
	<b>Total</b>	<b>151.00</b>	<b>366.00</b>	<b>2.42</b>
	<b>CGPA :</b>	<b>2.42</b>		



Dean IQAC

Principal

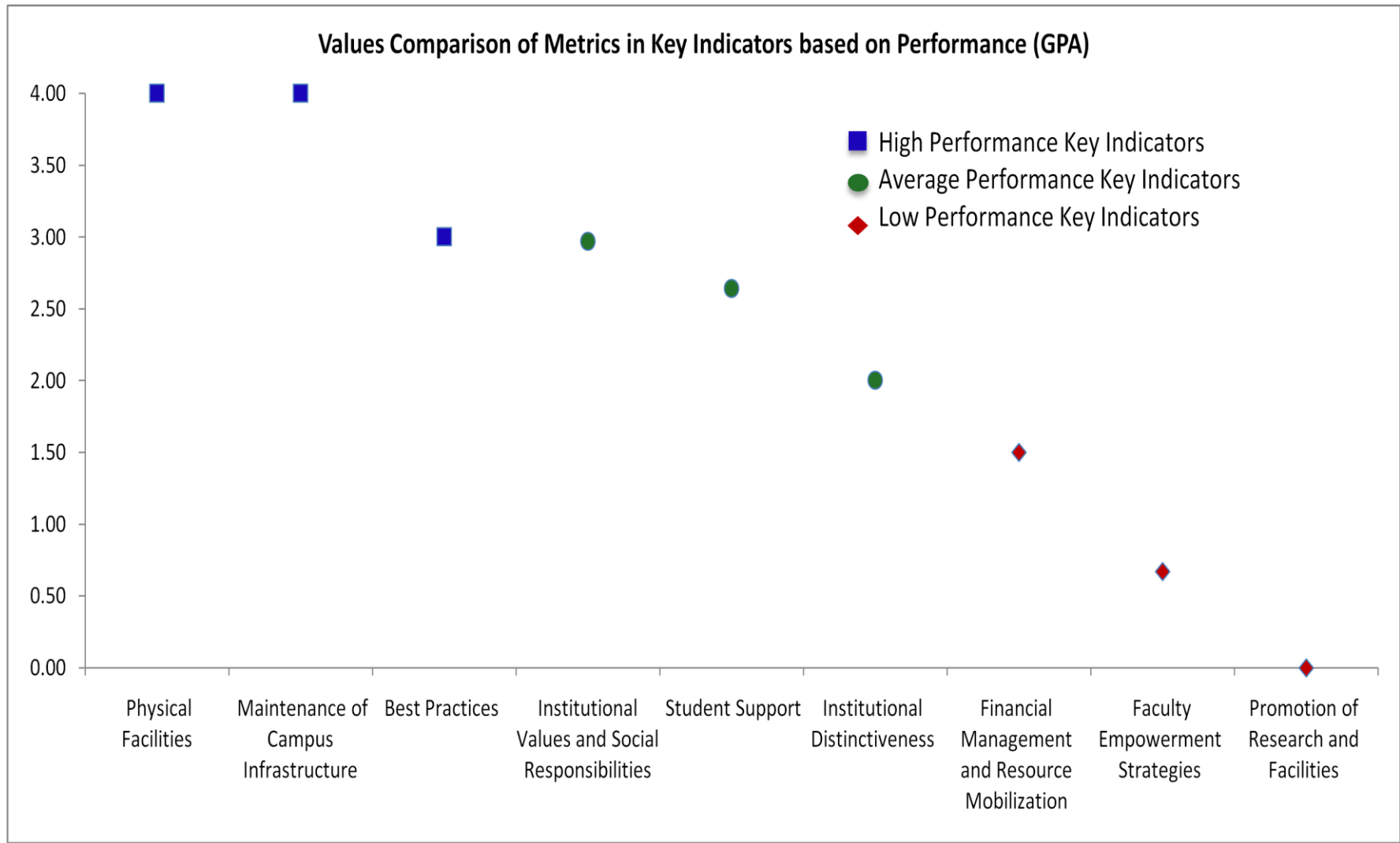


**Unit / Cell / Club: Bursar**

**Academic and Administrative Audit - 2020-2021**

No	Criteria and Key Indicators	Key Indicator Weightage (W <sub>i</sub> )	Key Indicator Wise Weighted Grade Points (KIWGP) <sub>i</sub>	Grade Point Averages (CrWGPI/W <sub>i</sub> )
<b>Criterion III – Research, Innovations and Extension</b>				
3.1	Promotion of Research and Facilities	8	0.00	0.00
	<b>Total</b>	<b>8</b>	<b>0.00</b>	<b>0.00</b>
<b>Criterion IV – Infrastructure and Learning Resources</b>				
4.1	Physical Facilities	10	40.00	4.00
4.4	Maintenance of Campus Infrastructure	10	40.00	4.00
	<b>Total</b>	<b>20</b>	<b>80.00</b>	<b>4.00</b>
<b>Criterion V - Student Support and Progression</b>				
5.1	Student Support	11	29.00	2.64
	<b>Total</b>	<b>11</b>	<b>29.00</b>	<b>2.64</b>
<b>Criterion VI – Governance, Leadership and Management</b>				
6.3	Faculty Empowerment Strategies	12	8	0.67
6.4	Financial Management and Resource Mobilization	20	30.00	1.50
	<b>Total</b>	<b>32</b>	<b>38.00</b>	<b>1.19</b>
<b>Criterion VII – Institutional Values and Best Practices</b>				
7.1	Institutional Values and Social Responsibilities	30	89.00	2.97
7.2	Best Practices	30	90.00	3.00
7.3	Institutional Distinctiveness	20	40.00	2.00
	<b>Total</b>	<b>80</b>	<b>219.00</b>	<b>2.74</b>
	<b>Grand Total</b>	<b>151</b>	<b>366.00</b>	<b>2.42</b>



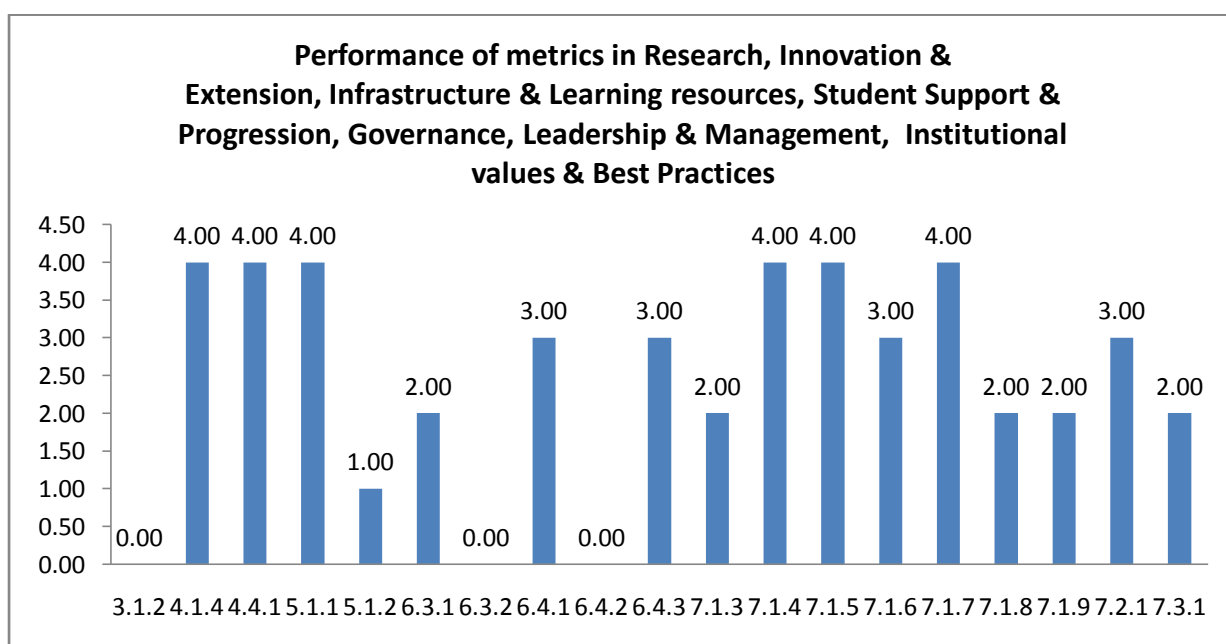




<b>Criterion VI – Governance, Leadership and Management</b>					
<b>6.3</b>	<b>Faculty Empowerment Strategies</b>				
6.3.1	List of Welfare measures for teaching & Non-teaching Staff	QIM	4	2.00	8
6.3.2	Teachers provided with financial support to attend conferences / workshops and towards membership fee of professional bodies during 2020-2021	QnM	8	0.00	0
<b>6.3</b>	<b>Faculty Empowerment Strategies</b>		12	0.67	8
<b>6.4</b>	<b>Financial Management and Resource Mobilization</b>				
6.4.1	Internal Audit & External Audit Report and Balance Sheets	QIM	4	3.00	12
6.4.2	Funds / Grants received from Government, non-government bodies, individuals, philanthropers during 2020-2021	QnM	10	0.00	0
6.4.3	Institutional strategies for mobilisation of funds and the optimal utilisation of resources	QIM	6	3.00	18
<b>6.4</b>	<b>Financial Management and Resource Mobilization</b>		20	1.50	30
<b>Criterion VI – Governance, Leadership and Management</b>			32	1.19	38
<b>Criterion VII – Institutional Values and Best Practices</b>					
<b>7.1</b>	<b>Institutional Values and Social Responsibilities</b>				
7.1.3	Waste Management steps including: a) Solid waste management b) Liquid waste management c) Biomedical waste management d) E-waste management e) Waste recycling system f) Hazardous chemicals and radioactive waste management	QIM	4	2.00	8
7.1.4	Rain water harvesting structures and utilization : 1. Rain water harvesting 2. Borewell /Open well recharge 3. Construction of tanks and bunds 4. Waste water recycling 5. Maintenance of water bodies and distribution system in the campus	QnM	4	4.00	16

7.1.5	Green Practices`: 1. Restricted entry of automobiles 2. Use of Bicycles/ Battery powered vehicles 3. Pedestrian Friendly pathways 4. Ban on use of Plastic 5. landscaping with trees and plants	QnM	4	4.00	16
7.1.6	Quality audits on environment and energy are regularly undertaken by the institution (Weightage 5 QnM) The institutional environment and energy initiatives are confirmed through the following 1.Green audit 2. Energy audit 3.Environment audit 4.Clean and green campus recognitions/awards 5. Beyond the campus environmental promotional activities	QnM	5	3.00	15
7.1.7	Differently abled (Divyangjan) friendliness : Resources available in the institution: 1. Built environment with ramps/lifts for easy access to classrooms. 2. Disabled-friendly washrooms 3. Signage including tactile path, lights, display boards and signposts 4. Assistive technology and facilities for persons with disabilities ( Divyangjan) accessible website, screen-reading software, mechanized equipment 5. Provision for enquiry and information : Human assistance, reader, scribe, soft copies of reading material, screen reading	QnM	4	4.00	16
7.1.8	Institutional efforts/initiatives in providing an inclusive environment i.e., tolerance and harmony towards cultural, regional, linguistic, communal socioeconomic and other diversities	QIM	5	2.00	10
7.1.9	Sensitization of students and employees of the Institution to the constitutional obligations: values, rights, duties and responsibilities of citizens	QIM	4	2.00	8
<b>7.1</b>	<b>Institutional Values and Social Responsibilities</b>		<b>30</b>	<b>2.97</b>	<b>89</b>

<b>7.2</b>	<b>Best Practices</b>				
7.2.1	Describe any one best practice followed by the Department / Cell / Body / Committee / Club/Unit	QIM	30	3.00	90
<b>7.2</b>	<b>Best Practices</b>		30	3.00	90
<b>7.3</b>	<b>Institutional Distinctiveness</b>				
7.3.1	Describe/Explain the performance the Department in one area distinctive to its Vision, Priority & Thrust	QIM	20	2.00	40
<b>7.3</b>	<b>Institutional Distinctiveness</b>		20	2.00	40
<b>Criterion VII – Institutional Values and Best Practices</b>			80	2.74	219
	<b>Criteria-wise Assessment</b>		<b>Weightage (W)</b>	<b>Score</b>	<b>Wtd Grade Point (WGP)</b>
3	Research, Innovation & Extension		8.00	0.00	0.00
4	Infrastructure & Learning resources		20.00	4.00	80.00
5	Student Support & Progression		11.00	2.64	29.00
6	Governance, Leadership & Management		32.00	1.19	38.00
7	Institutional values & Best Practices		80.00	2.74	219.00
	<b>Overall:-</b>		<b>151.00</b>	<b>2.42</b>	<b>366.00</b>



**Unit / Cell / Club: Bursar**

**Academic and Administrative Audit - 2020-2021**

**Strengths and Weaknesses**

**Strengths :**

- Physical Facilities
- Maintenance of Campus Infrastructure
- Best Practices

**Weaknesses :**

- Institutional Values and Social Responsibilities
- Student Support
- Institutional Distinctiveness
- Financial Management and Resource Mobilization
- Faculty Empowerment Strategies
- Promotion of Research and Facilities





**Scott Christian College (Autonomous)**  
Nagercoil – 629 003, Tamil Nadu, India



**INTERNAL QUALITY ASSURANCE CELL**

# **ACADEMIC & ADMINISTRATIVE AUDIT 2020-2021**

## **NCC – ARMY**

**GRADE**

**C**

**Score : 1.77/4**

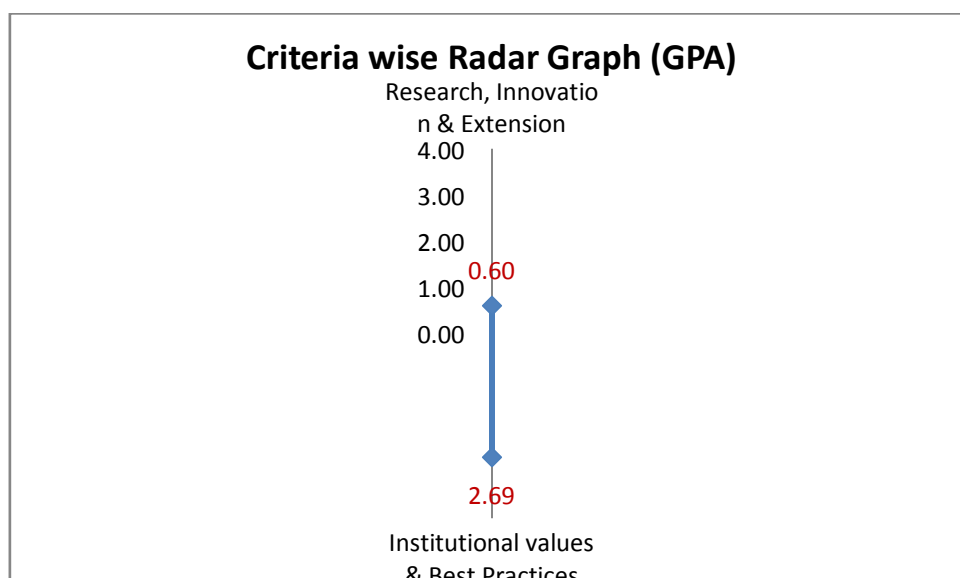
**Unit / Cell / Club: NCC - Army**

**Academic and Administrative Audit - 2020-2021**

No	Criteria	Weightage (W1)	Criterion-wise Weighted Grade Point (CrWGP1)	Grade Point Averages (CrWGP <sub>i</sub> /W <sub>i</sub> )
1	Curricular Aspects	-	-	-
2	Teaching, Learning & Evaluation	-	-	-
3	Research, Innovation & Extension	50.00	30.00	0.60
4	Infrastructure & Learning resources	-	-	-
5	Student Support & Progression	-	-	-
6	Governance, Leadership & Management	-	-	-
7	Institutional values & Best Practices	64.00	172.00	2.69
	<b>Total</b>	<b>114.00</b>	<b>202.00</b>	<b>1.77</b>
	<b>CGPA : 1.77</b>			

Dean IQAC

Principal

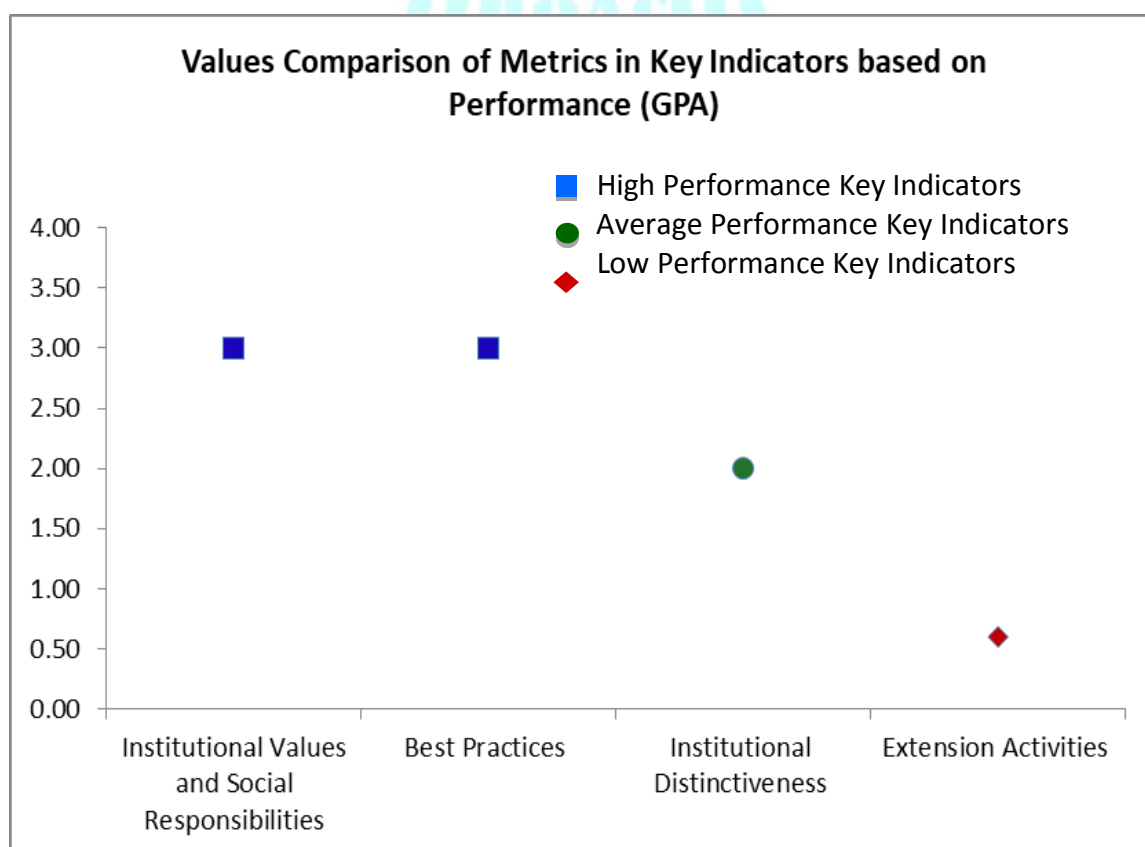




**Unit / Cell / Club: NCC - Army**

**Academic and Administrative Audit - 2020-2021**

No	Criteria and Key Indicators	Key Indicator Weightage (W <sub>i</sub> )	Key Indicator Wise Weighted Grade Points (KIWGP) <sub>i</sub>	Grade Point Averages (CrWGPI/W <sub>i</sub> )
<b>Criterion III – Research, Innovations and Extension</b>				
3.6	Extension Activities	50	30.00	0.60
	<b>Total</b>	<b>50</b>	<b>30.00</b>	<b>0.60</b>
<b>Criterion VII – Institutional Values and Best Practices</b>				
7.1	Institutional Values and Social Responsibilities	14	42.00	3.00
7.2	Best Practices	30	90.00	3.00
7.3	Institutional Distinctiveness	20	40.00	2.00
	<b>Total</b>	<b>64</b>	<b>172.00</b>	<b>2.69</b>
	<b>Grand Total</b>	<b>114</b>	<b>202.00</b>	<b>1.77</b>





## Scott Christian College (Autonomous), Nagercoil

AAA 2020-2021 - Assessment Sheet

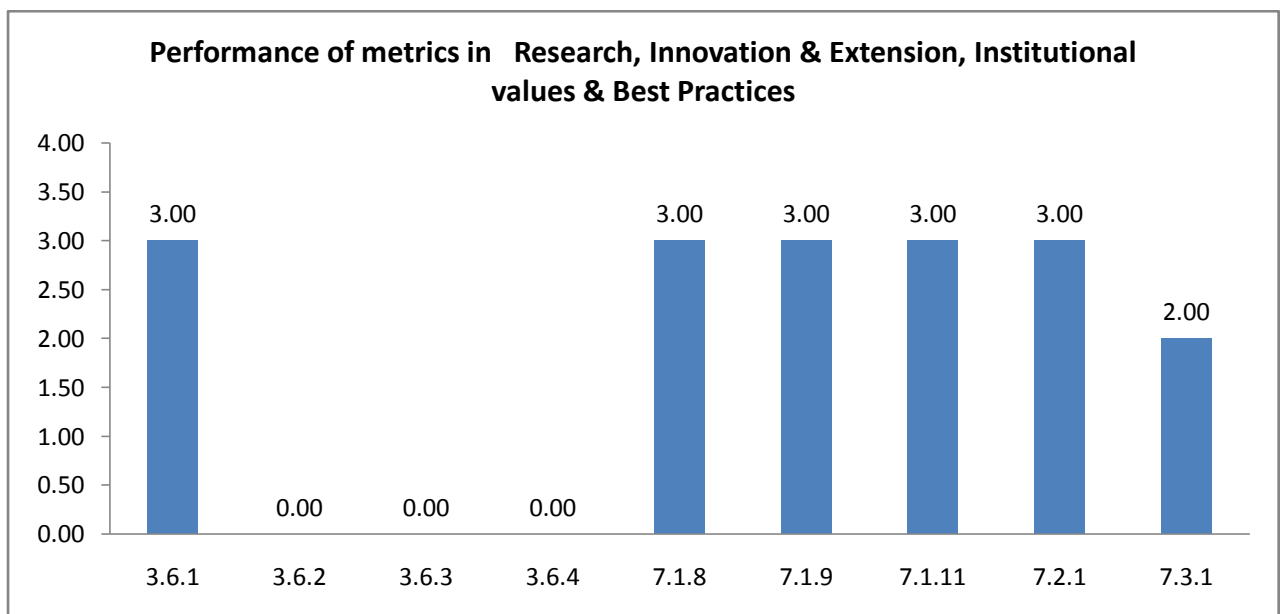
NCC - Army



### Qualitative & Quantitative Metrics

Metric	Parameter	QIM/ QnM	Weightage	Score	Wtd. Score
<b>Criterion III – Research, Innovations and Extension</b>					
<b>3.6</b>	<b>Extension Activities</b>				
3.6.1	What are the Extension activities in the neighborhood community in terms of impact and sensitizing students to social issues and holistic development during 2020-2021?	QIM	10	3.00	30
3.6.2	Number of awards and recognition received for extension activities from Government /recognized bodies during 2020-2021	QnM	15	0.00	0
3.6.3	Number of extension and outreach Programmes conducted in collaboration with industry, community and Non- Government Organizations through NSS/NCC/Red cross/YRC etc., during 2020-2021	QnM	10	0.00	0
3.6.4	Students participating in extension activities with Government Organizations, Non-Government Organizations and Programmes such as Swachh Bharat, Aids Awareness, Gender Issue, etc. during 2020-2021	QnM	15	0.00	0
<b>3.6</b>	<b>Extension Activities</b>		50	0.60	30
<b>Criterion III – Research, Innovations and Extension</b>					
<b>Criterion VII – Institutional Values and Best Practices</b>					
<b>7.1</b>	<b>Institutional Values and Social Responsibilities</b>				
7.1.8	Institutional efforts/initiatives in providing an inclusive environment i.e., tolerance and harmony towards cultural, regional, linguistic, communal socioeconomic and other diversities	QIM	5	3.00	15
7.1.9	Sensitization of students and employees of the Institution to the constitutional obligations: values, rights, duties and responsibilities of citizens	QIM	4	3.00	12

7.1.1	Institution celebrates / organizes national and international commemorative days, events and festivals	QIM	5	3.00	15
<b>7.1</b>	<b>Institutional Values and Social Responsibilities</b>		14	3.00	42
<b>7.2</b>	<b>Best Practices</b>				
7.2.1	Describe any one best practice followed by the Department / Cell / Body / Committee / Club/Unit	QIM	30	3.00	90
<b>7.2</b>	<b>Best Practices</b>		30	3.00	90
<b>7.3</b>	<b>Institutional Distinctiveness</b>				
7.3.1	Describe/Explain the performance the Department in one area distinctive to its Vision, Priority & Thrust	QIM	20	2.00	40
<b>7.3</b>	<b>Institutional Distinctiveness</b>		20	2.00	40
<b>Criterion VII – Institutional Values and Best Practices</b>			64	2.69	172
	<b>Criteria-wise Assessment</b>		<b>Weightage (W)</b>	<b>Score</b>	<b>Wtd Grade Point (WGP)</b>
3	Research, Innovation & Extension		50.00	0.60	30.00
7	Institutional values & Best Practices		64.00	2.69	172.00
	<b>Overall:-</b>		114.00	1.77	202.00



**Unit / Cell / Club: NCC - Army**

**Academic and Administrative Audit - 2020-2021**

**Strengths and Weaknesses**

**Strengths :**

- Institutional Values and Social Responsibilities
- Best Practices

**Weaknesses :**

- Institutional Distinctiveness
- Extension Activities





**Scott Christian College (Autonomous)**  
Nagercoil – 629 003, Tamil Nadu, India

**INTERNAL QUALITY ASSURANCE CELL**



# **ACADEMIC & ADMINISTRATIVE AUDIT 2020-2021**

## **NCC – NAVY**

**GRADE**

**X**

**Not Participated**

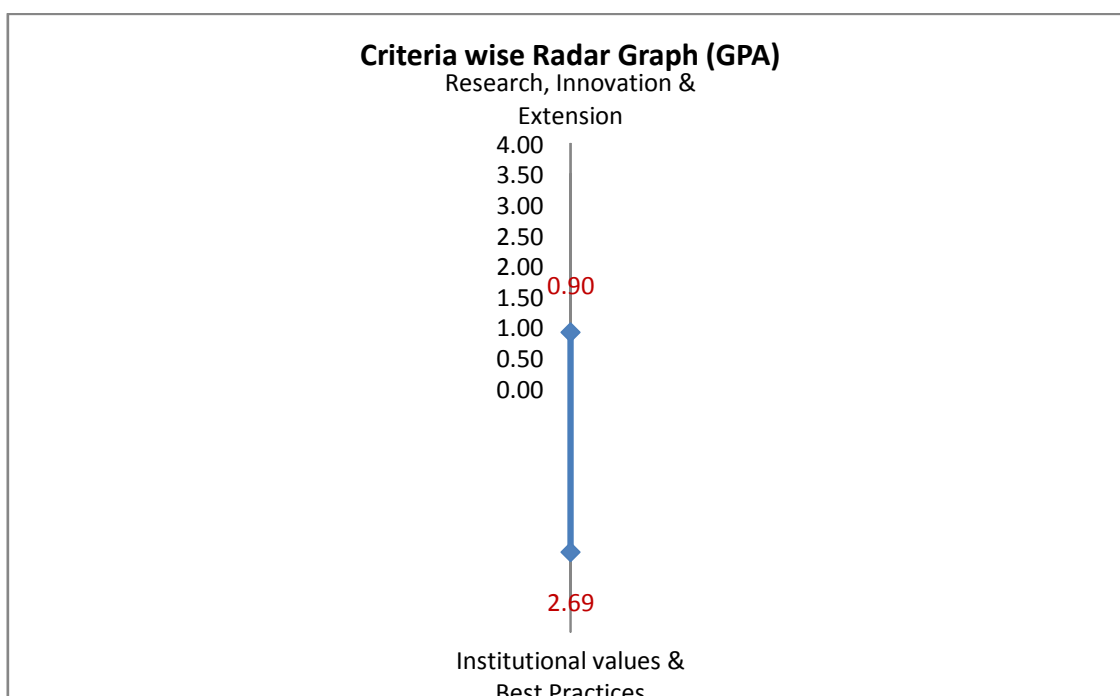
**Unit / Cell / Club: NCC - Navy**

**Academic and Administrative Audit - 2020-2021**

No	Criteria	Weightage (W1)	Criterion-wise Weighted Grade Point (CrWGP1)	Grade Point Averages (CrWGP <sub>i</sub> /W <sub>i</sub> )
1	Curricular Aspects	-	-	-
2	Teaching, Learning & Evaluation	-	-	-
3	Research, Innovation & Extension	50.00	45.00	0.90
4	Infrastructure & Learning resources	-	-	-
5	Student Support & Progression	-	-	-
6	Governance, Leadership & Management	-	-	-
7	Institutional values & Best Practices	64.00	172.00	2.69
	<b>Total</b>	<b>114.00</b>	<b>217.00</b>	<b>1.9</b>
	<b>CGPA :</b>	<b>1.9</b>		

Dean IQAC

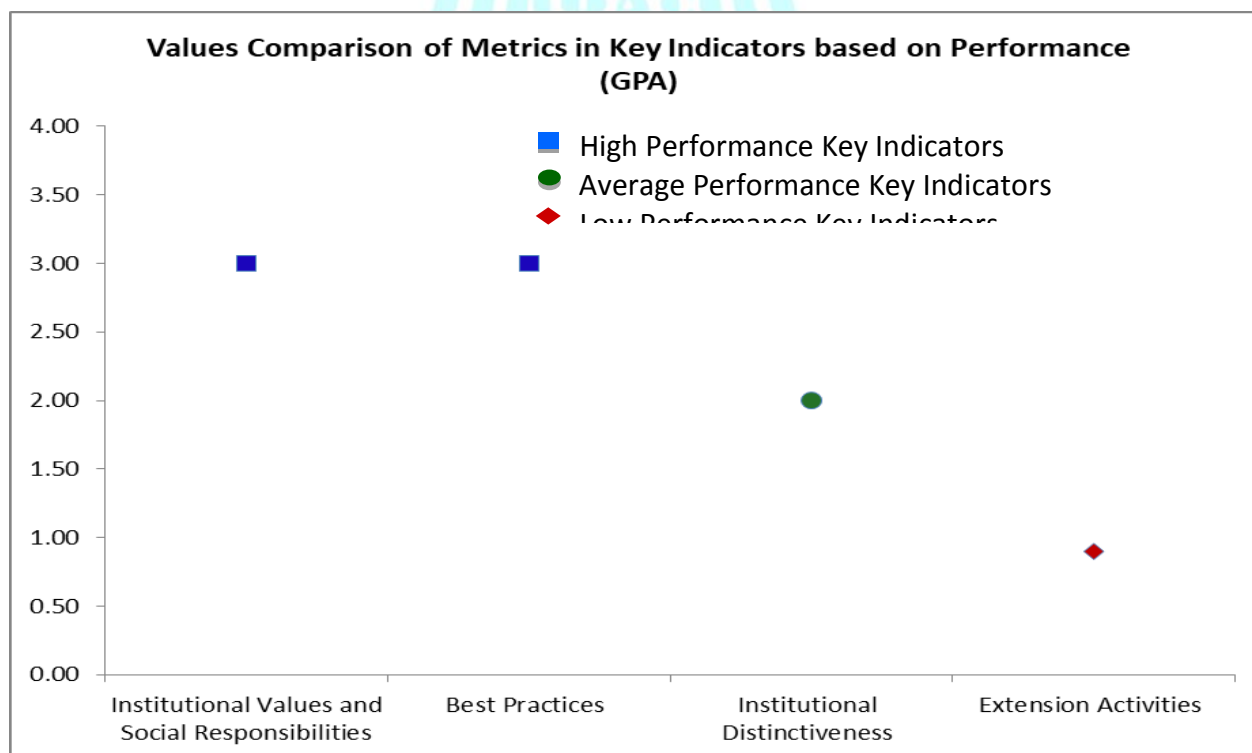
Principal



Unit / Cell / Club: NCC - Navy

Academic and Administrative Audit - 2020-2021

No	Criteria and Key Indicators	Key Indicator Weightage ( $W_i$ )	Key Indicator Wise Weighted Grade Points (KIWGP) <sub>i</sub>	Grade Point Averages (CrWGPI/ $W_i$ )
<b>Criterion III – Research, Innovations and Extension</b>				
3.6	Extension Activities	50	45.00	0.90
	<b>Total</b>	<b>50</b>	<b>45.00</b>	<b>0.90</b>
<b>Criterion VII – Institutional Values and Best Practices</b>				
7.1	Institutional Values and Social Responsibilities	14	42.00	3.00
7.2	Best Practices	30	90.00	3.00
7.3	Institutional Distinctiveness	20	40.00	2.00
	<b>Total</b>	<b>64</b>	<b>172.00</b>	<b>2.69</b>
	<b>Grand Total</b>	<b>114</b>	<b>217.00</b>	<b>1.9</b>





## Scott Christian College (Autonomous), Nagercoil

AAA 2020-2021 - Assessment Sheet

NCC – Navy – Not Participated

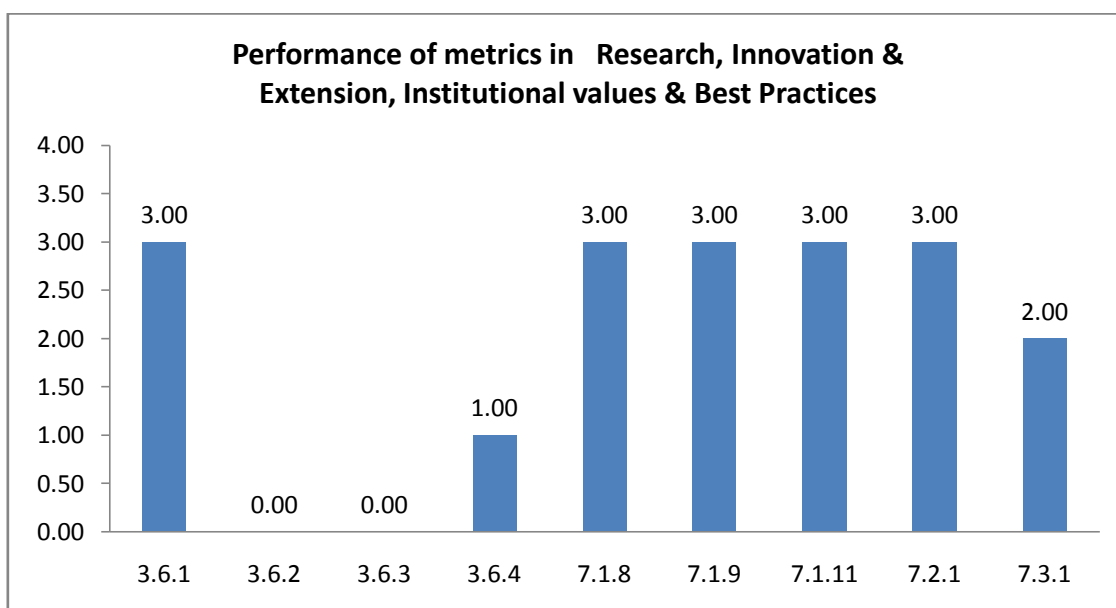
### Qualitative & Quantitative Metrics



Metric	Parameter	QIM/ QnM	Weightage	Score	Wtd. Score
<b>Criterion III – Research, Innovations and Extension</b>					
<b>3.6</b>	<b>Extension Activities</b>				
3.6.1	What are the Extension activities in the neighborhood community in terms of impact and sensitizing students to social issues and holistic development during 2020-2021?	QIM	10	3.00	30
3.6.2	Number of awards and recognition received for extension activities from Government /recognized bodies during 2020-2021	QnM	15	0.00	0
3.6.3	Number of extension and outreach Programmes conducted in collaboration with industry, community and Non- Government Organizations through NSS/NCC/Red cross/YRC etc., during 2020-2021	QnM	10	0.00	0
3.6.4	Students participating in extension activities with Government Organizations, Non-Government Organizations and Programmes such as Swachh Bharat, Aids Awareness, Gender Issue, etc. during 2020-2021	QnM	15	1.00	15
<b>3.6</b>	<b>Extension Activities</b>		50	0.90	45
<b>Criterion III – Research, Innovations and Extension</b>					
			50	0.90	45
<b>Criterion VII – Institutional Values and Best Practices</b>					
<b>7.1</b>	<b>Institutional Values and Social Responsibilities</b>				
7.1.8	Institutional efforts/initiatives in providing an inclusive environment i.e., tolerance and harmony towards cultural, regional, linguistic, communal socioeconomic and other diversities	QIM	5	3.00	<b>15</b>
7.1.9	Sensitization of students and employees of the Institution to the constitutional obligations: values, rights, duties and responsibilities of citizens	QIM	4	3.00	<b>12</b>



7.1.11	Institution celebrates / organizes national and international commemorative days, events and festivals	QIM	5	3.00	15
<b>7.1</b>	<b>Institutional Values and Social Responsibilities</b>		14	3.00	42
<b>7.2</b>	<b>Best Practices</b>				
7.2.1	Describe any one best practice followed by the Department / Cell / Body / Committee / Club/Unit	QIM	30	3.00	90
<b>7.2</b>	<b>Best Practices</b>		30	3.00	90
<b>7.3</b>	<b>Institutional Distinctiveness</b>				
7.3.1	Describe/Explain the performance the Department in one area distinctive to its Vision, Priority & Thrust	QIM	20	2.00	40
<b>7.3</b>	<b>Institutional Distinctiveness</b>		20	2.00	40
<b>Criterion VII – Institutional Values and Best Practices</b>			64	2.69	172
	<b>Criteria-wise Assessment</b>		<b>Weightage (W)</b>	<b>Score</b>	<b>Wtd Grade Point (WGP)</b>
3	Research, Innovation & Extension		50.00	0.90	45.00
7	Institutional values & Best Practices		64.00	2.69	172.00
	Overall:-		114.00	1.90	217.00



**Unit / Cell / Club: NCC - Navy**

**Academic and Administrative Audit - 2020-2021**

**Strengths and Weaknesses**

**Strengths :**

- Institutional Values and Social Responsibilities
- Best Practices

**Weaknesses :**

- Institutional Distinctiveness
- Extension Activities





**Scott Christian College (Autonomous)**  
Nagercoil – 629 003, Tamil Nadu, India



**INTERNAL QUALITY ASSURANCE CELL**

# **ACADEMIC & ADMINISTRATIVE AUDIT 2020-2021**

## **NSS – 90**

**GRADE**

**C**

**Score : 1.91/4**

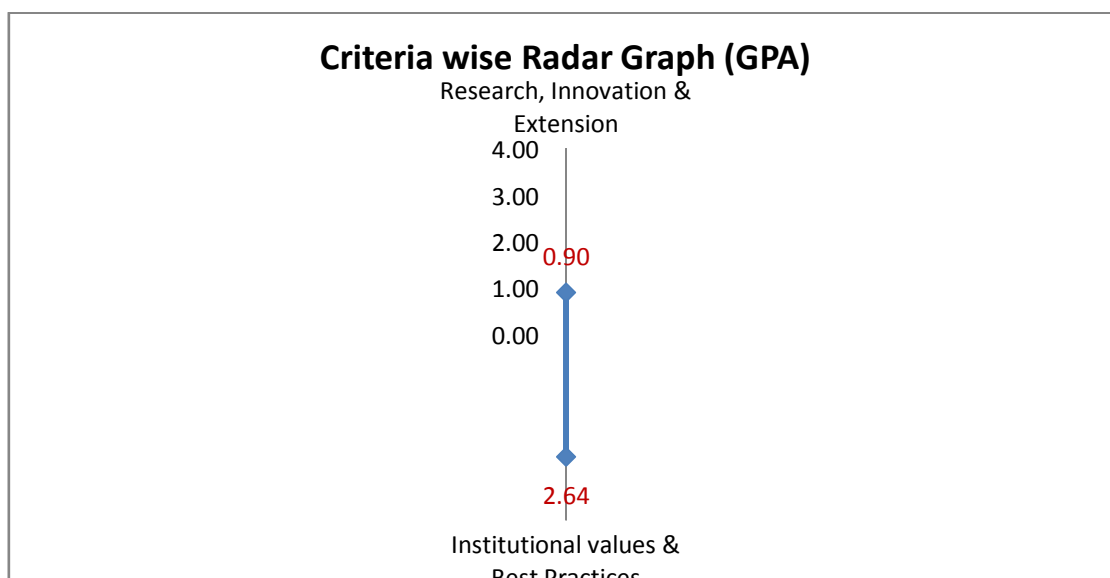
**Unit / Cell / Club: NSS - 90**

**Academic and Administrative Audit - 2020-2021**

No	Criteria	Weightage (W1)	Criterion-wise Weighted Grade Point (CrWGP1)	Grade Point Averages (CrWGP <sub>i</sub> /W <sub>i</sub> )
1	Curricular Aspects	-	-	-
2	Teaching, Learning & Evaluation	-	-	-
3	Research, Innovation & Extension	50.00	45.00	0.90
4	Infrastructure & Learning resources	-	-	-
5	Student Support & Progression	-	-	-
6	Governance, Leadership & Management	-	-	-
7	Institutional values & Best Practices	69.00	182.00	2.64
	<b>Total</b>	<b>119.00</b>	<b>227.00</b>	<b>1.91</b>
	<b>CGPA :</b>	<b>1.91</b>		

Dean IQAC

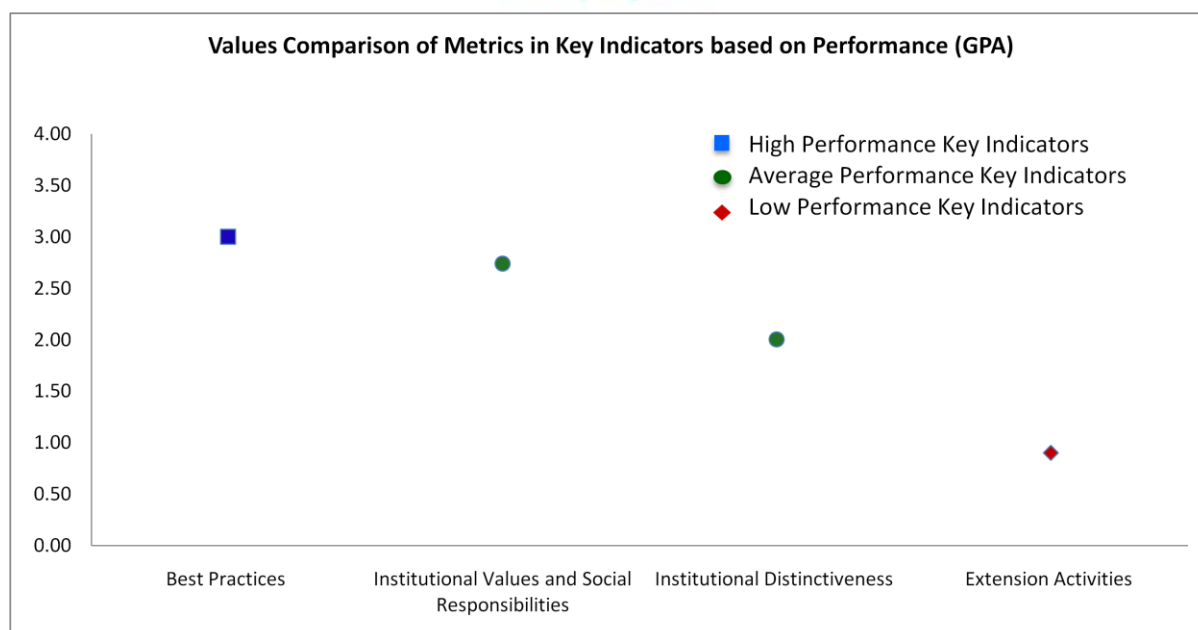
Principal



Unit / Cell / Club: NSS - 90

Academic and Administrative Audit - 2020-2021

No	Criteria and Key Indicators	Key Indicator Weightage ( $W_i$ )	Key Indicator Wise Weighted Grade Points (KIWGP) <sub>i</sub>	Grade Point Averages (CrWGPI/ $W_i$ )
<b>Criterion III – Research, Innovations and Extension</b>				
3.6	Extension Activities	50	45.00	0.90
	<b>Total</b>	<b>50</b>	<b>45.00</b>	<b>0.90</b>
<b>Criterion VII – Institutional Values and Best Practices</b>				
7.1	Institutional Values and Social Responsibilities	19	52.00	2.74
7.2	Best Practices	30	90.00	3.00
7.3	Institutional Distinctiveness	20	40.00	2.00
	<b>Total</b>	<b>69</b>	<b>182.00</b>	<b>2.64</b>
	<b>Grand Total</b>	<b>119</b>	<b>227.00</b>	<b>1.91</b>

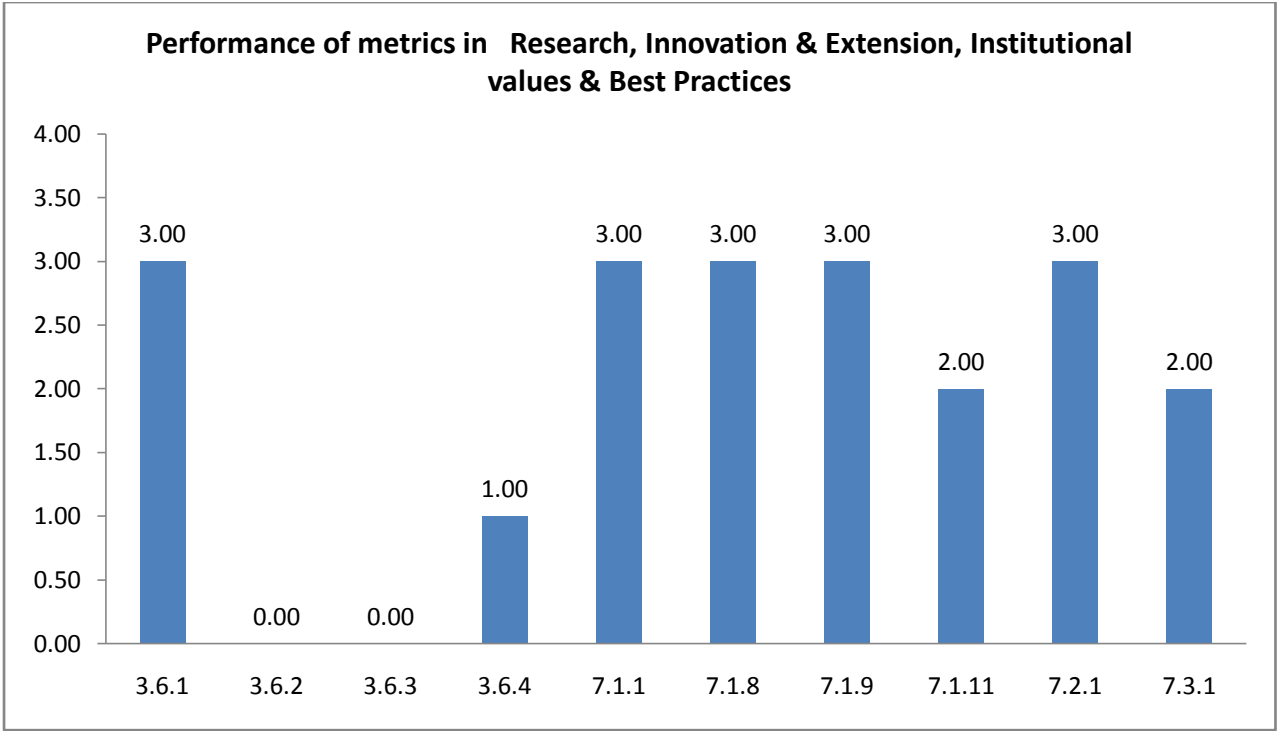




**Qualitative & Quantitative Metrics**

Metric	Parameter	QIM/QnM	Weightage	Score	Wtd. Score
	<b>Criterion III – Research, Innovations and Extension</b>				
<b>3.6</b>	<b>Extension Activities</b>				
3.6.1	What are the Extension activities in the neighborhood community in terms of impact and sensitizing students to social issues and holistic development during 2020-2021?	QIM	10	3.00	30
3.6.2	Number of awards and recognition received for extension activities from Government /recognized bodies during 2020-2021	QnM	15	0.00	0
3.6.3	Number of extension and outreach Programmes conducted in collaboration with industry, community and Non- Government Organizations through NSS/NCC/Red cross/YRC etc., during 2020-2021	QnM	10	0.00	0
3.6.4	Students participating in extension activities with Government Organizations, Non-Government Organizations and Programmes such as Swachh Bharat, Aids Awareness, Gender Issue, etc. during 2020-2021	QnM	15	1.00	15
<b>3.6</b>	<b>Extension Activities</b>		50	0.90	45
	<b>Criterion III – Research, Innovations and Extension</b>		50	0.90	45
	<b>Criterion VII – Institutional Values and Best Practices</b>				
<b>7.1</b>	<b>Institutional Values and Social Responsibilities</b>				
7.1.1	Number of gender equity promotion Programmes organized by the department/club/cell/ unit during 2020-2021	QIM	5	3.00	15

7.1.8	Institutional efforts/initiatives in providing an inclusive environment i.e., tolerance and harmony towards cultural, regional, linguistic, communal socioeconomic and other diversities	QIM	5	3.00	15
7.1.9	Sensitization of students and employees of the Institution to the constitutional obligations: values, rights, duties and responsibilities of citizens	QIM	4	3.00	12
7.1.11	Institution celebrates / organizes national and international commemorative days, events and festivals	QIM	5	2.00	10
<b>7.1</b>	<b>Institutional Values and Social Responsibilities</b>		19	2.74	52
<b>7.2</b>	<b>Best Practices</b>				
7.2.1	Describe any one best practice followed by the Department / Cell / Body / Committee / Club/Unit	QIM	30	3.00	90
<b>7.2</b>	<b>Best Practices</b>		30	3.00	90
<b>7.3</b>	<b>Institutional Distinctiveness</b>				
7.3.1	Describe/Explain the performance the Department in one area distinctive to its Vision, Priority & Thrust	QIM	20	2.00	40
<b>7.3</b>	<b>Institutional Distinctiveness</b>		20	2.00	40
<b>Criterion VII – Institutional Values and Best Practices</b>			69	2.64	182
	<b>Criteria-wise Assessment</b>		<b>Weightage (W)</b>	<b>Score</b>	<b>Wtd Grade Point (WGP)</b>
3	Research, Innovation & Extension		50.00	0.90	45.00
7	Institutional values & Best Practices		69.00	2.64	182.00
	<b>Overall:-</b>		119.00	1.91	227.00





**Unit / Cell / Club: NSS - 90**

**Academic and Administrative Audit - 2020-2021**

**Strengths and Weaknesses**

**Strengths :**

- Best Practices

**Weaknesses :**

- Institutional Values and Social Responsibilities
- Institutional Distinctiveness
- Extension Activities





**Scott Christian College (Autonomous)**  
Nagercoil – 629 003, Tamil Nadu, India



**INTERNAL QUALITY ASSURANCE CELL**

# **ACADEMIC & ADMINISTRATIVE AUDIT 2020-2021**

## **NSS – 91**

**GRADE**

**C**

**Score : 1.78/4**

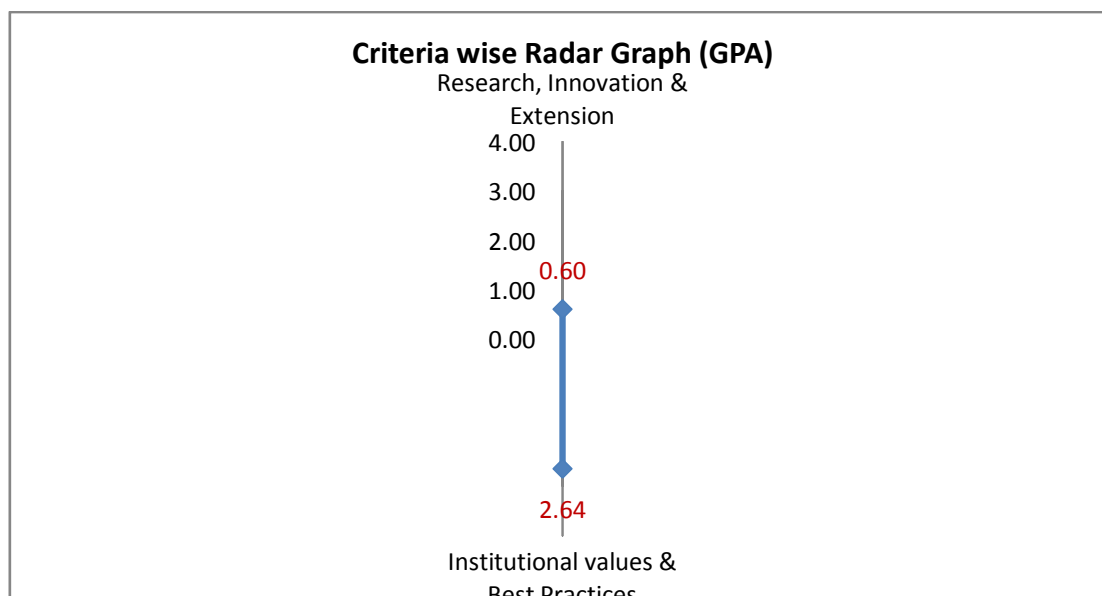
**Unit / Cell / Club: NSS - 91**

**Academic and Administrative Audit - 2020-2021**

No	Criteria	Weightage (W1)	Criterion-wise Weighted Grade Point (CrWGP1)	Grade Point Averages (CrWGP <sub>i</sub> /W <sub>i</sub> )
1	Curricular Aspects	-	-	-
2	Teaching, Learning & Evaluation	-	-	-
3	Research, Innovation & Extension	50.00	30.00	0.60
4	Infrastructure & Learning resources	-	-	-
5	Student Support & Progression	-	-	-
6	Governance, Leadership & Management	-	-	-
7	Institutional values & Best Practices	69.00	182.00	2.64
	<b>Total</b>	<b>119.00</b>	<b>212.00</b>	<b>1.78</b>
	<b>CGPA :</b>	<b>1.78</b>		

Dean IQAC

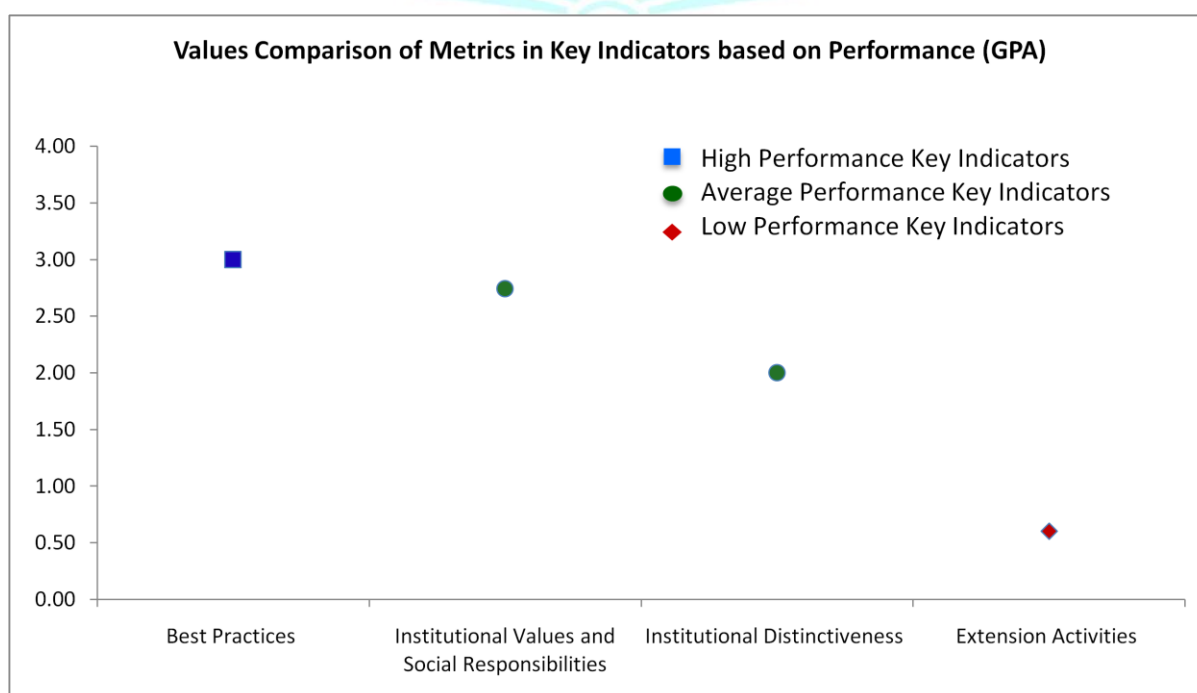
Principal



**Unit / Cell / Club: NSS - 91**

**Academic and Administrative Audit - 2020-2021**

No	Criteria and Key Indicators	Key Indicator Weightage (W <sub>i</sub> )	Key Indicator Wise Weighted Grade Points (KIWGP) <sub>i</sub>	Grade Point Averages (CrWGPI/W <sub>i</sub> )
<b>Criterion III – Research, Innovations and Extension</b>				
3.6	Extension Activities	50	30.00	0.60
	<b>Total</b>	<b>50</b>	<b>30.00</b>	<b>0.60</b>
<b>Criterion VII – Institutional Values and Best Practices</b>				
7.1	Institutional Values and Social Responsibilities	19	52.00	2.74
7.2	Best Practices	30	90.00	3.00
7.3	Institutional Distinctiveness	20	40.00	2.00
	<b>Total</b>	<b>69</b>	<b>182.00</b>	<b>2.64</b>
	<b>Grand Total</b>	<b>119</b>	<b>212.00</b>	<b>1.78</b>





## Scott Christian College (Autonomous), Nagercoil

AAA 2020-2021 - Assessment Sheet

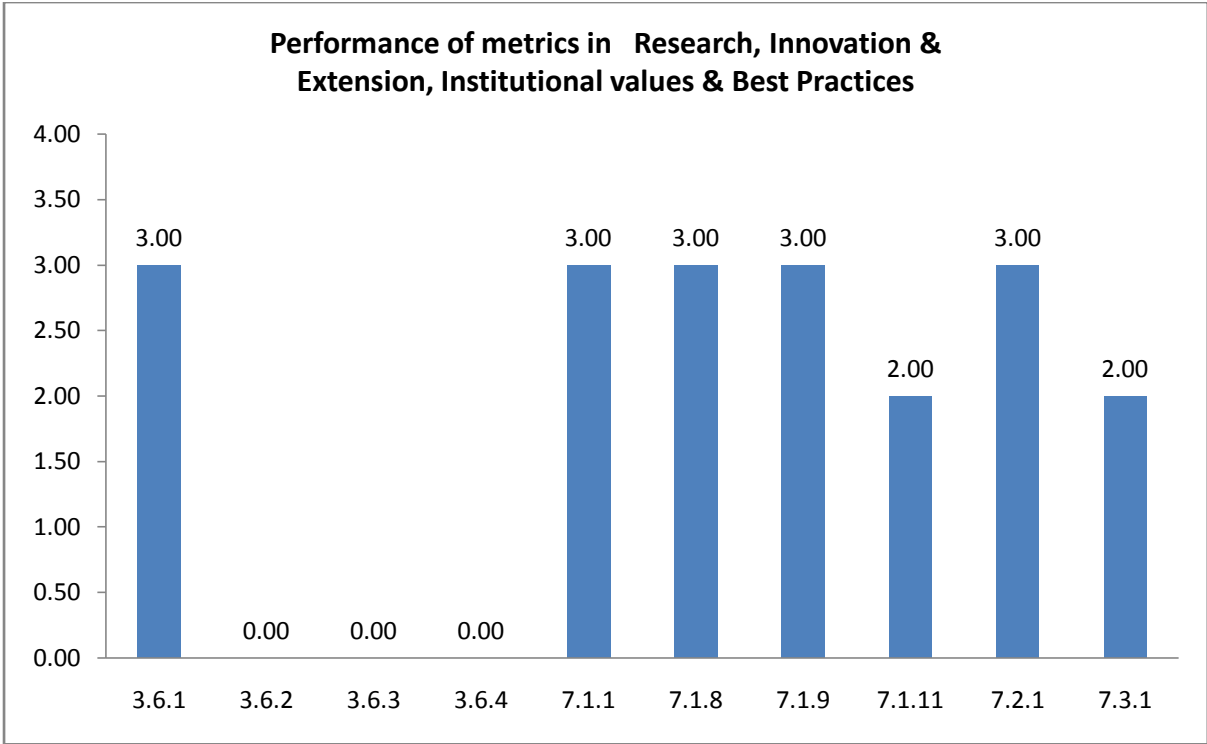
NSS Unit - 91



### Qualitative & Quantitative Metrics

Metric	Parameter	QIM/ QnM	Weightage	Score	Wtd. Score
<b>Criterion III – Research, Innovations and Extension</b>					
<b>3.6</b>	<b>Extension Activities</b>				
3.6.1	What are the Extension activities in the neighborhood community in terms of impact and sensitizing students to social issues and holistic development during 2020-2021?	QIM	10	3.00	30
3.6.2	Number of awards and recognition received for extension activities from Government /recognized bodies during 2020-2021	QnM	15	0.00	0
3.6.3	Number of extension and outreach Programmes conducted in collaboration with industry, community and Non-Government Organizations through NSS/NCC/Red cross/YRC etc., during 2020-2021	QnM	10	0.00	0
3.6.4	Students participating in extension activities with Government Organizations, Non-Government Organizations and Programmes such as Swachh Bharat, Aids Awareness, Gender Issue, etc. during 2020-2021	QnM	15	0.00	0
<b>3.6</b>	<b>Extension Activities</b>		<b>50</b>	<b>0.60</b>	<b>30</b>
<b>Criterion III – Research, Innovations and Extension</b>					
			<b>50</b>	<b>0.60</b>	<b>30</b>
<b>Criterion VII – Institutional Values and Best Practices</b>					
<b>7.1</b>	<b>Institutional Values and Social Responsibilities</b>				
7.1.1	Number of gender equity promotion Programmes organized by the department/club/cell/ unit during 2020-2021	QIM	5	3.00	<b>15</b>

7.1.8	Institutional efforts/initiatives in providing an inclusive environment i.e., tolerance and harmony towards cultural, regional, linguistic, communal socioeconomic and other diversities	QIM	5	3.00	15
7.1.9	Sensitization of students and employees of the Institution to the constitutional obligations: values, rights, duties and responsibilities of citizens	QIM	4	3.00	12
7.1.11	Institution celebrates / organizes national and international commemorative days, events and festivals	QIM	5	2.00	10
<b>7.1</b>	<b>Institutional Values and Social Responsibilities</b>		19	2.74	52
<b>7.2</b>	<b>Best Practices</b>				
7.2.1	Describe any one best practice followed by the Department / Cell / Body / Committee / Club/Unit	QIM	30	3.00	90
<b>7.2</b>	<b>Best Practices</b>		30	3.00	90
<b>7.3</b>	<b>Institutional Distinctiveness</b>				
7.3.1	Describe/Explain the performance the Department in one area distinctive to its Vision, Priority & Thrust	QIM	20	2.00	40
<b>7.3</b>	<b>Institutional Distinctiveness</b>		20	2.00	40
<b>Criterion VII – Institutional Values and Best Practices</b>			69	2.64	182
	<b>Criteria-wise Assessment</b>		<b>Weightage (W)</b>	<b>Score</b>	<b>Wtd Grade Point (WGP)</b>
3	Research, Innovation & Extension		50.00	0.60	30.00
7	Institutional values & Best Practices		69.00	2.64	182.00
	<b>Overall:-</b>		119.00	1.78	212.00



**Unit / Cell / Club: NSS - 91**

**Academic and Administrative Audit - 2020-2021**

**Strengths and Weaknesses**

**Strengths :**

- Best Practices

**Weaknesses :**

- Institutional Values and Social Responsibilities
- Institutional Distinctiveness
- Extension Activities







**Scott Christian College (Autonomous)**  
Nagercoil – 629 003, Tamil Nadu, India



**INTERNAL QUALITY ASSURANCE CELL**

# **ACADEMIC & ADMINISTRATIVE AUDIT 2020-2021**

## **NSS – 92**

**GRADE**

**B**

**Score : 2.16/4**

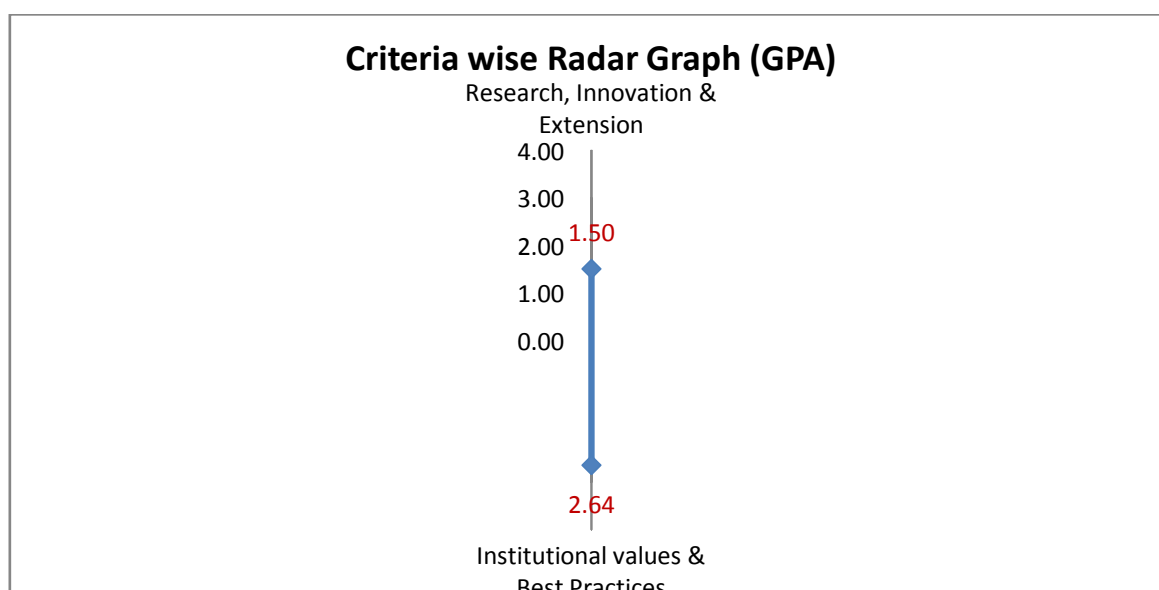
**Unit / Cell / Club: NSS - 92**

**Academic and Administrative Audit - 2020-2021**

No	Criteria	Weightage (W1)	Criterion-wise Weighted Grade Point (CrWGP1)	Grade Point Averages (CrWGP <sub>i</sub> /W <sub>i</sub> )
1	Curricular Aspects	-	-	-
2	Teaching, Learning & Evaluation	-	-	-
3	Research, Innovation & Extension	50.00	75.00	1.50
4	Infrastructure & Learning resources	-	-	-
5	Student Support & Progression	-	-	-
6	Governance, Leadership & Management	-	-	-
7	Institutional values & Best Practices	69.00	182.00	2.64
	<b>Total</b>	<b>119.00</b>	<b>257.00</b>	<b>2.16</b>
	<b>CGPA : 2.16</b>			

Dean IQAC

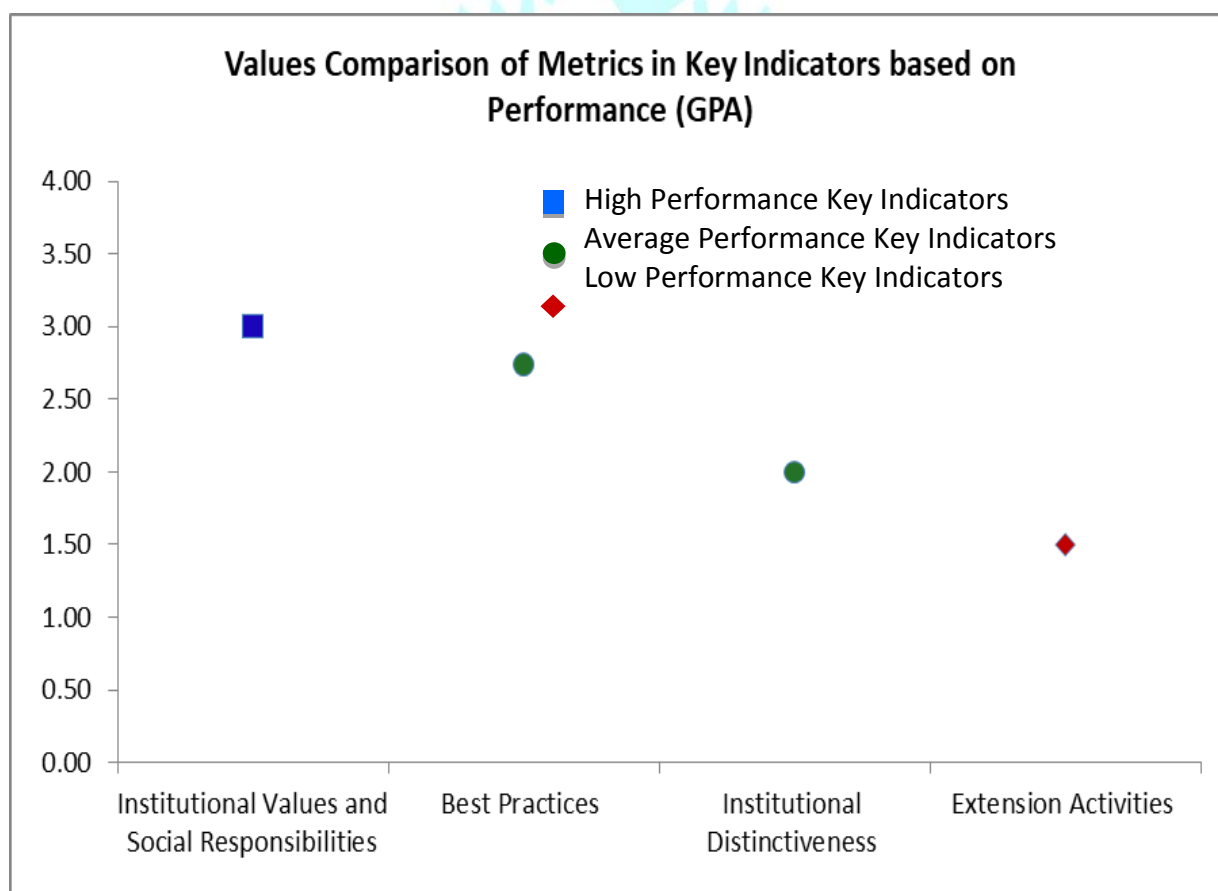
Principal



Unit / Cell / Club: NSS - 92

Academic and Administrative Audit - 2020-2021

No	Criteria and Key Indicators	Key Indicator Weightage (W <sub>i</sub> )	Key Indicator Wise Weighted Grade Points (KIWGP) <sub>i</sub>	Grade Point Averages (CrWGPI/W <sub>i</sub> )
<b>Criterion III – Research, Innovations and Extension</b>				
3.6	Extension Activities	50	75.00	1.50
	<b>Total</b>	<b>50</b>	<b>75.00</b>	<b>1.50</b>
<b>Criterion VII – Institutional Values and Best Practices</b>				
7.1	Institutional Values and Social Responsibilities	19	52.00	2.74
7.2	Best Practices	30	90.00	3.00
7.3	Institutional Distinctiveness	20	40.00	2.00
	<b>Total</b>	<b>69</b>	<b>182.00</b>	<b>2.64</b>
	<b>Grand Total</b>	<b>119</b>	<b>257.00</b>	<b>2.16</b>





## Scott Christian College (Autonomous), Nagercoil

AAA 2020-2021 - Assessment Sheet

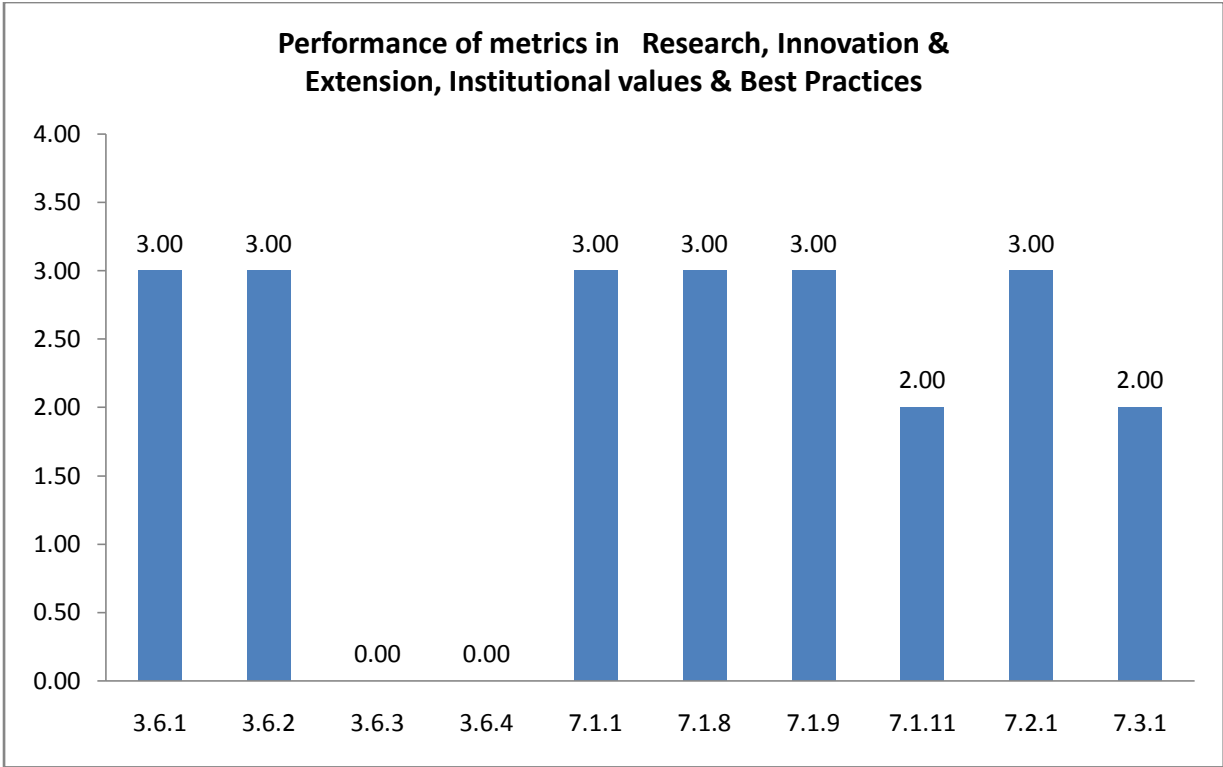
NSS Unit - 92



### Qualitative & Quantitative Metrics

Metric	Parameter	QIM/ QnM	Weightage	Score	Wtd. Score
<b>Criterion III – Research, Innovations and Extension</b>					
<b>3.6</b>	<b>Extension Activities</b>				
3.6.1	What are the Extension activities in the neighborhood community in terms of impact and sensitizing students to social issues and holistic development during 2020-2021?	QIM	10	3.00	30
3.6.2	Number of awards and recognition received for extension activities from Government /recognized bodies during 2020-2021	QnM	15	3.00	45
3.6.3	Number of extension and outreach Programmes conducted in collaboration with industry, community and Non- Government Organizations through NSS/NCC/Red cross/YRC etc., during 2020-2021	QnM	10	0.00	0
3.6.4	Students participating in extension activities with Government Organizations, Non-Government Organizations and Programmes such as Swachh Bharat, Aids Awareness, Gender Issue, etc. during 2020-2021	QnM	15	0.00	0
<b>3.6</b>	<b>Extension Activities</b>		<b>50</b>	<b>1.50</b>	<b>75</b>
<b>Criterion III – Research, Innovations and Extension</b>					
<b>Criterion VII – Institutional Values and Best Practices</b>					
<b>7.1</b>	<b>Institutional Values and Social Responsibilities</b>				
7.1.1	Number of gender equity promotion Programmes organized by the department/club/cell/ unit during 2020-2021	QIM	5	<b>3.00</b>	<b>15</b>
7.1.8	Institutional efforts/initiatives in providing an inclusive environment i.e., tolerance and harmony towards cultural, regional, linguistic, communal socioeconomic and other diversities	QIM	5	3.00	<b>15</b>
7.1.9	Sensitization of students and employees of the Institution to the constitutional obligations: values, rights, duties and responsibilities of citizens	QIM	4	3.00	<b>12</b>

7.1.11	Institution celebrates / organizes national and international commemorative days, events and festivals	QIM	5	2.00	<b>10</b>
<b>7.1</b>	<b>Institutional Values and Social Responsibilities</b>		19	2.74	52
<b>7.2</b>	<b>Best Practices</b>				
7.2.1	Describe any one best practice followed by the Department / Cell / Body / Committee / Club/Unit	QIM	30	3.00	90
<b>7.2</b>	<b>Best Practices</b>		30	3.00	90
<b>7.3</b>	<b>Institutional Distinctiveness</b>				
7.3.1	Describe/Explain the performance the Department in one area distinctive to its Vision, Priority & Thrust	QIM	20	2.00	40
<b>7.3</b>	<b>Institutional Distinctiveness</b>		20	2.00	40
<b>Criterion VII – Institutional Values and Best Practices</b>			69	2.64	182
	<b>Criteria-wise Assessment</b>		<b>Weightage (W)</b>	<b>Score</b>	<b>Wtd Grade Point (WGP)</b>
3	Research, Innovation & Extension		50.00	1.50	75.00
7	Institutional values & Best Practices		69.00	2.64	182.00
	<b>Overall:-</b>		119.00	2.16	257.00



**Unit / Cell / Club: NSS - 92**

**Academic and Administrative Audit - 2020-2021**

**Strengths and Weaknesses**

**Strengths :**

- Institutional Values and Social Responsibilities

**Weaknesses :**

- Best Practices
- Institutional Distinctiveness
- Extension Activities





**Scott Christian College (Autonomous)**  
Nagercoil – 629 003, Tamil Nadu, India



**INTERNAL QUALITY ASSURANCE CELL**

# **ACADEMIC & ADMINISTRATIVE AUDIT 2020-2021**

## **NSS – 93**

**GRADE**

**X**

**Not Participated**



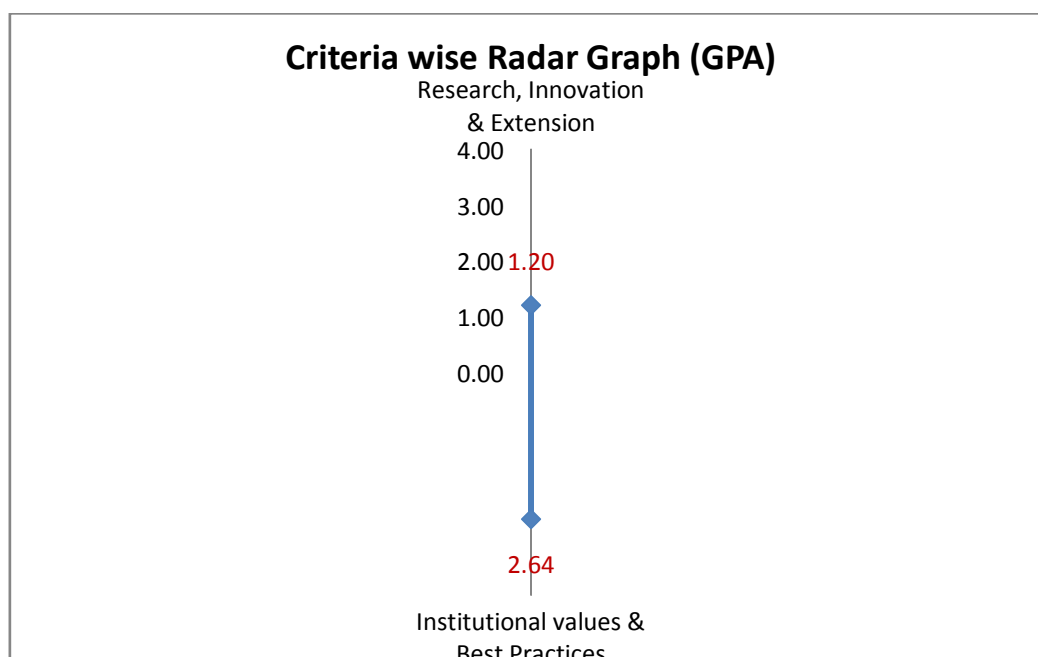
**Unit / Cell / Club: NSS - 93**

**Academic and Administrative Audit - 2020-2021**

No	Criteria	Weightage (W1)	Criterion-wise Weighted Grade Point (CrWGP1)	Grade Point Averages (CrWGP <sub>i</sub> /W <sub>i</sub> )
1	Curricular Aspects	-	-	-
2	Teaching, Learning & Evaluation	-	-	-
3	Research, Innovation & Extension	50.00	60.00	1.20
4	Infrastructure & Learning resources	-	-	-
5	Student Support & Progression	-	-	-
6	Governance, Leadership & Management	-	-	-
7	Institutional values & Best Practices	69.00	182.00	2.64
	<b>Total</b>	<b>119.00</b>	<b>242.00</b>	<b>2.03</b>
	<b>CGPA :</b>	<b>2.03</b>		

Dean IQAC

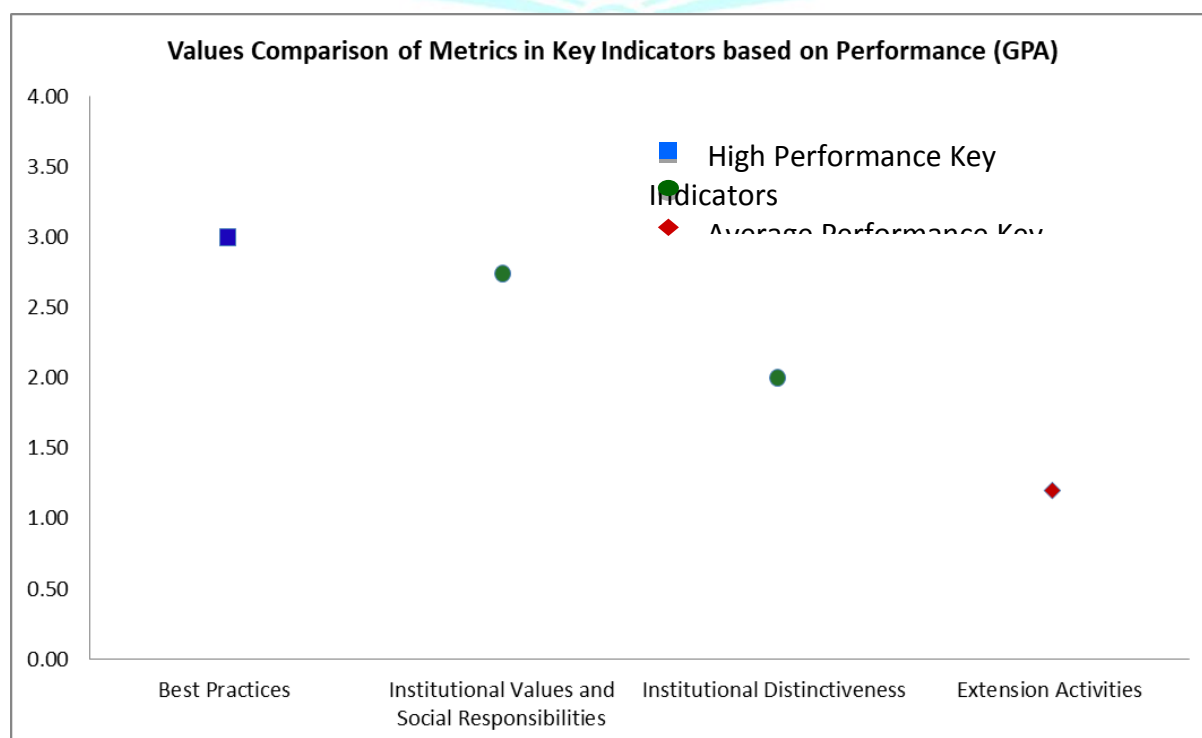
Principal



**Unit / Cell / Club: NSS - 93**

**Academic and Administrative Audit - 2020-2021**

No	Criteria and Key Indicators	Key Indicator Weightage (W <sub>i</sub> )	Key Indicator Wise Weighted Grade Points (KIWGP) <sub>i</sub>	Grade Point Averages (CrWGPI/W <sub>i</sub> )
<b>Criterion III – Research, Innovations and Extension</b>				
3.6	Extension Activities	50	60.00	1.20
	<b>Total</b>	<b>50</b>	<b>60.00</b>	<b>1.20</b>
<b>Criterion VII – Institutional Values and Best Practices</b>				
7.1	Institutional Values and Social Responsibilities	19	52.00	2.74
7.2	Best Practices	30	90.00	3.00
7.3	Institutional Distinctiveness	20	40.00	2.00
	<b>Total</b>	<b>69</b>	<b>182.00</b>	<b>2.64</b>
	<b>Grand Total</b>	<b>119</b>	<b>242.00</b>	<b>2.03</b>





## Scott Christian College (Autonomous), Nagercoil

AAA 2020-2021 - Assessment Sheet

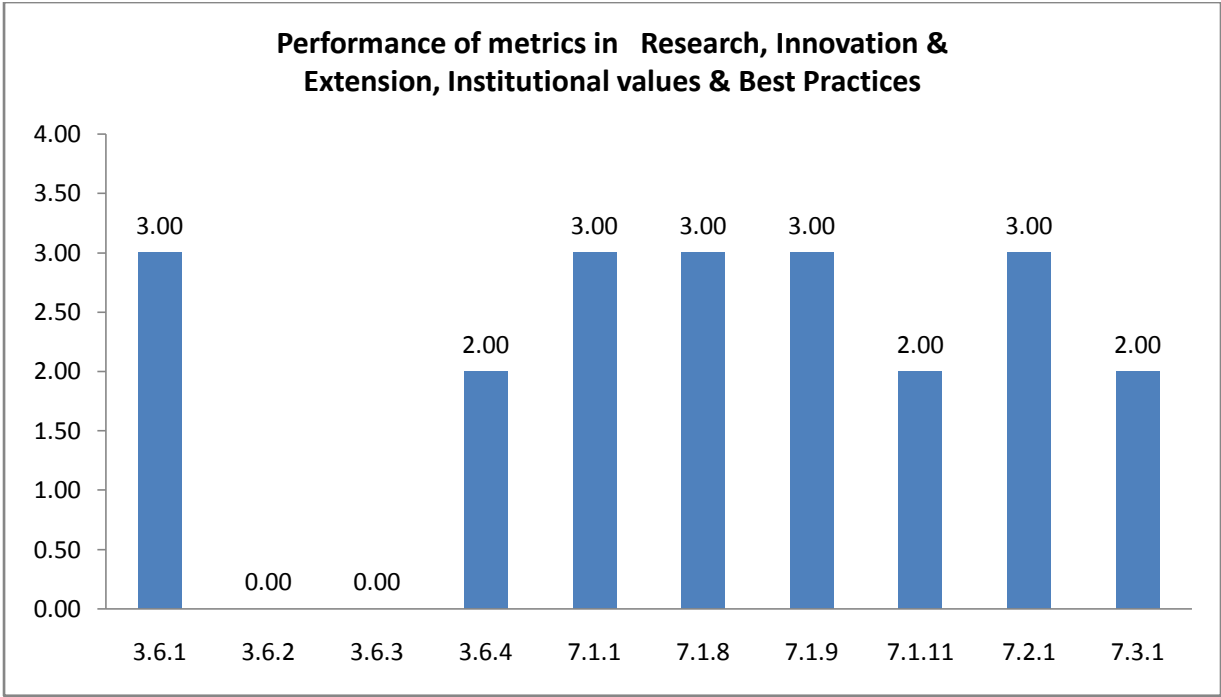
NSS Unit – 93 – Not Participated

### Qualitative & Quantitative Metrics



Metric	Parameter	QIM/ QnM	Weightage	Score	Wtd. Score
<b>Criterion III – Research, Innovations and Extension</b>					
<b>3.6</b>	<b>Extension Activities</b>				
3.6.1	What are the Extension activities in the neighborhood community in terms of impact and sensitizing students to social issues and holistic development during 2020-2021?	QIM	10	3.00	30
3.6.2	Number of awards and recognition received for extension activities from Government /recognized bodies during 2020-2021	QnM	15	0.00	0
3.6.3	Number of extension and outreach Programmes conducted in collaboration with industry, community and Non- Government Organizations through NSS/NCC/Red cross/YRC etc., during 2020-2021	QnM	10	0.00	0
3.6.4	Students participating in extension activities with Government Organizations, Non-Government Organizations and Programmes such as Swachh Bharat, Aids Awareness, Gender Issue, etc. during 2020-2021	QnM	15	2.00	30
<b>3.6</b>	<b>Extension Activities</b>		<b>50</b>	<b>1.20</b>	<b>60</b>
<b>Criterion III – Research, Innovations and Extension</b>					
			<b>50</b>	<b>1.20</b>	<b>60</b>
<b>Criterion VII – Institutional Values and Best Practices</b>					
<b>7.1</b>	<b>Institutional Values and Social Responsibilities</b>				
7.1.1	Number of gender equity promotion Programmes organized by the department/club/cell/ unit during 2020-2021	QIM	5	<b>3.00</b>	<b>15</b>

7.1.8	Institutional efforts/initiatives in providing an inclusive environment i.e., tolerance and harmony towards cultural, regional, linguistic, communal socioeconomic and other diversities	QIM	5	3.00	<b>15</b>
7.1.9	Sensitization of students and employees of the Institution to the constitutional obligations: values, rights, duties and responsibilities of citizens	QIM	4	3.00	<b>12</b>
7.1.11	Institution celebrates / organizes national and international commemorative days, events and festivals	QIM	5	2.00	<b>10</b>
<b>7.1</b>	<b>Institutional Values and Social Responsibilities</b>		19	2.74	52
<b>7.2</b>	<b>Best Practices</b>				
7.2.1	Describe any one best practice followed by the Department / Cell / Body / Committee / Club/Unit	QIM	30	3.00	90
<b>7.2</b>	<b>Best Practices</b>		30	3.00	90
<b>7.3</b>	<b>Institutional Distinctiveness</b>				
7.3.1	Describe/Explain the performance the Department in one area distinctive to its Vision, Priority & Thrust	QIM	20	2.00	40
<b>7.3</b>	<b>Institutional Distinctiveness</b>		20	2.00	40
<b>Criterion VII – Institutional Values and Best Practices</b>			69	2.64	182
	<b>Criteria-wise Assessment</b>		<b>Weightage (W)</b>	<b>Score</b>	<b>Wtd Grade Point (WGP)</b>
3	Research, Innovation & Extension		50.00	1.20	60.00
7	Institutional values & Best Practices		69.00	2.64	182.00
	<b>Overall:-</b>		119.00	2.03	242.00



**Unit / Cell / Club: NSS - 93**

**Academic and Administrative Audit - 2020-2021**

**Strengths and Weaknesses**

**Strengths :**

- Best Practices

**Weaknesses :**

- Institutional Values and Social Responsibilities
- Institutional Distinctiveness
- Extension Activities





**Scott Christian College (Autonomous)**  
Nagercoil – 629 003, Tamil Nadu, India



**INTERNAL QUALITY ASSURANCE CELL**

# **ACADEMIC & ADMINISTRATIVE AUDIT 2020-2021**

## **NSS – 123**

**GRADE**

**C**

**Score : 1.78/4**

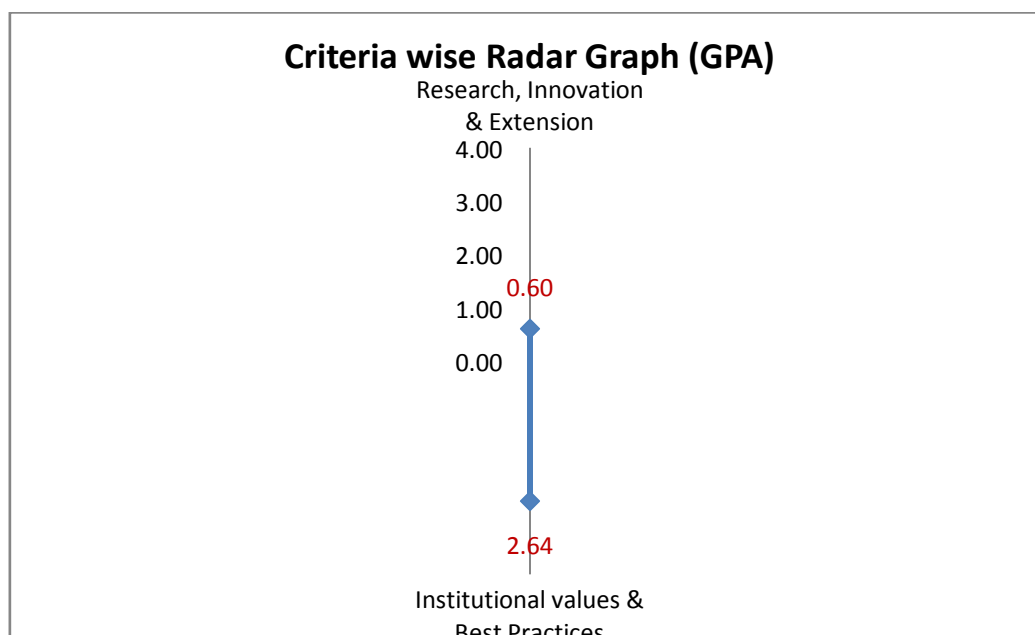
**Unit / Cell / Club: NSS - 123**

**Academic and Administrative Audit - 2020-2021**

No	Criteria	Weightage (W1)	Criterion-wise Weighted Grade Point (CrWGP1)	Grade Point Averages (CrWGP <sub>i</sub> /W <sub>i</sub> )
1	Curricular Aspects	-	-	-
2	Teaching, Learning & Evaluation	-	-	-
3	Research, Innovation & Extension	50.00	30.00	0.60
4	Infrastructure & Learning resources	-	-	-
5	Student Support & Progression	-	-	-
6	Governance, Leadership & Management	-	-	-
7	Institutional values & Best Practices	69.00	182.00	2.64
	<b>Total</b>	<b>119.00</b>	<b>212.00</b>	<b>1.78</b>
	<b>CGPA : 1.78</b>			

Dean IQAC

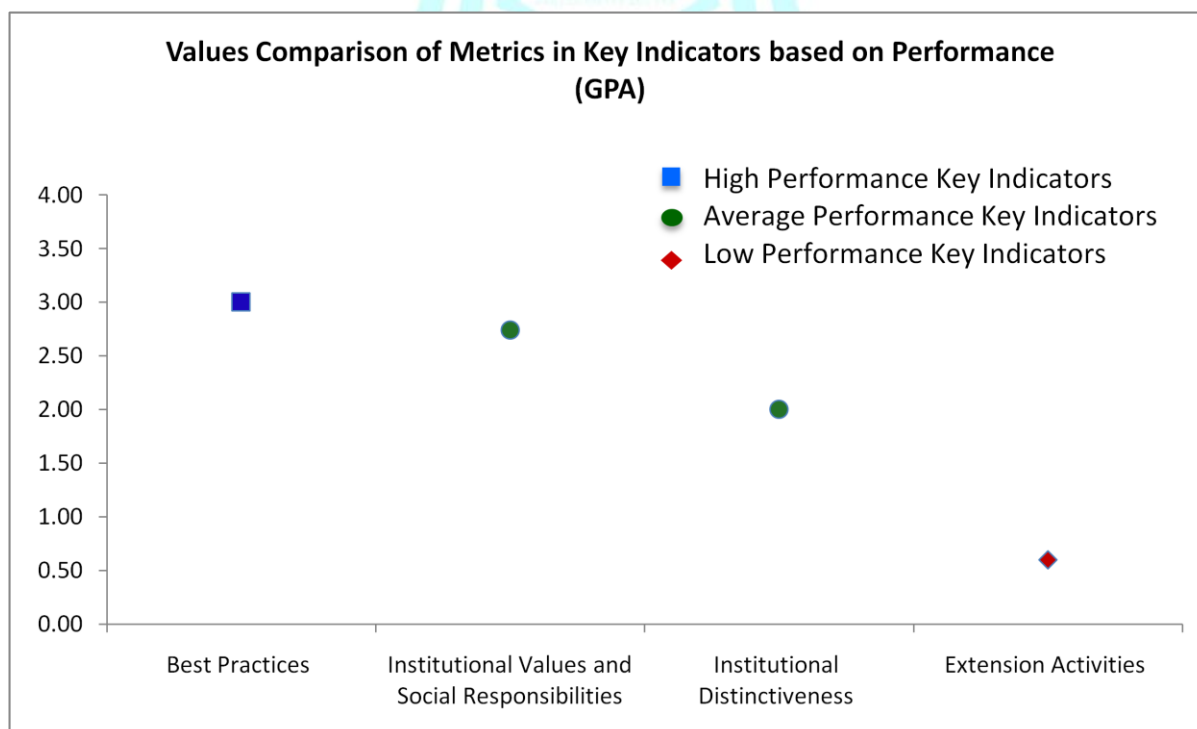
Principal





Academic and Administrative Audit - 2020-2021

No	Criteria and Key Indicators	Key Indicator Weightage ( $W_i$ )	Key Indicator Wise Weighted Grade Points (KIWGP) <sub>i</sub>	Grade Point Averages (CrWGPI/ $W_i$ )
<b>Criterion III – Research, Innovations and Extension</b>				
3.6	Extension Activities	50	30.00	0.60
	<b>Total</b>	<b>50</b>	<b>30.00</b>	<b>0.60</b>
<b>Criterion VII – Institutional Values and Best Practices</b>				
7.1	Institutional Values and Social Responsibilities	19	52.00	2.74
7.2	Best Practices	30	90.00	3.00
7.3	Institutional Distinctiveness	20	40.00	2.00
	<b>Total</b>	<b>69</b>	<b>182.00</b>	<b>2.64</b>
	<b>Grand Total</b>	<b>119</b>	<b>212.00</b>	<b>1.78</b>





## Scott Christian College (Autonomous), Nagercoil

AAA 2020-2021 - Assessment Sheet

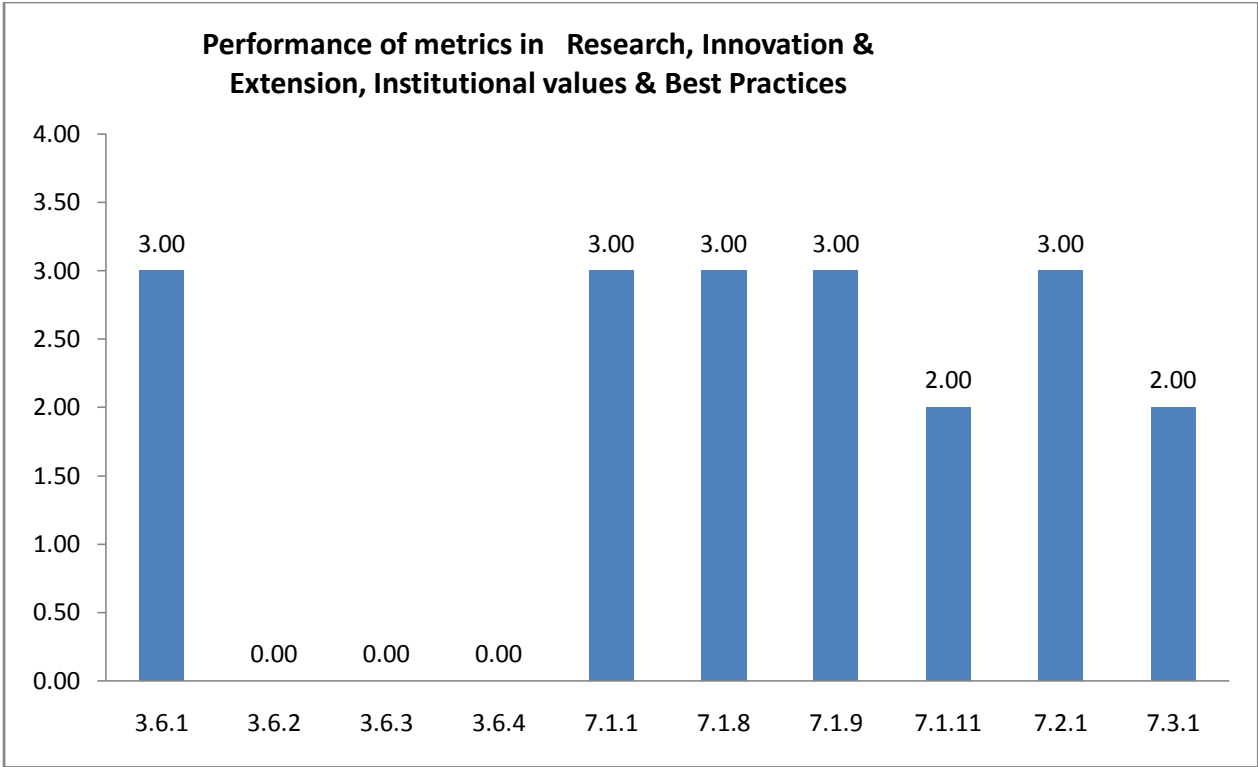
NSS Unit -123



### Qualitative & Quantitative Metrics

Metric	Parameter	QIM/ QnM	Weightage	Score	Wtd. Score
<b>Criterion III – Research, Innovations and Extension</b>					
<b>3.6</b>	<b>Extension Activities</b>				
3.6.1	What are the Extension activities in the neighborhood community in terms of impact and sensitizing students to social issues and holistic development during 2020-2021?	QIM	10	3.00	30
3.6.2	Number of awards and recognition received for extension activities from Government /recognized bodies during 2020-2021	QnM	15	0.00	0
3.6.3	Number of extension and outreach Programmes conducted in collaboration with industry, community and Non-Government Organizations through NSS/NCC/Red cross/YRC etc., during 2020-2021	QnM	10	0.00	0
3.6.4	Students participating in extension activities with Government Organizations, Non-Government Organizations and Programmes such as Swachh Bharat, Aids Awareness, Gender Issue, etc. during 2020-2021	QnM	15	0.00	0
<b>3.6</b>	<b>Extension Activities</b>		50	0.60	30
<b>Criterion III – Research, Innovations and Extension</b>					
<b>Criterion VII – Institutional Values and Best Practices</b>					
<b>7.1</b>	<b>Institutional Values and Social Responsibilities</b>				
7.1.1	Number of gender equity promotion Programmes organized by the department/club/cell/ unit during 2020-2021	QIM	5	3.00	15

7.1.8	Institutional efforts/initiatives in providing an inclusive environment i.e., tolerance and harmony towards cultural, regional, linguistic, communal socioeconomic and other diversities	QIM	5	3.00	15
7.1.9	Sensitization of students and employees of the Institution to the constitutional obligations: values, rights, duties and responsibilities of citizens	QIM	4	3.00	12
7.1.11	Institution celebrates / organizes national and international commemorative days, events and festivals	QIM	5	2.00	10
<b>7.1</b>	<b>Institutional Values and Social Responsibilities</b>		19	2.74	52
<b>7.2</b>	<b>Best Practices</b>				
7.2.1	Describe any one best practice followed by the Department / Cell / Body / Committee / Club/Unit	QIM	30	3.00	90
<b>7.2</b>	<b>Best Practices</b>		30	3.00	90
<b>7.3</b>	<b>Institutional Distinctiveness</b>				
7.3.1	Describe/Explain the performance the Department in one area distinctive to its Vision, Priority & Thrust	QIM	20	2.00	40
<b>7.3</b>	<b>Institutional Distinctiveness</b>		20	2.00	40
<b>Criterion VII – Institutional Values and Best Practices</b>					
			69	2.64	182
<b>Criteria-wise Assessment</b>			<b>Weightage (W)</b>	<b>Score</b>	<b>Wtd Grade Point (WGP)</b>
3	Research, Innovation & Extension		50.00	0.60	30.00
7	Institutional values & Best Practices		69.00	2.64	182.00
<b>Overall:-</b>			119.00	1.78	212.00



**Unit / Cell / Club: NSS - 123**

**Academic and Administrative Audit - 2020-2021**

**Strengths and Weaknesses**

**Strengths :**

- Best Practices

**Weaknesses :**

- Institutional Values and Social Responsibilities
- Institutional Distinctiveness
- Extension Activities





**Scott Christian College (Autonomous)**  
Nagercoil – 629 003, Tamil Nadu, India

**INTERNAL QUALITY ASSURANCE CELL**



# **ACADEMIC & ADMINISTRATIVE AUDIT 2020-2021**

## **NSS – 124**

**GRADE**

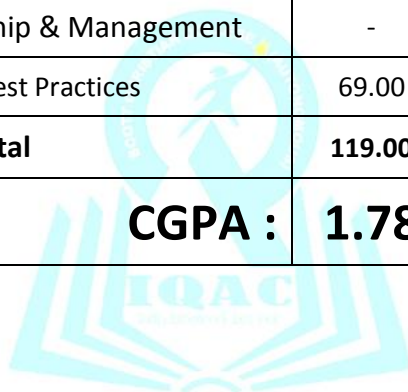
**C**

**Score : 1.78/4**

**Unit / Cell / Club: NSS - 124**

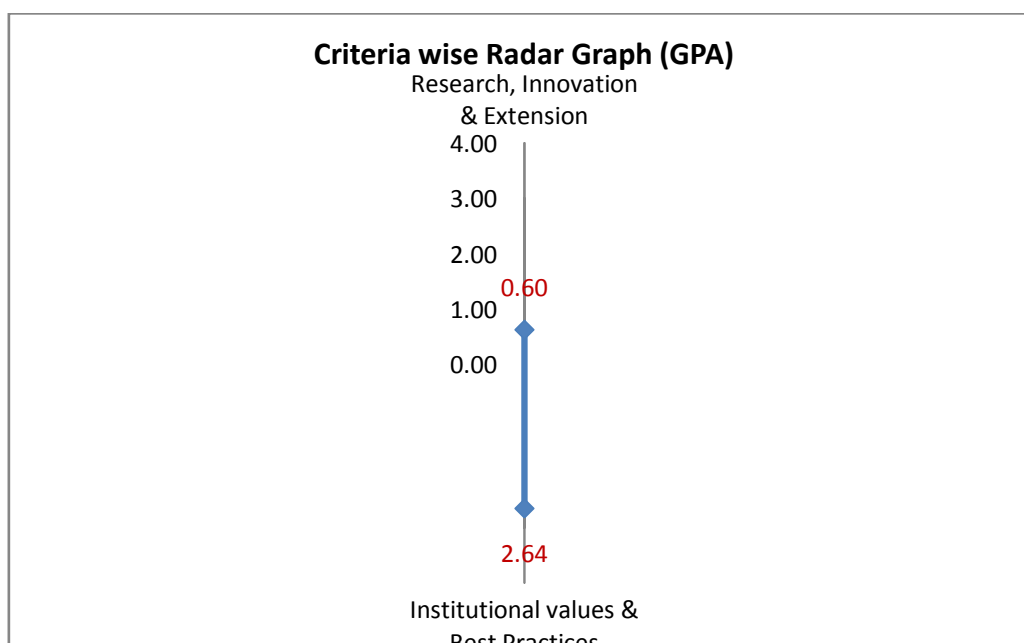
**Academic and Administrative Audit - 2020-2021**

No	Criteria	Weightage (W1)	Criterion-wise Weighted Grade Point (CrWGP1)	Grade Point Averages (CrWGP <sub>i</sub> /W <sub>i</sub> )
1	Curricular Aspects	-	-	-
2	Teaching, Learning & Evaluation	-	-	-
3	Research, Innovation & Extension	50.00	30.00	0.60
4	Infrastructure & Learning resources	-	-	-
5	Student Support & Progression	-	-	-
6	Governance, Leadership & Management	-	-	-
7	Institutional values & Best Practices	69.00	182.00	2.64
	<b>Total</b>	<b>119.00</b>	<b>212.00</b>	<b>1.78</b>
	<b>CGPA :</b>	<b>1.78</b>		



Dean IQAC

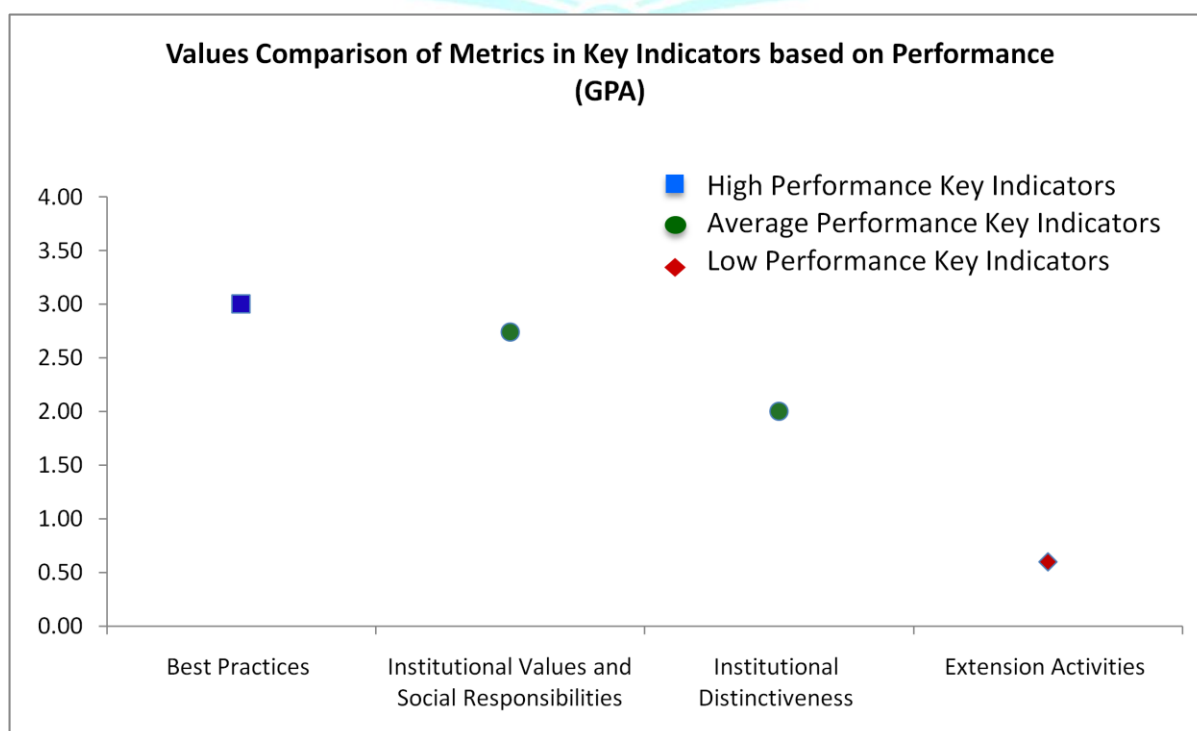
Principal



**Unit / Cell / Club: NSS - 124**

**Academic and Administrative Audit - 2020-2021**

No	Criteria and Key Indicators	Key Indicator Weightage (W <sub>i</sub> )	Key Indicator Wise Weighted Grade Points (KIWGP) <sub>i</sub>	Grade Point Averages (CrWGPI/W <sub>i</sub> )
<b>Criterion III – Research, Innovations and Extension</b>				
3.6	Extension Activities	50	30.00	0.60
	<b>Total</b>	<b>50</b>	<b>30.00</b>	<b>0.60</b>
<b>Criterion VII – Institutional Values and Best Practices</b>				
7.1	Institutional Values and Social Responsibilities	19	52.00	2.74
7.2	Best Practices	30	90.00	3.00
7.3	Institutional Distinctiveness	20	40.00	2.00
	<b>Total</b>	<b>69</b>	<b>182.00</b>	<b>2.64</b>
	<b>Grand Total</b>	<b>119</b>	<b>212.00</b>	<b>1.78</b>







## Scott Christian College (Autonomous), Nagercoil



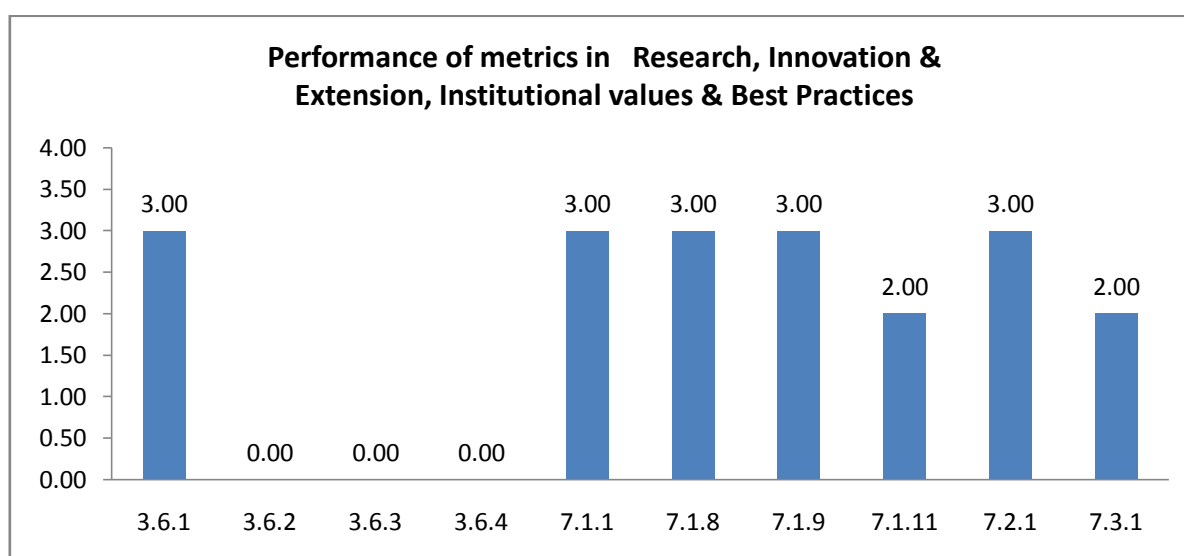
AAA 2020-2021 - Assessment Sheet

NSS Unit - 124

### Qualitative & Quantitative Metrics

Metric	Parameter	QIM/ QnM	Weightage	Score	Wtd. Score
<b>Criterion III – Research, Innovations and Extension</b>					
<b>3.6</b>	<b>Extension Activities</b>				
3.6.1	What are the Extension activities in the neighborhood community in terms of impact and sensitizing students to social issues and holistic development during 2020-2021?	QIM	10	3.00	30
3.6.2	Number of awards and recognition received for extension activities from Government /recognized bodies during 2020-2021	QnM	15	0.00	0
3.6.3	Number of extension and outreach Programmes conducted in collaboration with industry, community and Non- Government Organizations through NSS/NCC/Red cross/YRC etc., during 2020-2021	QnM	10	0.00	0
3.6.4	Students participating in extension activities with Government Organizations, Non-Government Organizations and Programmes such as Swachh Bharat, Aids Awareness, Gender Issue, etc. during 2020-2021	QnM	15	0.00	0
<b>3.6</b>	<b>Extension Activities</b>		<b>50</b>	<b>0.60</b>	<b>30</b>
<b>Criterion III – Research, Innovations and Extension</b>					
			<b>50</b>	<b>0.60</b>	<b>30</b>
<b>Criterion VII – Institutional Values and Best Practices</b>					
<b>7.1</b>	<b>Institutional Values and Social Responsibilities</b>				
7.1.1	Number of gender equity promotion Programmes organized by the department/club/cell/ unit during 2020-2021	QIM	5	3.00	<b>15</b>
7.1.8	Institutional efforts/initiatives in providing an inclusive environment i.e., tolerance and harmony towards cultural, regional, linguistic, communal socioeconomic and other diversities	QIM	5	3.00	<b>15</b>

7.1.9	Sensitization of students and employees of the Institution to the constitutional obligations: values, rights, duties and responsibilities of citizens	QIM	4	3.00	<b>12</b>
7.1.11	Institution celebrates / organizes national and international commemorative days, events and festivals	QIM	5	2.00	<b>10</b>
<b>7.1</b>	<b>Institutional Values and Social Responsibilities</b>		19	2.74	52
<b>7.2</b>	<b>Best Practices</b>				
7.2.1	Describe any one best practice followed by the Department / Cell / Body / Committee / Club/Unit	QIM	30	3.00	90
<b>7.2</b>	<b>Best Practices</b>		30	3.00	90
<b>7.3</b>	<b>Institutional Distinctiveness</b>				
7.3.1	Describe/Explain the performance the Department in one area distinctive to its Vision, Priority & Thrust	QIM	20	2.00	40
<b>7.3</b>	<b>Institutional Distinctiveness</b>		20	2.00	40
<b>Criterion VII – Institutional Values and Best Practices</b>			69	2.64	182
<b>Criteria-wise Assessment</b>					
			<b>Weightage (W)</b>	<b>Score</b>	<b>Wtd Grade Point (WGP)</b>
3	Research, Innovation & Extension		50.00	0.60	30.00
7	Institutional values & Best Practices		69.00	2.64	182.00
<b>Overall:-</b>			119.00	1.78	212.00



**Unit / Cell / Club: NSS - 124**

**Academic and Administrative Audit - 2020-2021**

**Strengths and Weaknesses**

**Strengths :**

- Best Practices

**Weaknesses :**

- Institutional Values and Social Responsibilities
- Institutional Distinctiveness
- Extension Activities





**Scott Christian College (Autonomous)**  
Nagercoil – 629 003, Tamil Nadu, India



**INTERNAL QUALITY ASSURANCE CELL**

# **ACADEMIC & ADMINISTRATIVE AUDIT 2020-2021**

## **NSS – 127**

**GRADE**

**C**

**Score : 1.78/4**

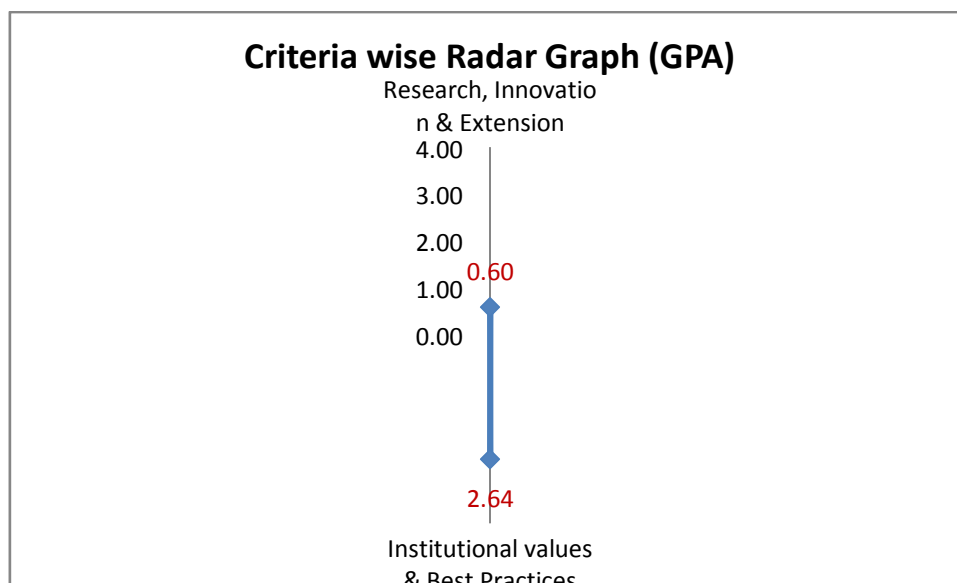
**Unit / Cell / Club: NSS - 127**

**Academic and Administrative Audit - 2020-2021**

No	Criteria	Weightage (W1)	Criterion-wise Weighted Grade Point (CrWGP1)	Grade Point Averages (CrWGP <sub>i</sub> /W <sub>i</sub> )
1	Curricular Aspects	-	-	-
2	Teaching, Learning & Evaluation	-	-	-
3	Research, Innovation & Extension	50.00	30.00	0.60
4	Infrastructure & Learning resources	-	-	-
5	Student Support & Progression	-	-	-
6	Governance, Leadership & Management	-	-	-
7	Institutional values & Best Practices	69.00	182.00	2.64
	<b>Total</b>	<b>119.00</b>	<b>212.00</b>	<b>1.78</b>
	<b>CGPA : 1.78</b>			

Dean IQAC

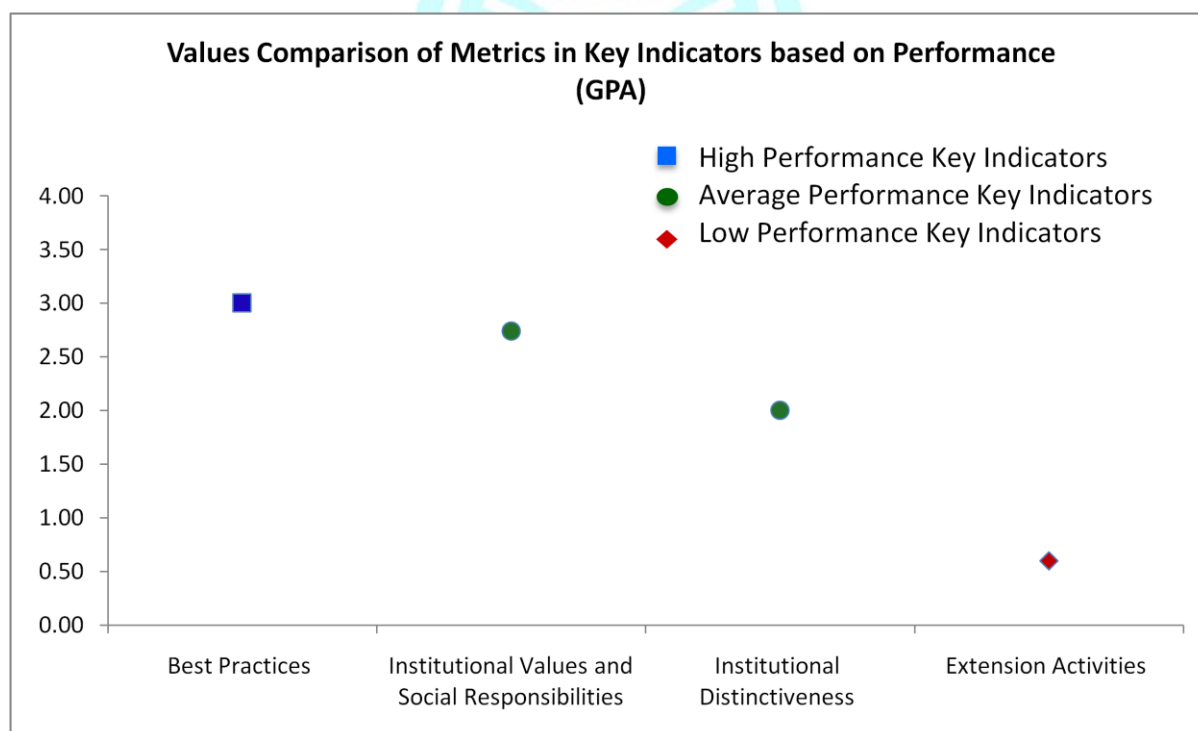
Principal



Unit / Cell / Club: NSS - 127

Academic and Administrative Audit - 2020-2021

No	Criteria and Key Indicators	Key Indicator Weightage ( $W_i$ )	Key Indicator Wise Weighted Grade Points (KIWGP) <sub>i</sub>	Grade Point Averages (CrWGPI/ $W_i$ )
<b>Criterion III – Research, Innovations and Extension</b>				
3.6	Extension Activities	50	30.00	0.60
	<b>Total</b>	<b>50</b>	<b>30.00</b>	<b>0.60</b>
<b>Criterion VII – Institutional Values and Best Practices</b>				
7.1	Institutional Values and Social Responsibilities	19	52.00	2.74
7.2	Best Practices	30	90.00	3.00
7.3	Institutional Distinctiveness	20	40.00	2.00
	<b>Total</b>	<b>69</b>	<b>182.00</b>	<b>2.64</b>
	<b>Grand Total</b>	<b>119</b>	<b>212.00</b>	<b>1.78</b>





## Scott Christian College (Autonomous), Nagercoil

AAA 2020-2021 - Assessment Sheet

NSS Unit - 127

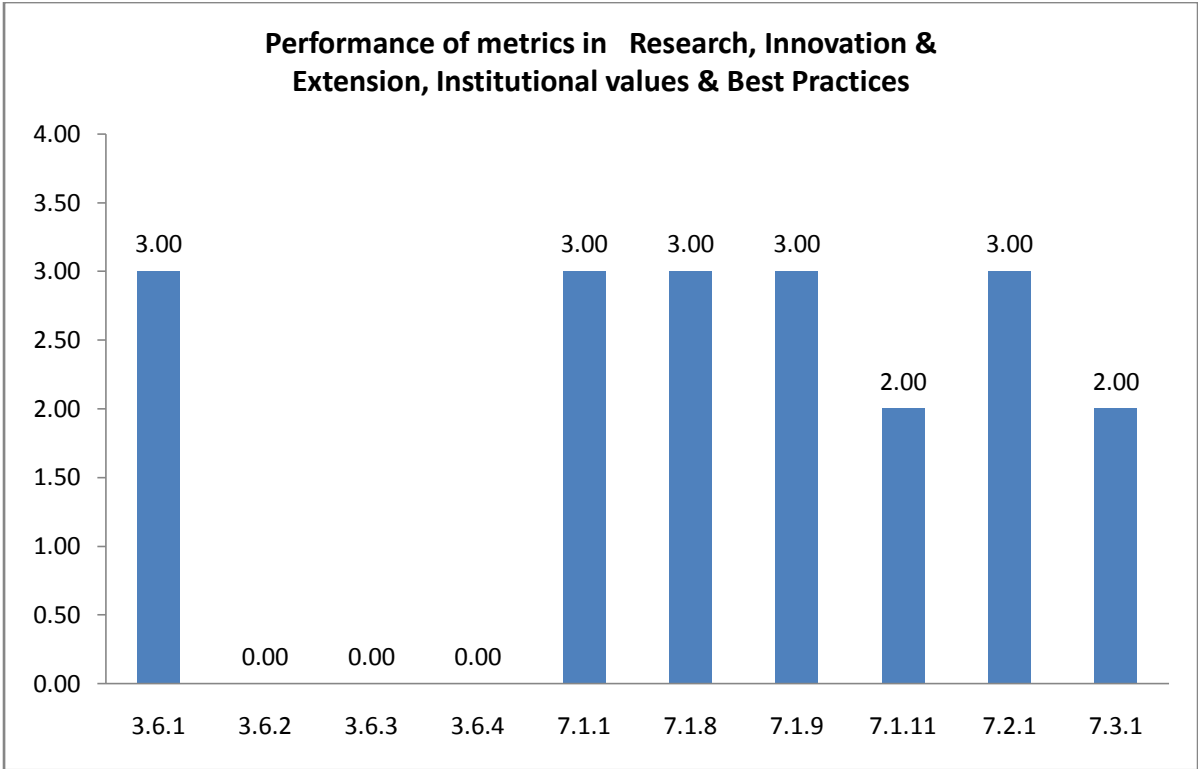


### Qualitative & Quantitative Metrics

Metric	Parameter	QIM/ QnM	Weightage	Score	Wtd. Score
<b>Criterion III – Research, Innovations and Extension</b>					
<b>3.6</b>	<b>Extension Activities</b>				
3.6.1	What are the Extension activities in the neighborhood community in terms of impact and sensitizing students to social issues and holistic development during 2020-2021?	QIM	10	3.00	30
3.6.2	Number of awards and recognition received for extension activities from Government /recognized bodies during 2020-2021	QnM	15	0.00	0
3.6.3	Number of extension and outreach Programmes conducted in collaboration with industry, community and Non- Government Organizations through NSS/NCC/Red cross/YRC etc., during 2020-2021	QnM	10	0.00	0
3.6.4	Students participating in extension activities with Government Organizations, Non-Government Organizations and Programmes such as Swachh Bharat, Aids Awareness, Gender Issue, etc. during 2020-2021	QnM	15	0.00	0
<b>3.6</b>	<b>Extension Activities</b>		50	0.60	30
<b>Criterion III – Research, Innovations and Extension</b>					
			50	0.60	30
<b>Criterion VII – Institutional Values and Best Practices</b>					
<b>7.1</b>	<b>Institutional Values and Social Responsibilities</b>				
7.1.1	Number of gender equity promotion Programmes organized by the department/club/cell/ unit during 2020-2021	QIM	5	3.00	15
7.1.8	Institutional efforts/initiatives in providing an inclusive environment i.e., tolerance and harmony towards cultural, regional, linguistic, communal socioeconomic and other diversities	QIM	5	3.00	15

7.1.9	Sensitization of students and employees of the Institution to the constitutional obligations: values, rights, duties and responsibilities of citizens	QIM	4	3.00	12
7.1.11	Institution celebrates / organizes national and international commemorative days, events and festivals	QIM	5	2.00	10
<b>7.1</b>	<b>Institutional Values and Social Responsibilities</b>		19	2.74	52
<b>7.2</b>	<b>Best Practices</b>				
7.2.1	Describe any one best practice followed by the Department / Cell / Body / Committee / Club/Unit	QIM	30	3.00	90
<b>7.2</b>	<b>Best Practices</b>		30	3.00	90
<b>7.3</b>	<b>Institutional Distinctiveness</b>				
7.3.1	Describe/Explain the performance the Department in one area distinctive to its Vision, Priority & Thrust	QIM	20	2.00	40
<b>7.3</b>	<b>Institutional Distinctiveness</b>		20	2.00	40
<b>Criterion VII – Institutional Values and Best Practices</b>			69	2.64	182
	<b>Criteria-wise Assessment</b>		<b>Weightage (W)</b>	<b>Score</b>	<b>Wtd Grade Point (WGP)</b>
3	Research, Innovation & Extension		50.00	0.60	30.00
7	Institutional values & Best Practices		69.00	2.64	182.00
	<b>Overall:-</b>		119.00	1.78	212.00





**Unit / Cell / Club: NSS - 127**

**Academic and Administrative Audit - 2020-2021**

**Strengths and Weaknesses**

**Strengths :**

- Best Practices

**Weaknesses :**

- Institutional Values and Social Responsibilities
- Institutional Distinctiveness
- Extension Activities





**Scott Christian College (Autonomous)**  
Nagercoil – 629 003, Tamil Nadu, India



**INTERNAL QUALITY ASSURANCE CELL**

# **ACADEMIC & ADMINISTRATIVE AUDIT 2020-2021**

## **SPORTS**

**GRADE**

**B +**

**Score : 2.51/4**

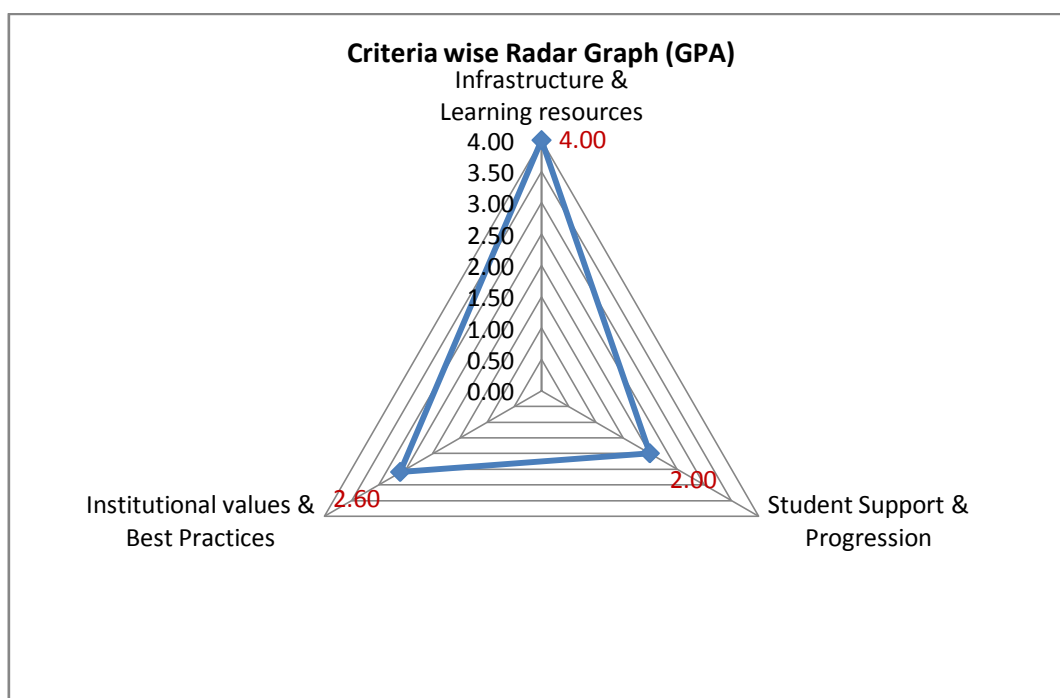
**Unit / Cell / Club: Sports**

**Academic and Administrative Audit - 2020-2021**

No	Criteria	Weightage (W1)	Criterion-wise Weighted Grade Point (CrWGP1)	Grade Point Averages (CrWGP <sub>i</sub> /W <sub>i</sub> )
1	Curricular Aspects	-	-	-
2	Teaching, Learning & Evaluation	-	-	-
3	Research, Innovation & Extension	-	-	-
4	Infrastructure & Learning resources	4.00	16.00	4.00
5	Student Support & Progression	20.00	40.00	2.00
6	Governance, Leadership & Management	-	-	-
7	Institutional values & Best Practices	50.00	130.00	2.60
	<b>Total</b>	<b>74.00</b>	<b>186.00</b>	<b>2.51</b>
	<b>CGPA : 2.51</b>			

Dean IQAC

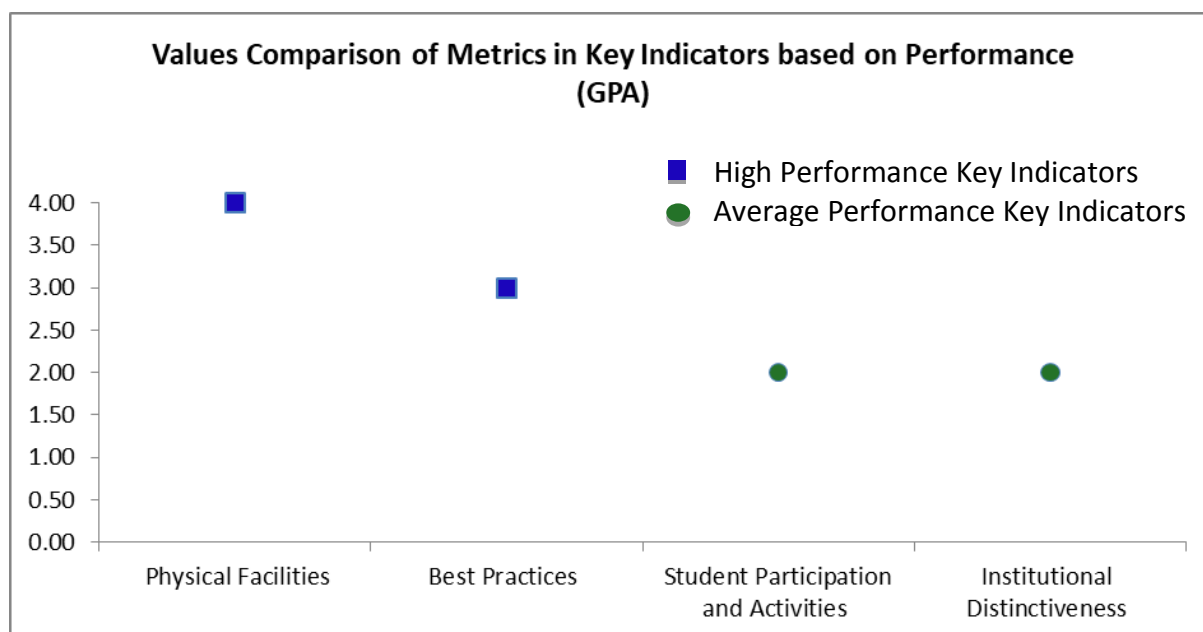
Principal



## Unit / Cell / Club: Sports

### Academic and Administrative Audit - 2020-2021

No	Criteria and Key Indicators	Key Indicator Weightage ( $W_i$ )	Key Indicator Wise Weighted Grade Points (KIWGP) <sub>i</sub>	Grade Point Averages (CrWGPI/ $W_i$ )
<b>Criterion IV – Infrastructure and Learning Resources</b>				
4.1	Physical Facilities	4	16.00	4.00
	<b>Total</b>	<b>4</b>	<b>16.00</b>	<b>4.00</b>
<b>Criterion V - Student Support and Progression</b>				
5.3	Student Participation and Activities	20	40.00	2.00
	<b>Total</b>	<b>20</b>	<b>40.00</b>	<b>2.00</b>
<b>Criterion VII – Institutional Values and Best Practices</b>				
7.2	Best Practices	30	90.00	3.00
7.3	Institutional Distinctiveness	20	40.00	2.00
	<b>Total</b>	<b>50</b>	<b>130.00</b>	<b>2.60</b>
	<b>Grand Total</b>	<b>74</b>	<b>186.00</b>	<b>2.51</b>





**Scott Christian College (Autonomous), Nagercoil**  
AAA 2020-2021 - Assessment Sheet

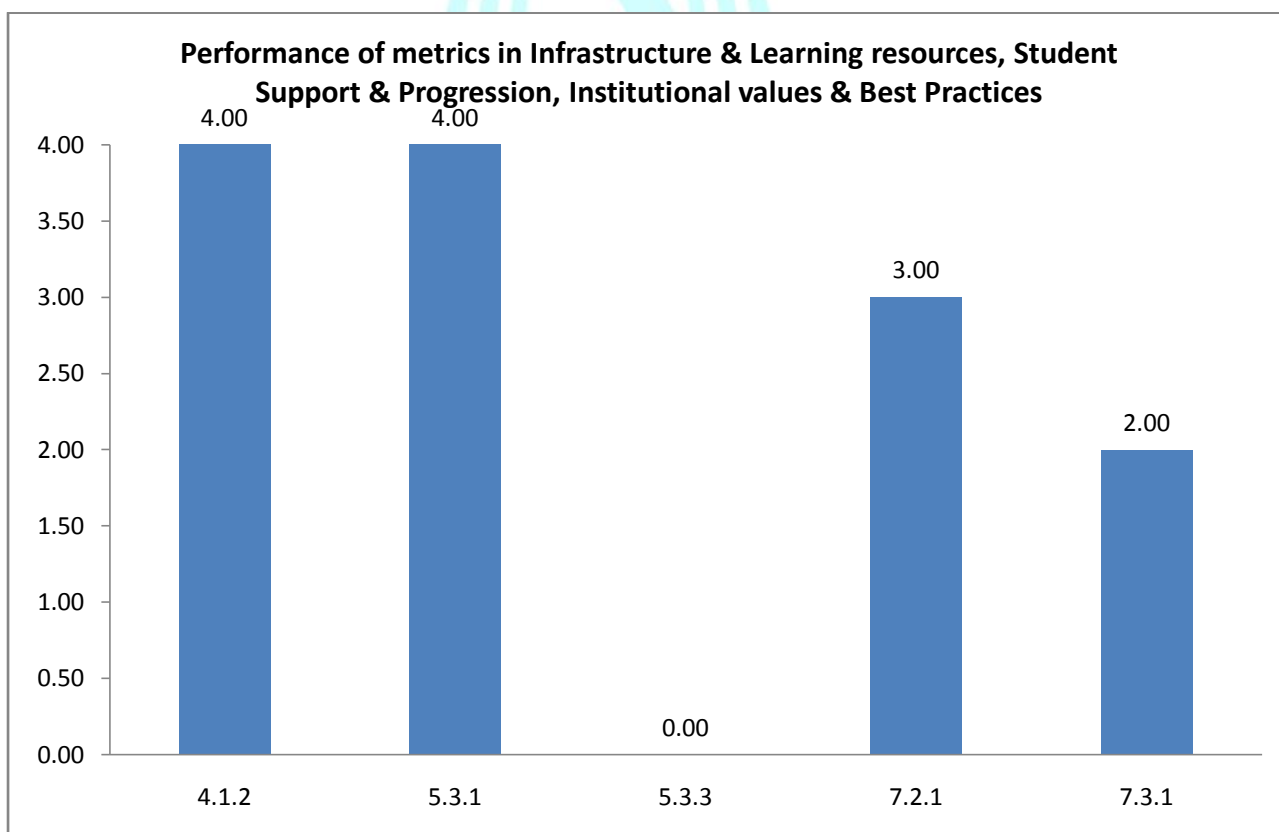


**Sports**

**Qualitative & Quantitative Metrics**

Metric	Parameter	QIM/ QnM	Weightage	Score	Wtd. Score
<b>Criterion IV – Infrastructure and Learning Resources</b>					
<b>4.1</b>	<b>Physical Facilities</b>				
4.1.2	The institution has adequate facilities for sports, games (indoor, outdoor) gymnasium, yoga centre etc., and cultural activities	QIM	4	4.00	16
<b>4.1</b>	<b>Physical Facilities</b>		4	4.00	16
<b>Criterion IV – Infrastructure and Learning Resources</b>			4	4.00	16
<b>Criterion V - Student Support and Progression</b>					
<b>5.3</b>	<b>Student Participation and Activities</b>				
5.3.1	Number of awards/medals for outstanding performance in sports/cultural activities at national/international level (award for a team event should be counted as one) during 2020-2021	QnM	10	4.00	<b>40</b>
5.3.3	Sports and cultural activities / competitions organized at the institution level during 2020–2021	QnM	10	0.00	<b>0</b>
<b>5.3</b>	<b>Student Participation and Activities</b>		20	2.00	40
<b>Criterion V - Student Support and Progression</b>			20	2.00	40
<b>Criterion VII – Institutional Values and Best Practices</b>					
<b>7.2</b>	<b>Best Practices</b>				
7.2.1	Describe any one best practice followed by the Department / Cell / Body / Committee / Club/Unit	QIM	30	3.00	90
<b>7.2</b>	<b>Best Practices</b>		30	3.00	90

<b>7.3</b>	<b>Institutional Distinctiveness</b>				
7.3.1	Describe/Explain the performance the Department in one area distinctive to its Vision, Priority & Thrust	QIM	20	2.00	40
<b>7.3</b>	<b>Institutional Distinctiveness</b>		20	2.00	40
<b>Criterion VII – Institutional Values and Best Practices</b>			50	2.60	130
	<b>Criteria-wise Assessment</b>		<b>Weightage (W)</b>	<b>Score</b>	<b>Wtd Grade Point (WGP)</b>
4	Infrastructure & Learning resources		4.00	4.00	16.00
5	Student Support & Progression		20.00	2.00	40.00
7	Institutional values & Best Practices		50.00	2.60	130.00
	<b>Overall:-</b>		74.00	2.51	186.00



## Unit / Cell / Club: Sports

### Academic and Administrative Audit - 2020-2021

#### Strengths and Weaknesses

##### Strengths :

- Physical Facilities
- Best Practices

##### Weaknesses :

- Student Participation and Activities
- Institutional Distinctiveness







**Scott Christian College (Autonomous)**  
Nagercoil – 629 003, Tamil Nadu, India

**INTERNAL QUALITY ASSURANCE CELL**



# **ACADEMIC & ADMINISTRATIVE AUDIT 2020-2021**

## **YOUTH WELFARE**

**GRADE**

**B**

**Score : 2.29/4**

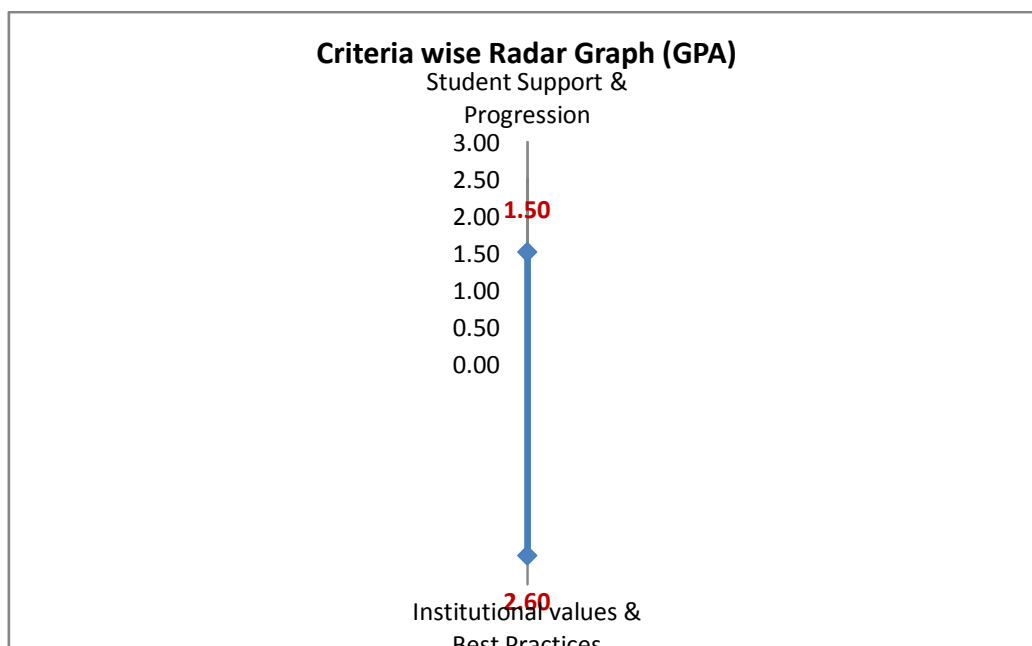
**Unit / Cell / Club: Youth Welfare**

**Academic and Administrative Audit - 2020-2021**

No	Criteria	Weightage (W1)	Criterion-wise Weighted Grade Point (CrWGP1)	Grade Point Averages (CrWGP <sub>i</sub> /W <sub>i</sub> )
1	Curricular Aspects	-	-	-
2	Teaching, Learning & Evaluation	-	-	-
3	Research, Innovation & Extension	-	-	-
4	Infrastructure & Learning resources	-	-	-
5	Student Support & Progression	20.00	30.00	1.50
6	Governance, Leadership & Management	-	-	-
7	Institutional values & Best Practices	50.00	130.00	2.60
	<b>Total</b>	<b>70.00</b>	<b>160.00</b>	<b>2.29</b>
	<b>CGPA : 2.29</b>			

Dean IQAC

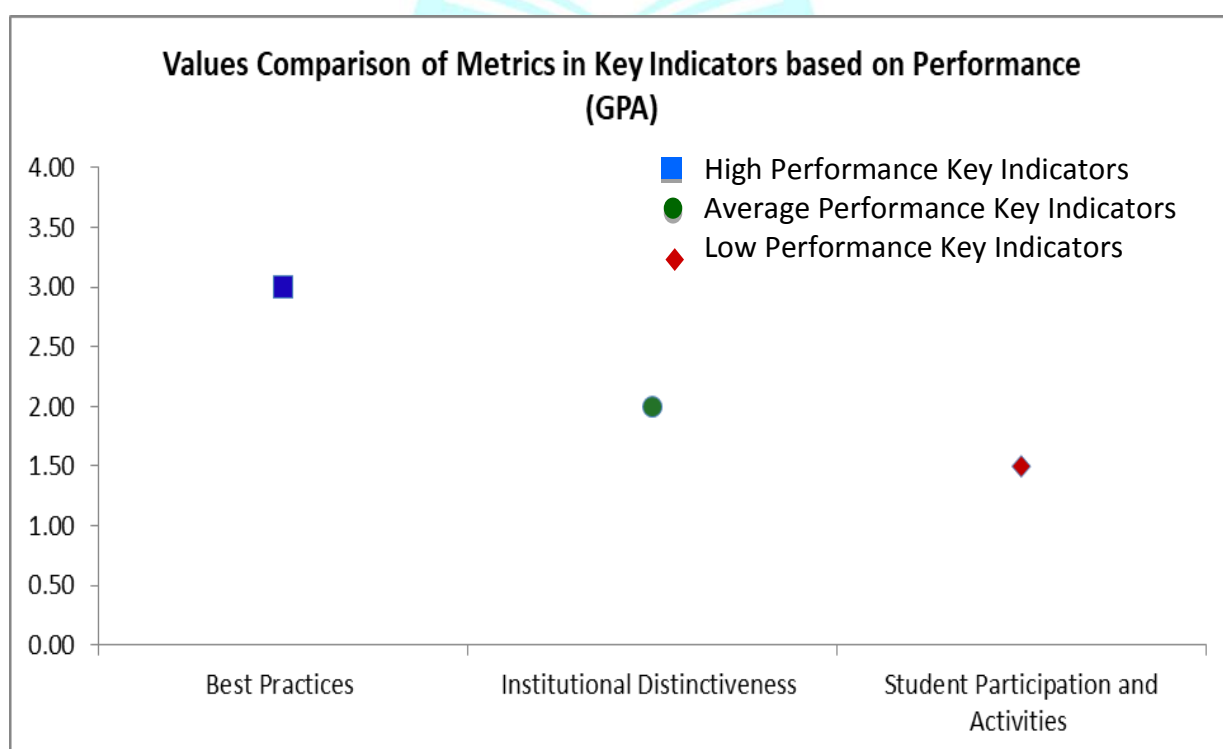
Principal



Unit / Cell / Club: Youth Welfare

Academic and Administrative Audit - 2020-2021

No	Criteria and Key Indicators	Key Indicator Weightage ( $W_i$ )	Key Indicator Wise Weighted Grade Points ( $KIWGP$ ) <sub>i</sub>	Grade Point Averages ( $CrWGPI/W_i$ )
<b>Criterion V - Student Support and Progression</b>				
5.3	Student Participation and Activities	20	30.00	1.50
	<b>Total</b>	<b>20</b>	<b>30.00</b>	<b>1.50</b>
<b>Criterion VII – Institutional Values and Best Practices</b>				
7.2	Best Practices	30	90.00	3.00
7.3	Institutional Distinctiveness	20	40.00	2.00
	<b>Total</b>	<b>50</b>	<b>130.00</b>	<b>2.60</b>
	<b>Grand Total</b>	<b>70</b>	<b>160.00</b>	<b>2.29</b>





## Scott Christian College (Autonomous), Nagercoil

AAA 2020-2021 - Assessment Sheet

Youth Welfare (Cultural)



### Qualitative & Quantitative Metrics

Metric	Parameter	QIM/ QnM	Weightage	Score	Wtd. Score
<b>Criterion V - Student Support and Progression</b>					
<b>5.3</b>	<b>Student Participation and Activities</b>				
5.3.1	Number of awards/medals for outstanding performance in sports/cultural activities at national/international level (award for a team event should be counted as one) during 2020-21	QnM	10	1.00	<b>10</b>
5.3.3	Sports and cultural activities / competitions organized at the institution level during 2020-21	QnM	10	2.00	<b>20</b>
<b>5.3</b>	<b>Student Participation and Activities</b>		20	1.50	30
<b>Criterion V - Student Support and Progression</b>					
			20	1.50	30
<b>Criterion VII – Institutional Values and Best Practices</b>					
<b>7.2</b>	<b>Best Practices</b>				
7.2.1	Describe any one best practice followed by the Department / Cell / Body / Committee / Club/Unit	QIM	30	3.00	90
<b>7.2</b>	<b>Best Practices</b>		30	3.00	90
<b>7.3</b>	<b>Institutional Distinctiveness</b>				
7.3.1	Describe/Explain the performance the Department in one area distinctive to its Vision, Priority & Thrust	QIM	20	2.00	40
<b>7.3</b>	<b>Institutional Distinctiveness</b>		20	2.00	40
<b>Criterion VII – Institutional Values and Best Practices</b>					
			50	2.60	130
	<b>Criteria-wise Assessment</b>		<b>Weightage (W)</b>	<b>Score</b>	<b>Wtd Grade Point (WGP)</b>
5	Student Support & Progression		20.00	1.50	30.00
7	Institutional values & Best Practices		50.00	2.60	130.00
	<b>Overall:-</b>		70.00	2.29	160.00

## Unit / Cell / Club: Youth Welfare

### Academic and Administrative Audit - 2020-2021

#### Strengths :

- Best Practices

#### Weaknesses :

- Institutional Distinctiveness
- Student Participation and Activities





**Scott Christian College (Autonomous)**  
Nagercoil – 629 003, Tamil Nadu, India

**INTERNAL QUALITY ASSURANCE CELL**



# **ACADEMIC & ADMINISTRATIVE AUDIT 2020-2021**

## **SCIENCE CLUB**

**GRADE**

**B**

**Score : 2.23/4**

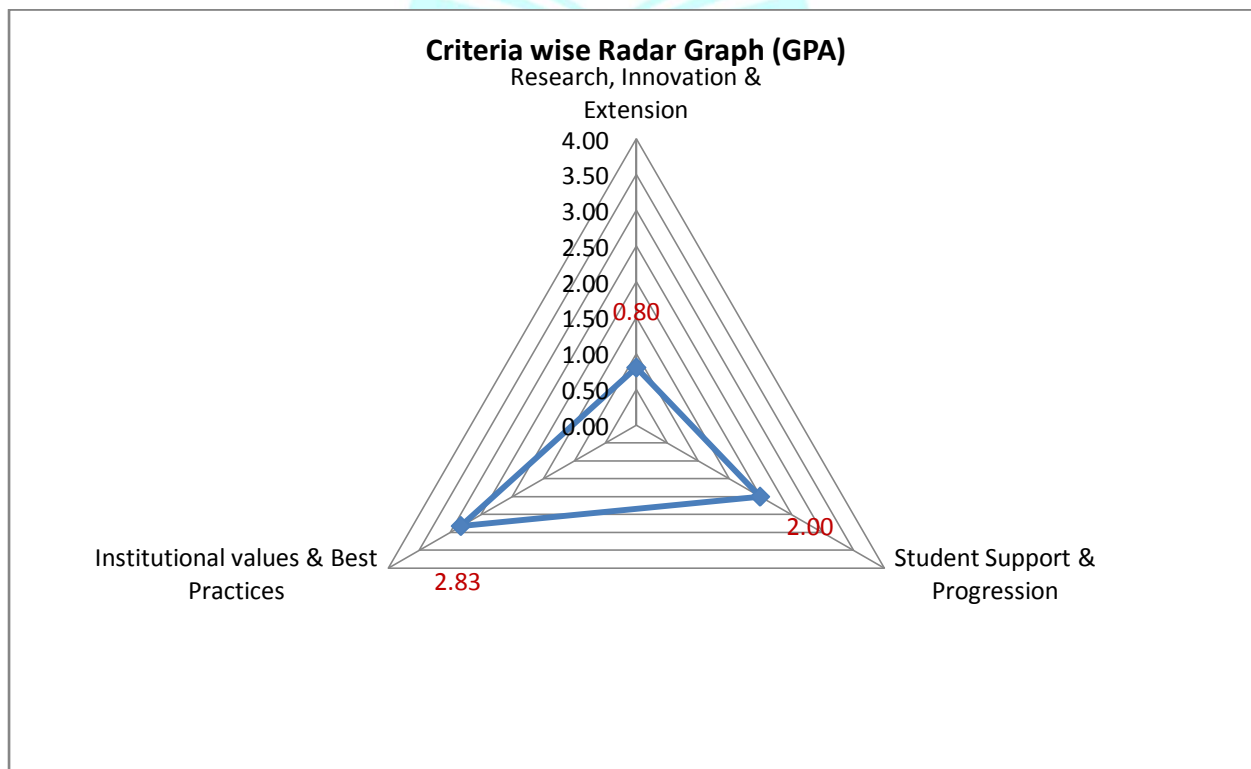
**Unit / Cell / Club: Science Club**

**Academic and Administrative Audit - 2020-2021**

No	Criteria	Weightage (W1)	Criterion-wise Weighted Grade Point (CrWGP1)	Grade Point Averages (CrWGP <sub>i</sub> /W <sub>i</sub> )
1	Curricular Aspects	-	-	-
2	Teaching, Learning & Evaluation	-	-	-
3	Research, Innovation & Extension	25.00	20.00	0.80
4	Infrastructure & Learning resources	-	-	-
5	Student Support & Progression	10.00	20.00	2.00
6	Governance, Leadership & Management	-	-	-
7	Institutional values & Best Practices	64.00	181.00	2.83
	<b>Total</b>	<b>99.00</b>	<b>221.00</b>	<b>2.23</b>
	<b>CGPA :</b>	<b>2.23</b>		

Dean IQAC

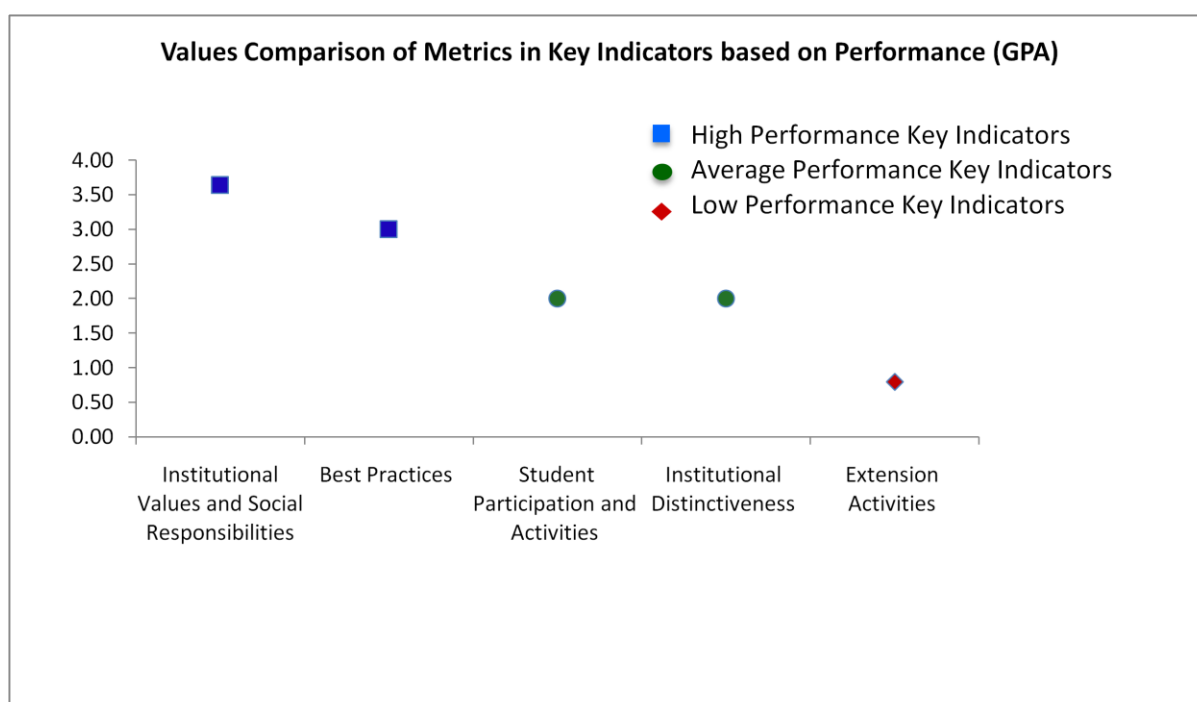
Principal



## Unit / Cell / Club: Science Club

### Academic and Administrative Audit - 2020-2021

No	Criteria and Key Indicators	Key Indicator Weightage ( $W_i$ )	Key Indicator Wise Weighted Grade Points (KIWGP) <sub>i</sub>	Grade Point Averages (CrWGPI/ $W_i$ )
<b>Criterion III – Research, Innovations and Extension</b>				
3.6	Extension Activities	25	20.00	0.80
	<b>Total</b>	<b>25</b>	<b>20.00</b>	<b>0.80</b>
<b>Criterion V - Student Support and Progression</b>				
5.3	Student Participation and Activities	10	20.00	2.00
	<b>Total</b>	<b>10</b>	<b>20.00</b>	<b>2.00</b>
<b>Criterion VII – Institutional Values and Best Practices</b>				
7.1	Institutional Values and Social Responsibilities	14	51.00	3.64
7.2	Best Practices	30	90.00	3.00
7.3	Institutional Distinctiveness	20	40.00	2.00
	<b>Total</b>	<b>64</b>	<b>181.00</b>	<b>2.83</b>
	<b>Grand Total</b>	<b>99</b>	<b>221.00</b>	<b>2.23</b>







## Scott Christian College (Autonomous), Nagercoil



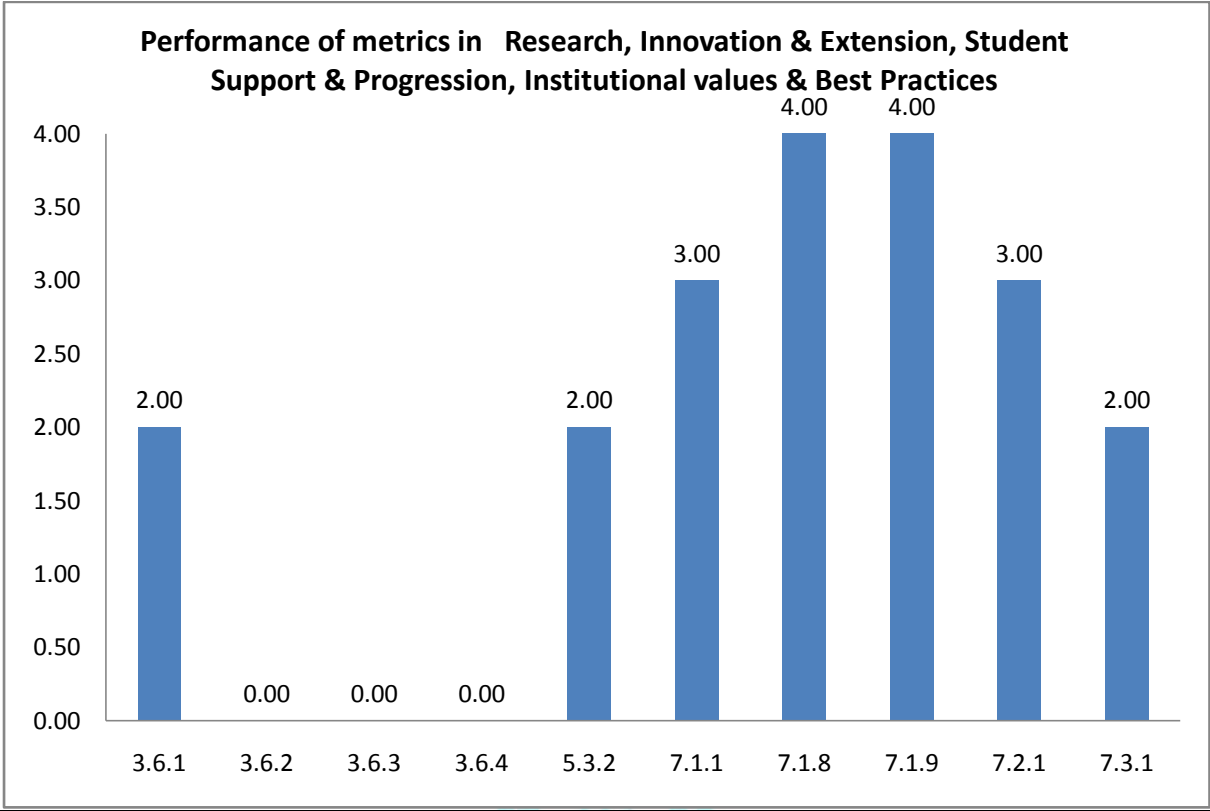
AAA 2020-2021 - Assessment Sheet

Science Club

### Qualitative & Quantitative Metrics

Metric	Parameter	QIM/ QnM	Weightage	Score	Wtd. Score
<b>Criterion III – Research, Innovations and Extension</b>					
<b>3.6</b>	<b>Extension Activities</b>				
3.6.1	What are the Extension activities in the neighborhood community in terms of impact and sensitizing students to social issues and holistic development during 2020-2021?	QIM	10	2.00	20
3.6.2	Number of awards and recognition received for extension activities from Government /recognized bodies during 2020-2021	QnM	15	0.00	0
3.6.3	Number of extension and outreach Programmes conducted in collaboration with industry, community and Non- Government Organizations through NSS/NCC/Red cross/YRC etc., during 2020-2021	QnM	10	0.00	0
3.6.4	Students participating in extension activities with Government Organizations, Non-Government Organizations and Programmes such as Swachh Bharat, Aids Awareness, Gender Issue, etc. during 2020-2021	QnM	15	0.00	0
<b>3.6</b>	<b>Extension Activities</b>		<b>25</b>	<b>0.80</b>	<b>20</b>
<b>Criterion III – Research, Innovations and Extension</b>					
<b>Criterion V - Student Support and Progression</b>					
<b>5.3</b>	<b>Student Participation and Activities</b>				
5.3.2	Presence of an active Student Council & representation of students on academic & administrative bodies/committees	QIM	10	2.00	<b>20</b>
<b>5.3</b>	<b>Student Participation and Activities</b>		<b>10</b>	<b>2.00</b>	<b>20</b>
<b>Criterion V - Student Support and Progression</b>					
<b>10</b>					
<b>2.00</b>					
<b>20</b>					

Criterion VII – Institutional Values and Best Practices					
<b>7.1</b>	<b>Institutional Values and Social Responsibilities</b>				
7.1.1	Number of gender equity promotion Programmes organized by the department/club/cell/ unit during 2020-2021	QIM	5	3.00	<b>15</b>
7.1.8	Institutional efforts/initiatives in providing an inclusive environment i.e., tolerance and harmony towards cultural, regional, linguistic, communal socioeconomic and other diversities	QIM	5	4.00	<b>20</b>
7.1.9	Sensitization of students and employees of the Institution to the constitutional obligations: values, rights, duties and responsibilities of citizens	QIM	4	4.00	<b>16</b>
<b>7.1</b>	<b>Institutional Values and Social Responsibilities</b>		<b>14</b>	<b>3.64</b>	<b>51</b>
<b>7.2</b>	<b>Best Practices</b>				
7.2.1	Describe any one best practice followed by the Department / Cell / Body / Committee / Club/Unit	QIM	30	3.00	90
<b>7.2</b>	<b>Best Practices</b>		<b>30</b>	<b>3.00</b>	<b>90</b>
<b>7.3</b>	<b>Institutional Distinctiveness</b>				
7.3.1	Describe/Explain the performance the Department in one area distinctive to its Vision, Priority & Thrust	QIM	20	2.00	40
<b>7.3</b>	<b>Institutional Distinctiveness</b>		<b>20</b>	<b>2.00</b>	<b>40</b>
<b>Criterion VII – Institutional Values and Best Practices</b>			<b>64</b>	<b>2.83</b>	<b>181</b>
	<b>Criteria-wise Assessment</b>		<b>Weightage (W)</b>	<b>Score</b>	<b>Wtd Grade Point (WGP)</b>
3	Research, Innovation & Extension		25.00	0.80	20.00
5	Student Support & Progression		10.00	2.00	20.00
7	Institutional values & Best Practices		64.00	2.83	181.00
	<b>Overall:-</b>		<b>99.00</b>	<b>2.23</b>	<b>221.00</b>



**Unit / Cell / Club: Science Club**  
**Academic and Administrative Audit - 2020-2021**  
**Strengths and Weaknesses**

**Strengths :**

- Institutional Values and Social Responsibilities
- Best Practices

**Weaknesses :**

- Student Participation and Activities
- Institutional Distinctiveness
- Extension Activities





**Scott Christian College (Autonomous)**  
Nagercoil – 629 003, Tamil Nadu, India

**INTERNAL QUALITY ASSURANCE CELL**



# **ACADEMIC & ADMINISTRATIVE AUDIT 2020-2021**

## **YOUTH RED CROSS**

**GRADE**



**Not Participated**

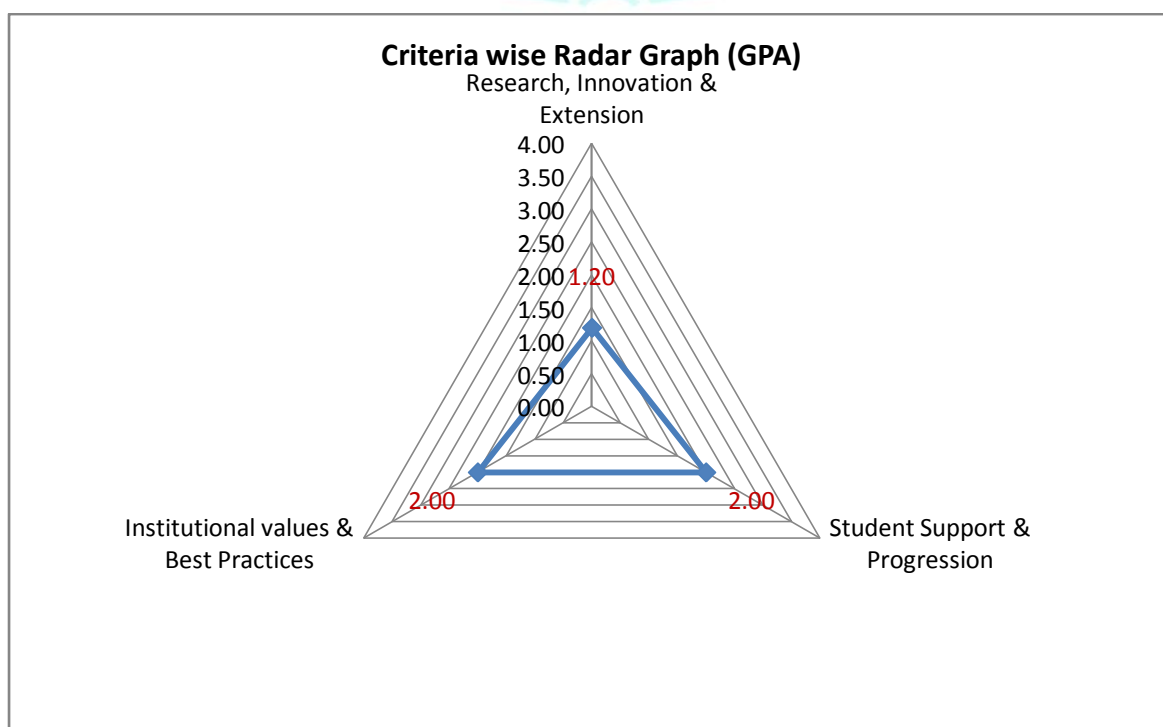
Unit / Cell / Club: Youth Red Cross

Academic and Administrative Audit - 2020-2021

No	Criteria	Weightage (W1)	Criterion-wise Weighted Grade Point (CrWGP1)	Grade Point Averages (CrWGP <sub>i</sub> /W <sub>i</sub> )
1	Curricular Aspects	-	-	-
2	Teaching, Learning & Evaluation	-	-	-
3	Research, Innovation & Extension	25.00	30.00	1.20
4	Infrastructure & Learning resources	-	-	-
5	Student Support & Progression	10.00	20.00	2.00
6	Governance, Leadership & Management	-	-	-
7	Institutional values & Best Practices	64.00	128.00	2.00
	<b>Total</b>	<b>99.00</b>	<b>178.00</b>	<b>1.8</b>
	<b>CGPA :</b>	<b>1.8</b>		

Dean IQAC

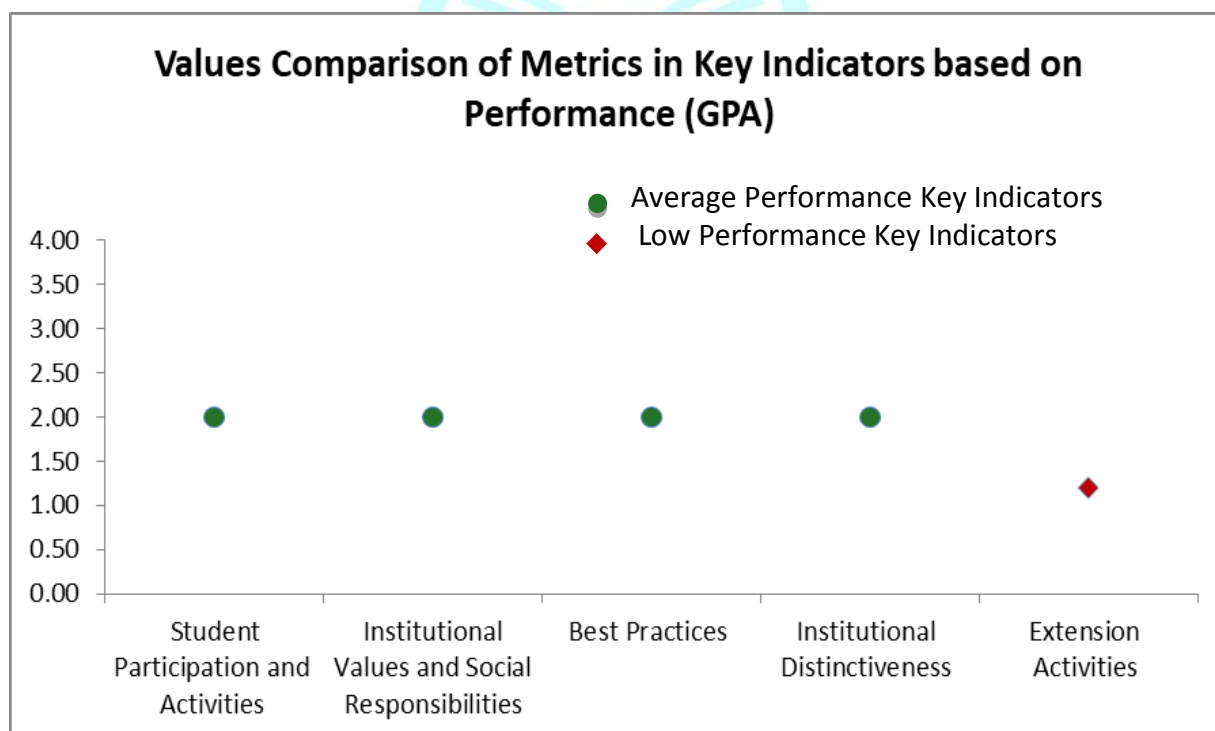
Principal



**Unit / Cell / Club: Youth Red Cross**

**Academic and Administrative Audit - 2020-2021**

No	Criteria and Key Indicators	Key Indicator Weightage (W <sub>i</sub> )	Key Indicator Wise Weighted Grade Points (KIWGP) <sub>i</sub>	Grade Point Averages (CrWGPI/W <sub>i</sub> )
<b>Criterion III – Research, Innovations and Extension</b>				
3.6	Extension Activities	25	30.00	1.20
	<b>Total</b>	<b>25</b>	<b>30.00</b>	<b>1.20</b>
<b>Criterion V - Student Support and Progression</b>				
5.3	Student Participation and Activities	10	20.00	2.00
	<b>Total</b>	<b>10</b>	<b>20.00</b>	<b>2.00</b>
<b>Criterion VII – Institutional Values and Best Practices</b>				
7.1	Institutional Values and Social Responsibilities	14	28.00	2.00
7.2	Best Practices	30	60.00	2.00
7.3	Institutional Distinctiveness	20	40.00	2.00
	<b>Total</b>	<b>64</b>	<b>128.00</b>	<b>2.00</b>
	<b>Grand Total</b>	<b>99</b>	<b>178.00</b>	<b>1.8</b>





## Scott Christian College (Autonomous), Nagercoil

AAA 2020-2021 - Assessment Sheet

Youth Red Cross – Not Participated

### Qualitative & Quantitative Metrics

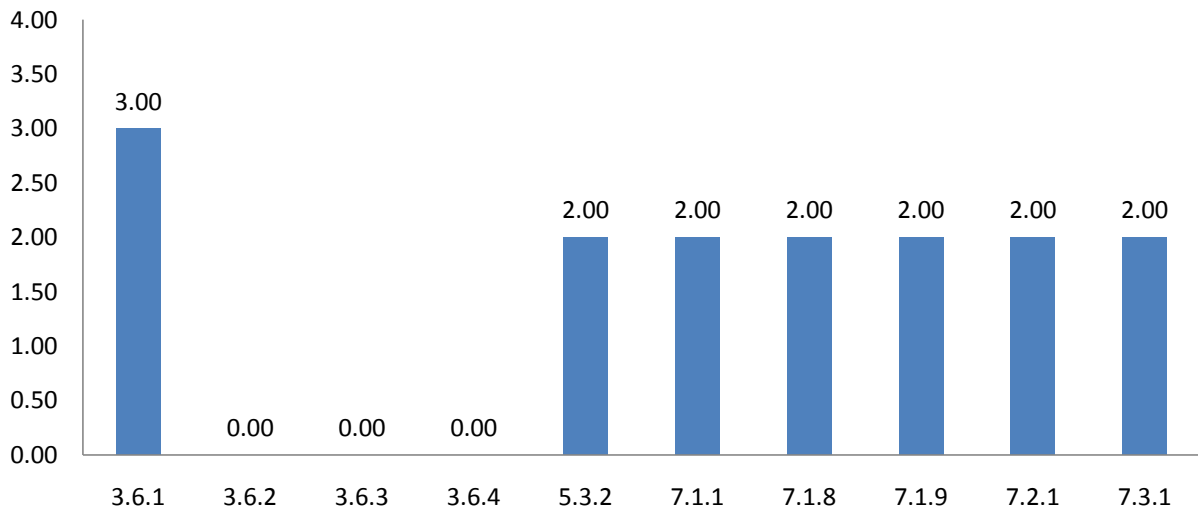


Metric	Parameter	QIM/ QnM	Weightage	Score	Wtd. Score
<b>Criterion III – Research, Innovations and Extension</b>					
<b>3.6</b>	<b>Extension Activities</b>				
3.6.1	What are the Extension activities in the neighborhood community in terms of impact and sensitizing students to social issues and holistic development during 2020-2021?	QIM	10	3.00	30
3.6.2	Number of awards and recognition received for extension activities from Government /recognized bodies during 2020-2021	QnM	15	0.00	0
3.6.3	Number of extension and outreach Programmes conducted in collaboration with industry, community and Non- Government Organizations through NSS/NCC/Red cross/YRC etc., during 2020-2021	QnM	10	0.00	0
3.6.4	Students participating in extension activities with Government Organizations, Non-Government Organizations and Programmes such as Swachh Bharat, Aids Awareness, Gender Issue, etc. during 2020-2021	QnM	15	0.00	0
<b>3.6</b>	<b>Extension Activities</b>		<b>25</b>	<b>1.20</b>	<b>30</b>
<b>Criterion III – Research, Innovations and Extension</b>			<b>25</b>	<b>1.20</b>	<b>30</b>
<b>Criterion V - Student Support and Progression</b>					
<b>5.3</b>	<b>Student Participation and Activities</b>				
5.3.2	Presence of an active Student Council & representation of students on academic & administrative bodies/committees	QIM	10	2.00	<b>20</b>
<b>5.3</b>	<b>Student Participation and Activities</b>		<b>10</b>	<b>2.00</b>	<b>20</b>
<b>Criterion V - Student Support and Progression</b>			<b>10</b>	<b>2.00</b>	<b>20</b>
<b>Criterion VII – Institutional Values and Best Practices</b>					
<b>7.1</b>	<b>Institutional Values and Social Responsibilities</b>				



7.1.1	Number of gender equity promotion Programmes organized by the department/club/cell/ unit during 2020-2021	QIM	5	2.00	10
7.1.8	Institutional efforts/initiatives in providing an inclusive environment i.e., tolerance and harmony towards cultural, regional, linguistic, communal socioeconomic and other diversities	QIM	5	2.00	10
7.1.9	Sensitization of students and employees of the Institution to the constitutional obligations: values, rights, duties and responsibilities of citizens	QIM	4	2.00	8
<b>7.1</b>	<b>Institutional Values and Social Responsibilities</b>		14	2.00	28
<b>7.2</b>	<b>Best Practices</b>				
7.2.1	Describe any one best practice followed by the Department / Cell / Body / Committee / Club/Unit	QIM	30	2.00	60
<b>7.2</b>	<b>Best Practices</b>		30	2.00	60
<b>7.3</b>	<b>Institutional Distinctiveness</b>				
7.3.1	Describe/Explain the performance the Department in one area distinctive to its Vision, Priority & Thrust	QIM	20	2.00	40
<b>7.3</b>	<b>Institutional Distinctiveness</b>		20	2.00	40
<b>Criterion VII – Institutional Values and Best Practices</b>			64	2.00	128
	<b>Criteria-wise Assessment</b>		<b>Weightage (W)</b>	<b>Score</b>	<b>Wtd Grade Point (WGP)</b>
3	Research, Innovation & Extension		25.00	1.20	30.00
5	Student Support & Progression		10.00	2.00	20.00
7	Institutional values & Best Practices		64.00	2.00	128.00
	<b>Overall:-</b>		99.00	1.80	178.00

**Performance of metrics in Research, Innovation & Extension, Student Support & Progression, Institutional values & Best Practices**



**Unit / Cell / Club: Youth Red Cross**

**Academic and Administrative Audit - 2020-2021**

**Strengths and Weaknesses**

**Strengths : Nil**

**Weaknesses :**

- Student Participation and Activities
- Institutional Values and Social Responsibilities
- Best Practices
- Institutional Distinctiveness
- Extension Activities





**Scott Christian College (Autonomous)**  
Nagercoil – 629 003, Tamil Nadu, India



**INTERNAL QUALITY ASSURANCE CELL**

# **ACADEMIC & ADMINISTRATIVE AUDIT 2020-2021**

## **SCOTT ADVENTURE CLUB**

**GRADE**

**C**

**Score : 1.70/4**

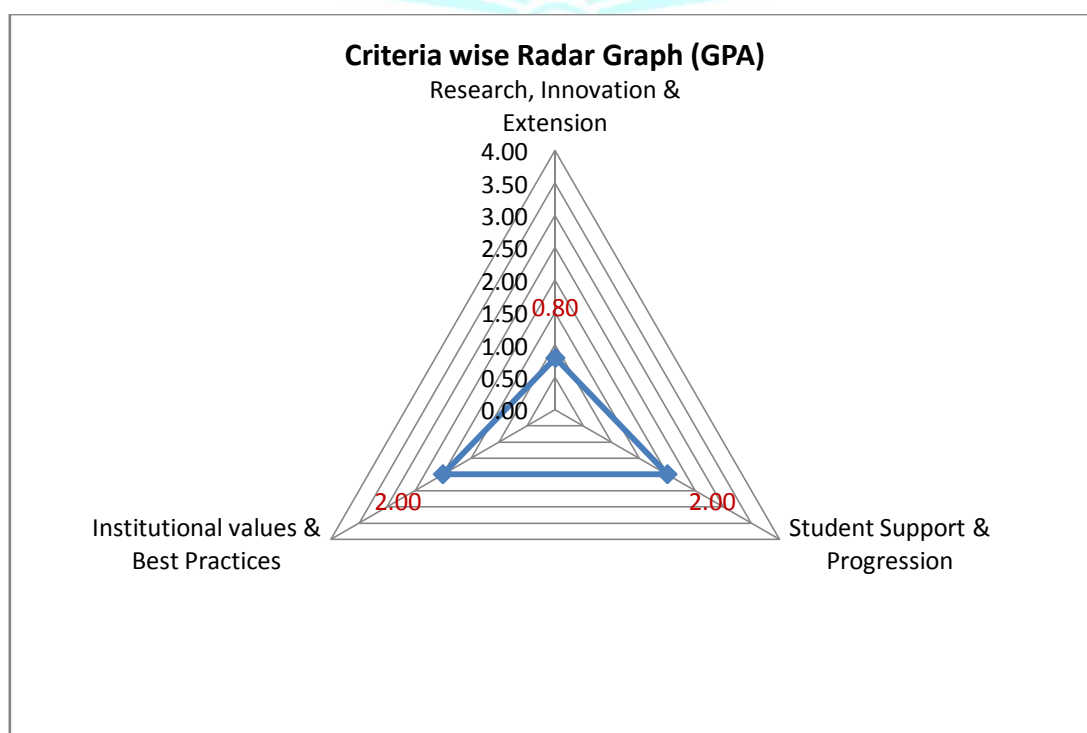
**Unit / Cell / Club: Scott Adventure Club**

**Academic and Administrative Audit - 2020-2021**

No	Criteria	Weightage (W1)	Criterion-wise Weighted Grade Point (CrWGP1)	Grade Point Averages (CrWGP <sub>i</sub> /W <sub>i</sub> )
1	Curricular Aspects	-	-	-
2	Teaching, Learning & Evaluation	-	-	-
3	Research, Innovation & Extension	25.00	20.00	0.80
4	Infrastructure & Learning resources	-	-	-
5	Student Support & Progression	10.00	20.00	2.00
6	Governance, Leadership & Management	-	-	-
7	Institutional values & Best Practices	64.00	128.00	2.00
	<b>Total</b>	<b>99.00</b>	<b>168.00</b>	<b>1.7</b>
	<b>CGPA :</b>	<b>1.7</b>		

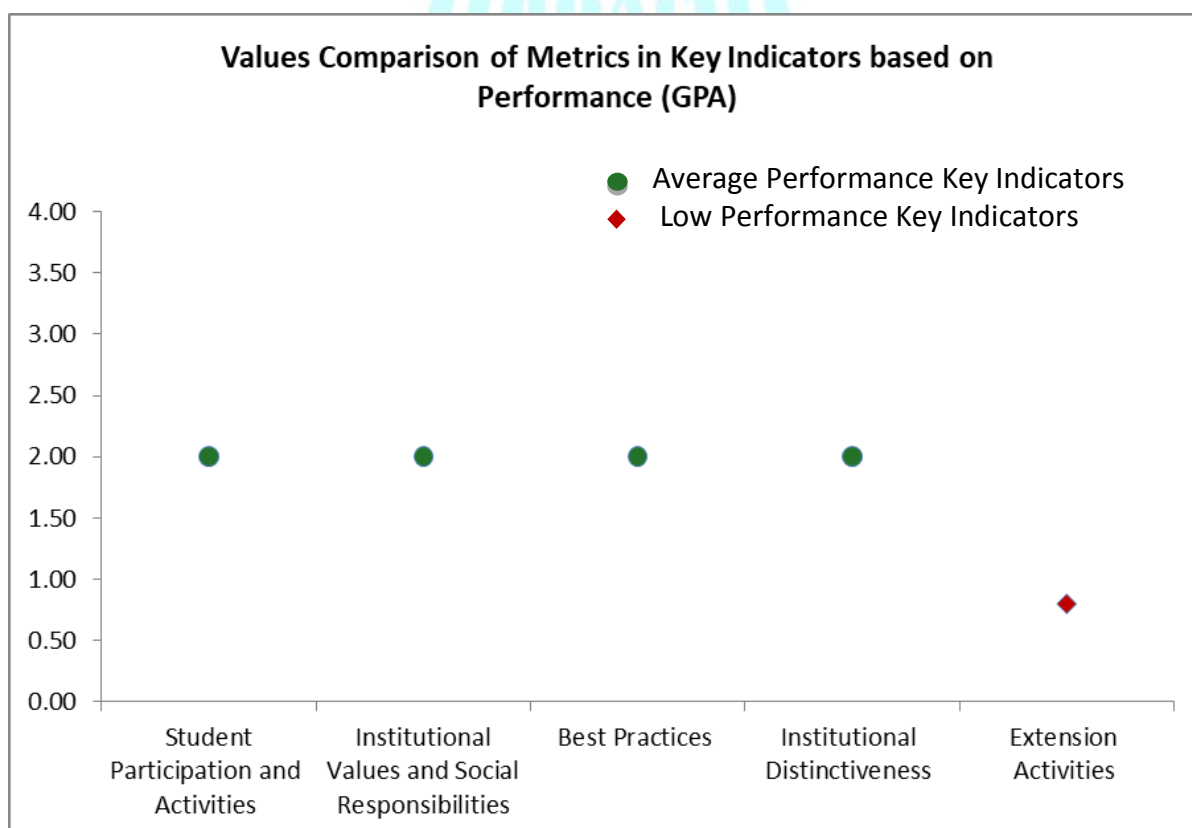
Dean IQAC

Principal



**Unit / Cell / Club: Scott Adventure Club**  
**Academic and Administrative Audit - 2020-2021**

No	Criteria and Key Indicators	Key Indicator Weightage (W <sub>i</sub> )	Key Indicator Wise Weighted Grade Points (KIWGP) <sub>i</sub>	Grade Point Averages (CrWGPI/W <sub>i</sub> )
<b>Criterion III – Research, Innovations and Extension</b>				
3.6	Extension Activities	25	20.00	0.80
	<b>Total</b>	<b>25</b>	<b>20.00</b>	<b>0.80</b>
<b>Criterion V - Student Support and Progression</b>				
5.3	Student Participation and Activities	10	20.00	2.00
	<b>Total</b>	<b>10</b>	<b>20.00</b>	<b>2.00</b>
<b>Criterion VII – Institutional Values and Best Practices</b>				
7.1	Institutional Values and Social Responsibilities	14	28.00	2.00
7.2	Best Practices	30	60.00	2.00
7.3	Institutional Distinctiveness	20	40.00	2.00
	<b>Total</b>	<b>64</b>	<b>128.00</b>	<b>2.00</b>
	<b>Grand Total</b>	<b>99</b>	<b>168.00</b>	<b>1.7</b>





## Scott Christian College (Autonomous), Nagercoil



AAA 2020-2021 - Assessment Sheet

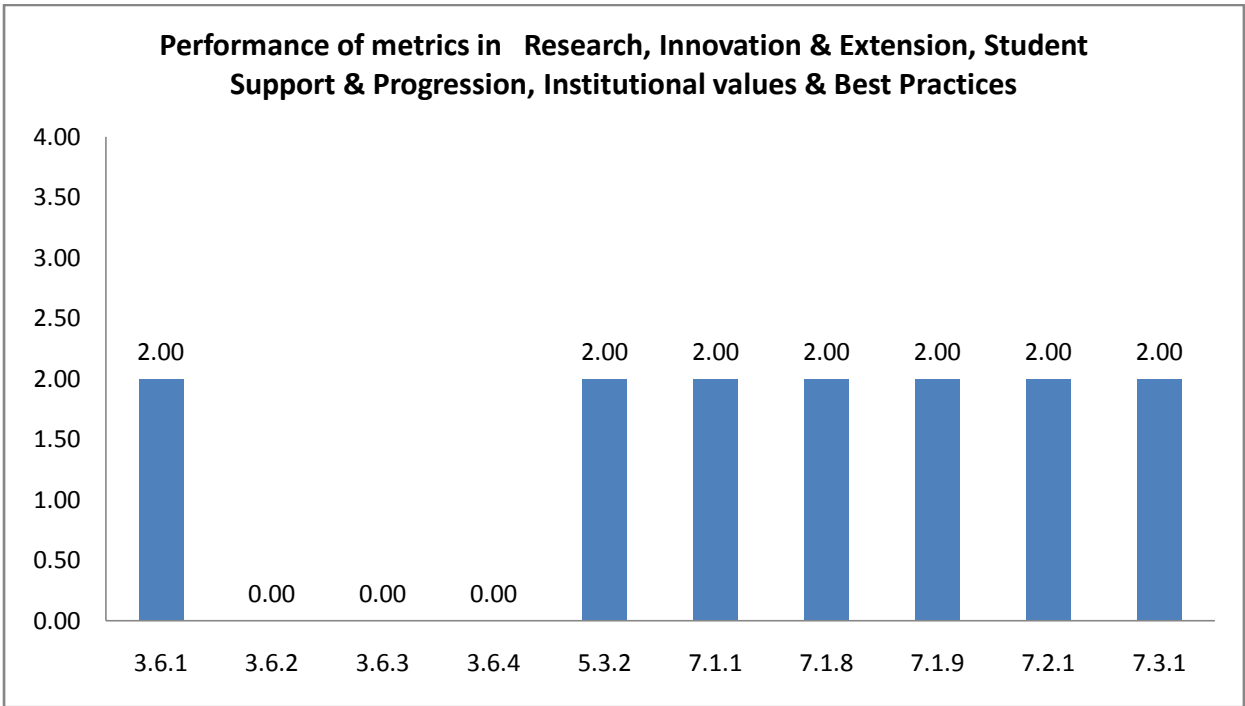
Scott Adventure Club

### Qualitative & Quantitative Metrics

Metric	Parameter	QIM/ QnM	Weightage	Score	Wtd. Score
<b>Criterion III – Research, Innovations and Extension</b>					
<b>3.6</b>	<b>Extension Activities</b>				
3.6.1	What are the Extension activities in the neighborhood community in terms of impact and sensitizing students to social issues and holistic development during 2020-2021?	QIM	10	2.00	20
3.6.2	Number of awards and recognition received for extension activities from Government /recognized bodies during 2020-2021	QnM	15	0.00	0
3.6.3	Number of extension and outreach Programmes conducted in collaboration with industry, community and Non- Government Organizations through NSS/NCC/Red cross/YRC etc., during 2020-2021	QnM	10	0.00	0
3.6.4	Students participating in extension activities with Government Organizations, Non-Government Organizations and Programmes such as Swachh Bharat, Aids Awareness, Gender Issue, etc. during 2020-2021	QnM	15	0.00	0
<b>3.6</b>	<b>Extension Activities</b>		<b>25</b>	<b>0.80</b>	<b>20</b>
<b>Criterion III – Research, Innovations and Extension</b>			<b>25</b>	<b>0.80</b>	<b>20</b>
<b>Criterion V - Student Support and Progression</b>					
<b>5.3</b>	<b>Student Participation and Activities</b>				
5.3.2	Presence of an active Student Council & representation of students on academic & administrative bodies/committees	QIM	10	<b>2.00</b>	<b>20</b>
<b>5.3</b>	<b>Student Participation and Activities</b>		<b>10</b>	<b>2.00</b>	<b>20</b>
<b>Criterion V - Student Support and Progression</b>			<b>10</b>	<b>2.00</b>	<b>20</b>

<b>Criterion VII – Institutional Values and Best Practices</b>					
<b>7.1</b>	<b>Institutional Values and Social Responsibilities</b>				
7.1.1	Number of gender equity promotion Programmes organized by the department/club/cell/ unit during 2020-2021	QIM	5	2.00	<b>10</b>
7.1.8	Institutional efforts/initiatives in providing an inclusive environment i.e., tolerance and harmony towards cultural, regional, linguistic, communal socioeconomic and other diversities	QIM	5	2.00	<b>10</b>
7.1.9	Sensitization of students and employees of the Institution to the constitutional obligations: values, rights, duties and responsibilities of citizens	QIM	4	2.00	<b>8</b>
<b>7.1</b>	<b>Institutional Values and Social Responsibilities</b>		14	2.00	28
<b>7.2</b>	<b>Best Practices</b>				
7.2.1	Describe any one best practice followed by the Department / Cell / Body / Committee / Club/Unit	QIM	30	2.00	60
<b>7.2</b>	<b>Best Practices</b>		30	2.00	60
<b>7.3</b>	<b>Institutional Distinctiveness</b>				
7.3.1	Describe/Explain the performance the Department in one area distinctive to its Vision, Priority & Thrust	QIM	20	2.00	40
<b>7.3</b>	<b>Institutional Distinctiveness</b>		20	2.00	40
<b>Criterion VII – Institutional Values and Best Practices</b>			64	2.00	128
	<b>Criteria-wise Assessment</b>		<b>Weightage (W)</b>	<b>Score</b>	<b>Wtd Grade Point (WGP)</b>
3	Research, Innovation & Extension		25.00	0.80	20.00
5	Student Support & Progression		10.00	2.00	20.00
7	Institutional values & Best Practices		64.00	2.00	128.00
	<b>Overall:-</b>		99.00	1.70	168.00





**Unit / Cell / Club: Scott Adventure Club**

**Academic and Administrative Audit - 2020-2021**

**Strengths and Weaknesses**

**Strengths : Nil**

**Weaknesses :**

- Student Participation and Activities
- Institutional Values and Social Responsibilities
- Best Practices
- Institutional Distinctiveness
- Extension Activities





**Scott Christian College (Autonomous)**  
Nagercoil – 629 003, Tamil Nadu, India

**INTERNAL QUALITY ASSURANCE CELL**



# **ACADEMIC & ADMINISTRATIVE AUDIT 2020-2021**

## **ROTARACT CLUB**

**GRADE**

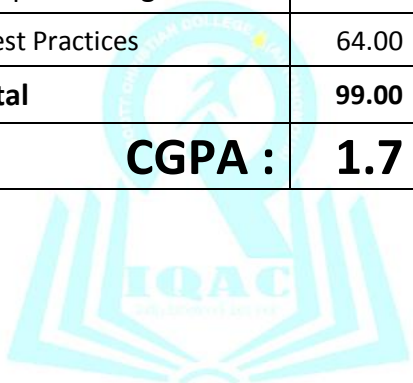
**C**

**Score : 1.70/4**

**Unit / Cell / Club: Rotaract Club**

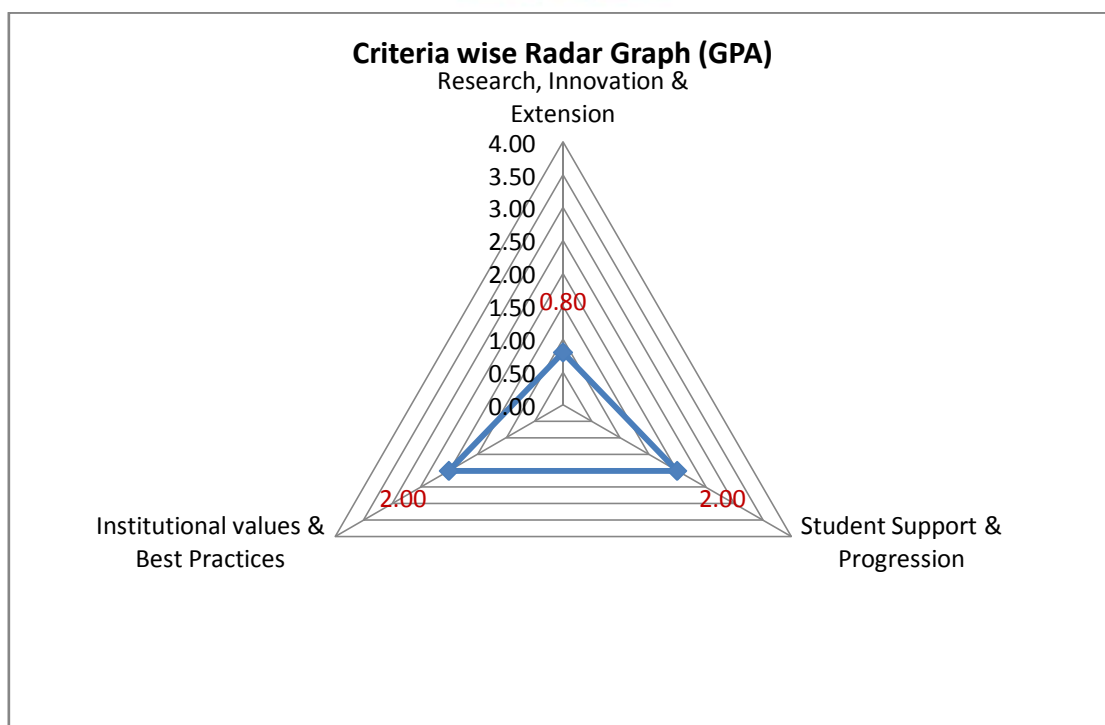
**Academic and Administrative Audit - 2020-2021**

No	Criteria	Weightage (W1)	Criterion-wise Weighted Grade Point (CrWGP1)	Grade Point Averages (CrWGP <sub>i</sub> /W <sub>i</sub> )
1	Curricular Aspects	-	-	-
2	Teaching, Learning & Evaluation	-	-	-
3	Research, Innovation & Extension	25.00	20.00	0.80
4	Infrastructure & Learning resources	-	-	-
5	Student Support & Progression	10.00	20.00	2.00
6	Governance, Leadership & Management	-	-	-
7	Institutional values & Best Practices	64.00	128.00	2.00
	<b>Total</b>	<b>99.00</b>	<b>168.00</b>	<b>1.7</b>
	<b>CGPA :</b>	<b>1.7</b>		



Dean IQAC

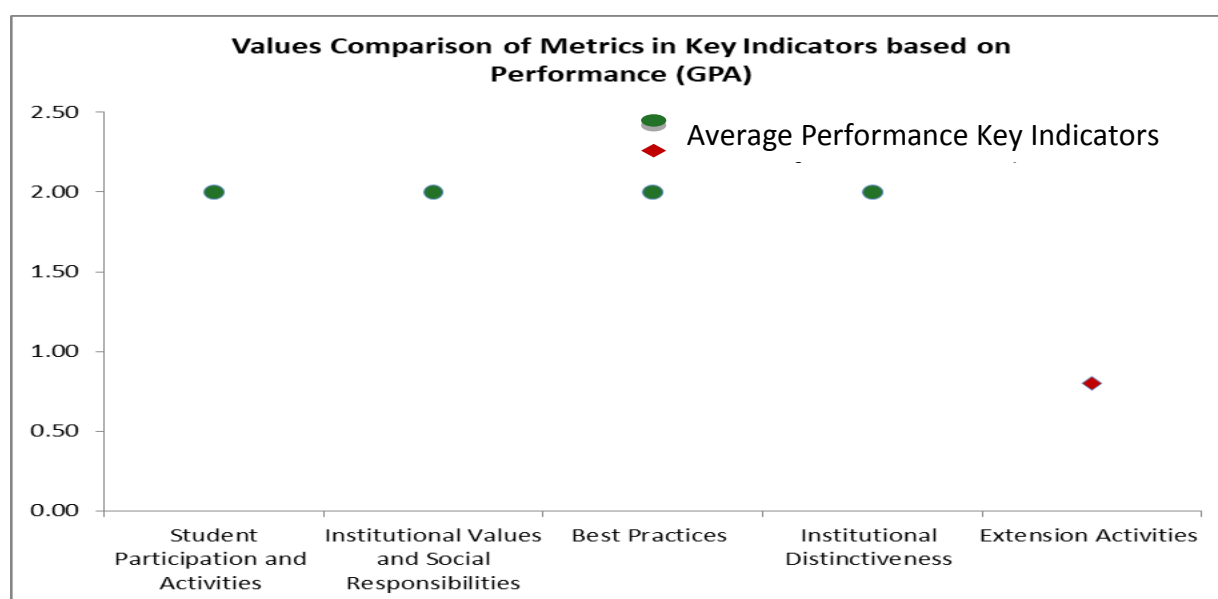
Principal



**Unit / Cell / Club: Rotaract Club**

**Academic and Administrative Audit - 2020-2021**

No	Criteria and Key Indicators	Key Indicator Weightage (W <sub>i</sub> )	Key Indicator Wise Weighted Grade Points (KIWGP) <sub>i</sub>	Grade Point Averages (CrWGPI/W <sub>i</sub> )
<b>Criterion III – Research, Innovations and Extension</b>				
3.6	Extension Activities	25	20.00	0.80
	<b>Total</b>	<b>25</b>	<b>20.00</b>	<b>0.80</b>
<b>Criterion V - Student Support and Progression</b>				
5.3	Student Participation and Activities	10	20.00	2.00
	<b>Total</b>	<b>10</b>	<b>20.00</b>	<b>2.00</b>
<b>Criterion VII – Institutional Values and Best Practices</b>				
7.1	Institutional Values and Social Responsibilities	14	28.00	2.00
7.2	Best Practices	30	60.00	2.00
7.3	Institutional Distinctiveness	20	40.00	2.00
	<b>Total</b>	<b>64</b>	<b>128.00</b>	<b>2.00</b>
	<b>Grand Total</b>	<b>99</b>	<b>168.00</b>	<b>1.7</b>





## Scott Christian College (Autonomous), Nagercoil

AAA 2020-2021 - Assessment Sheet

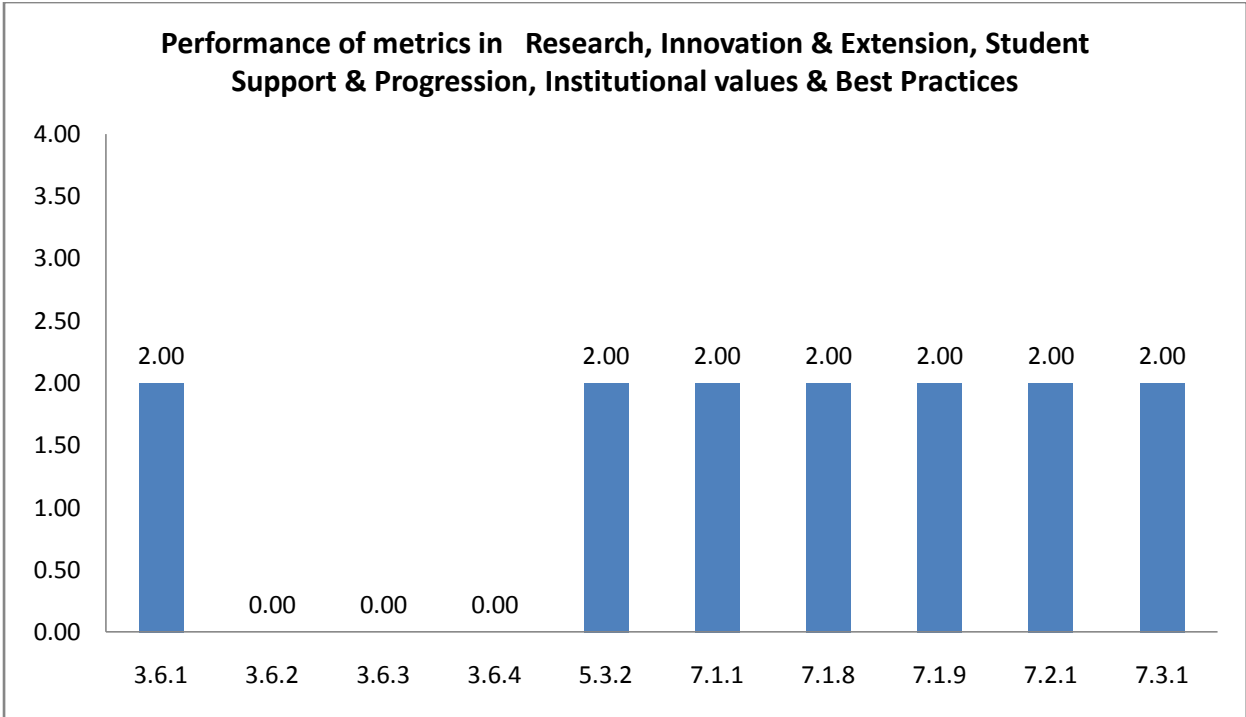
Rotaract Club



### Qualitative & Quantitative Metrics

Metric	Parameter	QIM/ QnM	Weightage	Score	Wtd. Score
<b>Criterion III – Research, Innovations and Extension</b>					
<b>3.6</b>	<b>Extension Activities</b>				
3.6.1	What are the Extension activities in the neighborhood community in terms of impact and sensitizing students to social issues and holistic development during 2020-2021?	QIM	10	2.00	20
3.6.2	Number of awards and recognition received for extension activities from Government /recognized bodies during 2020-2021	QnM	15	0.00	0
3.6.3	Number of extension and outreach Programmes conducted in collaboration with industry, community and Non- Government Organizations through NSS/NCC/Red cross/YRC etc., during 2020-2021	QnM	10	0.00	0
3.6.4	Students participating in extension activities with Government Organizations, Non-Government Organizations and Programmes such as Swachh Bharat, Aids Awareness, Gender Issue, etc. during 2020-2021	QnM	15	0.00	0
<b>3.6</b>	<b>Extension Activities</b>		25	0.80	20
<b>Criterion III – Research, Innovations and Extension</b>			25	0.80	20
<b>Criterion V - Student Support and Progression</b>					
<b>5.3</b>	<b>Student Participation and Activities</b>				
5.3.2	Presence of an active Student Council & representation of students on academic & administrative bodies/committees	QIM	10	2.00	20
<b>5.3</b>	<b>Student Participation and Activities</b>		10	2.00	20
<b>Criterion V - Student Support and Progression</b>			10	2.00	20

Criterion VII – Institutional Values and Best Practices					
<b>7.1</b>	<b>Institutional Values and Social Responsibilities</b>				
7.1.1	Number of gender equity promotion Programmes organized by the department/club/cell/ unit during 2020-2021	QIM	5	2.00	<b>10</b>
7.1.8	Institutional efforts/initiatives in providing an inclusive environment i.e., tolerance and harmony towards cultural, regional, linguistic, communal socioeconomic and other diversities	QIM	5	2.00	<b>10</b>
7.1.9	Sensitization of students and employees of the Institution to the constitutional obligations: values, rights, duties and responsibilities of citizens	QIM	4	2.00	<b>8</b>
<b>7.1</b>	<b>Institutional Values and Social Responsibilities</b>		14	2.00	<b>28</b>
<b>7.2</b>	<b>Best Practices</b>				
7.2.1	Describe any one best practice followed by the Department / Cell / Body / Committee / Club/Unit	QIM	30	2.00	60
<b>7.2</b>	<b>Best Practices</b>		30	2.00	<b>60</b>
<b>7.3</b>	<b>Institutional Distinctiveness</b>				
7.3.1	Describe/Explain the performance the Department in one area distinctive to its Vision, Priority & Thrust	QIM	20	2.00	40
<b>7.3</b>	<b>Institutional Distinctiveness</b>		20	2.00	<b>40</b>
<b>Criterion VII – Institutional Values and Best Practices</b>			64	2.00	<b>128</b>
	<b>Criteria-wise Assessment</b>		<b>Weightage (W)</b>	<b>Score</b>	<b>Wtd Grade Point (WGP)</b>
3	Research, Innovation & Extension		25.00	0.80	20.00
5	Student Support & Progression		10.00	2.00	20.00
7	Institutional values & Best Practices		64.00	2.00	128.00
	<b>Overall:-</b>		<b>99.00</b>	<b>1.70</b>	<b>168.00</b>





**Unit / Cell / Club: Rotaract Club**

**Academic and Administrative Audit - 2020-2021**

**Strengths and Weaknesses**

**Strengths : Nil**

**Weaknesses :**

- Student Participation and Activities
- Institutional Values and Social Responsibilities
- Best Practices
- Institutional Distinctiveness
- Extension Activities





**Scott Christian College (Autonomous)**  
Nagercoil – 629 003, Tamil Nadu, India

**INTERNAL QUALITY ASSURANCE CELL**



# **ACADEMIC & ADMINISTRATIVE AUDIT 2020-2021**

## **ECO CLUB**

**GRADE**

**D**

**Score : 0.91/4**

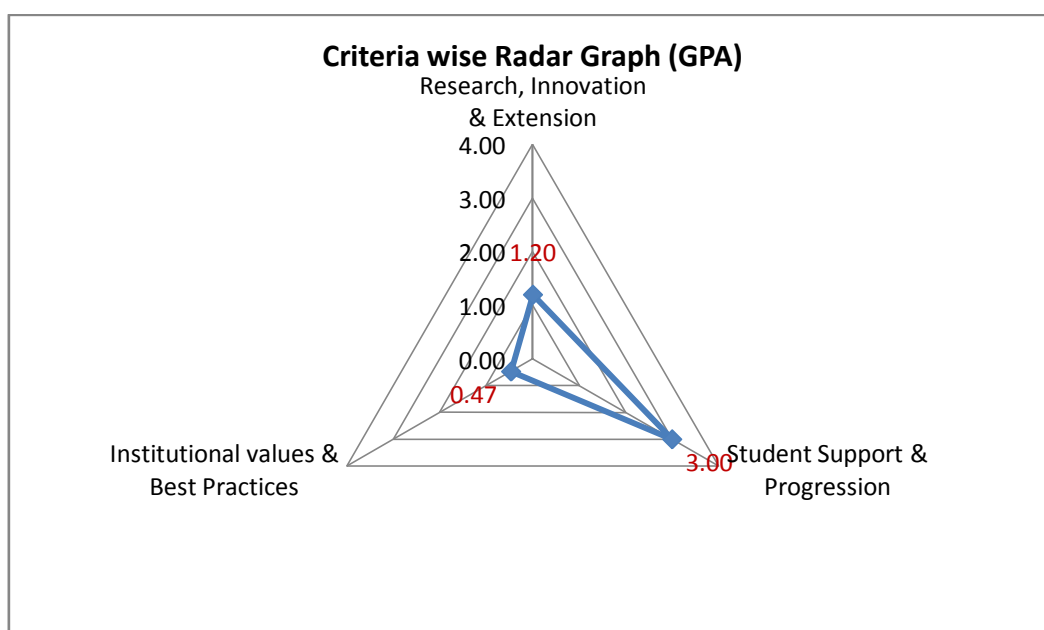
**Unit / Cell / Club: Eco Club**

**Academic and Administrative Audit - 2020-2021**

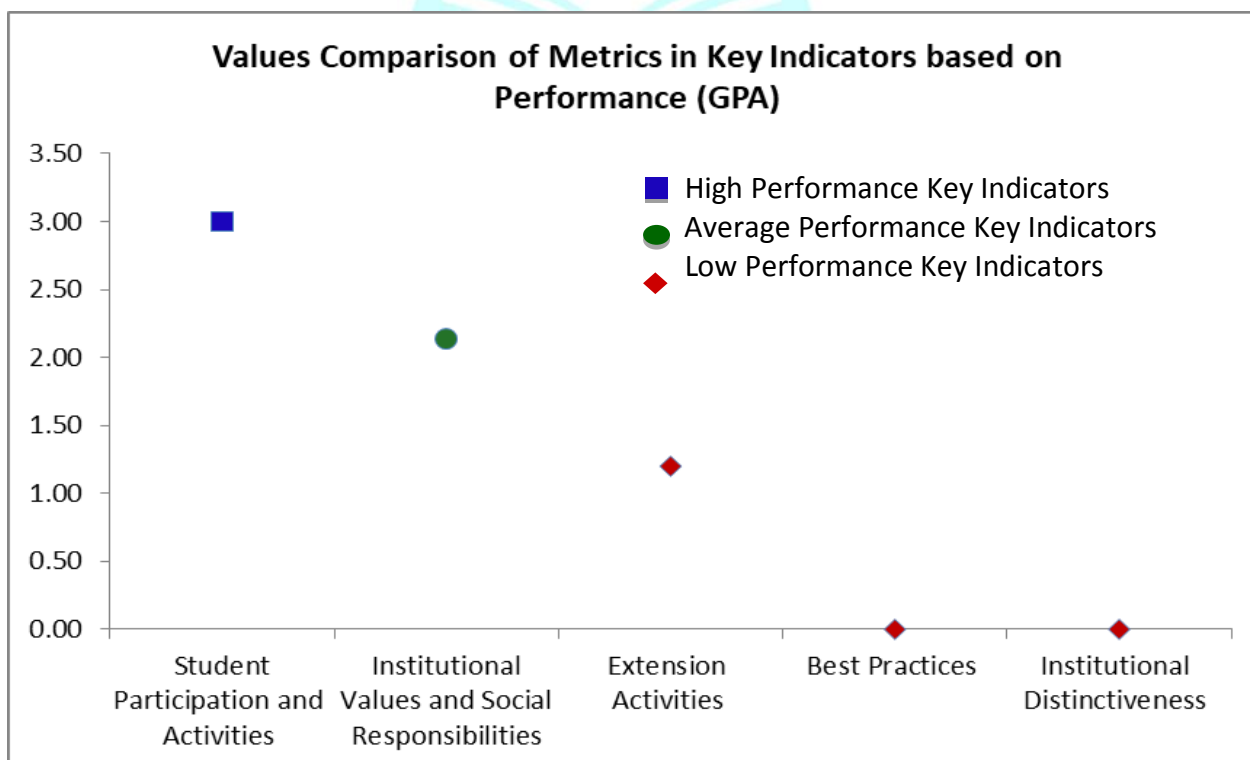
No	Criteria	Weightage (W1)	Criterion-wise Weighted Grade Point (CrWGP1)	Grade Point Averages (CrWGP <sub>i</sub> /W <sub>i</sub> )
1	Curricular Aspects	-	-	-
2	Teaching, Learning & Evaluation	-	-	-
3	Research, Innovation & Extension	25.00	30.00	1.20
4	Infrastructure & Learning resources	-	-	-
5	Student Support & Progression	10.00	30.00	3.00
6	Governance, Leadership & Management	-	-	-
7	Institutional values & Best Practices	64.00	30.00	0.47
	<b>Total</b>	<b>99.00</b>	<b>90.00</b>	<b>0.91</b>
	<b>CGPA : 0.91</b>			

Dean IQAC

Principal



No	Criteria and Key Indicators	Key Indicator Weightage (W <sub>i</sub> )	Key Indicator Wise Weighted Grade Points (KIWGP) <sub>i</sub>	Grade Point Averages (CrWGPI/W <sub>i</sub> )
<b>Criterion III – Research, Innovations and Extension</b>				
3.6	Extension Activities	25	30.00	1.20
	<b>Total</b>	<b>25</b>	<b>30.00</b>	<b>1.20</b>
<b>Criterion V - Student Support and Progression</b>				
5.3	Student Participation and Activities	10	30.00	3.00
	<b>Total</b>	<b>10</b>	<b>30.00</b>	<b>3.00</b>
<b>Criterion VII – Institutional Values and Best Practices</b>				
7.1	Institutional Values and Social Responsibilities	14	30.00	2.14
7.2	Best Practices	30	0.00	0.00
7.3	Institutional Distinctiveness	20	0.00	0.00
	<b>Total</b>	<b>64</b>	<b>30.00</b>	<b>0.47</b>
	<b>Grand Total</b>	<b>99</b>	<b>90.00</b>	<b>0.91</b>





## Scott Christian College (Autonomous), Nagercoil

AAA 2020-2021 - Assessment Sheet

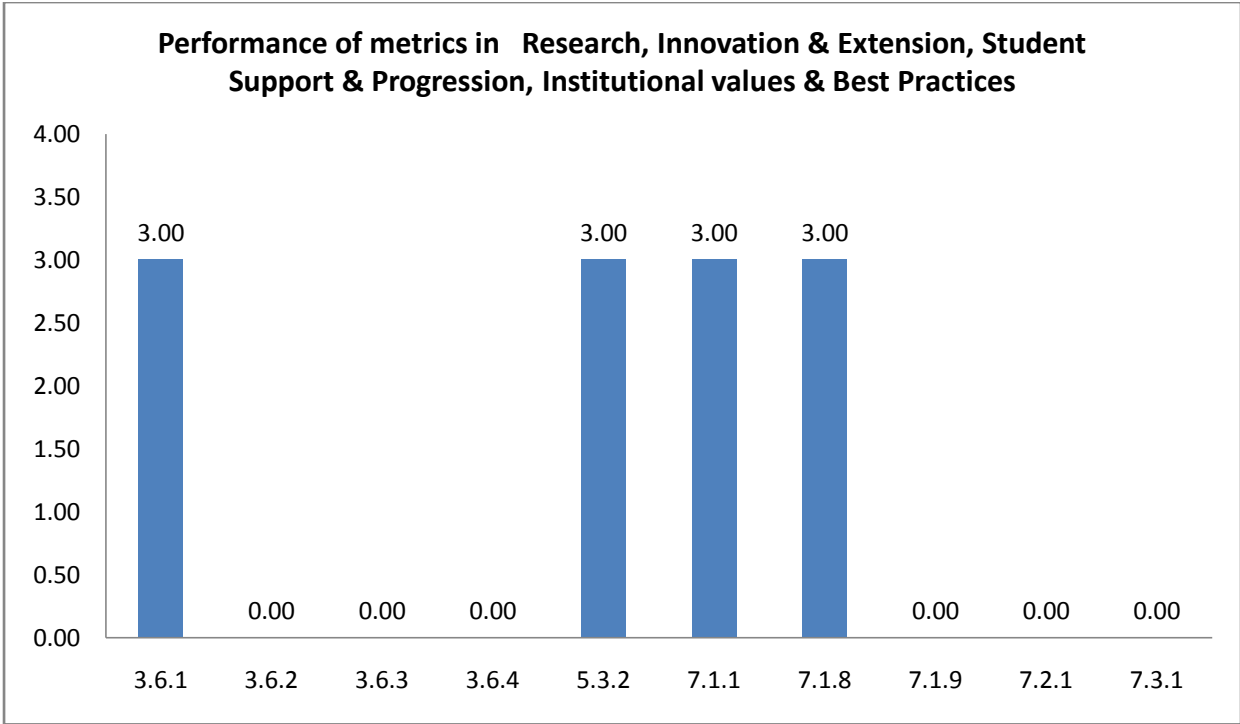
Eco Club



### Qualitative & Quantitative Metrics

Metric	Parameter	QIM/ QnM	Weightage	Score	Wtd. Score
<b>Criterion III – Research, Innovations and Extension</b>					
<b>3.6</b>	<b>Extension Activities</b>				
3.6.1	What are the Extension activities in the neighborhood community in terms of impact and sensitizing students to social issues and holistic development during 2020-2021?	QIM	10	3.00	30
3.6.2	Number of awards and recognition received for extension activities from Government /recognized bodies during 2020-2021	QnM	15	0.00	0
3.6.3	Number of extension and outreach Programmes conducted in collaboration with industry, community and Non- Government Organizations through NSS/NCC/Red cross/YRC etc., during 2020-2021	QnM	10	0.00	0
3.6.4	Students participating in extension activities with Government Organizations, Non-Government Organizations and Programmes such as Swachh Bharat, Aids Awareness, Gender Issue, etc. during 2020-2021	QnM	15	0.00	0
<b>3.6</b>	<b>Extension Activities</b>		<b>25</b>	<b>1.20</b>	<b>30</b>
<b>Criterion III – Research, Innovations and Extension</b>					
			<b>25</b>	<b>1.20</b>	<b>30</b>
<b>Criterion V - Student Support and Progression</b>					
<b>5.3</b>	<b>Student Participation and Activities</b>				
5.3.2	Presence of an active Student Council & representation of students on academic & administrative bodies/committees	QIM	10	<b>3.00</b>	<b>30</b>
<b>5.3</b>	<b>Student Participation and Activities</b>		<b>10</b>	<b>3.00</b>	<b>30</b>
<b>Criterion V - Student Support and Progression</b>					
			<b>10</b>	<b>3.00</b>	<b>30</b>

Criterion VII – Institutional Values and Best Practices					
<b>7.1</b>	<b>Institutional Values and Social Responsibilities</b>				
7.1.1	Number of gender equity promotion Programmes organized by the department/club/cell/ unit during 2020-2021	QIM	5	<b>3.00</b>	<b>15</b>
7.1.8	Institutional efforts/initiatives in providing an inclusive environment i.e., tolerance and harmony towards cultural, regional, linguistic, communal socioeconomic and other diversities	QIM	5	3.00	<b>15</b>
7.1.9	Sensitization of students and employees of the Institution to the constitutional obligations: values, rights, duties and responsibilities of citizens	QIM	4	0.00	<b>0</b>
<b>7.1</b>	<b>Institutional Values and Social Responsibilities</b>		14	2.14	30
<b>7.2</b>	<b>Best Practices</b>				
7.2.1	Describe any one best practice followed by the Department / Cell / Body / Committee / Club/Unit	QIM	30	0.00	0
<b>7.2</b>	<b>Best Practices</b>		30	0.00	0
<b>7.3</b>	<b>Institutional Distinctiveness</b>				
7.3.1	Describe/Explain the performance the Department in one area distinctive to its Vision, Priority & Thrust	QIM	20	0.00	0
<b>7.3</b>	<b>Institutional Distinctiveness</b>		20	0.00	0
<b>Criterion VII – Institutional Values and Best Practices</b>			64	0.47	30
	<b>Criteria-wise Assessment</b>		<b>Weightage (W)</b>	<b>Score</b>	<b>Wtd Grade Point (WGP)</b>
3	Research, Innovation & Extension		25.00	1.20	30.00
5	Student Support & Progression		10.00	3.00	30.00
7	Institutional values & Best Practices		64.00	0.47	30.00
	<b>Overall:-</b>		99.00	0.91	90.00



**Unit / Cell / Club: Eco Club**

**Academic and Administrative Audit - 2020-2021**

**Strengths and Weaknesses**

**Strengths :**

- Student Participation and Activities

**Weaknesses :**

- Institutional Values and Social Responsibilities
- Extension Activities
- Best Practices
- Institutional Distinctiveness







**Scott Christian College (Autonomous)**  
Nagercoil – 629 003, Tamil Nadu, India



**INTERNAL QUALITY ASSURANCE CELL**

# **ACADEMIC & ADMINISTRATIVE AUDIT 2020-2021**

## **ICTC**

**GRADE**



**Not Participated**

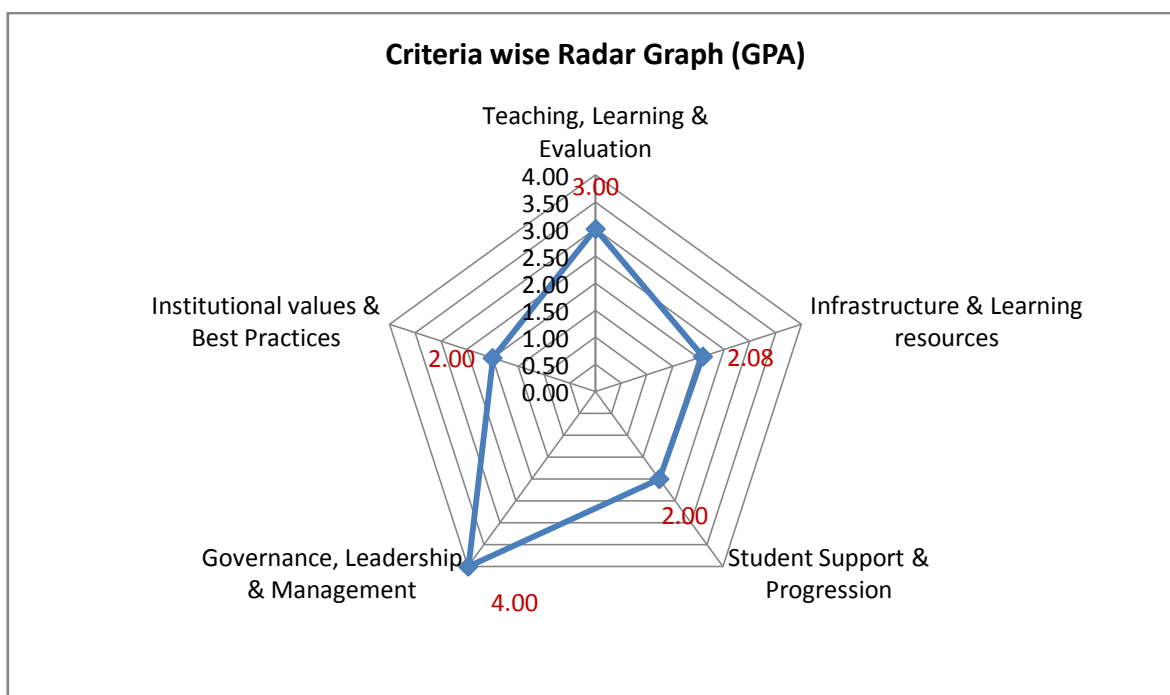
**Unit / Cell / Club: ICTC**

**Academic and Administrative Audit - 2020-2021**

No	Criteria	Weightage (W1)	Criterion-wise Weighted Grade Point (CrWGP1)	Grade Point Averages (CrWGP <sub>i</sub> /W <sub>i</sub> )
1	Curricular Aspects	-	-	-
2	Teaching, Learning & Evaluation	15.00	45.00	3.00
3	Research, Innovation & Extension	-	-	-
4	Infrastructure & Learning resources	50.00	104.00	2.08
5	Student Support & Progression	10.00	20.00	2.00
6	Governance, Leadership & Management	4.00	16.00	4.00
7	Institutional values & Best Practices	50.00	100.00	2.00
	<b>Total</b>	<b>129.00</b>	<b>285.00</b>	<b>2.21</b>
	<b>CGPA :</b>	<b>2.21</b>		

Dean IQAC

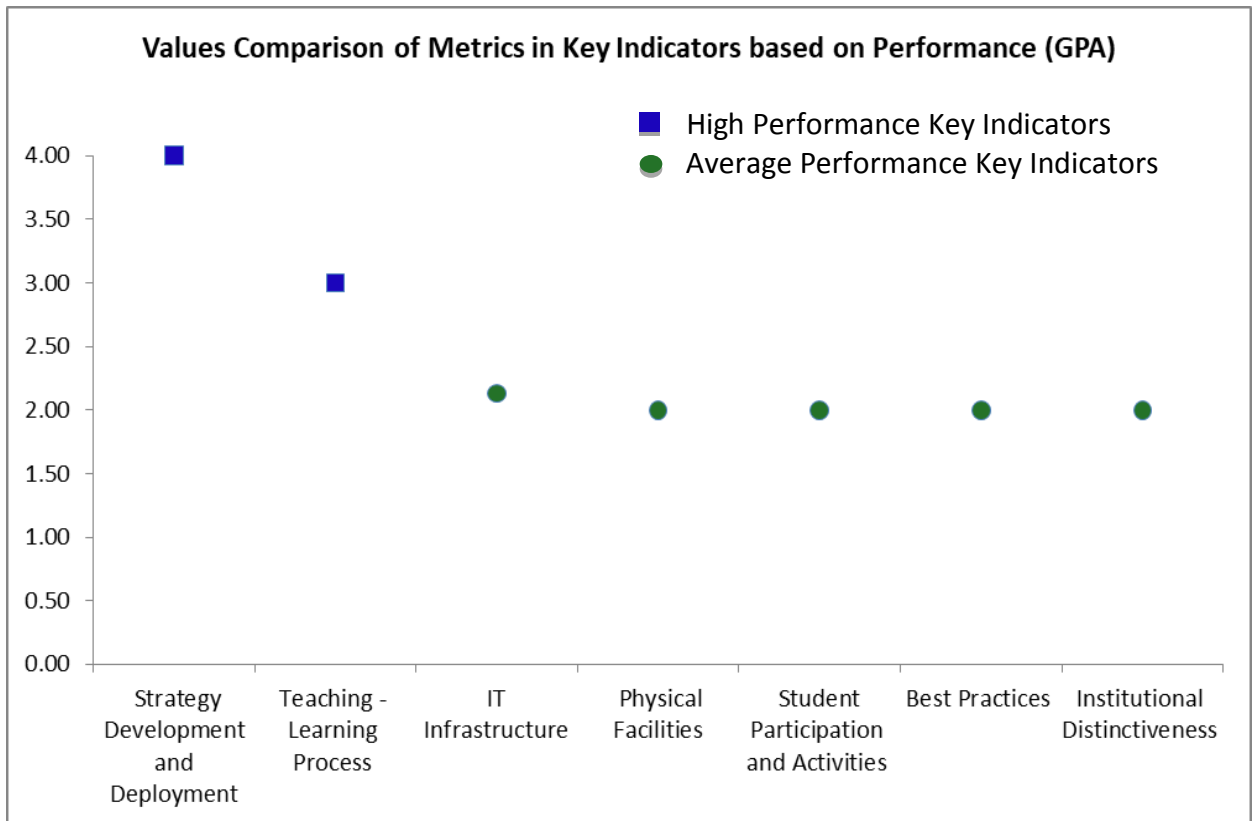
Principal



**Unit / Cell / Club: ICTC**

**Academic and Administrative Audit - 2020-2021**

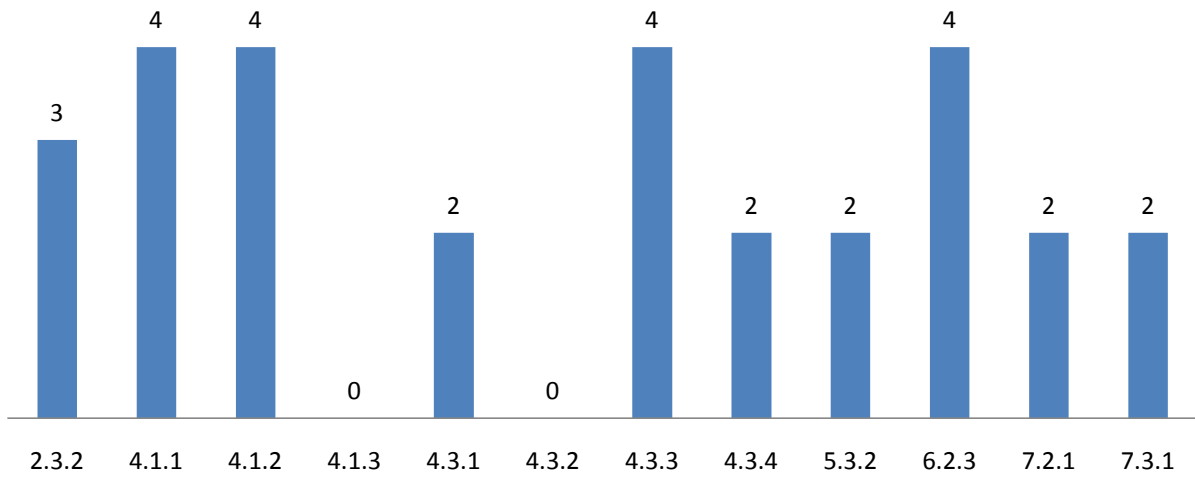
No	Criteria and Key Indicators	Key Indicator Weightage (W <sub>i</sub> )	Key Indicator Wise Weighted Grade Points (KIWGP) <sub>i</sub>	Grade Point Averages (CrWGPI/W <sub>i</sub> )
<b>Criterion II – Teaching-Learning and Evaluation</b>				
2.3	Teaching - Learning Process	15	45.00	3.00
	<b>Total</b>	<b>15</b>	<b>45.00</b>	<b>3.00</b>
<b>Criterion IV – Infrastructure and Learning Resources</b>				
4.1	Physical Facilities	20	40.00	2.00
4.3	IT Infrastructure	30	64.00	2.13
	<b>Total</b>	<b>50</b>	<b>104.00</b>	<b>2.08</b>
<b>Criterion V - Student Support and Progression</b>				
5.3	Student Participation and Activities	10	20.00	2.00
	<b>Total</b>	<b>10</b>	<b>20.00</b>	<b>2.00</b>
<b>Criterion VI – Governance, Leadership and Management</b>				
6.2	Strategy Development and Deployment	4	16.00	4.00
	<b>Total</b>	<b>4</b>	<b>16.00</b>	<b>4.00</b>
<b>Criterion VII – Institutional Values and Best Practices</b>				
7.2	Best Practices	30	60.00	2.00
7.3	Institutional Distinctiveness	20	40.00	2.00
	<b>Total</b>	<b>50</b>	<b>100.00</b>	<b>2.00</b>
	<b>Grand Total</b>	<b>129</b>	<b>285.00</b>	<b>2.21</b>





<b>Criterion V - Student Support and Progression</b>					
<b>5.3</b>	<b>Student Participation and Activities</b>				
5.3.2	Presence of an active Student Council & representation of students on academic & administrative bodies/committees	QIM	10	2	<b>20</b>
<b>5.3</b>	<b>Student Participation and Activities</b>		10	2	20
<b>Criterion V - Student Support and Progression</b>			10	2	20
<b>Criterion VI – Governance, Leadership and Management</b>					
<b>6.2</b>	<b>Strategy Development and Deployment</b>				
6.2.3	Implementation of e-governance in areas of operation : 1. Administration 2. Finance and Accounts 3. Student Admission and Support 4. Examination	QnM	4	4	<b>16</b>
<b>6.2</b>	<b>Strategy Development and Deployment</b>		4	4	16
<b>Criterion VI – Governance, Leadership and Management</b>			4	4	16
<b>Criterion VII – Institutional Values and Best Practices</b>					
<b>7.2</b>	<b>Best Practices</b>				
7.2.1	Describe any one best practice followed by the Department / Cell / Body / Committee / Club/Unit	QIM	30	2	60
<b>7.2</b>	<b>Best Practices</b>		30	2	60
<b>7.3</b>	<b>Institutional Distinctiveness</b>				
7.3.1	Describe/Explain the performance the Department in one area distinctive to its Vision, Priority & Thrust	QIM	20	2	40
<b>7.3</b>	<b>Institutional Distinctiveness</b>		20	2	40
<b>Criterion VII – Institutional Values and Best Practices</b>			50	2	100
	<b>Criteria-wise Assessment</b>		<b>Weightage (W)</b>	<b>Score</b>	<b>Wtd Grade Point (WGP)</b>
2	Teaching, Learning & Evaluation		15.00	3.00	45.00
4	Infrastructure & Learning resources		50.00	2.08	104.00
5	Student Support & Progression		10.00	2.00	20.00
6	Governance, Leadership & Management		4.00	4.00	16.00
7	Institutional values & Best Practices		50.00	2.00	100.00
	<b>Overall:-</b>		129.00	2.21	285.00

**Performance of metrics in Teaching, Learning & Evaluation, Infrastructure  
& Learning resources, Student Support &  
Progression, Governance, Leadership & Management, Institutional values  
& Best Practices**



**Unit / Cell / Club: ICTC**

**Academic and Administrative Audit - 2020-2021**

**Strengths and Weaknesses**

**Strengths :**

- Strategy Development and Deployment
- Teaching - Learning Process

**Weaknesses :**

- IT Infrastructure
- Physical Facilities
- Student Participation and Activities
- Best Practices
- Institutional Distinctiveness







**Scott Christian College (Autonomous)**  
Nagercoil – 629 003, Tamil Nadu, India

**INTERNAL QUALITY ASSURANCE CELL**



# **ACADEMIC & ADMINISTRATIVE AUDIT 2020-2021**

## **SCOTT RESEARCH FORUM**



**GRADE**



**B**

**Score : 2.46/4**

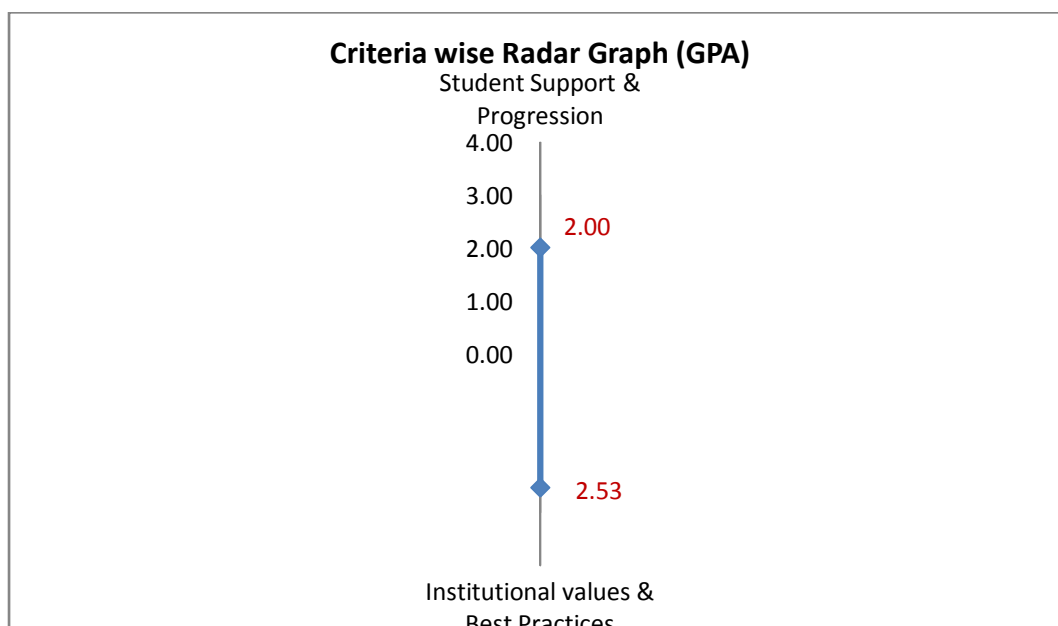
**Unit / Cell / Club: Scott Research Forum**

**Academic and Administrative Audit - 2020-2021**

No	Criteria	Weightage (W1)	Criterion-wise Weighted Grade Point (CrWGP1)	Grade Point Averages (CrWGP <sub>i</sub> /W <sub>i</sub> )
1	Curricular Aspects	-	-	-
2	Teaching, Learning & Evaluation	-	-	-
3	Research, Innovation & Extension	-	-	-
4	Infrastructure & Learning resources	-	-	-
5	Student Support & Progression	10.00	20.00	2.00
6	Governance, Leadership & Management	-	-	-
7	Institutional values & Best Practices	64.00	162.00	2.53
	<b>Total</b>	<b>74.00</b>	<b>182.00</b>	<b>2.46</b>
	<b>CGPA :</b>	<b>2.46</b>		

Dean IQAC

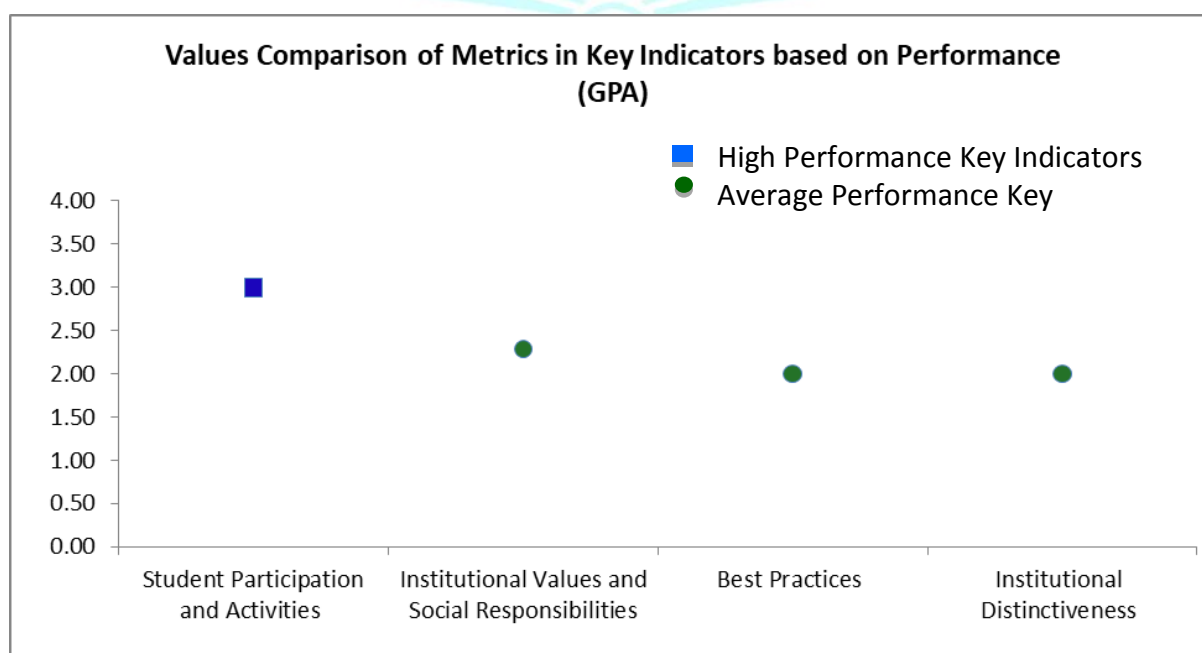
Principal



**Unit / Cell / Club: Scott Research Forum**

**Academic and Administrative Audit - 2020-2021**

No	Criteria and Key Indicators	Key Indicator Weightage (W <sub>i</sub> )	Key Indicator Wise Weighted Grade Points (KIWGP) <sub>i</sub>	Grade Point Averages (CrWGPI/W <sub>i</sub> )
<b>Criterion V - Student Support and Progression</b>				
5.3	Student Participation and Activities	10	20.00	2.00
	<b>Total</b>	<b>10</b>	<b>20.00</b>	<b>2.00</b>
<b>Criterion VII – Institutional Values and Best Practices</b>				
7.1	Institutional Values and Social Responsibilities	14	32.00	2.29
7.2	Best Practices	30	90.00	3.00
7.3	Institutional Distinctiveness	20	40.00	2.00
	<b>Total</b>	<b>64</b>	<b>162.00</b>	<b>2.53</b>
	<b>Grand Total</b>	<b>74</b>	<b>182.00</b>	<b>2.46</b>





## Scott Christian College (Autonomous), Nagercoil

AAA 2020-2021 - Assessment Sheet

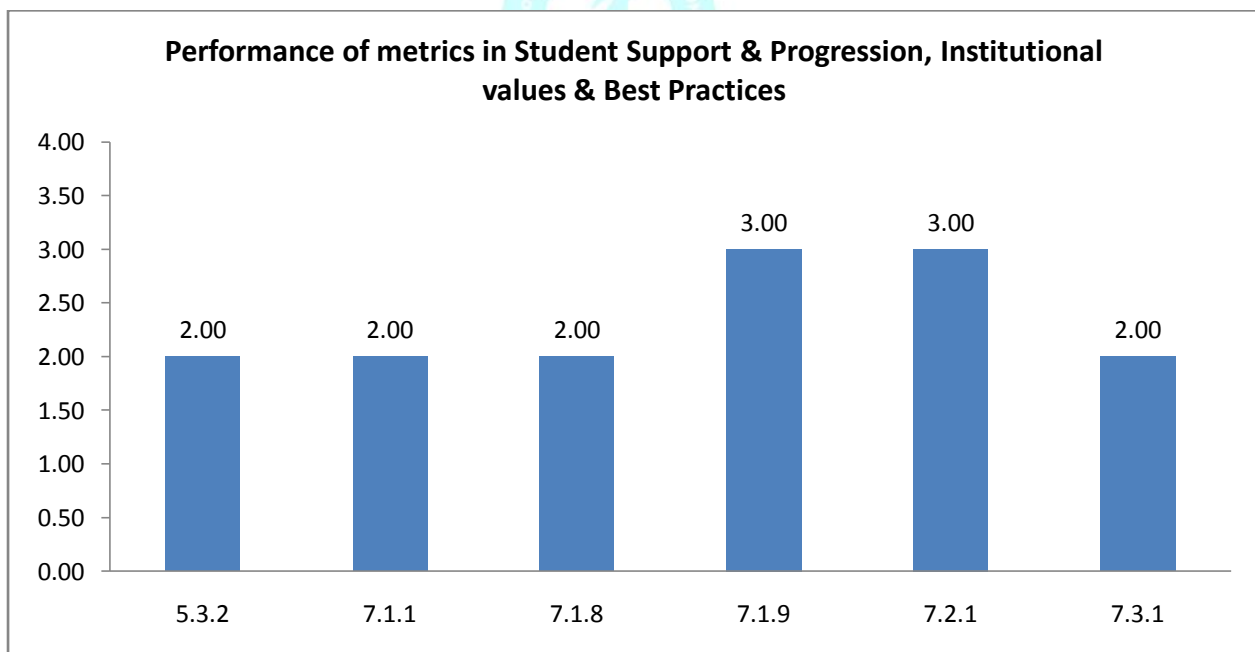
Scott Research Forum



### Qualitative & Quantitative Metrics

Metric	Parameter	QIM/ QnM	Weightage	Score	Wtd. Score
<b>Criterion V - Student Support and Progression</b>					
<b>5.3</b>	<b>Student Participation and Activities</b>				
5.3.2	Presence of an active Student Council & representation of students on academic & administrative bodies/committees	QIM	10	2.00	<b>20</b>
<b>5.3</b>	<b>Student Participation and Activities</b>		10	2.00	20
<b>Criterion V - Student Support and Progression</b>					
			10	2.00	20
<b>Criterion VII – Institutional Values and Best Practices</b>					
<b>7.1</b>	<b>Institutional Values and Social Responsibilities</b>				
7.1.1	Number of gender equity promotion Programmes organized by the department/club/cell/ unit during 2020-2021	QIM	5	2.00	<b>10</b>
7.1.8	Institutional efforts/initiatives in providing an inclusive environment i.e., tolerance and harmony towards cultural, regional, linguistic, communal socioeconomic and other diversities	QIM	5	2.00	<b>10</b>
7.1.9	Sensitization of students and employees of the Institution to the constitutional obligations: values, rights, duties and responsibilities of citizens	QIM	4	3.00	<b>12</b>
<b>7.1</b>	<b>Institutional Values and Social Responsibilities</b>		14	2.29	32
<b>7.2</b>	<b>Best Practices</b>				
7.2.1	Describe any one best practice followed by the Department / Cell / Body / Committee / Club/Unit	QIM	30	3.00	90
<b>7.2</b>	<b>Best Practices</b>		30	3.00	90

<b>7.3</b>	<b>Institutional Distinctiveness</b>				
7.3.1	Describe/Explain the performance the Department in one area distinctive to its Vision, Priority & Thrust	QIM	20	2.00	40
<b>7.3</b>	<b>Institutional Distinctiveness</b>		20	2.00	40
<b>Criterion VII – Institutional Values and Best Practices</b>			64	2.53	162
	<b>Criteria-wise Assessment</b>		<b>Weightage (W)</b>	<b>Score</b>	<b>Wtd Grade Point (WGP)</b>
5	Student Support & Progression		10.00	2.00	20.00
7	Institutional values & Best Practices		64.00	2.53	162.00
	<b>Overall:-</b>		74.00	2.46	182.00



**Unit / Cell / Club: Scott Research Forum**

**Academic and Administrative Audit - 2020-2021**

**Strengths and Weaknesses**

**Strengths :**

- Student Participation and Activities

**Weaknesses :**

- Institutional Values and Social Responsibilities
- Best Practices
- Institutional Distinctiveness





**Scott Christian College (Autonomous)**  
Nagercoil – 629 003, Tamil Nadu, India



**INTERNAL QUALITY ASSURANCE CELL**

# **ACADEMIC & ADMINISTRATIVE AUDIT 2020-2021**

## **INNOVATION**

**GRADE**

**B +**

**Score : 2.75/4**

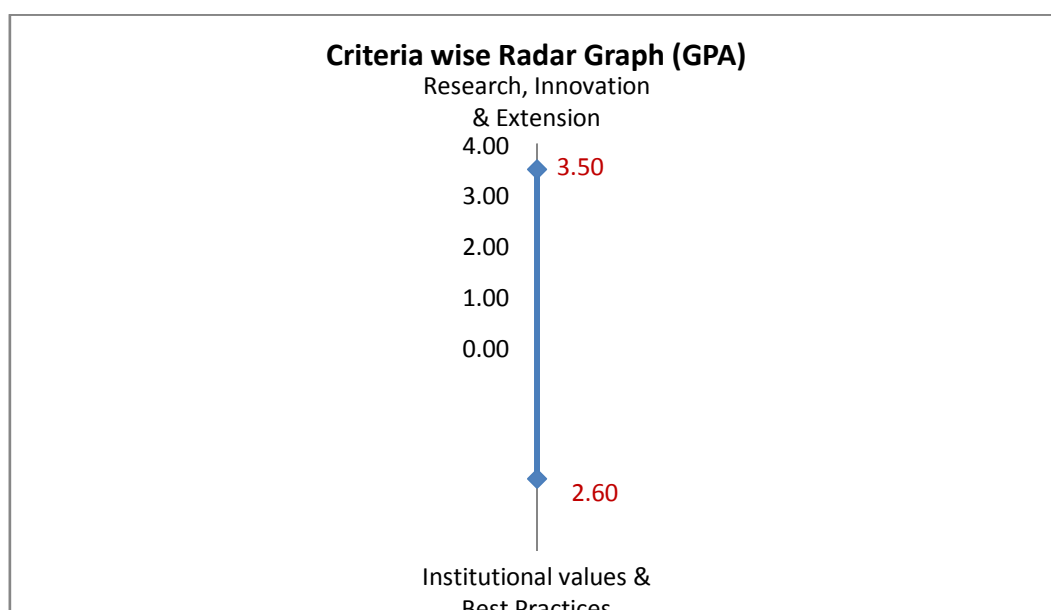
**Unit / Cell / Club: Innovation**

**Academic and Administrative Audit - 2020-2021**

No	Criteria	Weightage (W1)	Criterion-wise Weighted Grade Point (CrWGP1)	Grade Point Averages (CrWGP <sub>i</sub> /W <sub>i</sub> )
1	Curricular Aspects	-	-	-
2	Teaching, Learning & Evaluation	-	-	-
3	Research, Innovation & Extension	10.00	35.00	3.50
4	Infrastructure & Learning resources	-	-	-
5	Student Support & Progression	-	-	-
6	Governance, Leadership & Management	-	-	-
7	Institutional values & Best Practices	50.00	130.00	2.60
	<b>Total</b>	<b>60.00</b>	<b>165.00</b>	<b>2.75</b>
	<b>CGPA : 2.75</b>			

Dean IQAC

Principal

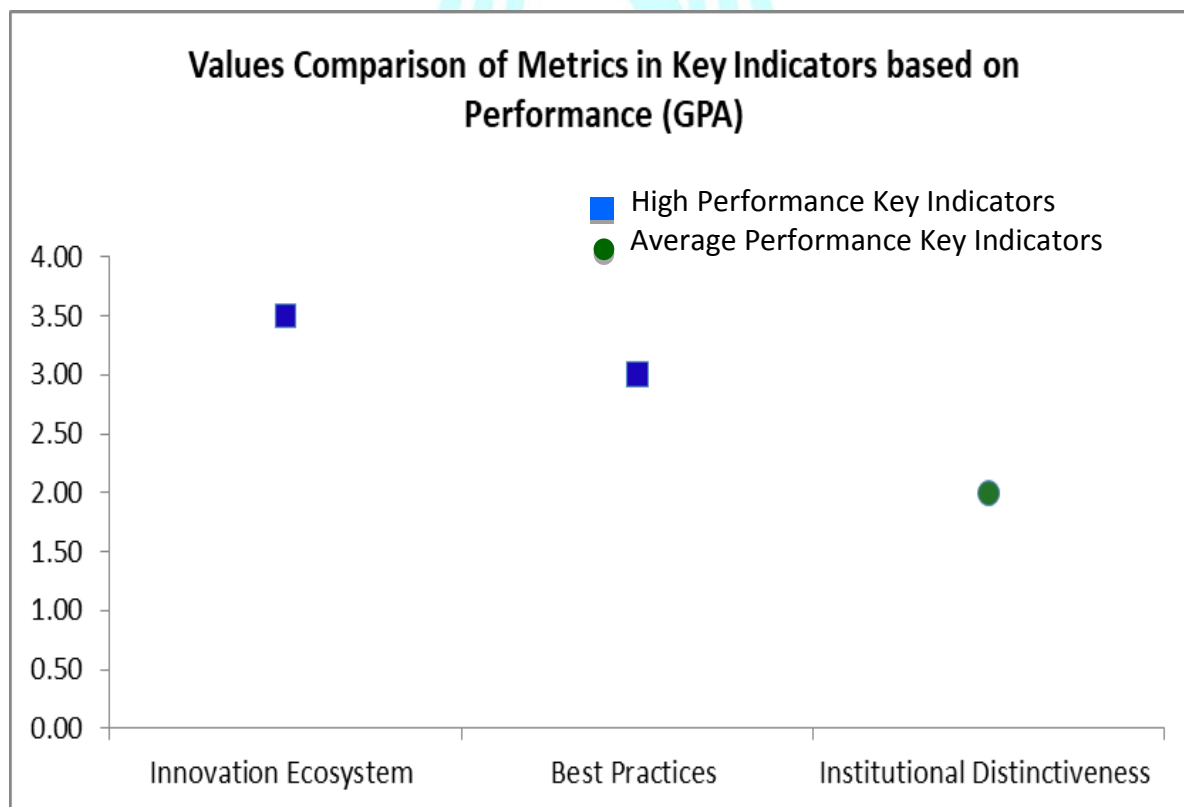




**Unit / Cell / Club: Innovation**

**Academic and Administrative Audit - 2020-2021**

No	Criteria and Key Indicators	Key Indicator Weightage (W <sub>i</sub> )	Key Indicator Wise Weighted Grade Points (KIWGP);	Grade Point Averages (CrWGPI/W <sub>i</sub> )
<b>Criterion III – Research, Innovations and Extension</b>				
3.3	Innovation Ecosystem	10	35.00	3.50
	<b>Total</b>	<b>10</b>	<b>35.00</b>	<b>3.50</b>
<b>Criterion VII – Institutional Values and Best Practices</b>				
7.2	Best Practices	30	90.00	3.00
7.3	Institutional Distinctiveness	20	40.00	2.00
	<b>Total</b>	<b>50</b>	<b>130.00</b>	<b>2.60</b>
	<b>Grand Total</b>	<b>60</b>	<b>165.00</b>	<b>2.75</b>





## Scott Christian College (Autonomous), Nagercoil

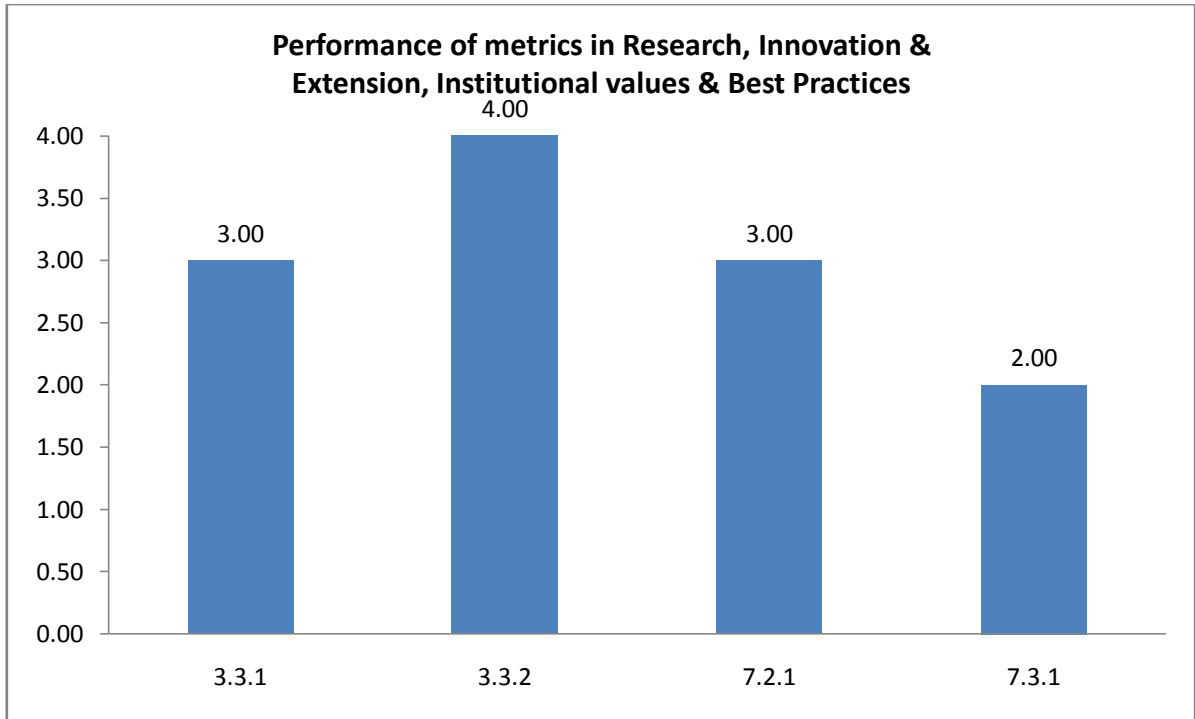
AAA 2020-2021 - Assessment Sheet

Innovation



### Qualitative & Quantitative Metrics

Metric	Parameter	QIM/ QnM	Weightage	Score	Wtd. Score
<b>Criterion III – Research, Innovations and Extension</b>					
<b>3.3</b>	<b>Innovation Ecosystem</b>				
3.3.1	What are the innovation done by the Department / Club including Incubation Centre and other initiatives for creation and transfer of knowledge?	QIM	5	3.00	<b>15</b>
3.3.2	Number of workshops/seminars conducted on Research Methodology, Intellectual Property Rights (IPR) and entrepreneurship and skills development Industry-Academia Innovative practices during 2020-2021	QnM	5	4.00	<b>20</b>
<b>3.3</b>	<b>Innovation Ecosystem</b>		10	3.50	35
<b>Criterion III – Research, Innovations and Extension</b>					
<b>Criterion VII – Institutional Values and Best Practices</b>					
<b>7.2</b>	<b>Best Practices</b>				
7.2.1	Describe any one best practice followed by the Department / Cell / Body / Committee / Club/Unit	QIM	30	3.00	90
<b>7.2</b>	<b>Best Practices</b>		30	3.00	90
<b>7.3</b>	<b>Institutional Distinctiveness</b>				
7.3.1	Describe/Explain the performance the Department in one area distinctive to its Vision, Priority & Thrust	QIM	20	2.00	40
<b>7.3</b>	<b>Institutional Distinctiveness</b>		20	2.00	40
<b>Criterion VII – Institutional Values and Best Practices</b>					
			50	2.60	130
	<b>Criteria-wise Assessment</b>		<b>Weightage (W)</b>	<b>Score</b>	<b>Wtd Grade Point (WGP)</b>
3	Research, Innovation & Extension		10.00	3.50	35.00
7	Institutional values & Best Practices		50.00	2.60	130.00
	Overall:-		60.00	2.75	165.00



**Unit / Cell / Club: Innovation**

**Academic and Administrative Audit - 2020-2021**

**Strengths and Weaknesses**

**Strengths :**

- Innovation Ecosystem
- Best Practices

**Weaknesses :**

- Institutional Distinctiveness





**Scott Christian College (Autonomous)**  
Nagercoil – 629 003, Tamil Nadu, India



**INTERNAL QUALITY ASSURANCE CELL**

# **ACADEMIC & ADMINISTRATIVE AUDIT 2020-2021**

## **HRDC**

**GRADE**

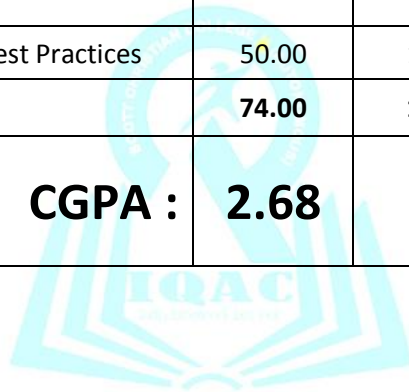
**B +**

**Score : 2.68/4**

**Unit / Cell / Club: HRDC**

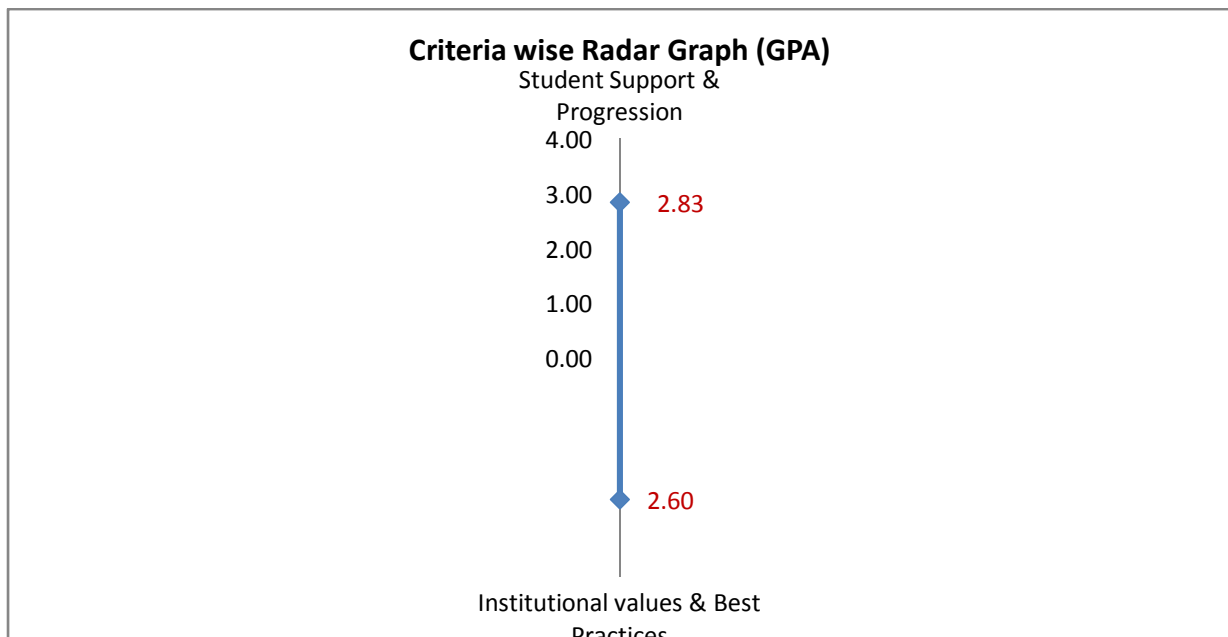
**Academic and Administrative Audit - 2020-2021**

No	Criteria	Weightage (W1)	Criterion-wise Weighted Grade Point (CrWGP1)	Grade Point Averages (CrWGP <sub>i</sub> /W <sub>i</sub> )
1	Curricular Aspects	-	-	-
2	Teaching, Learning & Evaluation	-	-	-
3	Research, Innovation & Extension	-	-	-
4	Infrastructure & Learning resources	-	-	-
5	Student Support & Progression	24.00	68.00	2.83
6	Governance, Leadership & Management	-	-	-
7	Institutional values & Best Practices	50.00	130.00	2.60
	<b>Total</b>	<b>74.00</b>	<b>198.00</b>	<b>2.68</b>
	<b>CGPA : 2.68</b>			



Dean IQAC

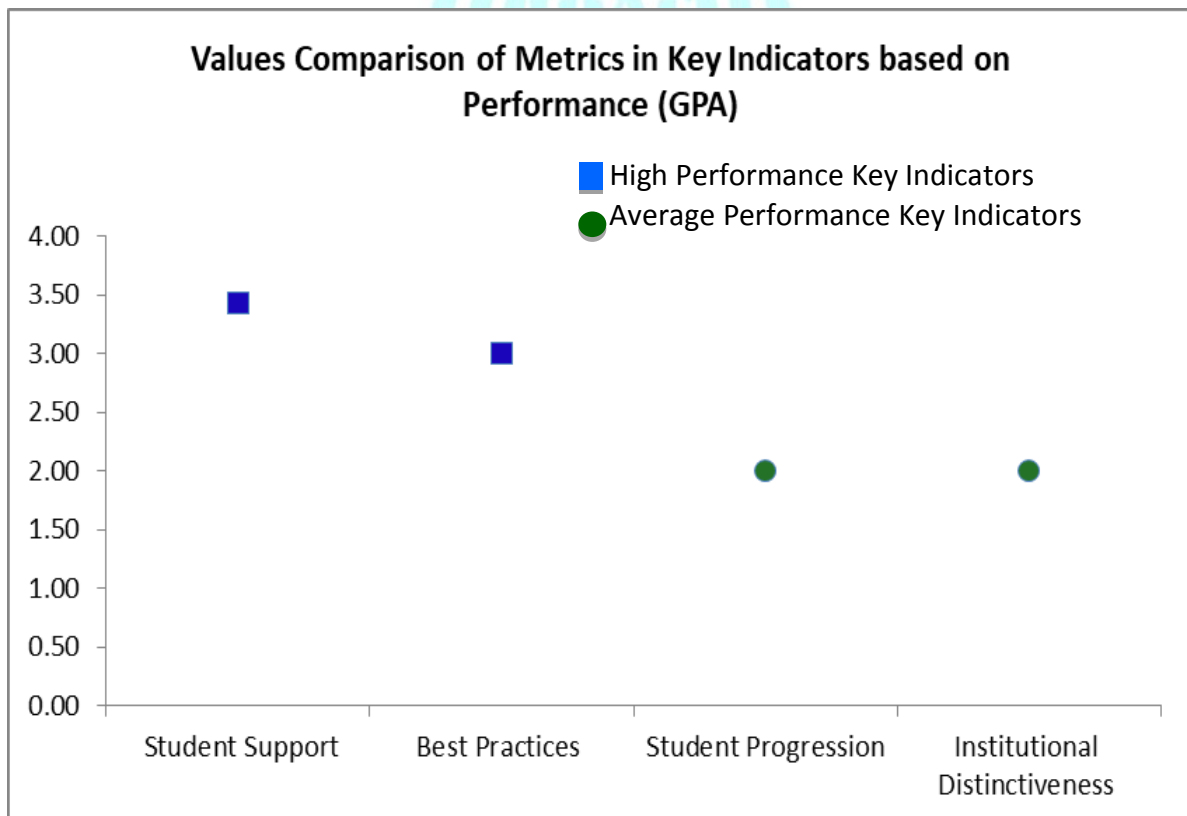
Principal



Unit / Cell / Club: HRDC

Academic and Administrative Audit - 2020-2021

No	Criteria and Key Indicators	Key Indicator Weightage (W <sub>i</sub> )	Key Indicator Wise Weighted Grade Points (KIWGP) <sub>i</sub>	Grade Point Averages (CrWGPI/W <sub>i</sub> )
<b>Criterion V - Student Support and Progression</b>				
5.1	Student Support	14	48.00	3.43
5.2	Student Progression	10	20.00	2.00
	<b>Total</b>	<b>24</b>	<b>68.00</b>	<b>2.83</b>
<b>Criterion VII – Institutional Values and Best Practices</b>				
7.2	Best Practices	30	90.00	3.00
7.3	Institutional Distinctiveness	20	40.00	2.00
	<b>Total</b>	<b>50</b>	<b>130.00</b>	<b>2.60</b>
	<b>Grand Total</b>	<b>74</b>	<b>198.00</b>	<b>2.68</b>





## Scott Christian College (Autonomous), Nagercoil

AAA 2020-2021 - Assessment Sheet

HRDC

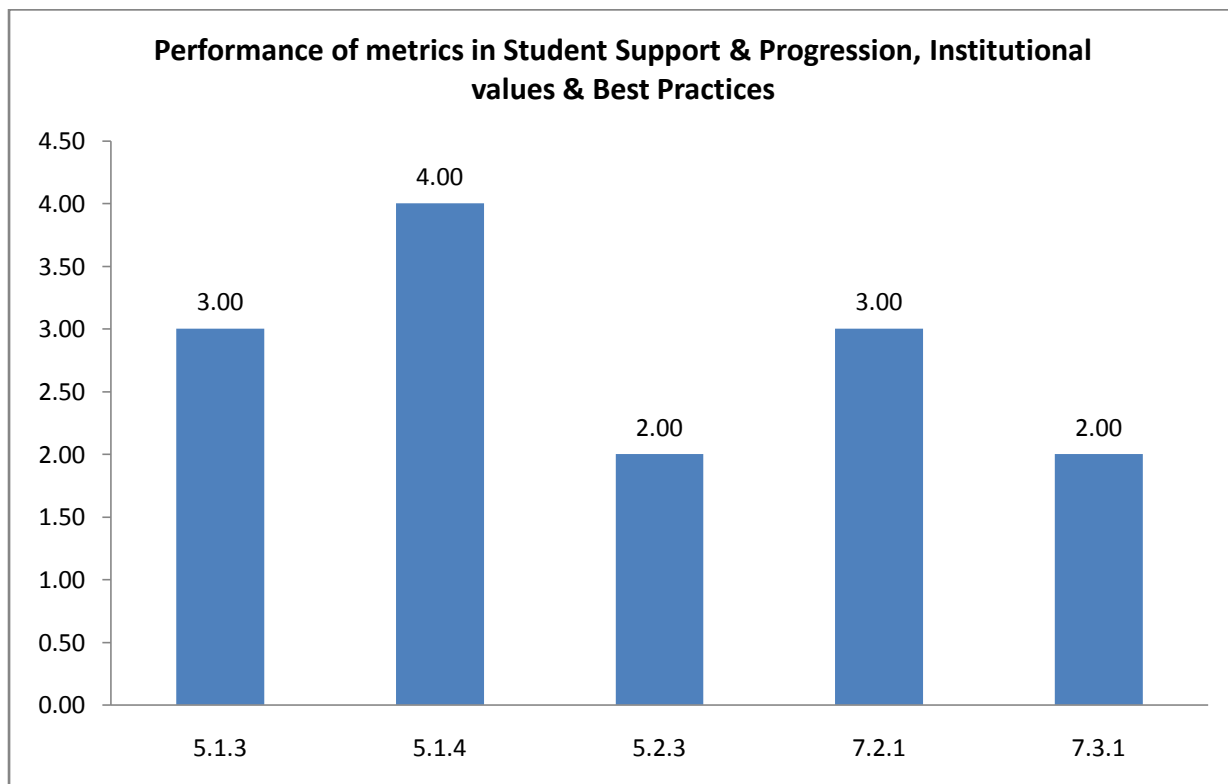


### Qualitative & Quantitative Metrics

Metric	Parameter	QIM/ QnM	Weightage	Score	Wtd. Score
<b>Criterion V - Student Support and Progression</b>					
<b>5.1</b>	<b>Student Support</b>				
5.1.3	Number of capability enhancement and development schemes 1. Soft skills 2. Language and communication skills 3. Life skills (Yoga, physical fitness, health and hygiene) 4. Awareness of trends in technology (Opt one)	QnM	8	3.00	24
5.1.4	Students benefited by guidance for competitive examinations and career counseling offered by the institution during 2020-2021	QnM	6	4.00	24
<b>5.1</b>	<b>Student Support</b>		14	3.43	48
<b>5.2</b>	<b>Student Progression</b>				
5.2.3	Students qualifying in state/ national/ international level examinations during 2020-2021 (eg: NET/ SLET/GATE/GMAT /CAT, GRE/TOFEL/Civil Services/State government examinations)	QnM	10	2.00	20
<b>5.2</b>	<b>Student Progression</b>		10	2.00	20
<b>Criterion V - Student Support and Progression</b>			24	2.83	68
<b>Criterion VII – Institutional Values and Best Practices</b>					
<b>7.2</b>	<b>Best Practices</b>				
7.2.1	Describe any one best practice followed by the Department / Cell / Body / Committee / Club/Unit	QIM	30	3.00	90
<b>7.2</b>	<b>Best Practices</b>		30	3.00	90
<b>7.3</b>	<b>Institutional Distinctiveness</b>				
7.3.1	Describe/Explain the performance the Department in one area distinctive to its Vision, Priority & Thrust	QIM	20	2.00	40
<b>7.3</b>	<b>Institutional Distinctiveness</b>		20	2.00	40
<b>Criterion VII – Institutional Values and Best Practices</b>			50	2.60	130



	<b>Criteria-wise Assessment</b>		<b>Weightage (W)</b>	<b>Score</b>	<b>Wtd Grade Point (WGP)</b>
5	Student Support & Progression		24.00	2.83	68.00
7	Institutional values & Best Practices		50.00	2.60	130.00
	<b>Overall:-</b>		<b>74.00</b>	<b>2.68</b>	<b>198.00</b>



**Unit / Cell / Club: HRDC**

**Academic and Administrative Audit - 2020-2021**

**Strengths and Weaknesses**

**Strengths :**

- Student Support
- Best Practices

**Weaknesses :**

- Student Progression
- Institutional Distinctiveness





**Scott Christian College (Autonomous)**  
Nagercoil – 629 003, Tamil Nadu, India


**INTERNAL QUALITY ASSURANCE CELL**



# **ACADEMIC & ADMINISTRATIVE AUDIT 2020-2021**

## **ADMISSION COMMITTEE**

**GRADE**



**Score :2.57/4**

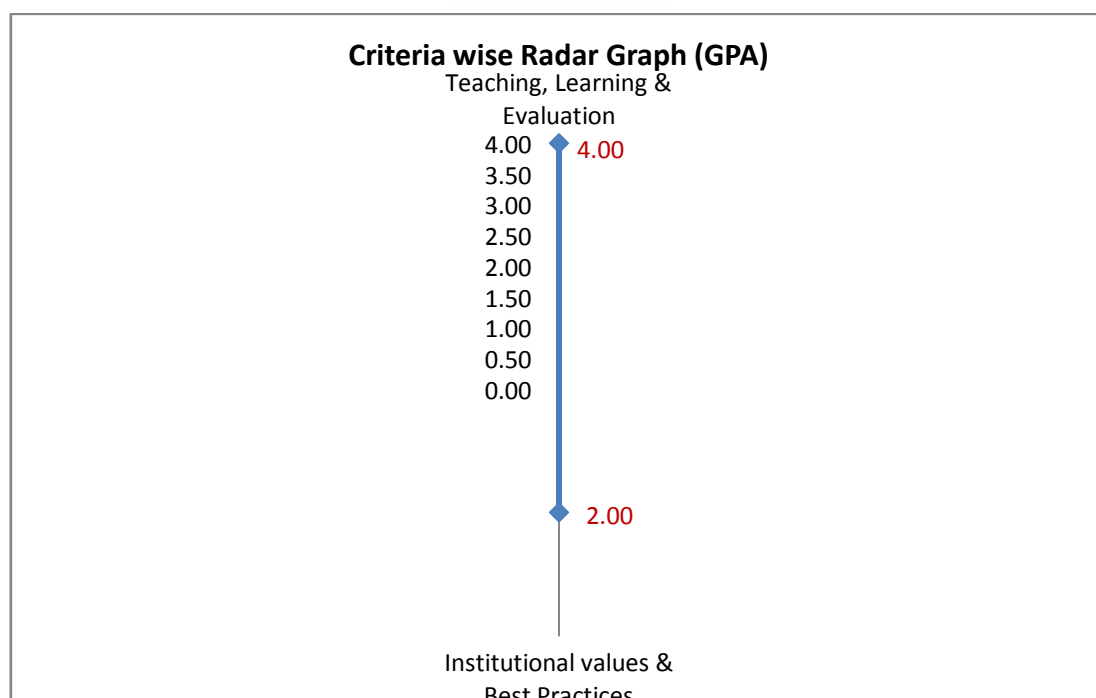
**Unit / Cell / Club: Admission Committee**

**Academic and Administrative Audit - 2020-2021**

No	Criteria	Weightage (W1)	Criterion-wise Weighted Grade Point (CrWGP1)	Grade Point Averages (CrWGP <sub>i</sub> /W <sub>i</sub> )
1	Curricular Aspects	-	-	-
2	Teaching, Learning & Evaluation	20.00	80.00	4.00
3	Research, Innovation & Extension	-	-	-
4	Infrastructure & Learning resources	-	-	-
5	Student Support & Progression	-	-	-
6	Governance, Leadership & Management	-	-	-
7	Institutional values & Best Practices	50.00	100.00	2.00
	<b>Total</b>	<b>70.00</b>	<b>180.00</b>	<b>2.57</b>
	<b>CGPA : 2.57</b>			

Dean IQAC

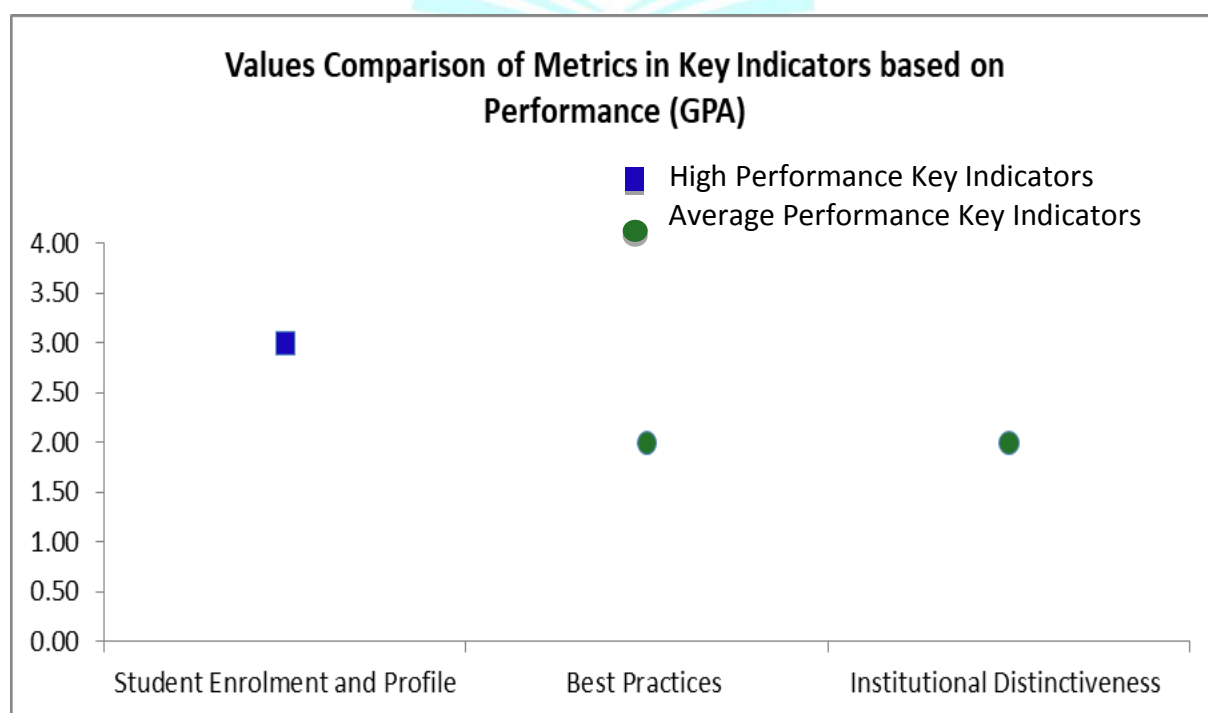
Principal



**Unit / Cell / Club: Admission Committee**

**Academic and Administrative Audit - 2020-2021**

No	Criteria and Key Indicators	Key Indicator Weightage (W <sub>i</sub> )	Key Indicator Wise Weighted Grade Points (KIWGP) <sub>i</sub>	Grade Point Averages (CrWGPI/W <sub>i</sub> )
<b>Criterion II – Teaching-Learning and Evaluation</b>				
2.1	Student Enrolment and Profile	20	80.00	4.00
	<b>Total</b>	<b>20</b>	<b>80.00</b>	<b>4.00</b>
<b>Criterion VII – Institutional Values and Best Practices</b>				
7.2	Best Practices	30	60.00	2.00
7.3	Institutional Distinctiveness	20	40.00	2.00
	<b>Total</b>	<b>50</b>	<b>100.00</b>	<b>2.00</b>
	<b>Grand Total</b>	<b>70</b>	<b>180.00</b>	<b>2.57</b>





## Scott Christian College (Autonomous), Nagercoil

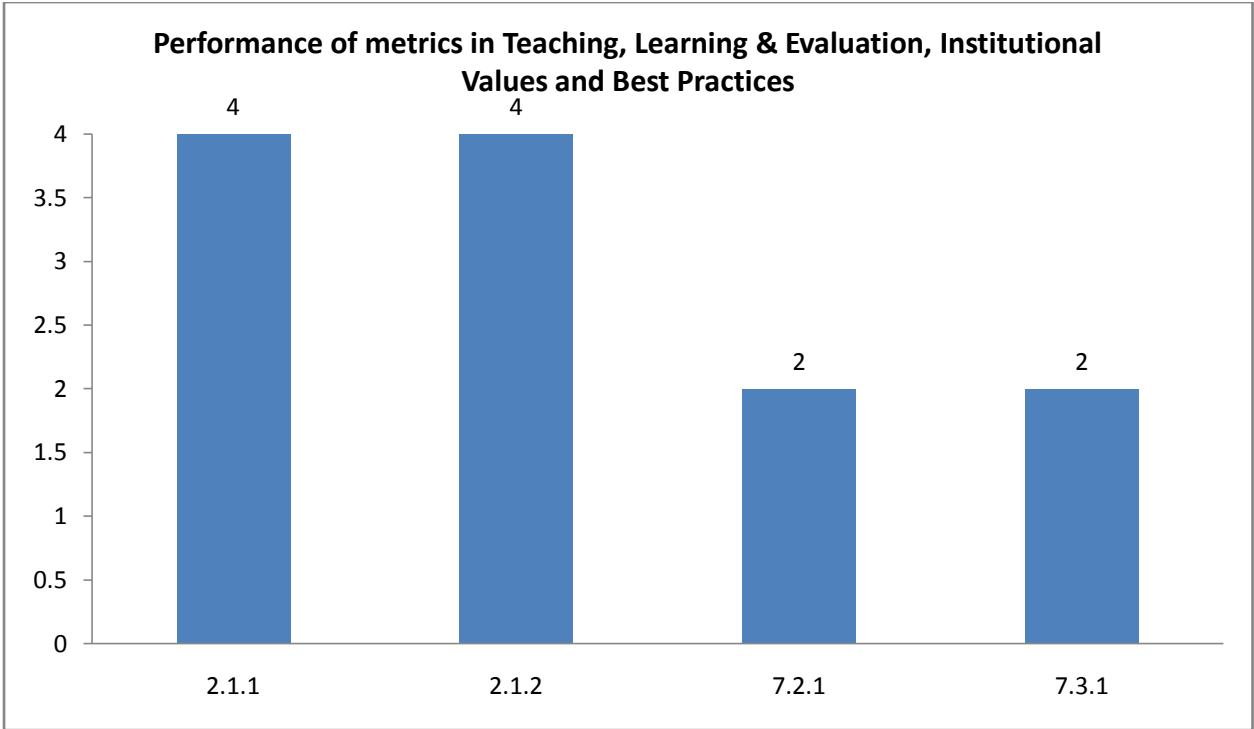
AAA 2020-2021 - Assessment Sheet

Admission Committee

### Qualitative & Quantitative Metrics



Metric	Parameter	QIM/ QnM	Weightage	Score	Wtd. Score
<b>Criterion II – Teaching-Learning and Evaluation</b>					
<b>2.1</b>	<b>Student Enrolment and Profile</b>				
2.1.1	Average Enrolment percentage during 2020-2021	QnM	10	4	<b>40</b>
2.1.2	Average percentage of seats filled against reserved categories (SC, ST, OBC, Divyangjan, etc. as per applicable reservation policy) during the 2020-2021	QnM	10	4	<b>40</b>
<b>2.1</b>	<b>Student Enrolment and Profile</b>		<b>20</b>	<b>4</b>	<b>80</b>
<b>Criterion II – Teaching-Learning and Evaluation</b>					
<b>Criterion VII – Institutional Values and Best Practices</b>					
<b>7.2</b>	<b>Best Practices</b>				
7.2.1	Describe any one best practice followed by the Department / Cell / Body / Committee / Club/Unit	QIM	30	2	60
<b>7.2</b>	<b>Best Practices</b>		<b>30</b>	<b>2</b>	<b>60</b>
<b>7.3</b>	<b>Institutional Distinctiveness</b>				
7.3.1	Describe/Explain the performance the Department in one area distinctive to its Vision, Priority & Thrust	QIM	20	2	40
<b>7.3</b>	<b>Institutional Distinctiveness</b>		<b>20</b>	<b>2</b>	<b>40</b>
<b>Criterion VII – Institutional Values and Best Practices</b>					
<b>Criteria-wise Assessment</b>					
			<b>Weightage (W)</b>	<b>Score</b>	<b>Wtd Grade Point (WGP)</b>
2	Teaching, Learning & Evaluation		20.00	4.00	80.00
7	Institutional values & Best Practices		50.00	2.00	100.00
<b>Overall:-</b>			<b>70.00</b>	<b>2.57</b>	<b>180.00</b>



**Unit / Cell / Club: Admission Committee**  
**Academic and Administrative Audit - 2020-2021**

**Strengths and Weaknesses**

**Strengths :**

- Student Enrolment and Profile

**Weaknesses :**

- Best Practices
- Institutional Distinctiveness







**Scott Christian College (Autonomous)**  
Nagercoil – 629 003, Tamil Nadu, India


**INTERNAL QUALITY ASSURANCE CELL**



# **ACADEMIC & ADMINISTRATIVE AUDIT 2020-2021**

## **GOVERNANCE**

**GRADE**



**Score :3.39/4**

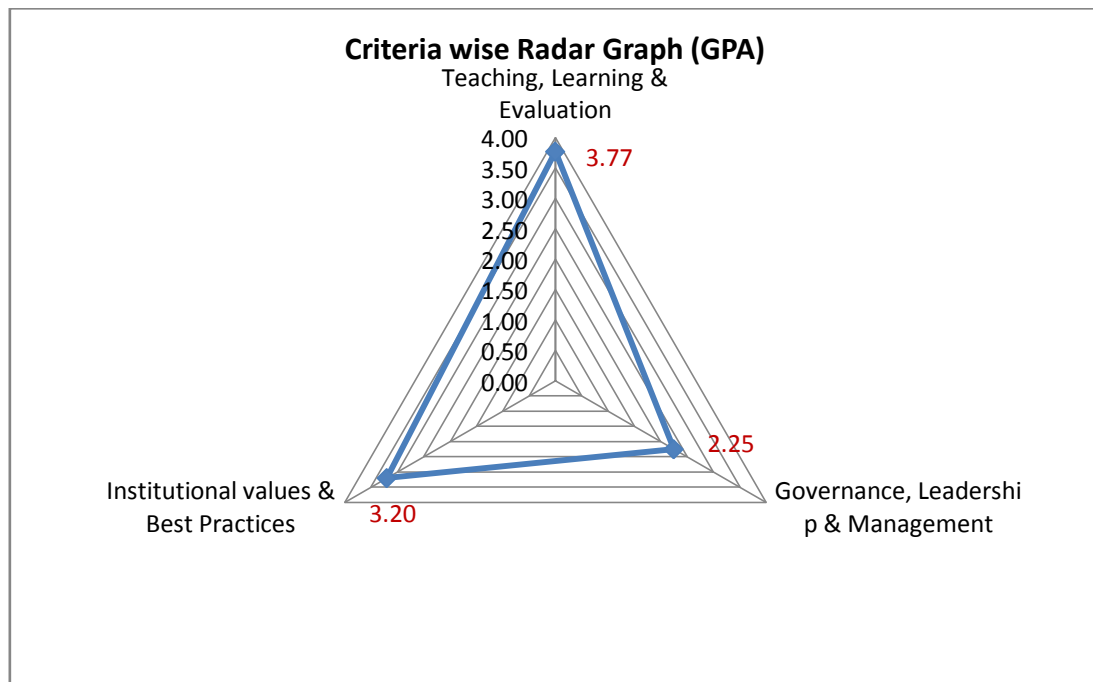
**Unit / Cell / Club: Governance**

**Academic and Administrative Audit - 2020-2021**

No	Criteria	Weightage (W1)	Criterion-wise Weighted Grade Point (CrWGP1)	Grade Point Averages (CrWGP <sub>i</sub> /W <sub>i</sub> )
1	Curricular Aspects	-	-	-
2	Teaching, Learning & Evaluation	65.00	245.00	3.77
3	Research, Innovation & Extension	-	-	-
4	Infrastructure & Learning resources	-	-	-
5	Student Support & Progression	-	-	-
6	Governance, Leadership & Management	16.00	36.00	2.25
7	Institutional values & Best Practices	35.00	112.00	3.20
	<b>Total</b>	<b>116.00</b>	<b>393.00</b>	<b>3.39</b>
	<b>CGPA :</b>	<b>3.39</b>		

Dean IQAC

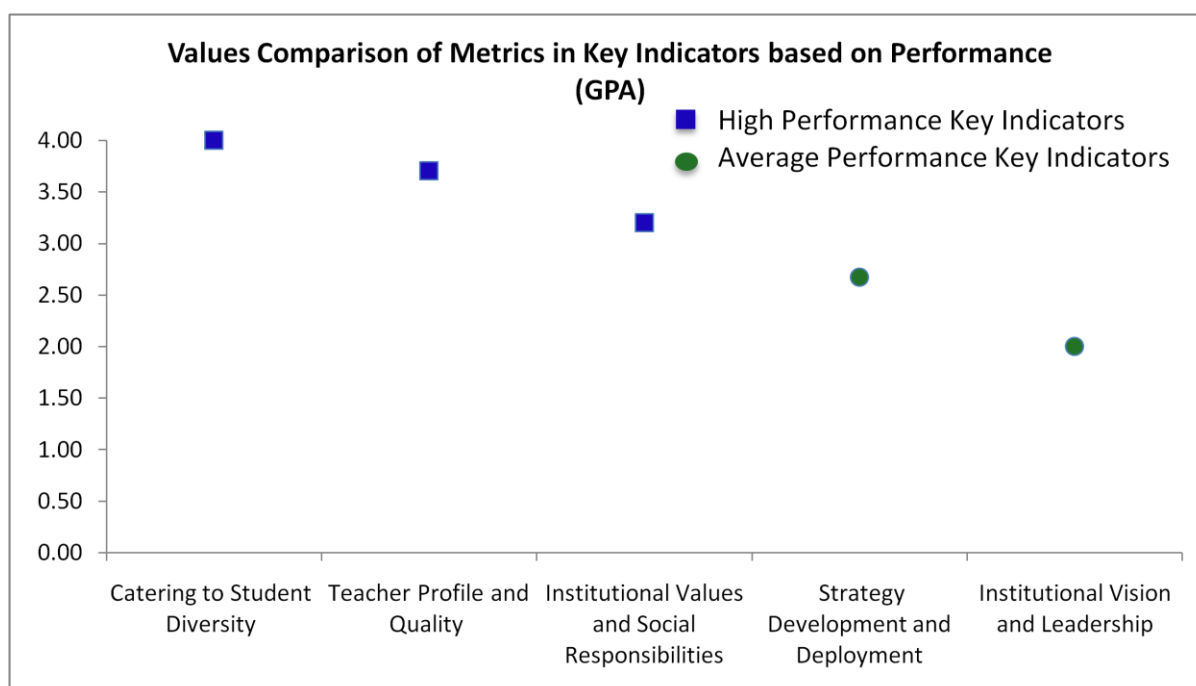
Principal



**Unit / Cell / Club: Governance**

**Academic and Administrative Audit - 2020-2021**

No	Criteria and Key Indicators	Key Indicator Weightage (W <sub>i</sub> )	Key Indicator Wise Weighted Grade Points (KIWGP) <sub>i</sub>	Grade Point Averages (CrWGPi/Wi)
<b>Criterion II – Teaching-Learning and Evaluation</b>				
2.2	Catering to Student Diversity	15	60.00	4.00
2.4	Teacher Profile and Quality	50	185.00	3.70
	<b>Total</b>	<b>65</b>	<b>245.00</b>	<b>3.77</b>
<b>Criterion VI – Governance, Leadership and Management</b>				
6.1	Institutional Vision and Leadership	10	20.00	2.00
6.2	Strategy Development and Deployment	6	16.00	2.67
	<b>Total</b>	<b>16</b>	<b>36.00</b>	<b>2.25</b>
<b>Criterion VII – Institutional Values and Best Practices</b>				
7.1	Institutional Values and Social Responsibilities	35	112.00	3.20
	<b>Total</b>	<b>35</b>	<b>112.00</b>	<b>3.20</b>
	<b>Grand Total</b>	<b>116</b>	<b>393.00</b>	<b>3.39</b>





## Scott Christian College (Autonomous), Nagercoil

AAA 2020-2021 - Assessment Sheet



Governance

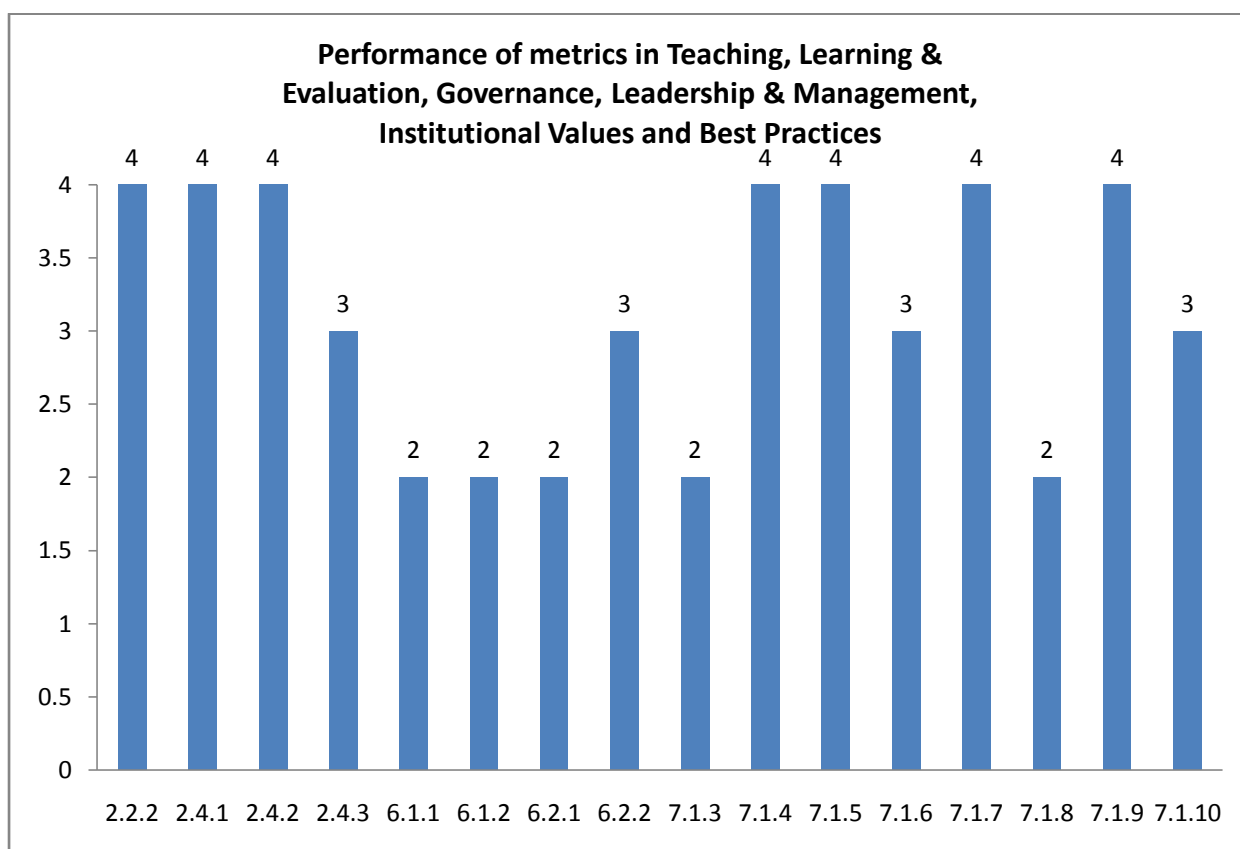
### Qualitative & Quantitative Metrics

Metric	Parameter	QIM/ QnM	Weightage	Score	Wtd. Score
<b>Criterion II – Teaching-Learning and Evaluation</b>					
<b>2.2</b>	<b>Catering to Student Diversity</b>				
2.2.2	Student - Full time teacher ratio(current year data)	QnM	15	4	60
<b>2.2</b>	<b>Catering to Student Diversity</b>		<b>15</b>	<b>4</b>	<b>60</b>
<b>2.4</b>	<b>Teacher Profile and Quality</b>				
2.4.1	Full time teachers against sanctioned posts during 2020-2021	QnM	15	4	60
2.4.2	Full time teachers with Ph.D. (/ D.M. / M.Ch. / D.N.B Super speciality / D.Sc. / D.Litt. )during 2020-2021	QnM	20	4	80
2.4.3	Teaching experience of full time teachers in same institution number of years (current year data)	QnM	15	3	45
<b>2.4</b>	<b>Teacher Profile and Quality</b>		<b>50</b>	<b>3.7</b>	<b>185</b>
<b>Criterion II – Teaching-Learning and Evaluation</b>			<b>65</b>	<b>3.77</b>	<b>245</b>
<b>Criterion VI – Governance, Leadership and Management</b>					
<b>6.1</b>	<b>Institutional Vision and Leadership</b>				
6.1.1	The governance of the institution is reflective of an effective leadership in tune with the vision and mission of the Institution.	QIM	5	2	10
6.1.2	The institution practices decentralization and participative management	QIM	5	2	10
<b>6.1</b>	<b>Institutional Vision and Leadership</b>		<b>10</b>	<b>2</b>	<b>20</b>
<b>6.2</b>	<b>Strategy Development and Deployment</b>				
6.2.1	Perspective/Strategic plan and deployment documents are available in the institution	QIM	2	<b>2</b>	<b>4</b>

6.2.2	Organizational structure of the Institution including governing body, administrative setup, and functions of various bodies, service rules, procedures, recruitment, promotional policies as well as grievance redressal mechanism	QIM	4	3	12
<b>6.2</b>	<b>Strategy Development and Deployment</b>		6	2.67	16
<b>Criterion VI – Governance, Leadership and Management</b>			16	2.25	36
<b>Criterion VII – Institutional Values and Best Practices</b>					
<b>7.1</b>	<b>Institutional Values and Social Responsibilities</b>				
7.1.3	Waste Management steps including: a) Solid waste management b) Liquid waste management c) Biomedical waste management d) E-waste management e) Waste recycling system f) Hazardous chemicals and radioactive waste management	QIM	4	2	8
7.1.4	Rain water harvesting structures and utilization : 1. Rain water harvesting 2. Borewell /Open well recharge 3. Construction of tanks and bunds 4. Waste water recycling 5. Maintenance of water bodies and distribution system in the campus	QnM	4	4	16
7.1.5	Green Practices`: 1. Restricted entry of automobiles 2. Use of Bicycles/ Battery powered vehicles 3. Pedestrian Friendly pathways 4. Ban on use of Plastic 5. landscaping with trees and plants	QnM	4	4	16
7.1.6	Quality audits on environment and energy are regularly undertaken by the institution (Weightage 5 QnM) The institutional environment and energy initiatives are confirmed through the following 1.Green audit 2. Energy audit 3.Environment audit 4.Clean and green campus recognitions/awards 5. Beyond the campus environmental promotional activities	QnM	5	3	15

7.1.7	Differently abled (Divyangjan) friendliness : Resources available in the institution:1. Built environment with ramps/lifts for easy access to classrooms. 2. Disabled-friendly washrooms 3. Signage including tactile path, lights, display boards and signposts 4. Assistive technology and facilities for persons with disabilities ( Divyangjan) accessible website, screen-reading software, mechanized equipment 5. Provision for enquiry and information : Human assistance, reader, scribe, soft copies of reading material, screen reading	QnM	4	4	16
7.1.8	Institutional efforts/initiatives in providing an inclusive environment i.e., tolerance and harmony towards cultural, regional, linguistic, communal socioeconomic and other diversities	QIM	5	2	10
7.1.9	Sensitization of students and employees of the Institution to the constitutional obligations: values, rights, duties and responsibilities of citizens	QIM	4	4	16
7.1.10	Code of conduct for students, teachers, administrators and other staff and conducts periodic programmes in this regard. 1. The Code of Conduct is displayed on the website 2. There is a committee to monitor adherence to the Code of Conduct 3. Institution organizes professional ethics programmes for students, teachers, administrators and other staff 4. Annual awareness programmes on Code of Conduct are organized	QnM	5	3	15
<b>7.1</b>	<b>Institutional Values and Social Responsibilities</b>		<b>35</b>	<b>3.2</b>	<b>112</b>
<b>Criterion VII – Institutional Values and Best Practices</b>			<b>35</b>	<b>3.2</b>	<b>112</b>

	Criteria-wise Assessment		Weightage (W)	Score	Wtd Grade Point (WGP)
2	Teaching, Learning & Evaluation		65.00	3.77	245.00
6	Governance, Leadership & Management		16.00	2.25	36.00
7	Institutional values & Best Practices		35.00	3.20	112.00
	Overall:-		116.00	3.39	393.00



**Unit / Cell / Club: Governance**

**Academic and Administrative Audit - 2020-2021**

**Strengths and Weaknesses**

**Strengths :**

- Catering to Student Diversity
- Teacher Profile and Quality
- Institutional Values and Social Responsibilities

**Weaknesses :**

- Strategy Development and Deployment
- Institutional Vision and Leadership







**Scott Christian College (Autonomous)**  
Nagercoil – 629 003, Tamil Nadu, India

**INTERNAL QUALITY ASSURANCE CELL**



# **ACADEMIC & ADMINISTRATIVE AUDIT 2020 – 2021**

## **WEBSITE**

**GRADE**

**B +**

**Score :2.60/4**

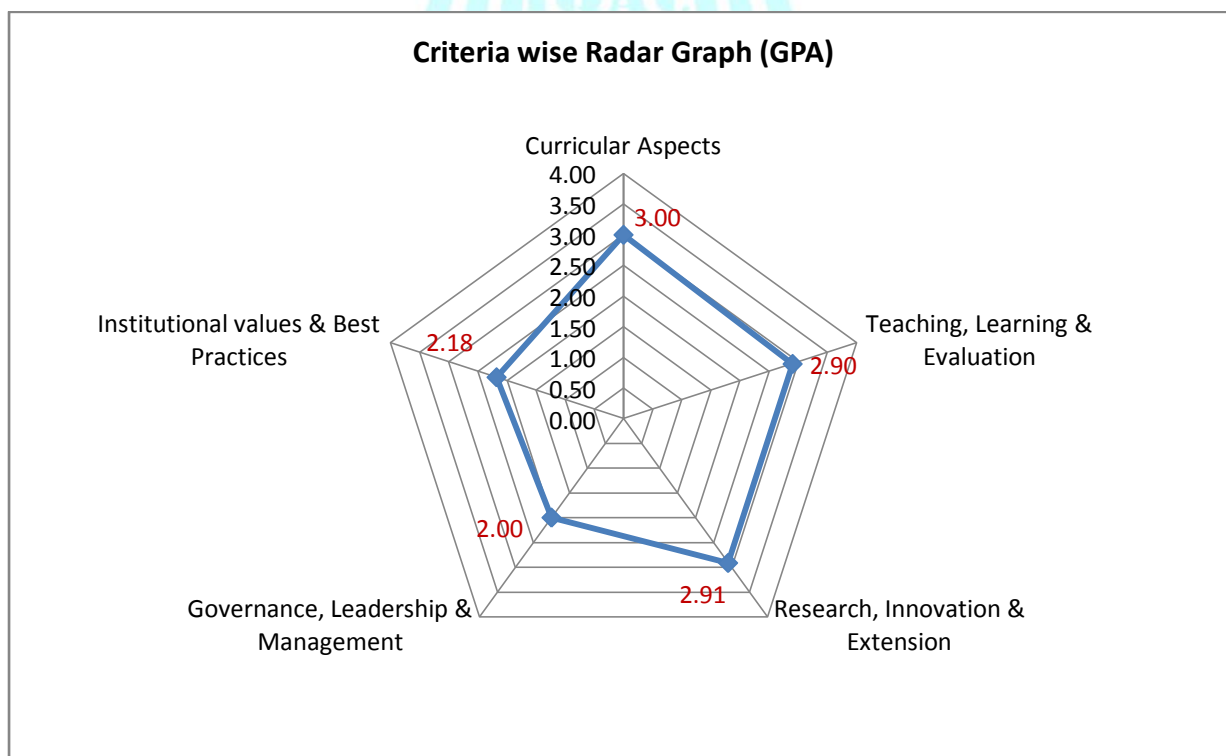
**Unit / Cell / Club: Website**

**Academic and Administrative Audit - 2020-2021**

No	Criteria	Weightage (W1)	Criterion-wise Weighted Grade Point (CrWGP1)	Grade Point Averages (CrWGP <sub>i</sub> /W <sub>i</sub> )
1	Curricular Aspects	20.00	60.00	3.00
2	Teaching, Learning & Evaluation	50.00	145.00	2.90
3	Research, Innovation & Extension	11.00	32.00	2.91
4	Infrastructure & Learning resources	-	-	-
5	Student Support & Progression	-	-	-
6	Governance, Leadership & Management	6.00	12.00	2.00
7	Institutional values & Best Practices	55.00	120.00	2.18
	<b>Total</b>	<b>142.00</b>	<b>369.00</b>	<b>2.6</b>
	<b>CGPA :</b>	<b>2.6</b>		

Dean IQAC

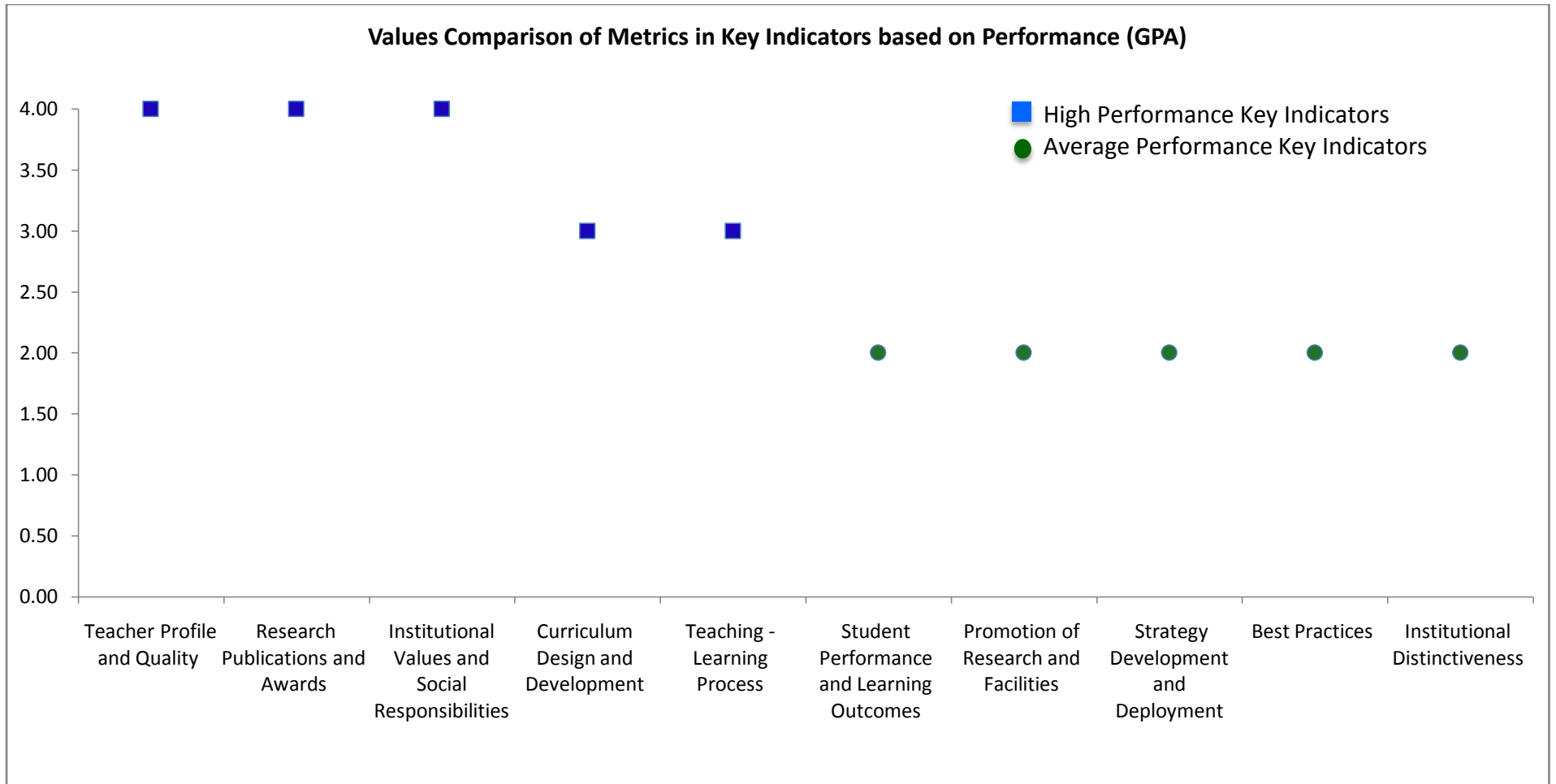
Principal



**Unit / Cell / Club: Website**

**Academic and Administrative Audit - 2020-2021**

No	Criteria and Key Indicators	Key Indicator Weightage ( $W_i$ )	Key Indicator Wise Weighted Grade Points ( $KIWGP_i$ )	Grade Point Averages ( $CrWGPI/W_i$ )
<b>Criterion I – Curricular Aspects</b>				
1.1	Curriculum Design and Development	20	60.00	3.00
	<b>Total</b>	<b>20</b>	<b>60.00</b>	<b>3.00</b>
<b>Criterion II – Teaching-Learning and Evaluation</b>				
2.3	Teaching - Learning Process	15	45.00	3.00
2.4	Teacher Profile and Quality	15	60.00	4.00
2.6	Student Performance and Learning Outcomes	20	40.00	2.00
	<b>Total</b>	<b>50</b>	<b>145.00</b>	<b>2.90</b>
<b>Criterion III – Research, Innovations and Extension</b>				
3.1	Promotion of Research and Facilities	6	12.00	2.00
3.4	Research Publications and Awards	5	20.00	4.00
	<b>Total</b>	<b>11</b>	<b>32.00</b>	<b>2.91</b>
<b>Criterion VI – Governance, Leadership and Management</b>				
6.2	Strategy Development and Deployment	6	12.00	2.00
	<b>Total</b>	<b>6</b>	<b>12.00</b>	<b>2.00</b>
<b>Criterion VII – Institutional Values and Best Practices</b>				
7.1	Institutional Values and Social Responsibilities	5	20.00	4.00
7.2	Best Practices	30	60.00	2.00
7.3	Institutional Distinctiveness	20	40.00	2.00
	<b>Total</b>	<b>55</b>	<b>120.00</b>	<b>2.18</b>
	<b>Grand Total</b>	<b>142</b>	<b>369.00</b>	<b>2.60</b>





**Qualitative & Quantitative Metrics**

Metric	Parameter	QIM/ QnM	Weightage	Score	Wtd. Score
<b>Criterion I – Curricular Aspects</b>					
<b>1.1</b>	<b>Curriculum Design and Development</b>				
1.1.1	Curricula developed/adopted having Learning Outcomes including Programme Outcomes (Pos), Programme specific outcomes (PSOs) and Course Outcomes (COs) for all the UG, PG and M.Phil programmes offered by the Department and mapped them with syllabus properly.	QIM	20	3.00	60
<b>1.1</b>	<b>Curriculum Design and Development</b>		20	3.00	60
<b>Criterion I – Curricular Aspects</b>					
<b>Criterion II – Teaching-Learning and Evaluation</b>					
<b>2.3</b>	<b>Teaching - Learning Process</b>				
2.3.2	Teachers use ICT enabled tools including online resources for effective teaching and learning process	QIM	15	3.00	45
<b>2.3</b>	<b>Teaching - Learning Process</b>		15	3.00	45
<b>2.4</b>	<b>Teacher Profile and Quality</b>				
2.4.1	Full time teachers against sanctioned posts during 2020-2021	QnM	15	4.00	60
<b>2.4</b>	<b>Teacher Profile and Quality</b>		15	4.00	60
<b>2.6</b>	<b>Student Performance and Learning Outcomes</b>				
2.6.1	i) Provide the web link displaying Programme Outcomes(PO)/Programme Specific Outcomes (PSO) / Course Outcomes (CO) for all programmes offered by the Department.	QIM	20	2.00	40
<b>2.6</b>	<b>Student Performance and Learning Outcomes</b>		20	2.00	40
<b>Criterion II – Teaching-Learning and Evaluation</b>					
			50	2.90	145

<b>Criterion III – Research, Innovations and Extension</b>					
<b>3.1</b>	<b>Promotion of Research and Facilities</b>				
3.1.1	The institution has a well defined policy for promotion of research and the same is uploaded on the institutional website	QIM	6	2.00	<b>12</b>
<b>3.1</b>	<b>Promotion of Research and Facilities</b>		6	2.00	12
<b>3.4</b>	<b>Research Publications and Awards</b>				
3.4.1	The institution has a stated Code of Ethics to check malpractices and plagiarism in Research	QnM	5	4.00	20
<b>3.4</b>	<b>Research Publications and Awards</b>		5	4.00	20
<b>Criterion III – Research, Innovations and Extension</b>			11	2.91	32
<b>Criterion VI – Governance, Leadership and Management</b>					
<b>6.2</b>	<b>Strategy Development and Deployment</b>				
6.2.1	Perspective/Strategic plan and deployment documents are available in the institution	QIM	2	2.00	<b>4</b>
6.2.2	Organizational structure of the Institution including governing body, administrative setup, and functions of various bodies, service rules, procedures, recruitment, promotional policies as well as grievance redressal mechanism	QIM	4	2.00	<b>8</b>
<b>6.2</b>	<b>Strategy Development and Deployment</b>		6	2.00	12
<b>Criterion VI – Governance, Leadership and Management</b>			6	2.00	12
<b>Criterion VII – Institutional Values and Best Practices</b>					
<b>7.1</b>	<b>Institutional Values and Social Responsibilities</b>				
7.1.10	Code of conduct for students, teachers, administrators and other staff and conducts periodic programmes in this regard. 1. The Code of Conduct is displayed on the website 2. There is a committee to monitor adherence to the Code of Conduct 3. Institution organizes professional ethics programmes for students, teachers, administrators and other staff 4. Annual awareness programmes on Code of Conduct are organized	QnM	5	4.00	<b>20</b>
<b>7.1</b>	<b>Institutional Values and Social Responsibilities</b>		5	4.00	20

<b>7.2</b>	<b>Best Practices</b>				
7.2.1	Describe any one best practice followed by the Department / Cell / Body / Committee / Club/Unit	QIM	30	2.00	60
<b>7.2</b>	<b>Best Practices</b>		30	2.00	60
<b>7.3</b>	<b>Institutional Distinctiveness</b>				
7.3.1	Describe/Explain the performance the Department in one area distinctive to its Vision, Priority & Thrust	QIM	20	2.00	40
<b>7.3</b>	<b>Institutional Distinctiveness</b>		20	2.00	40
<b>Criterion VII – Institutional Values and Best Practices</b>			55	2.18	120
	<b>Criteria-wise Assessment</b>		<b>Weightage (W)</b>	<b>Score</b>	<b>Wtd Grade Point (WGP)</b>
1	Curricular Aspects		20.00	3.00	60.00
2	Teaching, Learning & Evaluation		50.00	2.90	145.00
3	Research, Innovation & Extension		11.00	2.91	32.00
6	Governance, Leadership & Management		6.00	2.00	12.00
7	Institutional values & Best Practices		55.00	2.18	120.00
	<b>Overall:-</b>		142.00	2.60	369.00

## Unit / Cell / Club: Website

### Academic and Administrative Audit - 2020-2021

#### Strengths and Weaknesses

##### Strengths :

- Teacher Profile and Quality
- Research Publications and Awards
- Institutional Values and Social Responsibilities
- Curriculum Design and Development
- Teaching - Learning Process

##### Weaknesses :

- Student Performance and Learning Outcomes
- Promotion of Research and Facilities
- Strategy Development and Deployment
- Best Practices
- Institutional Distinctiveness







**Scott Christian College (Autonomous)**  
Nagercoil – 629 003, Tamil Nadu, India



**INTERNAL QUALITY ASSURANCE CELL**

# **ACADEMIC & ADMINISTRATIVE AUDIT 2020 – 2021**

## **ALUMNI**

**GRADE**

**D**

Score : 1.00 / 4

**Partly Participated**

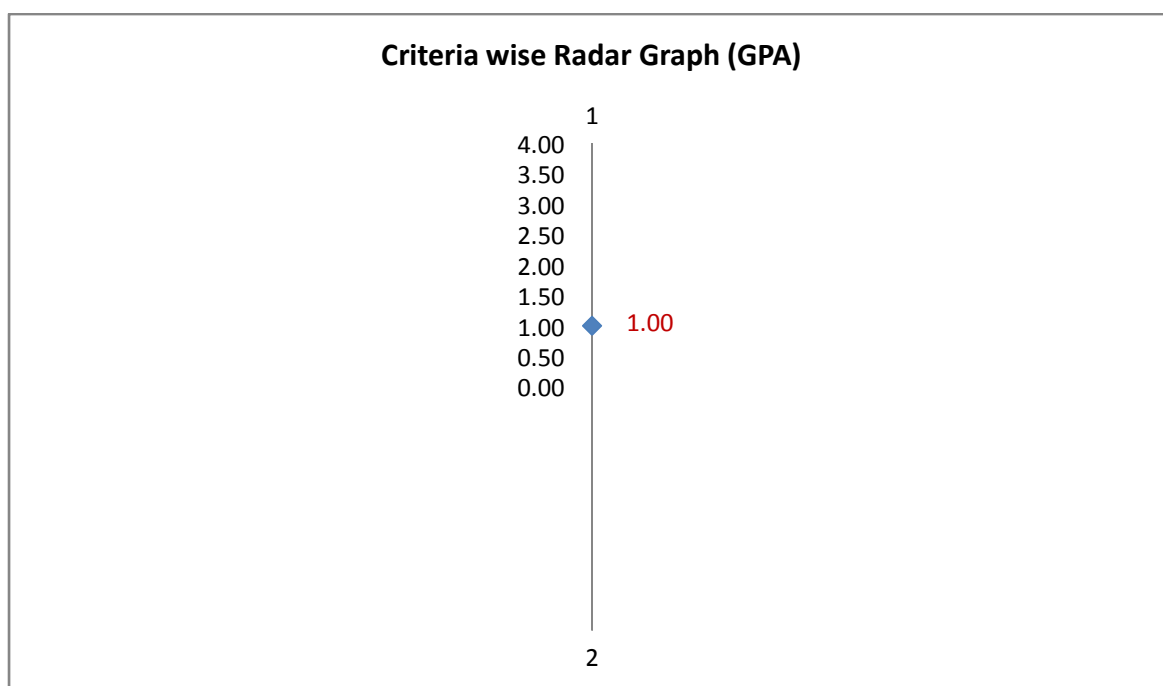
**Unit / Cell / Club: Alumni**

**Academic and Administrative Audit - 2020-2021**

No	Criteria	Weightage (W1)	Criterion-wise Weighted Grade Point (CrWGP1)	Grade Point Averages (CrWGP <sub>i</sub> /W <sub>i</sub> )
1	Curricular Aspects	-	-	-
2	Teaching, Learning & Evaluation	-	-	-
3	Research, Innovation & Extension	-	-	-
4	Infrastructure & Learning resources	-	-	-
5	Student Support & Progression	10.00	10.00	1.00
6	Governance, Leadership & Management	-	-	-
7	Institutional values & Best Practices	-	-	-
	<b>Total</b>	<b>10.00</b>	<b>10.00</b>	<b>1</b>
	<b>CGPA :</b>	<b>1</b>		

Dean IQAC

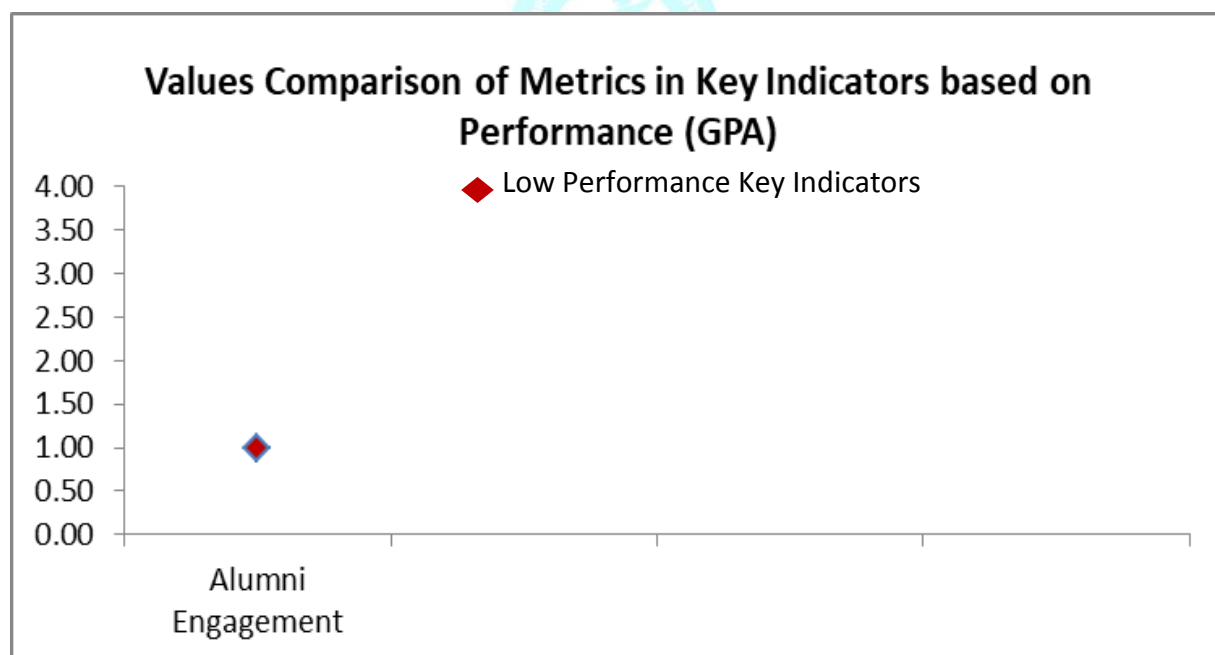
Principal



Unit / Cell / Club: Alumni

Academic and Administrative Audit - 2020-2021

No	Criteria and Key Indicators	Key Indicator Weightage ( $W_i$ )	Key Indicator Wise Weighted Grade Points ( $KIWGP_i$ )	Grade Point Averages ( $CrWGPI/W_i$ )
<b>Criterion V - Student Support and Progression</b>				
5.4	Alumni Engagement	10	10.00	1.00
	<b>Total</b>	<b>10</b>	<b>10.00</b>	<b>1.00</b>
	<b>Grand Total</b>	<b>10</b>	<b>10.00</b>	<b>1</b>





## Scott Christian College (Autonomous), Nagercoil

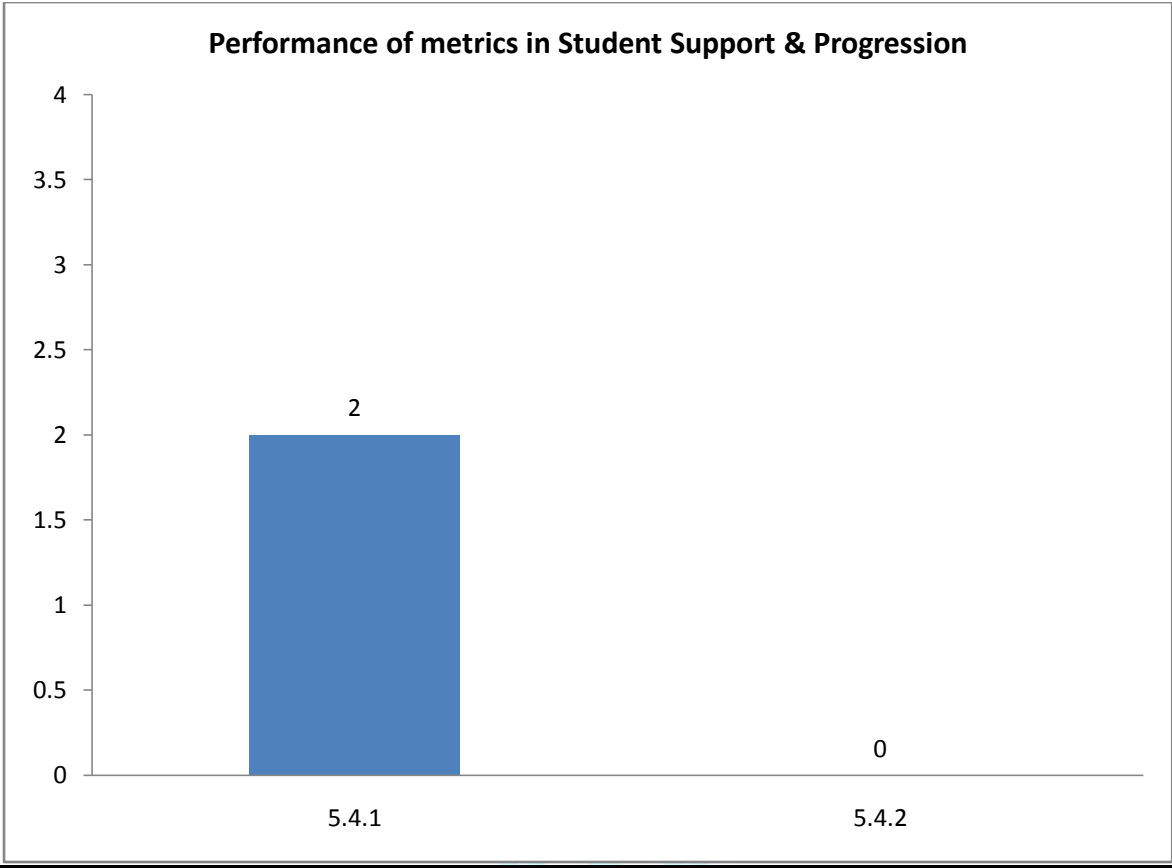
AAA 2020-2021 - Assessment Sheet

Alumni - Not Participated



### Qualitative & Quantitative Metrics

Metri c	Parameter	QIM/ QnM	Weightage	Score	Wtd. Score
<b>Criterion V - Student Support and Progression</b>					
<b>5.4</b>	<b>Alumni Engagement</b>				
5.4.1	The Alumni Association/Chapters (registered and functional) contributes significantly to the development of the institution through financial and non financial means. other support services	QIM	5	2	10
5.4.2	Alumni financial contribution during 2020-2021	QnM	5	0	0
<b>5.4</b>	<b>Alumni Engagement</b>		<b>10</b>	<b>1</b>	<b>10</b>
<b>Criterion V - Student Support and Progression</b>			<b>10</b>	<b>1</b>	<b>10</b>
<b>Criteria-wise Assessment</b>					
	<b>Criteria-wise Assessment</b>		<b>Weightage (W)</b>	<b>Score</b>	<b>Wtd Grade Point (WGP)</b>
5	Student Support & Progression		10.00	1.00	10.00
	Overall:-		10.00	1.00	10.00



## Strengths and Weaknesses

**Strengths : Nil**

**Weaknesses :**

- Alumni Engagement

