



# **Scott Christian College (Autonomous), Nagercoil – 3**

*Report of the*

**ACADEMIC & ADMINISTRATIVE AUDIT 2021–2022**



**INTERNAL QUALITY ASSURANCE CELL**

## Foreword

In the unwavering pursuit of excellence, Scott Christian College welcomes rigorous self-evaluation and external scrutiny. We believe that introspection and feedback from esteemed peers pave the path for sustained growth and development. It is with this spirit that the Internal Quality Assurance Cell (IQAC) of Scott Christian College proudly presents the Academic and Administrative Audit Report for the academic year 2021-22.

The quality parameters, meticulously formulated against recognized quality standards, serve as measuring sticks for assessing our strengths and areas for improvement. Notably, around 70% of these parameters are quantitatively measurable, ensuring objectivity and clear data-driven insights. The remaining 30% of parameters delve into the qualitative elements that shape our academic and administrative ecosystem.

To ensure a fair and comprehensive audit, we were privileged to host esteemed external peer-team members on 24 February 2023. Prof. Dr. V. Balamurugan, Professor of Computer Science and former Director of IQAC, MS University, and Dr. A. Lourdasamy, Associate Professor of Mathematics, Former IQAC Director, St, Xavier College(Autonomous), graciously lent their expertise to this process. With meticulous detail, the peer-team physically visited all 19 Departments, 15 Administrative Units, 11 Clubs/Cells, and 9 Extension Units.

Following the meticulous evaluation by the peer-team, the IQAC consolidated the assigned scores based on the NAAC RAF methodology. This robust methodology translates quantitative and qualitative data into grades, providing a clear picture of our performance both at the departmental and college levels. We are grateful to the peer-team for their insightful observations and recommendations, which serve as valuable guides for our future endeavors.

This Audit Report is a culmination of collaborative efforts that deserve profound appreciation. We extend our heartfelt gratitude to the College Management and Principal for their unwavering support in fostering a culture of quality consciousness. The IQAC Committee deserves immense credit for meticulously planning and executing the audit process. We also recognize the dedication of Heads of Administrative Units, HoDs, IQAC liaison members, Coordinators/Conveners of Cells/Units, and our dynamic IQAC Assistant Coordinators – Dr L. Judith Sophia, Dr Shirley Daniel, Dr A. Malar Retna, and Dr D. Hudson Oliver. Finally, a special thanks to our IQAC office staff – Ms S. Presanna Kumari and Ms. J. Shoba – for their unwavering support and efficient management.

This Audit Report is not merely an evaluation but a stepping stone on our journey towards quality enhancement. We embrace the constructive feedback it offers and are committed to implementing the recommendations for continuous improvement. As we strive to create an environment that fosters academic excellence, holistic development, and social responsibility, we shall continue to seek feedback and embrace transparency to attain new heights of quality.

Nagercoil  
February 2023

**C. James – Dean IQAC**

# IQAC Committee

## A) Chairman

1. **Dr J. Robert Victor Edward**  
Principal



## B) Faculty Members

2. **Dr G. Isaac Arul Dhas**  
Senior Faculty



3. **Dr G. Allen Gnana Raj**  
Senior Faculty



4. **Dr L. Judith Sophia**  
Asst. Coordinator



5. **Dr Shirley Daniel**  
Asst. Coordinator



6. **Dr A. Malar Retna**  
Asst. Coordinator



7. **Dr D. Hudson Oliver**  
Asst. Coordinator



8. **Dr B. Shamina Ross**  
Website Convenor



**C) Administrative Officers**

9. **Dr J.G. Duresh**  
Dean: Arts



10. **Dr R.D. Stevens Jones**  
Dean – Sciences



11. **Dr A.E. Dulip Daniels**  
Dean: Research



12. **Dr R. Ragel Mabel Saroja**  
Dean: Student Welfare



13. **Mr T. Smith** (Office Superintendent)



**C) Management**

**D) Local Society / Alumni :**

14. **Ms J. Merrila Nissi**  
MSc Physics 2016-18



**E) Employers / Industrialists**

15. **Mrs Parveen Mathew**  
KA Industries



**F) Dean IQAC**

16. **Dr C. James**



# Contents

	<b>Particulars</b>	<b>Page No.</b>
<b>1. College</b>		
1.1.	Grade Sheet	1
1.2.	Criteria-wise Grade Sheet	2
1.3.	Criteria-wise Grade Radar Graph	3
1.4.	Key Indicator-wise Grade Sheet	4
1.5.	Key Indicator-wise Comparison Graph	6
1.6.	Metric-wise Grade Sheet	7
1.7.	Metric-wise Bar Graph	19
1.8.	Criteria-wise Grade Sheet of all Departments	22
1.9.	Strengths and Weakness	24
1.10.	Peer-Team Report	25
<b>2. Departments</b>		
2.1.	Mathematics	29
2.2.	Botany	43
2.3.	Chemistry	59
2.4.	Physics	75

2.5. Zoology	91
2.6. Economics	107
2.7. History	123
2.8. English	139
2.9. Tamil	155
2.10. Malayalam	171
2.11. Hindi	187
2.12. Commerce	202
2.13. Computer Science	217
2.14. Physical Education	233
2.15. Business Studies (BBA)	249
2.16. Business Studies (MBA)	265
2.17. Computer Application (BCA)	281
2.18. Computer Application (MCA)	297
2.19. Microbiology	313
2.20. Visual Communication	329

### **3. Units /Cells / Clubs**

3.1. Controller of Examinations	344
---------------------------------	-----

3.2. Library	350
3.3. IQAC	356
3.4. Dean –Arts	363
3.5. Dean – Science	372
3.6. Dean – Research	381
3.7. Dean Student Welfare	390
3.8. Dean – Placement	398
3.9. Dean Foreign Affairs	405
3.10. Bursar	411
3.11. NCC – Army	421
3.12. NCC - Navy	428
3.13. NSS – 90	435
3.14. NSS – 91	442
3.15. NSS – 92	448
3.16. NSS – 93	455
3.17. NSS – 123	462
3.18. NSS – 124	468
3.19. NSS – 127	474

3.20. Sports	481
3.21. Youth Welfare	488
3.22. Science Club	495
3.23. Youth Red Cross	502
3.24. Scott Adventure Club	509
3.25. Rotaract Club	516
3.26. Eco Club	523
3.27. ICTC	529
3.28. Scott Research Forum	537
3.29. Innovation Council	543
3.30. HRDC	549
3.31. Admission Committee	555
3.32. Governance - Office	564
3.33. Website	673
3.34. Alumni	582
3.35. Mentor	587





**Scott Christian College (Autonomous)**  
Nagercoil – 629 003, Tamil Nadu, India



**INTERNAL QUALITY ASSURANCE CELL**

# **ACADEMIC & ADMINISTRATIVE AUDIT 2021 – 2022**

**COLLEGE**

**GRADE**

**B +**

**Score : 2.59/4**

## Scott Christian College

### Criteria-wise Overall Grade Sheet

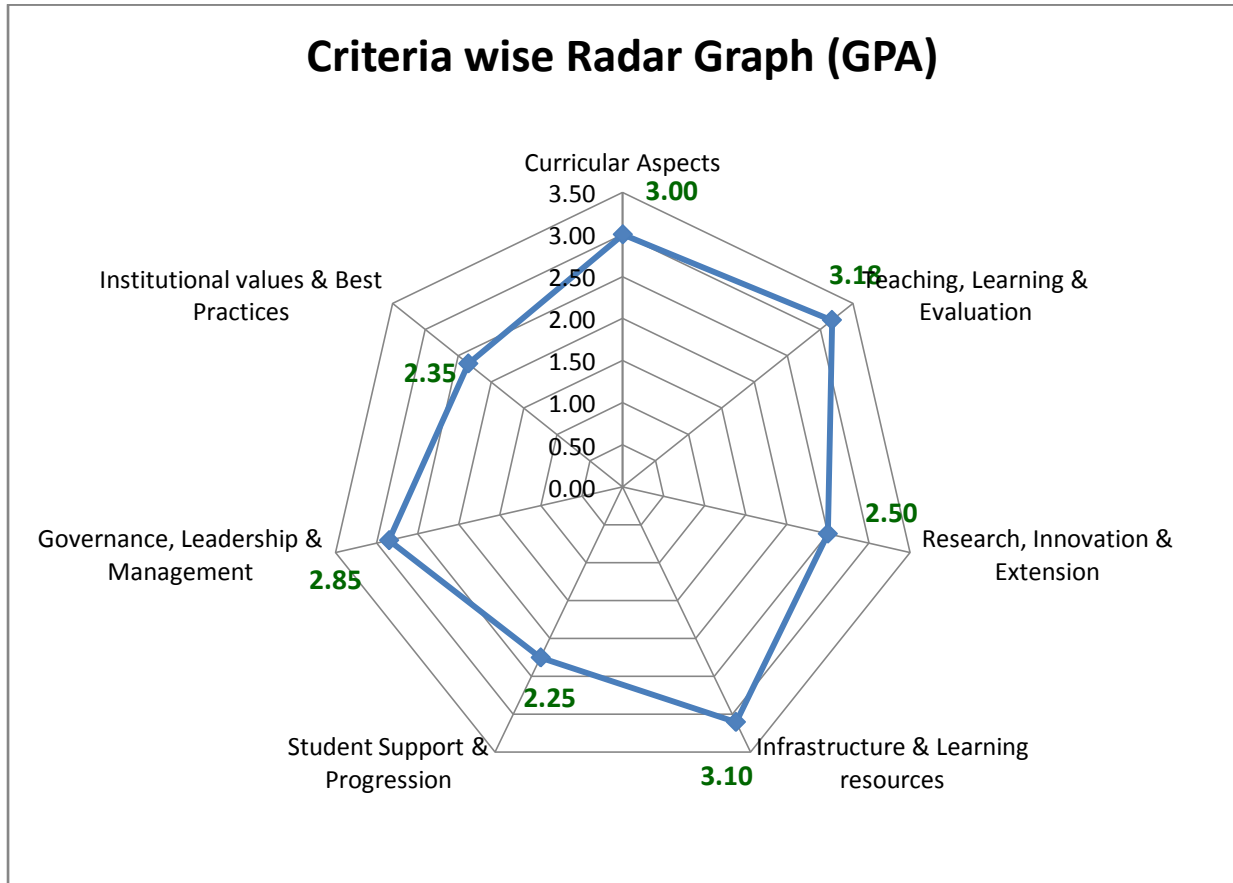
#### Academic and Administrative Audit - 2021-2022

No	Criteria	Weightage (W1)	Criterion-wise Weighted Grade Point (CrWGP1)	Grade Point Averages (CrWGP <sub>i</sub> /W <sub>i</sub> )
1	Curricular Aspects	150.00	449.28	3.00
2	Teaching, Learning & Evaluation	300.00	955.16	3.18
3	Research, Innovation & Extension	150.00	374.68	2.50
4	Infrastructure & Learning resources	100.00	310.10	3.10
5	Student Support & Progression	100.00	224.94	2.25
6	Governance, Leadership & Management	100.00	284.58	2.85
7	Institutional values & Best Practices	100.00	234.62	2.35
	<b>Total</b>	<b>1000.00</b>	<b>2833.35</b>	<b>2.83</b>
	<b>CGPA : 2.83</b>			

Dean IQAC

Principal

## Radar graph indicating the performance of College

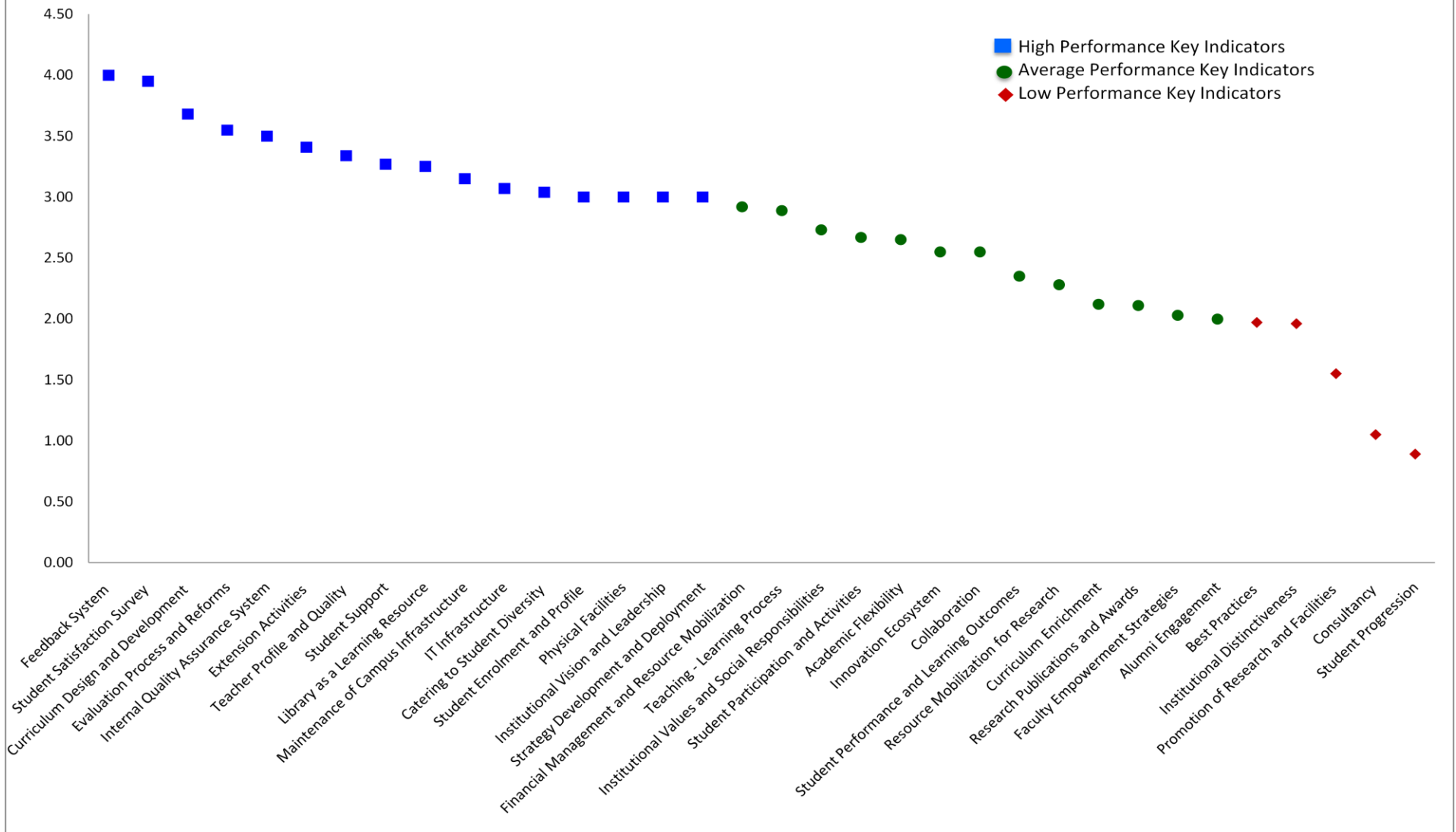


**Key Indicator-wise Grade Sheet - College**  
**Academic and Administrative Audit - 2021-2022**

No	Criteria and Key Indicators	Key Indicator Weightage (W <sub>i</sub> )	Key Indicator Wise Weighted Grade Points (KIWGP) <sub>i</sub>	Grade Point Averages (CrWGPI/Wi)
<b>Criterion I – Curricular Aspects</b>				
1.1	Curriculum Design and Development	50	183.84	3.68
1.2	Academic Flexibility	30	79.57	2.65
1.3	Curriculum Enrichment	50	105.87	2.12
1.4	Feedback System	20	80.00	4.00
	<b>Total</b>	<b>150</b>	<b>449.28</b>	<b>3.00</b>
<b>Criterion II – Teaching-Learning and Evaluation</b>				
2.1	Student Enrolment and Profile	20	60.00	3.00
2.2	Catering to Student Diversity	30	91.09	3.04
2.3	Teaching - Learning Process	50	144.61	2.89
2.4	Teacher Profile and Quality	50	167.14	3.34
2.5	Evaluation Process and Reforms	50	177.50	3.55
2.6	Student Performance and Learning Outcomes	50	117.32	2.35
2.7	Student Satisfaction Survey	50	197.50	3.95
	<b>Total</b>	<b>300</b>	<b>955.16</b>	<b>3.18</b>
<b>Criterion III – Research, Innovations and Extension</b>				
3.1	Promotion of Research and Facilities	20	31.09	1.55
3.2	Resource Mobilization for Research	10	22.83	2.28
3.3	Innovation Ecosystem	10	25.45	2.55
3.4	Research Publications and Awards	30	63.31	2.11
3.5	Consultancy	10	10.48	1.05
3.6	Extension Activities	50	170.61	3.41
3.7	Collaboration	20	50.91	2.55
	<b>Total</b>	<b>150</b>	<b>374.68</b>	<b>2.50</b>

<b>Criterion IV – Infrastructure and Learning Resources</b>				
4.1	Physical Facilities	30	90.00	3.00
4.2	Library as a Learning Resource	20	65.00	3.25
4.3	IT Infrastructure	30	92.00	3.07
4.4	Maintenance of Campus Infrastructure	20	63.10	3.15
	<b>Total</b>	<b>100</b>	<b>310.10</b>	<b>3.10</b>
<b>Criterion V - Student Support and Progression</b>				
5.1	Student Support	30	98.09	3.27
5.2	Student Progression	30	26.67	0.89
5.3	Student Participation and Activities	30	80.19	2.67
5.4	Alumni Engagement	10	20.00	2.00
	<b>Total</b>	<b>100</b>	<b>224.94</b>	<b>2.25</b>
<b>Criterion VI – Governance, Leadership and Management</b>				
6.1	Institutional Vision and Leadership	15	45.00	3.00
6.2	Strategy Development and Deployment	10	30.00	3.00
6.3	Faculty Empowerment Strategies	30	60.83	2.03
6.4	Financial Management and Resource Mobilization	15	43.75	2.92
6.5	Internal Quality Assurance System	30	105.00	3.50
	<b>Total</b>	<b>100</b>	<b>284.58</b>	<b>2.85</b>
<b>Criterion VII – Institutional Values and Best Practices</b>				
7.1	Institutional Values and Social Responsibilities	50	136.31	2.73
7.2	Best Practices	30	59.12	1.97
7.3	Institutional Distinctiveness	20	39.20	1.96
	<b>Total</b>	<b>100</b>	<b>234.62</b>	<b>2.35</b>
	<b>Grand Total</b>	<b>1000</b>	<b>2833.35</b>	<b>2.83</b>

### Values Comparison of Metrics in Key Indicators based on Performance (GPA)





## Scott Christian College (Autonomous), Nagercoil



AAA 2021-22 - Assessment Sheet

College

### Qualitative & Quantitative Metrics

Metric	Parameter	QIM/ QnM	Weighta ge	Score	Wtd. Score
	<b>Criterion I – Curricular Aspects</b>				
<b>1.1</b>	<b>Curriculum Design and Development</b>				
1.1.1	Curricula developed/adopted having Learning Outcomes including Programme Outcomes (Pos), Programme specific outcomes (PSOs) and Course Outcomes (COs) for all the UG, PG and M.Phil programmes offered by the Department and mapped them with syllabus properly.	QIM	20.00	3.58	71.67
1.1.2	List of programmes offered by the institution focus on employability/ entrepreneurship/ skill development and their course syllabi are adequately revised to incorporate contemporary requirements	QIM	30.00	3.74	112.17
<b>1.1</b>	<b>Curriculum Design and Development</b>		50.00	3.68	183.84
<b>1.2</b>	<b>Academic Flexibility</b>				
1.2.1	New courses introduced of the total number of courses across all programs offered during 2021-22.	QnM	30.00	2.65	79.57
<b>1.2</b>	<b>Academic Flexibility</b>		30.00	2.65	79.57
<b>1.3</b>	<b>Curriculum Enrichment</b>				
1.3.1	Institution integrates cross-cutting issues relevant to Professional Ethics, Gender, Human Values, Environment and Sustainability and other value framework enshrined in Sustainable Development Goals and National Education Policy – 2020 into the Curriculum	QIM	15.00	3.35	50.22
1.3.2	Number of certificate/value added courses/Diploma Programmes offered by the institutions and online courses of MOOCs, SWAYAM/e-PG Pathshala/ NPTEL and other recognized platforms where the students of the institution have enrolled and successfully completed during the last five years	QnM	25.00	0.70	17.39
1.3.3	Details of of programmes that have components of field projects / research projects / internships during 2021-22	QnM	10.00	3.83	38.26

<b>1.3</b>	<b>Curriculum Enrichment</b>		50.00	2.12	105.87
<b>1.4</b>	<b>Feedback System</b>				
1.4.1	Structured feedback for curriculum and its transaction is regularly obtained from stakeholders like Students, Teachers, Employers, Alumni, Academic peers etc., and Feedback processes of the institution may be classified as follows: A. Feedback collected, analysed, action taken & communicated to the relevant bodies and feedback hosted on the institutional website B. Feedback collected, analysed, action has been taken and communicated to the relevant bodies C. Feedback collected and analysed D. Feedback collected E. Feedback not collected	QnM	20.00	4.00	80.00
<b>1.4</b>	<b>Feedback System</b>		20.00	4.00	80.00
<b>Criterion I – Curricular Aspects</b>			150.00	3.00	449.28
<b>Criterion II – Teaching-Learning and Evaluation</b>					
<b>2.1</b>	<b>Student Enrolment and Profile</b>				
2.1.1	Number of seats filled year wise during 2021-22	QnM	10.00	3.00	30.00
2.1.2	Number of actual students admitted from the reserved categories in the first year of the programme year wise	QnM	10.00	3.00	30.00
<b>2.1</b>	<b>Student Enrolment and Profile</b>		20.00	3.00	60
<b>2.2</b>	<b>Catering to Student Diversity</b>				
2.2.1	The institution assesses the learning levels of the students, after admission and organises special programs for advanced learners and slow learners	QIM	15.00	2.74	41.09
2.2.2	Student - Full time teacher ratio(current year data)	QnM	15.00	3.33	50.00
<b>2.2</b>	<b>Catering to Student Diversity</b>		30.00	3.04	91.09
<b>2.3</b>	<b>Teaching - Learning Process</b>				
2.3.1	Student centric methods, such as experiential learning, participative learning and problem solving methodologies are used for enhancing learning experiences and teachers use ICT- enabled tools including online resources for effective teaching and learning process	QIM	30.00	2.76	82.83
2.3.2	Ratio of students to Mentor-Mentee Schemes to address academics and student-psychological issues	QIM	10.00	3.44	34.40
2.3.3	Preparation and adherence to Academic Calendar and Teaching plans by the institution	QIM	10.00	2.74	27.38
<b>2.3</b>	<b>Teaching - Learning Process</b>		50.00	2.89	144.61



<b>2.4</b>	<b>Teacher Profile and Quality</b>				
2.4.1	Full time teachers appointed against sanctioned posts during 2021-22	QnM	15.00	4.00	60.00
2.4.2	Full time teachers with Ph.D. /D.Sc. / D.Litt./ L.L.D during 2021-22	QnM	25.00	3.38	84.52
2.4.3	Teaching experience of full time teachers in same institution number of years (Data to be provided only for the latest completed academic year)	QnM	5.00	2.33	11.67
2.4.4	Full time teachers working in the institution throughout during 2021-22	QnM	5.00	2.19	10.95
<b>2.4</b>	<b>Teacher Profile and Quality</b>		50.00	3.34	167.14
<b>2.5</b>	<b>Evaluation Process and Reforms</b>				
2.5.1	Number of days from the date of last semester-end/ year- end examination till the last date of declaration of results during 2021-22	QnM	20.00	4.00	80.00
2.5.2	Number of complaints/grievances about evaluation during 2021-22	QnM	15.00	3.00	45.00
2.5.3	IT integration and reforms in the examination procedures and processes including Continuous Internal Assessment (CIA)/Formative Assessment have brought in considerable improvement in Examination Management System (EMS) of the Institution	QIM	15.00	3.50	52.50
<b>2.5</b>	<b>Evaluation Process and Reforms</b>		50.00	3.55	177.5
<b>2.6</b>	<b>Student Performance and Learning Outcomes</b>				
2.6.1	learning outcomes (programme and course outcome)/graduate attributes which are integrated into the assessment process and widely publicized through the website and other documents and the attainment of the same are evaluated by the Department.	QIM	30.00	2.26	67.80
2.6.2	Passed out details of final year students (excluding backlog students)	QnM	20.00	2.48	49.52
<b>2.6</b>	<b>Student Performance and Learning Outcomes</b>		50.00	2.35	117.32
<b>2.7</b>	<b>Student Satisfaction Survey</b>				
2.7.1	Online student satisfaction survey (SSS) regarding to teaching learning process.	QnM	50.00	3.95	197.50
<b>2.7</b>	<b>Student Satisfaction Survey</b>		50.00	3.95	197.50
<b>Criterion II – Teaching-Learning and Evaluation</b>			300.00	3.18	955.16

<b>Criterion III – Research, Innovations and Extension</b>					
<b>3.1</b>	<b>Promotion of Research and Facilities</b>				
3.1.1	The institution's research facilities are frequently updated and there are well defined policy for promotion of research which is uploaded on the institutional website and implemented	QIM	6.00	4.00	24.00
3.1.2	Amount of seed money provided by institution to its teachers for research year wise during 2021-22 (INR in lakhs)	QnM	8.00	0.00	0.00
3.1.3	Number of teachers receiving national/ international fellowship/financial support by various agencies for advanced studies/research during 2021-22	QnM	6.00	1.18	7.09
<b>3.1</b>	<b>Promotion of Research and Facilities</b>		20.00	1.55	31.0909 09
<b>3.2</b>	<b>Resource Mobilization for Research</b>				
3.2.1	Grants for research received by the institution and its faculties through Government and non-government sources such as industry, corporate houses, international bodies for research project, endowment research chairs during 2021-22	QnM	5.00	1.73	8.64
3.2.2	Number of teachers having research projects funded by government, non-government, industry, corporate houses, international bodies during the 2021-22	QnM	2.00	1.10	2.19
3.2.3	Teachers recognised as research guides as in the latest completed academic year	QnM	3.00	4.00	12.00
<b>3.2</b>	<b>Resource Mobilization for Research</b>		10.00	2.28	22.83
<b>3.3</b>	<b>Innovation Ecosystem</b>				
3.3.1	What are the innovation done by the Department / Club including Indian Knowledge System (IKS), including awareness about IPR, establishment of IPR cell, Incubation centre and other initiatives for the creation and transfer of knowledge/technology and the outcomes of the same are evident	QIM	10.00	2.55	25.45
<b>3.3</b>	<b>Innovation Ecosystem</b>		10.00	2.55	25.45

<b>3.4</b>	<b>Research Publications and Awards</b>				
3.4.1	The institution has a stated Code of Ethics to check malpractices and plagiarism in Research and the implementation of which is ensured through the following: 1. Inclusion of research ethics in the research methodology course work 2. Presence of institutional Ethics committee (Animal, Chemical, Bio-ethics etc.) 3. Plagiarism check through software 4. Research Advisory Committee	QnM	5.00	4.00	20.00
3.4.2	Number of candidates registered for Ph.D. per teacher during 2021-22	QnM	5.00	2.09	10.45
3.4.3	Number of research papers per teacher in the Journals notified on UGC CARE List during 2021-22	QnM	5.00	2.71	13.57
3.4.4	Number of books and chapters in edited volumes published per teacher during 2021-22	QnM	5.00	1.43	7.14
3.4.5	Bibliometrics of the publications during 2021-22 based on average citation index in Scopus/ Web of Science	QnM	5.00	1.29	6.43
3.4.6	Bibliometrics of the publications during 2021-22 based on Scopus/ Web of Science – h-index of the Department	QnM	5.00	1.14	5.71
<b>3.4</b>	<b>Research Publications and Awards</b>		30.00	2.11	63.31
<b>3.5</b>	<b>Consultancy</b>				
3.5.1	Revenue generated from consultancy and corporate training during 2021-22	QnM	10.00	1.05	10.48
<b>3.5</b>	<b>Consultancy</b>		10.00	1.05	10.48
<b>3.6</b>	<b>Extension Activities</b>				
3.6.1	What are the Extension activities in the neighborhood community in terms of impact and sensitizing students to social issues and holistic development and awards received during 2021-22?	QIM	30.00	3.22	96.67
3.6.2	Number of extension and outreach Programmes conducted by the institution through organized forums including NSS/NCC with involvement of community during 2021-22	QnM	20.00	3.70	73.94
<b>3.6</b>	<b>Extension Activities</b>		50.00	3.41	170.61

<b>3.7</b>	<b>Collaboration</b>				
3.7.1	Number of functional MoUs/linkages with institutions/ industries in India and abroad for internship, on-the-job training, project work, student / faculty exchange and collaborative research during 2021-22	QnM	20.00	2.55	50.91
<b>3.7</b>	<b>Collaboration</b>		20.00	2.55	50.91
<b>Criterion III – Research, Innovations and Extension</b>			150.00	2.50	374.68
<b>Criterion IV – Infrastructure and Learning Resources</b>					
<b>4.1</b>	<b>Physical Facilities</b>				
4.1.1	The institution has adequate facilities for a. teaching – learning, viz., classrooms, laboratories, computing equipment etc b. ICT – enabled facilities such as smart class, LMS etc. c. Facilities for Cultural and sports activities, yoga centre, games (indoor and outdoor), Gymnasium, auditorium etc.	QIM	20.00	2.50	50.00
4.1.2	Expenditure for infrastructure development and augmentation, excluding salary during 2021-22	QnM	10.00	4.00	40.00
<b>4.1</b>	<b>Physical Facilities</b>		30.00	3.00	90
<b>4.2</b>	<b>Library as a Learning Resource</b>				
4.2.1	Library is automated with digital facilities using Integrated Library Management System (ILMS), adequate subscriptions to e-resources and journals are made. The library is optimally used by the faculty and students	QIM	15.00	3.00	45.00
4.2.2	Percentage of expenditure for purchase of books/ e-books and subscription to journals/e-journals during 2021-22	QnM	5.00	4.00	20.00
<b>4.2</b>	<b>Library as a Learning Resource</b>		20.00	3.25	65
<b>4.3</b>	<b>IT Infrastructure</b>				
4.3.1	Institution frequently updates its IT facilities and provides sufficient bandwidth for internet connection	QIM	12.00	3.00	36.00
4.3.2	Number of computers available for students' usage during the latest completed academic year	QnM	10.00	4.00	40.00
4.3.3	Institution has dedicated audio visual centre, mixing equipment, editing facility, media studio, lecture capturing system(LCS) and related hardware and software for e-content development	QIM	8.00	2.00	16.00
<b>4.3</b>	<b>IT Infrastructure</b>		30.00	3.07	92

<b>4.4</b>	<b>Maintenance of Campus Infrastructure</b>				
4.4.1	Expenditure incurred on maintenance of physical facilities and academic support facilities excluding salary component during 2021-22	QnM	10.00	4.00	40.00
4.4.2	There are established systems and procedures for maintaining and utilizing physical and academic support facilities – laboratory, library, sports complex, computers, classrooms etc	QIM	10.00	2.31	23.10
<b>4.4</b>	<b>Maintenance of Campus Infrastructure</b>		20.00	3.15	63.10
<b>Criterion IV – Infrastructure and Learning Resources</b>			100.00	3.10	310.10
<b>Criterion V - Student Support and Progression</b>					
<b>5.1</b>	<b>Student Support</b>				
5.1.1	Number of students benefited by scholarships and freeships provided by the institution, Government and non-government bodies, industries, individuals, philanthropists during 2021-22	QnM	11.00	4.00	44.00
5.1.2	Efforts taken by the institution to provide career counselling including e-counselling and guidance for competitive examinations during 2021-22	QIM	6.00	4.00	24.00
5.1.3	Number of capability enhancement and development schemes 1. Soft skills 2. Language and communication skills 3. Life skills (Yoga, physical fitness, health and hygiene) 4. Awareness of trends in technology (Opt one)	QnM	8.00	1.26	10.09
5.1.4	The institution adopts the following for redressal of student grievances including sexual harassment and ragging cases 1. Implementation of guidelines of statutory/regulatory bodies 2. Organisation wide awareness and undertakings on policies with zero tolerance 3. Mechanisms for submission of online/offline students' grievances 4. Timely redressal of the grievances through appropriate committees	QnM	5.00	4.00	20.00
<b>5.1</b>	<b>Student Support</b>		30.00	3.27	98.09
<b>5.2</b>	<b>Student Progression</b>				
5.2.1	Placement of outgoing students and students progressing to higher education during 2021-22	QnM	20.00	1.19	23.81

5.2.2	Students qualifying in state/ national/ international level examinations out of the graduated students during 2021-22 (eg: NET/ SLET/GATE/GMAT /CAT, GRE/TOFEL/Civil Services/State government examinations)	QnM	10.00	0.29	2.86
<b>5.2</b>	<b>Student Progression</b>		30.00	0.89	26.67
<b>5.3</b>	<b>Student Participation and Activities</b>				
5.3.1	Number of awards/medals for outstanding performance in sports/cultural activities at University / state / national / international level events (award for a team event should be counted as one) year wise during 2021-22	QnM	15.00	2.33	35.00
5.3.2	Presence of an active Student Council & representation of students on academic & administrative bodies/committees	QIM	10.00	2.52	25.19
5.3.3	The institution conducts / organizes following activities: 1. Sports competitions/events 2. Cultural competitions/events 3. Technical fest/Academic fest 4. Any other events through Active clubs and forums	QnM	5.00	4.00	20.00
<b>5.3</b>	<b>Student Participation and Activities</b>		30.00	2.67	80.19
<b>5.4</b>	<b>Alumni Engagement</b>				
5.4.1	Total Amount of alumni contribution during the last five years (INR in lakhs) to the institution year wise through registered Alumni association:	QnM	5.00	0.00	0.00
5.4.2	Alumni contributes and engages significantly to the development of institution through academic and other support system	QIM	5.00	4.00	20.00
<b>5.4</b>	<b>Alumni Engagement</b>		10.00	2.00	20
<b>Criterion V - Student Support and Progression</b>			100.00	2.25	224.94
<b>Criterion VI – Governance, Leadership and Management</b>					
<b>6.1</b>	<b>Institutional Vision and Leadership</b>				
6.1.1	The institutional governance and leadership are in accordance with the vision and mission of the Institution and it is visible in various institutional practices such as NEP implementation, sustained institutional growth, decentralization, participation in the institutional governance and in their short term and long term Institutional Perspective Plan.	QIM	15.00	3.00	45.00
<b>6.1</b>	<b>Institutional Vision and Leadership</b>		15.00	3.00	45.00

<b>6.2</b>	<b>Strategy Development and Deployment</b>				
6.2.1	The institutional perspective plan is effectively deployed and functioning of the institutional bodies are effective and efficient as visible from policies, administrative setup, appointment, service rules, and procedures, etc.	QIM	6.00	3.00	18.00
6.2.2	e-governance is implemented covering the following areas of operations: 1. Administration including complaint management 2. Finance and Accounts 3. Student Admission and Support 4. Examinations	QnM	4.00	3.00	12.00
<b>6.2</b>	<b>Strategy Development and Deployment</b>		10.00	3.00	30.00
<b>6.3</b>	<b>Faculty Empowerment Strategies</b>				
6.3.1	The institution has performance appraisal system, effective welfare measures for teaching and non-teaching staff and avenues for career development/progression	QIM	5.00	2.17	10.83
6.3.2	Number of teachers provided with financial support to attend conferences/workshops and towards membership fee of professional bodies year-wise during 2021-22	QnM	15.00	2.00	30.00
6.3.3	Number of teachers undergoing online/ face-to-face Faculty Development Programmes (FDPs)/ Management Development Programmes (MDPs)	QnM	10.00	2.00	20.00
<b>6.3</b>	<b>Faculty Empowerment Strategies</b>		30.00	2.03	60.83
<b>6.4</b>	<b>Financial Management and Resource Mobilization</b>				
6.4.1	Institutional strategies for mobilisation of funds other than salary and fees and the optimal utilisation of resources	QIM	5.00	3.00	15.00
6.4.2	Total Grants received from government/non-government bodies, philanthropists year wise during last five years (not covered in Criterion III and V)	QnM	5.00	2.50	12.50
6.4.3	Institution regularly conducts internal and external financial audits regularly	QIM	5.00	3.25	16.25
<b>6.4</b>	<b>Financial Management and Resource Mobilization</b>		15.00	2.92	43.75

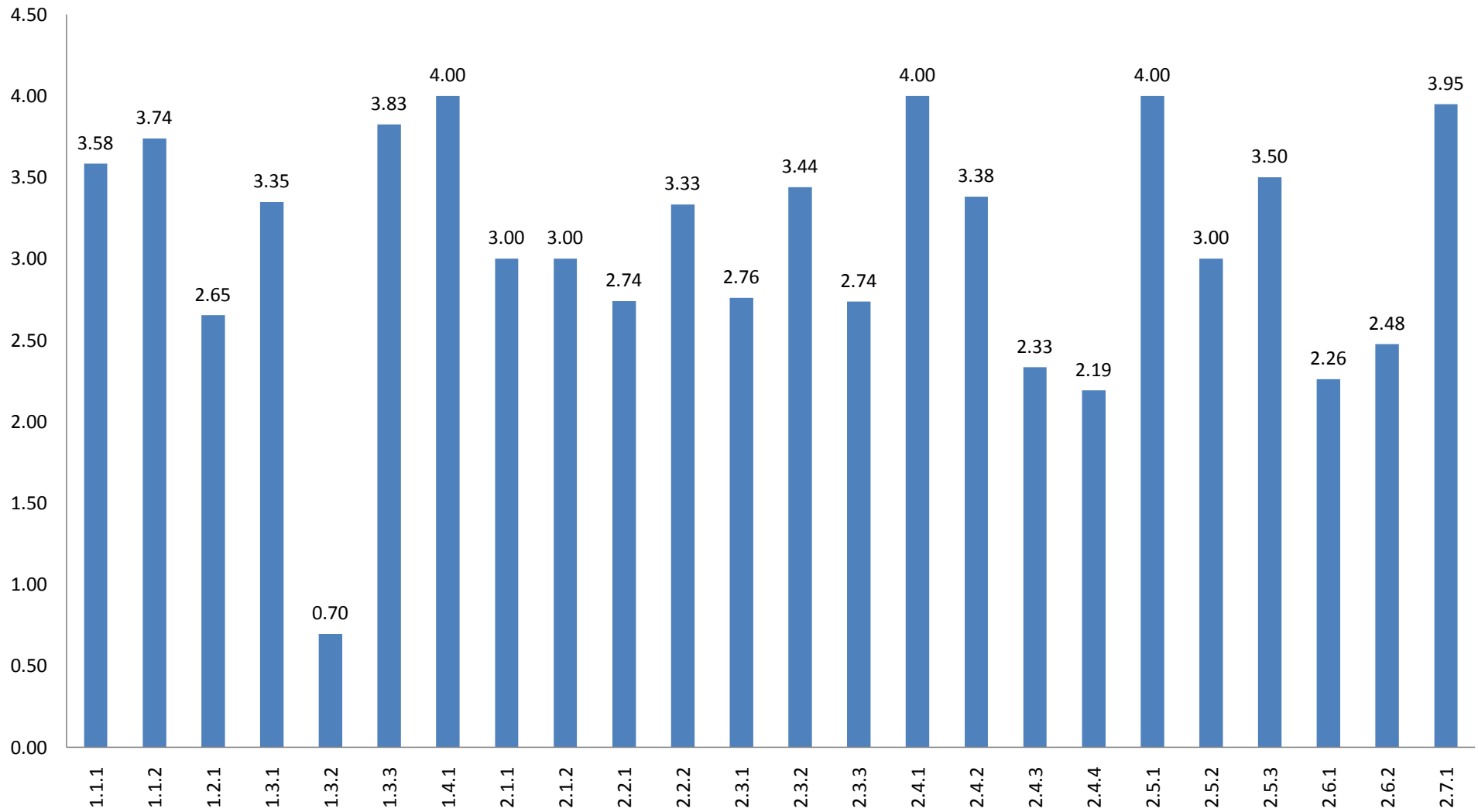
<b>6.5</b>	<b>Internal Quality Assurance System</b>				
6.5.1	Internal Quality Assurance Cell (IQAC)/ Internal Quality Assurance System (IQAS) has contributed significantly for institutionalizing the quality assurance strategies and processes, by constantly reviewing the teaching-learning process, structures & methodologies of operations and learning outcomes, at periodic intervals	QIM	10.00	3.50	35.00
6.5.2	The institution reviews its teaching learning process, structures & methodologies of operations and learning outcomes at periodic intervals through IQAC set up as per norms	QIM	10.00	3.00	30.00
6.5.3	Institution has adopted the following for Quality assurance: 1. Academic and Administrative Audit (AAA) and follow up action taken 2.Conferences, Seminars, Workshops on quality conducted 3. Collaborative quality initiatives with other institution(s) 4.Orientation programme on quality issues for teachers and students 5. Participation in NIRF and other recognized ranking like Shanghai Ranking, QS Ranking Times Ranking etc 6.Any other quality audit recognized by state, national or international agencies	QnM	10.00	4.00	40.00
<b>6.5</b>	<b>Internal Quality Assurance System</b>		30.00	3.50	105
<b>Criterion VI – Governance, Leadership and Management</b>			100.00	2.85	284.58
<b>Criterion VII – Institutional Values and Best Practices</b>					
<b>7.1</b>	<b>Institutional Values and Social Responsibilities</b>				
7.1.1	Number of gender equity promotion Programmes organized by the department/club/cell/ unit during 2021-22	QIM	5.00	1.74	8.71
7.1.2	The Institution has facilities for alternate sources of energy and energy conservation measures 1. Solar energy 2. Biogas plant 3. Wheeling to the Grid 4. Sensor-based energy conservation 5. Use of LED bulbs/ power efficient equipment 6. Wind mill or any other clean green energy	QnM	6.00	4.00	24.00



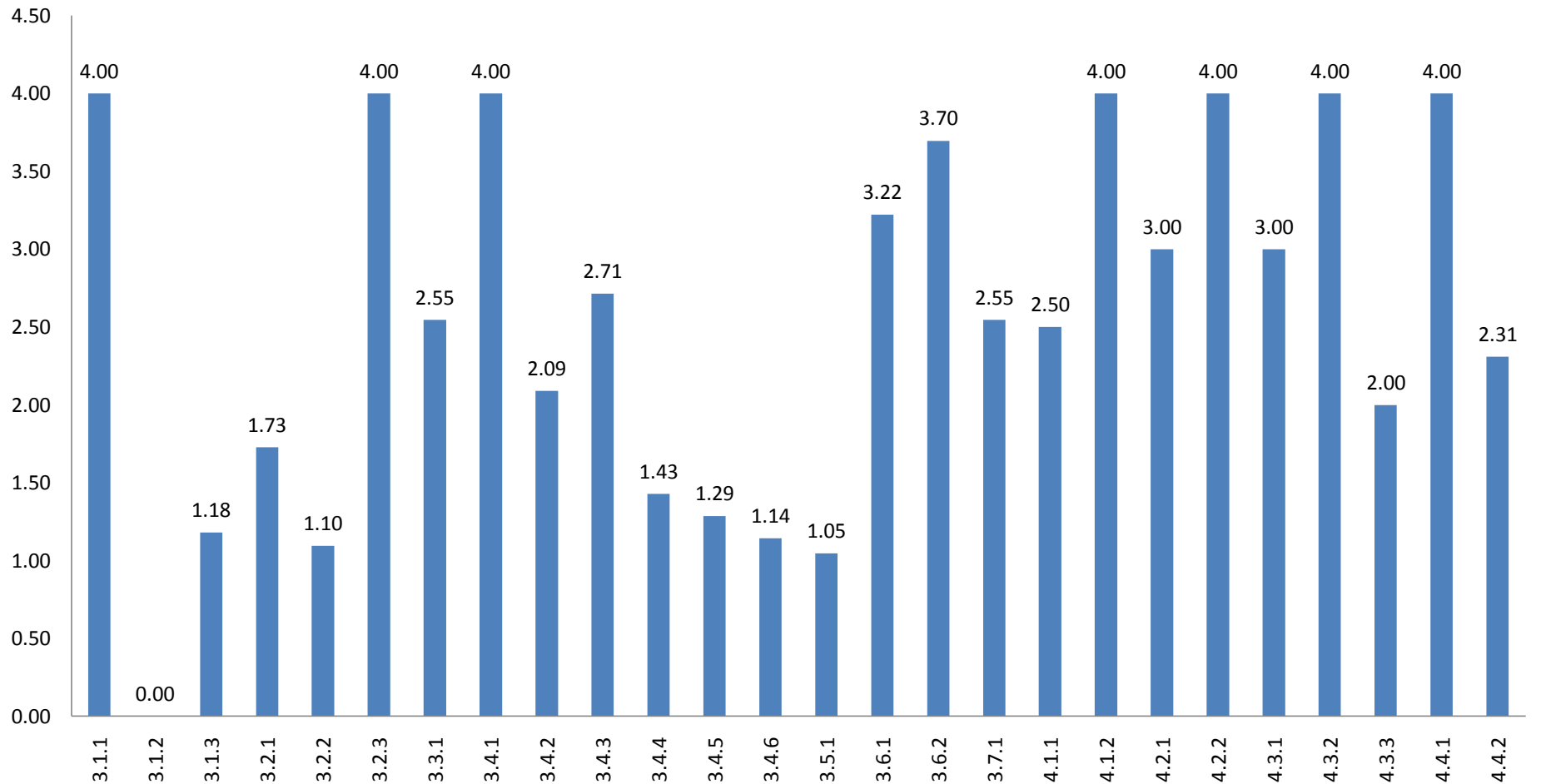
7.1.3	Waste Management steps including: a) Solid waste management b) Liquid waste management c) Biomedical waste management d) E-waste management e) Waste recycling system f) Hazardous chemicals and radioactive waste management	QIM	6.00	1.16	6.95
7.1.4	Rain water harvesting structures and utilization : 1. Rain water harvesting 2. Borewell /Open well recharge 3. Construction of tanks and bunds 4. Waste water recycling 5. Maintenance of water bodies and distribution system in the campus	QnM	5.00	3.64	18.18
7.1.5	Green campus initiatives include Describer the Green campus initiative of the institution including Restricted entry of automobiles, Use of Bicycles/ Battery powered vehicles , Pedestrian Friendly pathways , Ban on use of Plastic, landscaping with trees and plants etc	QIM	4.00	0.27	1.09
7.1.6	The institutional environment and energy initiatives are confirmed through the following 1. Green audit / Environmental audit 2. Energy audit 3.Clean and green campus recognitions/awards 4. Beyond the campus environmental promotion and sustainability activities	QnM	5.00	3.60	18.00
7.1.7	The Institution has Differently-abled (Divyangjan) friendly, barrier free environment	QIM	5.00	3.00	15.00
7.1.8	Institutional efforts/initiatives in providing an inclusive environment i.e., tolerance and harmony towards cultural, regional, linguistic, communal socioeconomic and other diversities	QIM	5.00	3.15	15.74
7.1.9	Sensitization of students and employees of the Institution to the constitutional obligations: values, rights, duties and responsibilities of citizens	QIM	4.00	2.51	10.05

7.1.10	The Institution has a prescribed code of conduct for students, teachers, administrators and other staff and conducts periodic programmes in this regard. 1. The institutional Code of Conduct principles are displayed on the website 2. There is a committee to monitor adherence to the institutional Code of Conduct principles 3. Institution organizes professional ethics programmes for students, teachers, administrators and other staff 4. Annual awareness programmes on Code of Conduct are organized	QnM	5.00	3.71	18.57
<b>7.1</b>	<b>Institutional Values and Social Responsibilities</b>		50.00	2.73	136.306 36
<b>7.2</b>	<b>Best Practices</b>				
7.2.1	Describe any one best practice followed by the Department / Cell / Body / Committee / Club/Unit	QIM	30.00	1.97	59.12
<b>7.2</b>	<b>Best Practices</b>		30.00	1.97	59.12
<b>7.3</b>	<b>Institutional Distinctiveness</b>				
7.3.1	Describe/Explain the performance the Department in one area distinctive to its Vision, Priority & Thrust	QIM	20.00	1.96	39.20
<b>7.3</b>	<b>Institutional Distinctiveness</b>		20.00	1.96	39.20
<b>Criterion VII – Institutional Values and Best Practices</b>			100.00	2.35	234.62
	<b>Criteria-wise Assessment</b>		<b>Weightage (W)</b>	<b>Score</b>	<b>Wtd Grade Point (WGP)</b>
1	Curricular Aspects		150.00	3.00	449.28
2	Teaching, Learning & Evaluation		300.00	3.18	955.16
3	Research, Innovation & Extension		150.00	2.50	374.68
4	Infrastructure & Learning resources		100.00	3.10	310.10
5	Student Support & Progression		100.00	2.25	224.94
6	Governance, Leadership & Management		100.00	2.85	284.58
7	Institutional values & Best Practices		100.00	2.35	234.62
	<b>Overall:-</b>		<b>1000.00</b>	<b>2.83</b>	<b>2833.35</b>

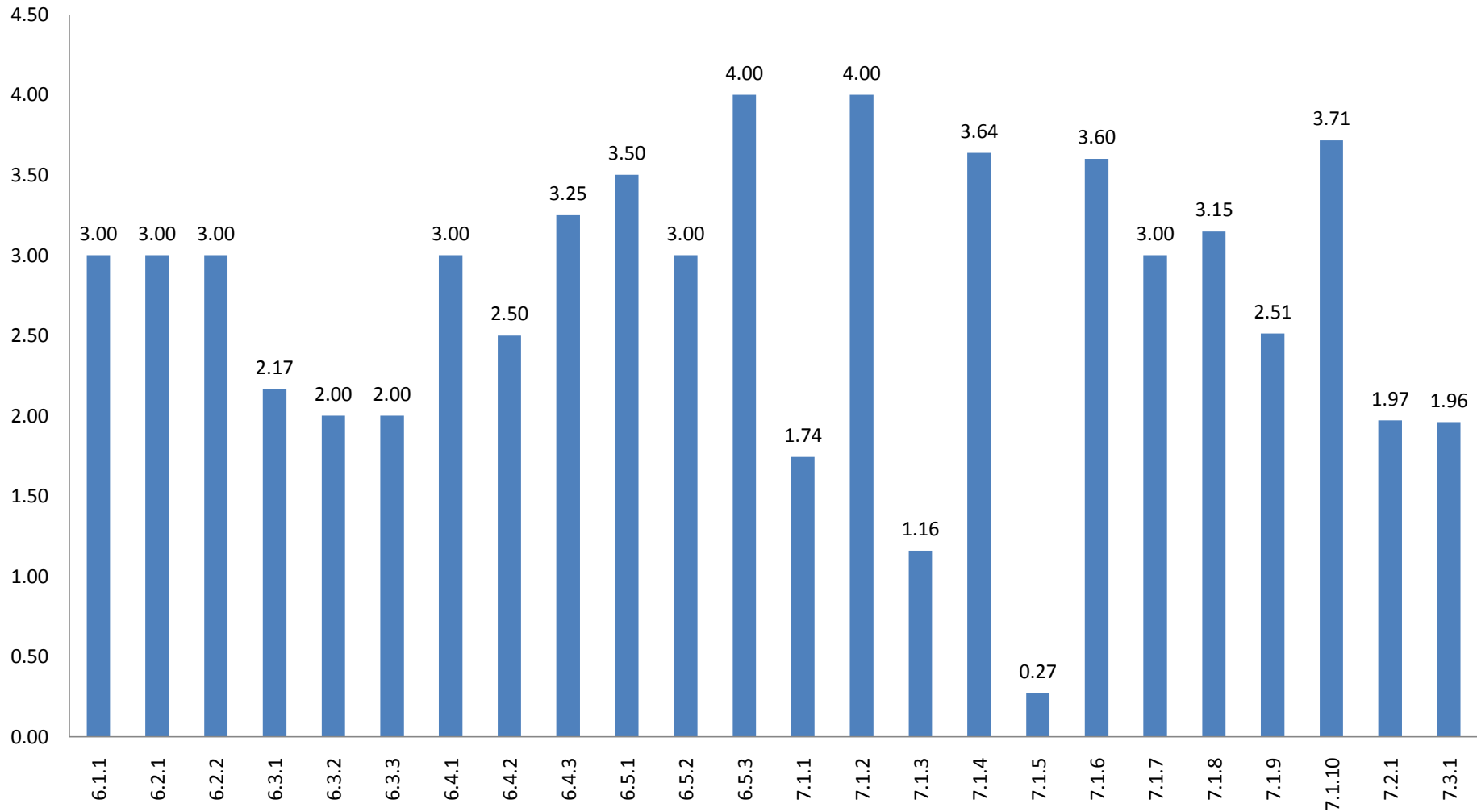
**Performance of metrics in Curricular Aspects, Teaching-learning and Evaluation**



## Performance of metrics in Research, Innovations and Extension, Infrastructure and Learning Resources



**Performance of metrics in Student Support and Progression, Governance, Leadership and Management, Institutional Values and Best Practices**





# Scott Christian College (Autonomous)

Nagercoil – 629 003, Tamil Nadu, India

## INTERNAL QUALITY ASSURANCE CELL



### Academic and Administrative Audit - 2021-2022

## Grade

Departments	Curricular Aspects	Teaching, Learning & Evaluation	Research, Innovation & Extension	Infrastructure & Learning resources	Student Support & Progression	Governance, Leadership & Management	Institutional values & Best Practices	Overall	Grade
Mathematics	2.63	3.22	2.82	2	0.79	1	1.99	2.62	B+
Botany	2.9	2.89	3.4	2	0.38	3	1.99	2.67	B+
Chemistry	2.73	3.41	3.32	2.33	1.38	1	2.51	2.91	B++
Physics	2.93	3.54	3.32	3.67	0.42	1	2.54	3.00	B++
Zoology	2.73	3.3	3.35	2	0.83	3	1.99	2.80	B++
Economics	2.73	3.09	2.9	2	0.79	4	1.99	2.65	B+
History	3.33	2.85	2.75	2	1.67	3	1.99	2.72	B+
English	3.5	3.43	2.9	2	0.79	4	2.4	2.99	B++
Tamil	3.33	3.39	2.35	2	1.21	4	1.99	2.82	B++
Malayalam	2.8	2.76	0.86	2	0.21	0	1.9	2.05	B
Hindi	2.97	2.3	0.86	2	0.21	0	1.76	1.92	C
Commerce	3.13	2.91	3.03	1.67	1.04	4	1.99	2.71	B+
Computer Science	3.33	2.85	2.55	2	1.71	0	1.99	2.64	B+
Physical Education	2.7	3.11	1.98	1.33	0.42	0	1.99	2.36	B
BBA	2.7	2.85	2.33	2.67	0.83	0	1.99	2.43	B
MBA	3.03	3.22	2.6	2	1.25	0	1.99	2.68	B+
BCA	3.23	3.02	2.51	2.67	1.71	0	1.99	2.70	B+
MCA	3.23	3.53	2.6	3	2.42	0	1.65	2.93	B++
Microbiology	2.73	3.39	2.59	1.5	1.25	0	1.99	2.65	B+
Visual Communication	2.17	2.29	2.11	3.33	0.21	0	1.85	2.04	B

Departments	Curricular Aspects	Teaching, Learning & Evaluation	Research, Innovation & Extension	Infrastructure & Learning resources	Student Support & Progression	Governance, Leadership & Management	Institutional values & Best Practices	Overall	Grade
COE	-	3.39	-	-	-	-	2.9	3.19	A
Library	-	-	-	3.25	-	-	2	2.36	B
IQAC	-	3.5	-	-	-	3.41	-	3.42	A+
Dean-Arts	3.50	2.80	-	-	-	3.00	2.33	3.04	A
Dean-Research	-	-	3.11	-	-	2.8	2.18	2.76	B++
Dean-Science	3.27	2.80	-	-	-	4.00	2.33	2.96	B++
Dean-Student Welfare	-	3	-	-	3.44	-	2.19	2.50	B
Dean-Placement	-	-	-	-	2.45	-	2.5	2.47	B
Dean-Foreign Affairs	-	-	3.88	-	2	-	-	3.29	A+
Bursar	-	-	-	4	3.47	1.71	2.27	2.35	B
NCC-Army	-	-	3	-	2.5	-	2.22	2.41	B
NCC-Nary	-	-	3	-	3	-	2.25	2.49	B
NSS-90	-	-	4	-	2.5	-	2.25	2.65	B+
NSS-91	-	-	4	-	2.5	-	2.25	2.65	B+
NSS-92	-	-	4	-	2.5	-	2.25	2.65	B+
NSS-93	-	-	4	-	2.5	-	2.25	2.65	B+
NSS-123	-	-	4	-	2.5	-	2.25	2.65	B+
NSS-124	-	-	4	-	2.5	-	2.25	2.65	B+
NSS-127	-	-	4	-	2.5	-	2.25	2.65	B+
Sports	-	-	3.5	3.5	3.25	-	2	2.83	B+
Youth Welfare	-	-	3.5	3.5	2.5	-	2	2.71	B+
Science Club	-	-	3.7	-	3	-	2.25	2.90	B++
Youth Red Cross	-	-	3.7	-	3	-	2.25	2.90	B++
Scott Adventure Club	-	-	3.7	-	2	-	2.25	2.81	B++
Rotaract Club	-	-	3.7	-	3	-	2.25	2.90	B++
Eco-Club	-	-	3.7	-	2.5	-	2.25	2.85	B++
ICTC	-	-	-	3.04	2	0	2	2.39	B
Scott Research Forum	-	-	-	-	3	-	2.3	2.35	B
Innovation Council	-	-	4	-	-	-	2.21	2.48	B
HRDC	-	-	-	-	4	-	2.5	2.71	B+
Admission	-	3	0	3.6	4	2	-	2.96	B++
Governance - Office	-	3.67	-	-	-	2.42	2.46	2.82	B++
Website	3	2.73	4	-	-	3.6	1.87	2.6	B+
Alumni	-	-	-	-	2	-	-	2.00	C
Mentor	-	3	-	-	-	-	-	3.00	B++

Dean IQAC

Principal

## Academic and Administrative Audit - 2021-2022

### Strengths and Weaknesses - College

#### Strengths :

- Feedback System
- Student Satisfaction Survey
- Curriculum Design and Development
- Evaluation Process and Reforms
- Internal Quality Assurance System
- Extension Activities
- Teacher Profile and Quality
- Student Support
- Library as a Learning Resource
- Maintenance of Campus Infrastructure
- IT Infrastructure
- Catering to Student Diversity
- Student Enrolment and Profile
- Physical Facilities
- Institutional Vision and Leadership
- Strategy Development and Deployment

#### Weaknesses :

- Financial Management and Resource Mobilization
- Teaching - Learning Process
- Institutional Values and Social Responsibilities
- Student Participation and Activities
- Academic Flexibility
- Innovation Ecosystem
- Collaboration
- Student Performance and Learning Outcomes
- Resource Mobilization for Research
- Curriculum Enrichment
- Research Publications and Awards
- Faculty Empowerment Strategies
- Alumni Engagement
- Best Practices
- Institutional Distinctiveness
- Promotion of Research and Facilities
- Consultancy
- Student Progression



## **Scott Christian College (Autonomous), Nagercoil**

### **Academic and Administrative Audit (AAA) for the year 2021-22**

**24<sup>th</sup> February 2023**

The Internal Quality Assurance Cell (IQAC) of Scott Christian College invited an External Peer Team to conduct an Academic and Administrative Audit (AAA) for the academic year 2021-2022. The team physically verified all 19 departments, 15 administrative units, 11 clubs/cells, and 9 extension units, and compiled this report based on their findings.

#### **STRENGTHS**

The automation aspect of the O/O Center of Excellence (CoE) holds significant promise. The college's implementation of the LOCI system, supported by departmental and faculty, mapping, alignment well with UGC guidelines. Research work and publications from select departments are commendable, reflecting the institution's commitment to academic excellence. While faculty members are actively engaged, their effectiveness could be further enhanced by better understanding their specific needs and strengths. Overall, the infrastructure and environment of the college are impressive. The successful implementation of Outcome-Based Education (OBE) and the development of proprietary software to assess learning outcomes demonstrate a strong commitment to delivering high-quality education and ensuring student success. Teachers are employing innovative teaching methods, including student-centered learning approaches and technology integration, which contribute to a more engaging and effective learning environment. The college has established partnerships with prominent academic and industry institutions for internships and research, providing valuable opportunities for both students and faculty. Additionally, the college ensures access to various government scholarship schemes, offering financial support to students from diverse backgrounds. We greatly appreciate the support provided by the management, Deen IQAC Dr. C. James, the IQAC committee, heads of administrative units, and HoDs throughout the audit process. Their cooperation has been instrumental in fostering a supportive college environment.

#### **WEAKNESS**

There is ambiguity in understanding metrics across disciplines and faculty QIMs, which necessitates the clarification of QnMs. This ambiguity may lead to less data being collected from each department/unit or the collection of incorrect information. Misconceptions about concepts such as best practices, distinctiveness, and many metrics in institutional values and social responsibility, as well as incubation and the ecosystem, and extension activities as per the current manual, are prevalent. ICT integration in teaching, learning, and evaluation, including their count, repository status, utility for upgrades, and

outcomes, need to be thoroughly communicated to faculty and students. Enhancing computer facilities and their utility is crucial. Many department and unit heads are unaware of the governing procedures and policies of the college. Faculty require a comprehensive understanding of expectations and detailed guidance on how to work with the RAF manual to raise the college's CGPA. Effective training and communication will be essential to address these issues and ensure that all faculty members and department heads are well-informed and capable of contributing to the college's success.

## **RECOMMENDATIONS**

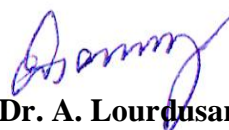
Establish formal mechanisms for regularly reviewing and updating the curriculum to ensure it remains relevant and aligned with industry demands and student needs. Continuously monitor and assess the current OBE model to ensure it is flexible and caters to different types of learners. Implement targeted academic support programs for struggling students, including study skills workshops, mentoring programs, and individual tutoring. Conduct more workshops on e-content development to create additional digital content and strengthen the institutional repository. Develop policies and infrastructure to actively promote and support faculty engagement in consultancy services. Encourage innovative projects at the UG, PG, and research levels that can have a societal impact through consultancy services. Explore possibilities for increasing institutional scholarships through alumni contributions, endowment funds, and corporate partnerships. Plan an orientation program for staff members on NASSE-RAF to ensure they are well-informed and prepared.

## **CONCLUSION**

Scott Christian College demonstrates a strong commitment to quality education and continuous improvement. While there are areas for enhancement, the college has a solid foundation and the potential to excel in all aspects of its academic and administrative operations. We express our sincere gratitude to the Management, Dean IQAC Dr. C. James, the IQAC Committee, Heads of Administrative Units, and HoDs for their cooperation and support throughout the AAA process. Their dedication and commitment to continuous improvement are commendable. By addressing these areas for improvement, Scott Christian College can continue to elevate its academic and administrative excellence.



**Prof. Dr. V. Balamurugan**  
Former Director IQAC,  
Professor, Department of Computer Science  
& Engineering  
Manonmaniam Sundaranar University  
Abishekapatti, Tirunelveli – 627 012.



**Dr. A. Lourdasamy**  
Associate Professor of Mathematics  
Former IQAC Director,  
St, Xavier College(Autonomous)  
Palayamkottai – 627002.



**Scott Christian College (Autonomous)**  
Nagercoil – 629 003, Tamil Nadu, India



**INTERNAL QUALITY ASSURANCE CELL**

# **ACADEMIC & ADMINISTRATIVE AUDIT 2021 – 2022**

## **DEPARTMENT OF MATHEMATICS**

**GRADE**

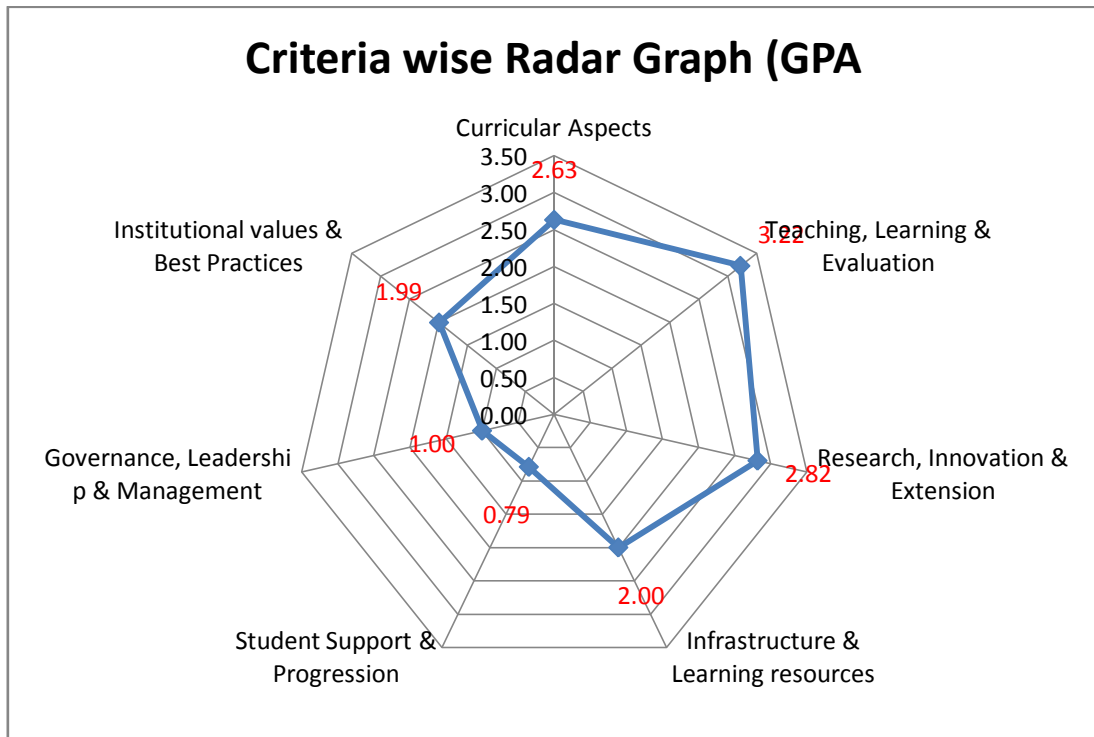
**B +**

**Score : 2.62/4**



Department : Mathematics

Academic and Administrative Audit - 2021-2022

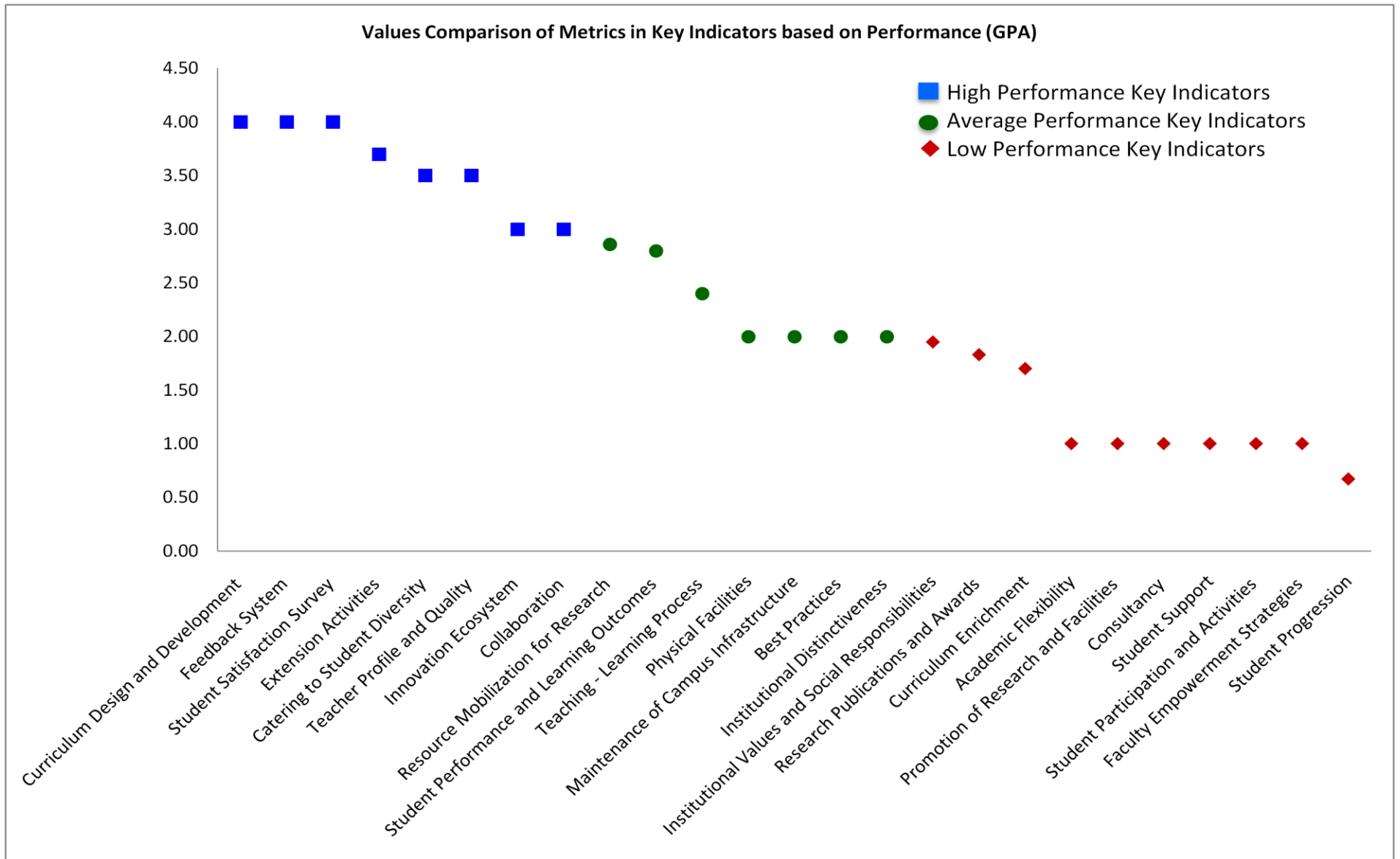


**Department : Mathematics**

**Academic and Administrative Audit - 2021-2022**

No	Criteria and Key Indicators	Key Indicator Weightage ( $W_i$ )	Key Indicator Wise Weighted Grade Points (KIWGP) <sub>i</sub>	Grade Point Averages (CrWGPI/ $W_i$ )
<b>Criterion I – Curricular Aspects</b>				
1.1	Curriculum Design and Development	50	200.00	4.00
1.2	Academic Flexibility	30	30.00	1.00
1.3	Curriculum Enrichment	50	85.00	1.70
1.4	Feedback System	20	80.00	4.00
	<b>Total</b>	<b>150</b>	<b>395.00</b>	<b>2.63</b>
<b>Criterion II – Teaching-Learning and Evaluation</b>				
2.2	Catering to Student Diversity	30	105.00	3.50
2.3	Teaching - Learning Process	50	120.00	2.40
2.4	Teacher Profile and Quality	50	175.00	3.50
2.6	Student Performance and Learning Outcomes	50	140.00	2.80
2.7	Student Satisfaction Survey	50	200.00	4.00
	<b>Total</b>	<b>230</b>	<b>740.00</b>	<b>3.22</b>
<b>Criterion III – Research, Innovations and Extension</b>				
3.1	Promotion of Research and Facilities	6	6.00	1.00
3.2	Resource Mobilization for Research	7	20.00	2.86
3.3	Innovation Ecosystem	10	30.00	3.00
3.4	Research Publications and Awards	30	55.00	1.83
3.5	Consultancy	5	5.00	1.00
3.6	Extension Activities	50	185.00	3.70
3.7	Collaboration	20	60.00	3.00
	<b>Total</b>	<b>128</b>	<b>361.00</b>	<b>2.82</b>

<b>Criterion IV – Infrastructure and Learning Resources</b>				
4.1	Physical Facilities	20	40.00	2.00
4.4	Maintenance of Campus Infrastructure	10	20.00	2.00
	<b>Total</b>	<b>30</b>	<b>60.00</b>	<b>2.00</b>
<b>Criterion V - Student Support and Progression</b>				
5.1	Student Support	8	8.00	1.00
5.2	Student Progression	30	20.00	0.67
5.3	Student Participation and Activities	10	10.00	1.00
	<b>Total</b>	<b>48</b>	<b>38.00</b>	<b>0.79</b>
<b>Criterion VI – Governance, Leadership and Management</b>				
6.3	Faculty Empowerment Strategies	10	10.00	1.00
	<b>Total</b>	<b>10</b>	<b>10.00</b>	<b>1.00</b>
<b>Criterion VII – Institutional Values and Best Practices</b>				
7.1	Institutional Values and Social Responsibilities	22	43.00	1.95
7.2	Best Practices	30	60.00	2.00
7.3	Institutional Distinctiveness	20	40.00	2.00
	<b>Total</b>	<b>72</b>	<b>143.00</b>	<b>1.99</b>
	<b>Grand Total</b>	<b>668</b>	<b>1747.00</b>	<b>2.62</b>







## Scott Christian College (Autonomous), Nagercoil



AAA 2021-22 - Assessment Sheet

Department of Mathematics

### Qualitative & Quantitative Metrics

Metric	Parameter	QIM/ QnM	Weight age	Score	Wtd. Score
	<b>Criterion I – Curricular Aspects</b>				
<b>1.1</b>	<b>Curriculum Design and Development</b>				
1.1.1	Curricula developed/adopted having Learning Outcomes including Programme Outcomes (Pos), Programme specific outcomes (PSOs) and Course Outcomes (COs) for all the UG, PG and M.Phil programmes offered by the Department and mapped them with syllabus properly.	QIM	20	4	80
1.1.2	List of programmes offered by the institution focus on employability/ entrepreneurship/ skill development and their course syllabi are adequately revised to incorporate contemporary requirements	QIM	30	4	120
<b>1.1</b>	<b>Curriculum Design and Development</b>		50	4	200
<b>1.2</b>	<b>Academic Flexibility</b>				
1.2.1	New courses introduced of the total number of courses across all programs offered during 2021-22.	QnM	30	1	30
<b>1.2</b>	<b>Academic Flexibility</b>		30	1	30
<b>1.3</b>	<b>Curriculum Enrichment</b>				
1.3.1	Institution integrates cross-cutting issues relevant to Professional Ethics, Gender, Human Values, Environment and Sustainability and other value framework enshrined in Sustainable Development Goals and National Education Policy – 2020 into the Curriculum	QIM	15	3	45
1.3.2	Number of certificate/value added courses/Diploma Programmes offered by the institutions and online courses of MOOCs, SWAYAM/e-PG Pathshala/ NPTEL and other recognized platforms where the students of the institution have enrolled and successfully completed during the last five years	QnM	25	0	0

1.3.3	Details of of programmes that have components of field projects / research projects / internships during 2021-22	QnM	10	4	40
<b>1.3</b>	<b>Curriculum Enrichment</b>		50	1.7	85
<b>1.4</b>	<b>Feedback System</b>				
1.4.1	Structured feedback for curriculum and its transaction is regularly obtained from stakeholders like Students, Teachers, Employers, Alumni, Academic peers etc., and Feedback processes of the institution may be classified as follows: A. Feedback collected, analysed, action taken & communicated to the relevant bodies and feedback hosted on the institutional website B. Feedback collected, analysed, action has been taken and communicated to the relevant bodies C. Feedback collected and analysed D. Feedback collected E. Feedback not collected	QnM	20	4	80
<b>1.4</b>	<b>Feedback System</b>		20	4	80
<b>Criterion I – Curricular Aspects</b>			150	2.63	395
<b>Criterion II – Teaching-Learning and Evaluation</b>					
<b>2.2</b>	<b>Catering to Student Diversity</b>				
2.2.1	The institution assesses the learning levels of the students, and organises special programs to cater to differential learning needs of the student	QIM	15	3	45
2.2.2	Student - Full time teacher ratio(current year data)	QnM	15	4	60
<b>2.2</b>	<b>Catering to Student Diversity</b>		30	3.5	105
<b>2.3</b>	<b>Teaching - Learning Process</b>				
2.3.1	Student centric methods, such as experiential learning, participative learning and problem solving methodologies are used for enhancing learning experiences and teachers use ICT- enabled tools including online resources for effective teaching and learning process	QIM	30	2	60
2.3.2	Ratio of students to Mentor-Mentee Schemes to address academics and student-psychological issues	QIM	10	4	40
2.3.3	Preparation and adherence to Academic Calendar and Teaching plans by the institution	QIM	10	2	20
<b>2.3</b>	<b>Teaching - Learning Process</b>		50	2.4	120

<b>2.4</b>	<b>Teacher Profile and Quality</b>				
2.4.1	Full time teachers appointed against sanctioned posts during 2021-22	QnM	15	4	60
2.4.2	Full time teachers with Ph.D. /D.Sc. / D.Litt./ L.L.D during 2021-22	QnM	25	4	100
2.4.3	Teaching experience of full time teachers in same institution number of years (Data to be provided only for the latest completed academic year)	QnM	5	3	15
2.4.4	Full time teachers working in the institution throughout during 2021-22	QnM	5	3	15
<b>2.4</b>	<b>Teacher Profile and Quality</b>		50	3.5	175
<b>2.6</b>	<b>Student Performance and Learning Outcomes</b>				
2.6.1	learning outcomes (programme and course outcome)/graduate attributes which are integrated into the assessment process and widely publicized through the website and other documents and the attainment of the same are evaluated by the Department.	QIM	30	2	60
2.6.2	Passed out details of final year students (excluding backlog students)	QnM	20	4	80
<b>2.6</b>	<b>Student Performance and Learning Outcomes</b>		50	2.8	140
<b>2.7</b>	<b>Student Satisfaction Survey</b>				
2.7.1	Online student satisfaction survey (SSS) regarding to teaching learning process.	QnM	50	4	200
<b>2.7</b>	<b>Student Satisfaction Survey</b>		50	4	200
<b>Criterion II – Teaching-Learning and Evaluation</b>			230	3.22	740
<b>Criterion III – Research, Innovations and Extension</b>					
<b>3.1</b>	<b>Promotion of Research and Facilities</b>				
3.1.3	Number of teachers receiving national/ international fellowship/financial support by various agencies for advanced studies/research during 2021-22	QnM	6	1	6
<b>3.1</b>	<b>Promotion of Research and Facilities</b>		6	1	6
<b>3.2</b>	<b>Resource Mobilization for Research</b>				
3.2.1	Grants for research received by the institution and its faculties through Government and non-government sources such as industry, corporate houses, international bodies for research project, endowment research chairs during 2021-22	QnM	2	2	4

3.2.2	Number of teachers having research projects funded by government, non-government, industry, corporate houses, international bodies during the 2021-22	QnM	2	2	4
3.2.3	Teachers recognised as research guides as in the latest completed academic year	QnM	3	4	12
<b>3.2</b>	<b>Resource Mobilization for Research</b>		7	2.86	20
<b>3.3</b>	<b>Innovation Ecosystem</b>				
3.3.1	What are the innovation done by the Department / Club including Indian Knowledge System (IKS), including awareness about IPR, establishment of IPR cell, Incubation centre and other initiatives for the creation and transfer of knowledge/technology and the outcomes of the same are evident	QIM	10	3	30
<b>3.3</b>	<b>Innovation Ecosystem</b>		10	3	30
<b>3.4</b>	<b>Research Publications and Awards</b>				
3.4.1	The institution has a stated Code of Ethics to check malpractices and plagiarism in Research and the implementation of which is ensured through the following: 1. Inclusion of research ethics in the research methodology course work 2. Presence of institutional Ethics committee (Animal, Chemical, Bio-ethics etc.) 3. Plagiarism check through software 4. Research Advisory Committee	QnM	5	4	20
3.4.2	Number of candidates registered for Ph.D. per teacher during 2021-22	QnM	5	1	5
3.4.3	Number of research papers per teacher in the Journals notified on UGC CARE List during 2021-22	QnM	5	4	20
3.4.4	Number of books and chapters in edited volumes published per teacher during 2021-22	QnM	5	0	0
3.4.5	Bibliometrics of the publications during 2021-22 based on average citation index in Scopus/ Web of Science	QnM	5	1	5
3.4.6	Bibliometrics of the publications during 2021-22 based on Scopus/ Web of Science – h-index of the Department	QnM	5	1	5
<b>3.4</b>	<b>Research Publications and Awards</b>		30	1.83	55

<b>3.5</b>	<b>Consultancy</b>				
3.5.1	Revenue generated from consultancy and corporate training during 2021-22	QnM	5	1	5
<b>3.5</b>	<b>Consultancy</b>		5	1	5
<b>3.6</b>	<b>Extension Activities</b>				
3.6.1	What are the Extension activities in the neighborhood community in terms of impact and sensitizing students to social issues and holistic development and awards received during 2021-22?	QIM	30	3.5	105
3.6.2	Number of extension and outreach Programmes conducted by the institution through organized forums including NSS/NCC with involvement of community during 2021-22	QnM	20	4	80
<b>3.6</b>	<b>Extension Activities</b>		50	3.7	185
<b>3.7</b>	<b>Collaboration</b>				
3.7.1	Number of functional MoUs/linkages with institutions/ industries in India and abroad for internship, on-the-job training, project work, student / faculty exchange and collaborative research during 2021-22	QnM	20	3	60
<b>3.7</b>	<b>Collaboration</b>		20	3	60
<b>Criterion III – Research, Innovations and Extension</b>			128	2.82	361
<b>Criterion IV – Infrastructure and Learning Resources</b>					
<b>4.1</b>	<b>Physical Facilities</b>				
4.1.1	The institution has adequate facilities for a. teaching – learning, viz., classrooms, laboratories, computing equipment etc b. ICT – enabled facilities such as smart class, LMS etc. c. Facilities for Cultural and sports activities, yoga centre, games (indoor and outdoor), Gymnasium, auditorium etc.	QIM	20	2	40
<b>4.1</b>	<b>Physical Facilities</b>		20	2	40
<b>4.4</b>	<b>Maintenance of Campus Infrastructure</b>				
4.4.2	There are established systems and procedures for maintaining and utilizing physical and academic support facilities – laboratory, library, sports complex, computers, classrooms etc	QIM	10	2	20
<b>4.4</b>	<b>Maintenance of Campus Infrastructure</b>		10	2	20
<b>Criterion IV – Infrastructure and Learning Resources</b>			30	2	60

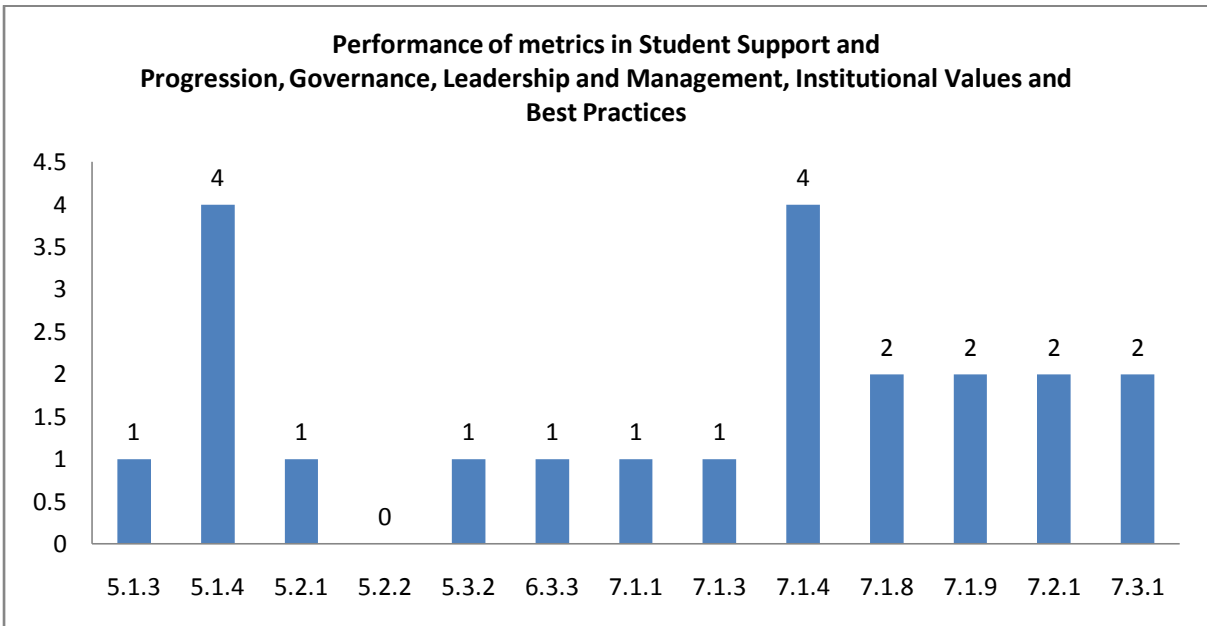
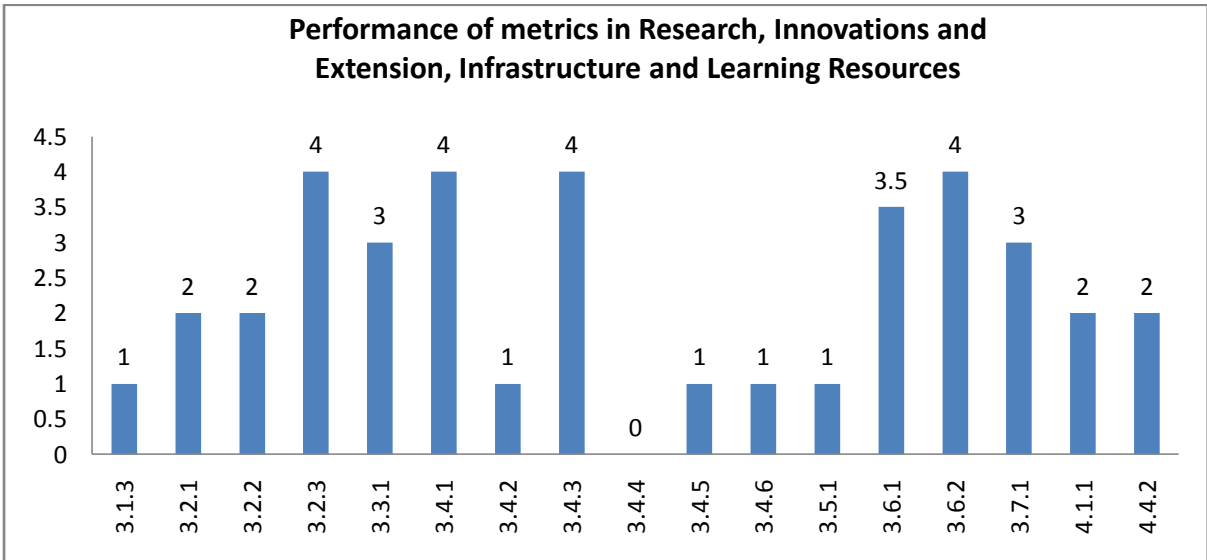
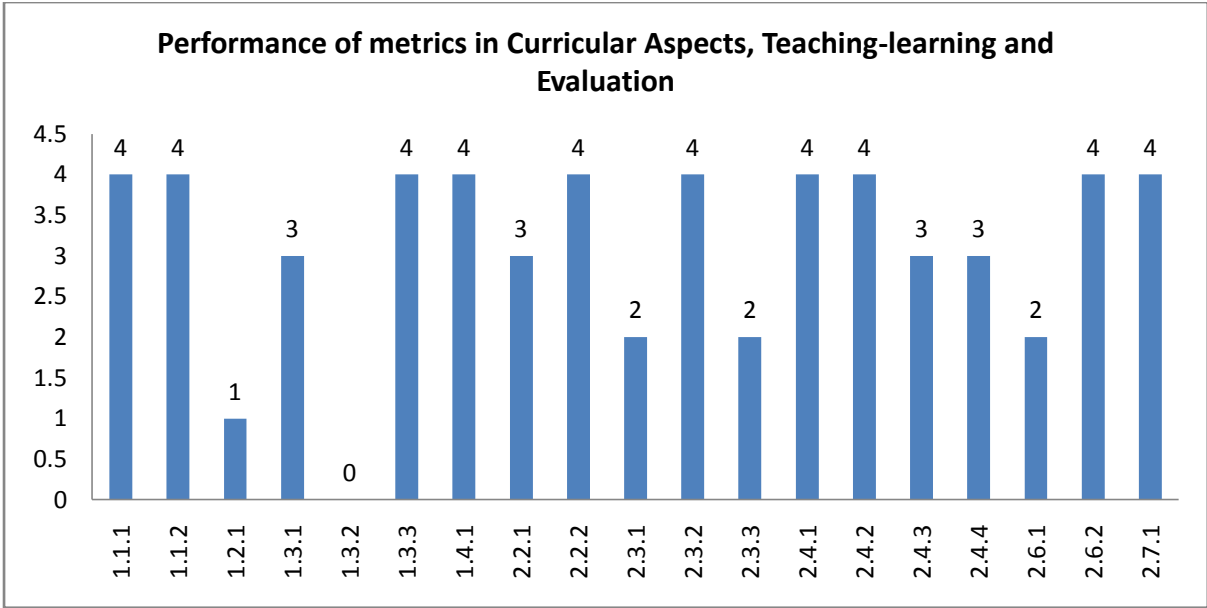
	<b>Criterion V - Student Support and Progression</b>				
<b>5.1</b>	<b>Student Support</b>				
5.1.3	Number of capability enhancement and development schemes 1. Soft skills 2. Language and communication skills 3. Life skills (Yoga, physical fitness, health and hygiene) 4. Awareness of trends in technology (Opt one)	QnM	8	1	8
5.1.4	The institution adopts the following for redressal of student grievances including sexual harassment and ragging cases 1. Implementation of guidelines of statutory/regulatory bodies 2. Organisation wide awareness and undertakings on policies with zero tolerance 3. Mechanisms for submission of online/offline students' grievances 4. Timely redressal of the grievances through appropriate committees	QnM	5	4	20
<b>5.1</b>	<b>Student Support</b>		8	1	8
<b>5.2</b>	<b>Student Progression</b>				
5.2.1	Placement of outgoing students and students progressing to higher education during 2021-22	QnM	20	1	20
5.2.2	Students qualifying in state/ national/ international level examinations out of the graduated students during 2021-22 (eg: NET/ SLET/GATE/GMAT /CAT, GRE/TOFEL/Civil Services/State government examinations)	QnM	10	0	0
<b>5.2</b>	<b>Student Progression</b>		30	0.67	20
<b>5.3</b>	<b>Student Participation and Activities</b>				
5.3.2	Presence of an active Student Council & representation of students on academic & administrative bodies/committees	QIM	10	1	10
<b>5.3</b>	<b>Student Participation and Activities</b>		10	1	10
<b>Criterion V - Student Support and Progression</b>			48	0.79	38
<b>Criterion VI – Governance, Leadership and Management</b>					
<b>6.3</b>	<b>Faculty Empowerment Strategies</b>				
6.3.3	Number of teachers undergoing online/ face-to-face Faculty Development Programmes (FDPs)/ Management Development Programmes (MDPs)	QnM	10	1	10
<b>6.3</b>	<b>Faculty Empowerment Strategies</b>		10	1	10
<b>Criterion VI – Governance, Leadership and Management</b>			10	1	10

<b>Criterion VII – Institutional Values and Best Practices</b>					
<b>7.1</b>	<b>Institutional Values and Social Responsibilities</b>				
7.1.1	Number of gender equity promotion Programmes organized by the department/club/cell/ unit during 2021-22	QIM	5	1	5
7.1.3	Waste Management steps including: a) Solid waste management b) Liquid waste management c) Biomedical waste management d) E-waste management e) Waste recycling system f) Hazardous chemicals and radioactive waste management	QIM	4	1	4
7.1.4	Rain water harvesting structures and utilization : 1. Rain water harvesting 2. Borewell /Open well recharge 3. Construction of tanks and bunds 4. Waste water recycling 5. Maintenance of water bodies and distribution system in the campus	QnM	4	4	16
7.1.8	Institutional efforts/initiatives in providing an inclusive environment i.e., tolerance and harmony towards cultural, regional, linguistic, communal socioeconomic and other diversities	QIM	5	2	10
7.1.9	Sensitization of students and employees of the Institution to the constitutional obligations: values, rights, duties and responsibilities of citizens	QIM	4	2	8
<b>7.1</b>	<b>Institutional Values and Social Responsibilities</b>		22	1.95	43
<b>7.2</b>	<b>Best Practices</b>				
7.2.1	Describe any one best practice followed by the Department / Cell / Body / Committee / Club/Unit	QIM	30	2	60
<b>7.2</b>	<b>Best Practices</b>		30	2	60
<b>7.3</b>	<b>Institutional Distinctiveness</b>				
7.3.1	Describe/Explain the performance the Department in one area distinctive to its Vision, Priority & Thrust	QIM	20	2	40
<b>7.3</b>	<b>Institutional Distinctiveness</b>		20	2	40
<b>Criterion VII – Institutional Values and Best Practices</b>			72	1.99	143

	<b>Criteria-wise Assessment</b>		<b>Weight age (W)</b>	<b>Score</b>	<b>Wtd Grade Point (WGP)</b>
1	Curricular Aspects		150.00	2.63	395.00
2	Teaching, Learning & Evaluation		230.00	3.22	740.00
3	Research, Innovation & Extension		128.00	2.82	361.00
4	Infrastructure & Learning resources		30.00	2.00	60.00
5	Student Support & Progression		48.00	0.79	38.00
6	Governance, Leadership & Management		10.00	1.00	10.00
7	Institutional values & Best Practices		72.00	1.99	143.00
	<b>Overall:-</b>		<b>668.00</b>	<b>2.62</b>	<b>1747.00</b>







## Department : Mathematics

### Academic and Administrative Audit - 2021-2022

#### Strengths and Weaknesses

##### Strengths :

- Curriculum Design and Development
- Feedback System
- Student Satisfaction Survey
- Extension Activities
- Catering to Student Diversity
- Teacher Profile and Quality
- Innovation Ecosystem
- Collaboration

##### Weaknesses :

- Resource Mobilization for Research
- Student Performance and Learning Outcomes
- Teaching - Learning Process
- Physical Facilities
- Maintenance of Campus Infrastructure
- Best Practices
- Institutional Distinctiveness
- Institutional Values and Social Responsibilities
- Research Publications and Awards
- Curriculum Enrichment
- Academic Flexibility
- Promotion of Research and Facilities
- Consultancy
- Student Support
- Student Participation and Activities
- Faculty Empowerment Strategies
- Student Progression



**Scott Christian College (Autonomous)**  
Nagercoil – 629 003, Tamil Nadu, India



**INTERNAL QUALITY ASSURANCE CELL**

# **ACADEMIC & ADMINISTRATIVE AUDIT 2021-2022**

## **DEPARTMENT OF BOTANY**

**GRADE**

**B +**

**Score : 2.67/4**

Department : Botany

Academic and Administrative Audit - 2021-2022

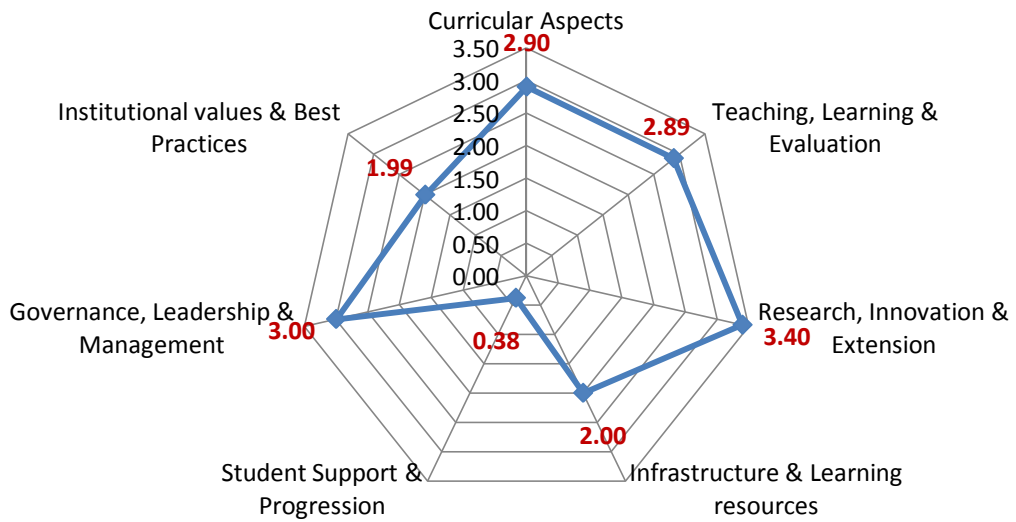
No	Criteria	Weightage (W1)	Criterion-wise Weighted Grade Point (CrWGP1)	Grade Point Averages (CrWGP <sub>i</sub> /W <sub>i</sub> )
1	Curricular Aspects	150.00	435.00	2.90
2	Teaching, Learning & Evaluation	230.00	665.00	2.89
3	Research, Innovation & Extension	128.00	435.00	3.40
4	Infrastructure & Learning resources	30.00	60.00	2.00
5	Student Support & Progression	48.00	18.00	0.38
6	Governance, Leadership & Management	10.00	30.00	3.00
7	Institutional values & Best Practices	72.00	143.00	1.99
	<b>Total</b>	<b>668.00</b>	<b>1786.00</b>	<b>2.67</b>
		<b>CGPA : 2.67</b>		

Dean IQAC

Principal

Department : Botany

### Criteria wise Radar Graph (GPA)



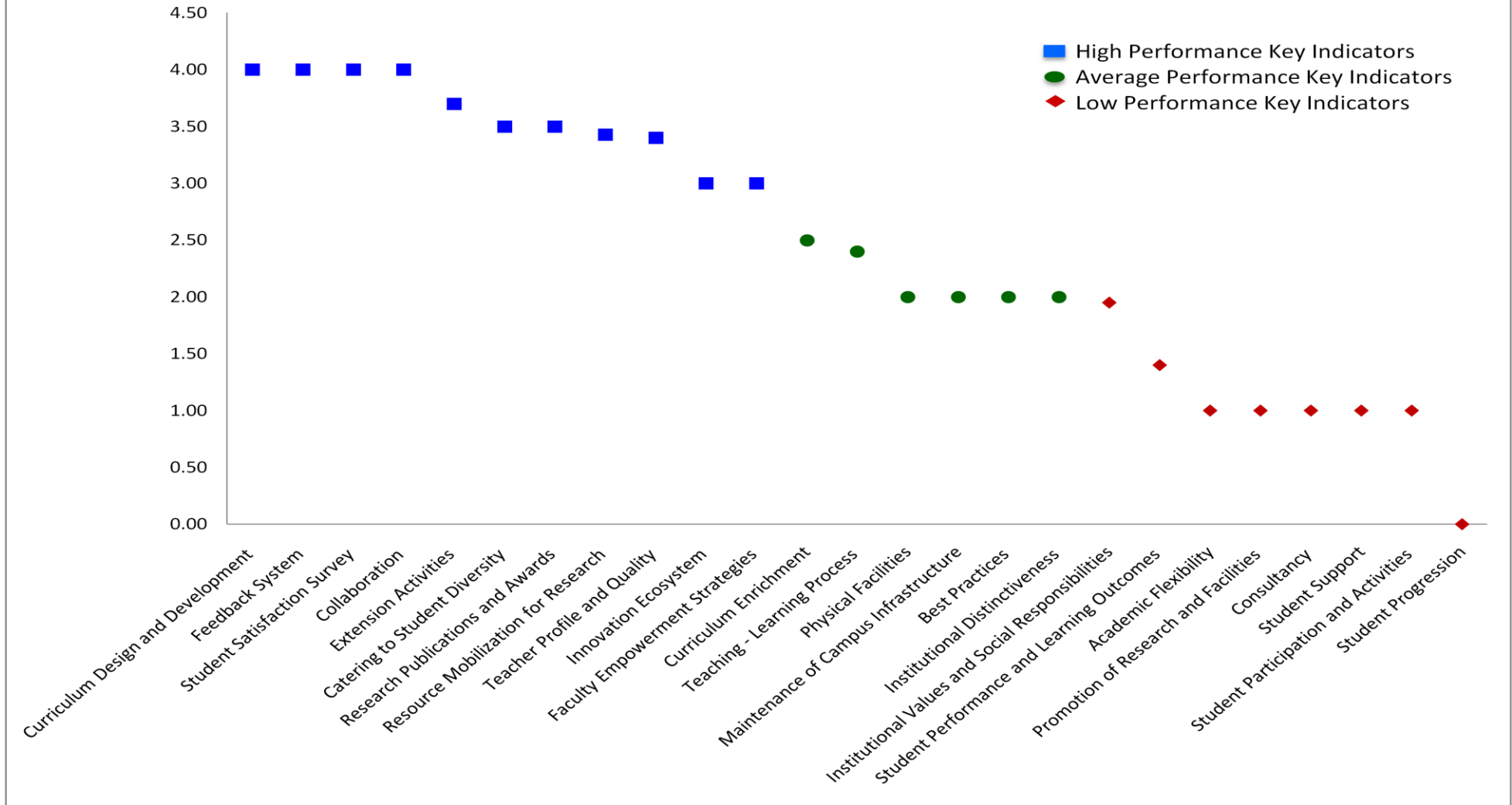
Department : Botany

Academic and Administrative Audit - 2021-2022

No	Criteria and Key Indicators	Key Indicator Weightage (W <sub>i</sub> )	Key Indicator Wise Weighted Grade Points (KIWGP) <sub>i</sub>	Grade Point Averages (CrWGPI/W <sub>i</sub> )
<b>Criterion I – Curricular Aspects</b>				
1.1	Curriculum Design and Development	50	200.00	4.00
1.2	Academic Flexibility	30	30.00	1.00
1.3	Curriculum Enrichment	50	125.00	2.50
1.4	Feedback System	20	80.00	4.00
	<b>Total</b>	<b>150</b>	<b>435.00</b>	<b>2.90</b>
<b>Criterion II – Teaching-Learning and Evaluation</b>				
2.2	Catering to Student Diversity	30	105.00	3.50
2.3	Teaching - Learning Process	50	120.00	2.40
2.4	Teacher Profile and Quality	50	170.00	3.40
2.6	Student Performance and Learning Outcomes	50	70.00	1.40
2.7	Student Satisfaction Survey	50	200.00	4.00
	<b>Total</b>	<b>230</b>	<b>665.00</b>	<b>2.89</b>
<b>Criterion III – Research, Innovations and Extension</b>				
3.1	Promotion of Research and Facilities	6	6.00	1.00
3.2	Resource Mobilization for Research	7	24.00	3.43
3.3	Innovation Ecosystem	10	30.00	3.00
3.4	Research Publications and Awards	30	105.00	3.50
3.5	Consultancy	5	5.00	1.00
3.6	Extension Activities	50	185.00	3.70
3.7	Collaboration	20	80.00	4.00
	<b>Total</b>	<b>128</b>	<b>435.00</b>	<b>3.40</b>

<b>Criterion IV – Infrastructure and Learning Resources</b>				
4.1	Physical Facilities	20	40.00	2.00
4.4	Maintenance of Campus Infrastructure	10	20.00	2.00
	<b>Total</b>	<b>30</b>	<b>60.00</b>	<b>2.00</b>
<b>Criterion V - Student Support and Progression</b>				
5.1	Student Support	8	8.00	1.00
5.2	Student Progression	30	0.00	0.00
5.3	Student Participation and Activities	10	10.00	1.00
	<b>Total</b>	<b>48</b>	<b>18.00</b>	<b>0.38</b>
<b>Criterion VI – Governance, Leadership and Management</b>				
6.3	Faculty Empowerment Strategies	10	30.00	3.00
	<b>Total</b>	<b>10</b>	<b>30.00</b>	<b>3.00</b>
<b>Criterion VII – Institutional Values and Best Practices</b>				
7.1	Institutional Values and Social Responsibilities	22	43.00	1.95
7.2	Best Practices	30	60.00	2.00
7.3	Institutional Distinctiveness	20	40.00	2.00
	<b>Total</b>	<b>72</b>	<b>143.00</b>	<b>1.99</b>
	<b>Grand Total</b>	<b>668</b>	<b>1786.00</b>	<b>2.67</b>

**Values Comparison of Metrics in Key Indicators based on Performance (GPA)**







## Scott Christian College (Autonomous), Nagercoil



AAA 2021-22 - Assessment Sheet

Department of Botany

### Qualitative & Quantitative Metrics

Metric	Parameter	QIM/ QnM	Weight age	Score	Wtd. Score
	<b>Criterion I – Curricular Aspects</b>				
<b>1.1</b>	<b>Curriculum Design and Development</b>				
1.1.1	Curricula developed/adopted having Learning Outcomes including Programme Outcomes (Pos), Programme specific outcomes (PSOs) and Course Outcomes (COs) for all the UG, PG and M.Phil programmes offered by the Department and mapped them with syllabus properly.	QIM	20	4	80
1.1.2	List of programmes offered by the institution focus on employability/ entrepreneurship/ skill development and their course syllabi are adequately revised to incorporate contemporary requirements	QIM	30	4	120
<b>1.1</b>	<b>Curriculum Design and Development</b>		<b>50</b>	<b>4</b>	<b>200</b>
<b>1.2</b>	<b>Academic Flexibility</b>				
1.2.1	New courses introduced of the total number of courses across all programs offered during 2021-22.	QnM	30	1	30
<b>1.2</b>	<b>Academic Flexibility</b>		<b>30</b>	<b>1</b>	<b>30</b>
<b>1.3</b>	<b>Curriculum Enrichment</b>				
1.3.1	Institution integrates cross-cutting issues relevant to Professional Ethics, Gender, Human Values, Environment and Sustainability and other value framework enshrined in Sustainable Development Goals and National Education Policy – 2020 into the Curriculum	QIM	15	4	60

1.3.2	Number of certificate/value added courses/Diploma Programmes offered by the institutions and online courses of MOOCs, SWAYAM/e-PG Pathshala/NPTEL and other recognized platforms where the students of the institution have enrolled and successfully completed during the last five years	QnM	25	1	25
1.3.3	Details of of programmes that have components of field projects / research projects / internships during 2021-22	QnM	10	4	40
<b>1.3</b>	<b>Curriculum Enrichment</b>		50	2.5	125
<b>1.4</b>	<b>Feedback System</b>				
1.4.1	Structured feedback for curriculum and its transaction is regularly obtained from stakeholders like Students, Teachers, Employers, Alumni, Academic peers etc., and Feedback processes of the institution may be classified as follows: A. Feedback collected, analysed, action taken & communicated to the relevant bodies and feedback hosted on the institutional website B. Feedback collected, analysed, action has been taken and communicated to the relevant bodies C. Feedback collected and analysed D. Feedback collected E. Feedback not collected	QnM	20	4	80
<b>1.4</b>	<b>Feedback System</b>		20	4	80
<b>Criterion I – Curricular Aspects</b>			150	2.9	435
<b>Criterion II – Teaching-Learning and Evaluation</b>					
<b>2.2</b>	<b>Catering to Student Diversity</b>				
2.2.1	The institution assesses the learning levels of the students, after admission and organises special programs for advanced learners and slow learners	QIM	15	3	45
2.2.2	Student - Full time teacher ratio(current year data)	QnM	15	4	60
<b>2.2</b>	<b>Catering to Student Diversity</b>		30	3.5	105


<b>2.3</b>	<b>Teaching - Learning Process</b>				
2.3.1	Student centric methods, such as experiential learning, participative learning and problem solving methodologies are used for enhancing learning experiences and teachers use ICT- enabled tools including online resources for effective teaching and learning process	QIM	30	2	60
2.3.2	Ratio of students to Mentor-Mentee Schemes to address academics and student-psychological issues	QIM	10	4	40
2.3.3	Preparation and adherence to Academic Calendar and Teaching plans by the institution	QIM	10	2	20
<b>2.3</b>	<b>Teaching - Learning Process</b>		50	2.4	120
<b>2.4</b>	<b>Teacher Profile and Quality</b>				
2.4.1	Full time teachers appointed against sanctioned posts during 2021-22	QnM	15	4	60
2.4.2	Full time teachers with Ph.D. /D.Sc. / D.Litt./ L.L.D during 2021-22	QnM	25	4	100
2.4.3	Teaching experience of full time teachers in same institution number of years (Data to be provided only for the latest completed academic year)	QnM	5	2	10
2.4.4	Full time teachers working in the institution throughout during 2021-22	QnM	5	2	10
<b>2.4</b>	<b>Teacher Profile and Quality</b>		50	3.4	170
<b>2.6</b>	<b>Student Performance and Learning Outcomes</b>				
2.6.1	learning outcomes (programme and course outcome)/graduate attributes which are integrated into the assessment process and widely publicized through the website and other documents and the attainment of the same are evaluated by the Department.	QIM	30	1	30
2.6.2	Passed out details of final year students (excluding backlog students)	QnM	20	2	40
<b>2.6</b>	<b>Student Performance and Learning Outcomes</b>		50	1.4	70
<b>2.7</b>	<b>Student Satisfaction Survey</b>				
2.7.1	Online student satisfaction survey (SSS) regarding to teaching learning process.	QnM	50	4	200
<b>2.7</b>	<b>Student Satisfaction Survey</b>		50	4	200
<b>Criterion II – Teaching-Learning and Evaluation</b>			230	2.89	665

	<b>Criterion III – Research, Innovations and Extension</b>				
<b>3.1</b>	<b>Promotion of Research and Facilities</b>				
3.1.3	Number of teachers receiving national/international fellowship/financial support by various agencies for advanced studies/research during 2021-22	QnM	6	1	<b>6</b>
<b>3.1</b>	<b>Promotion of Research and Facilities</b>		6	1	6
<b>3.2</b>	<b>Resource Mobilization for Research</b>				
3.2.1	Grants for research received by the institution and its faculties through Government and non-government sources such as industry, corporate houses, international bodies for research project, endowment research chairs during 2021-22	QnM	2	4	<b>8</b>
3.2.2	Number of teachers having research projects funded by government, non-government, industry, corporate houses, international bodies during the 2021-22	QnM	2	2	<b>4</b>
3.2.3	Teachers recognised as research guides as in the latest completed academic year	QnM	3	4	<b>12</b>
<b>3.2</b>	<b>Resource Mobilization for Research</b>		7	3.43	24
<b>3.3</b>	<b>Innovation Ecosystem</b>				
3.3.1	What are the innovation done by the Department / Club including Indian Knowledge System (IKS), including awareness about IPR, establishment of IPR cell, Incubation centre and other initiatives for the creation and transfer of knowledge/technology and the outcomes of the same are evident	QIM	10	<b>3</b>	<b>30</b>
<b>3.3</b>	<b>Innovation Ecosystem</b>		10	3	30
<b>3.4</b>	<b>Research Publications and Awards</b>				
3.4.1	The institution has a stated Code of Ethics to check malpractices and plagiarism in Research and the implementation of which is ensured through the following: 1. Inclusion of research ethics in the research methodology course work 2. Presence of institutional Ethics committee (Animal, Chemical, Bio-ethics etc.) 3. Plagiarism check through software 4. Research Advisory Committee	QnM	5	4	20

3.4.2	Number of candidates registered for Ph.D. per teacher during 2021-22	QnM	5	2	10
3.4.3	Number of research papers per teacher in the Journals notified on UGC CARE List during 2021-22	QnM	5	4	20
3.4.4	Number of books and chapters in edited volumes published per teacher during 2021-22	QnM	5	4	20
3.4.5	Bibliometrics of the publications during 2021-22 based on average citation index in Scopus/ Web of Science	QnM	5	4	20
3.4.6	Bibliometrics of the publications during 2021-22 based on Scopus/ Web of Science – h-index of the Department	QnM	5	3	15
<b>3.4</b>	<b>Research Publications and Awards</b>		<b>30</b>	<b>3.5</b>	<b>105</b>
<b>3.5</b>	<b>Consultancy</b>				
3.5.1	Revenue generated from consultancy and corporate training during 2021-22	QnM	5	1	5
<b>3.5</b>	<b>Consultancy</b>		<b>5</b>	<b>1</b>	<b>5</b>
<b>3.6</b>	<b>Extension Activities</b>				
3.6.1	What are the Extension activities in the neighborhood community in terms of impact and sensitizing students to social issues and holistic development and awards received during 2021-22?	QIM	30	3.5	105
3.6.2	Number of extension and outreach Programmes conducted by the institution through organized forums including NSS/NCC with involvement of community during 2021-22	QnM	20	4	80
<b>3.6</b>	<b>Extension Activities</b>		<b>50</b>	<b>3.7</b>	<b>185</b>
<b>3.7</b>	<b>Collaboration</b>				
3.7.1	Number of functional MoUs/linkages with institutions/ industries in India and abroad for internship, on-the-job training, project work, student / faculty exchange and collaborative research during 2021-22	QnM	20	4	<b>80</b>
<b>3.7</b>	<b>Collaboration</b>		<b>20</b>	<b>4</b>	<b>80</b>
<b>Criterion III – Research, Innovations and Extension</b>			<b>128</b>	<b>3.4</b>	<b>435</b>

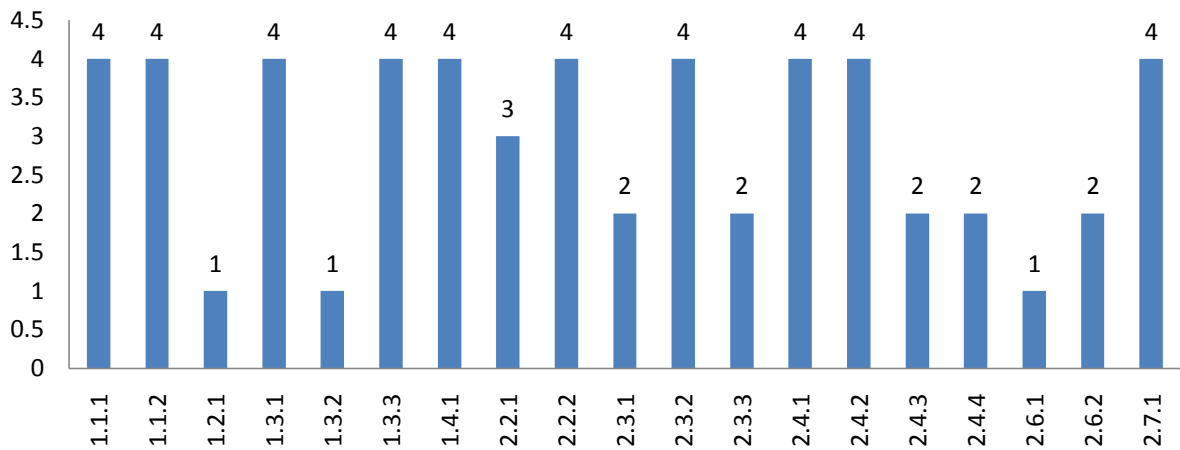
	<b>Criterion IV – Infrastructure and Learning Resources</b>				
<b>4.1</b>	<b>Physical Facilities</b>				
4.1.1	The institution has adequate facilities for a. teaching – learning, viz., classrooms, laboratories, computing equipment etc b. ICT – enabled facilities such as smart class, LMS etc. c. Facilities for Cultural and sports activities, yoga centre, games (indoor and outdoor), Gymnasium, auditorium etc.	QIM	20	2	40
<b>4.1</b>	<b>Physical Facilities</b>		20	2	40
<b>4.4</b>	<b>Maintenance of Campus Infrastructure</b>				
4.4.2	There are established systems and procedures for maintaining and utilizing physical and academic support facilities – laboratory, library, sports complex, computers, classrooms etc	QIM	10	2	20
<b>4.4</b>	<b>Maintenance of Campus Infrastructure</b>		10	2	20
<b>Criterion IV – Infrastructure and Learning Resources</b>			30	2	60
	<b>Criterion V - Student Support and Progression</b>				
<b>5.1</b>	<b>Student Support</b>				
5.1.3	Number of capability enhancement and development schemes 1. Soft skills 2. Language and communication skills 3. Life skills (Yoga, physical fitness, health and hygiene) 4. Awareness of trends in technology (Opt one)	QnM	8	1	8
5.1.4	The institution adopts the following for redressal of student grievances including sexual harassment and ragging cases 1. Implementation of guidelines of statutory/regulatory bodies 2. Organisation wide awareness and undertakings on policies with zero tolerance 3. Mechanisms for submission of online/offline students' grievances 4. Timely redressal of the grievances through appropriate committees	QnM	5	4	20
<b>5.1</b>	<b>Student Support</b>		8	1	8

<b>5.2</b>	<b>Student Progression</b>				
5.2.1	Placement of outgoing students and students progressing to higher education during 2021-22	QnM	20	0	0
5.2.2	Students qualifying in state/ national/ international level examinations out of the graduated students during 2021-22 (eg: NET/ SLET/GATE/GMAT /CAT, GRE/TOFEL/Civil Services/State government examinations)	QnM	10	0	0
<b>5.2</b>	<b>Student Progression</b>		30	0	0
<b>5.3</b>	<b>Student Participation and Activities</b>				
5.3.2	Presence of an active Student Council & representation of students on academic & administrative bodies/committees	QIM	10	1	10
<b>5.3</b>	<b>Student Participation and Activities</b>		10	1	10
<b>Criterion V - Student Support and Progression</b>			48	0.38	18
<b>Criterion VI – Governance, Leadership and Management</b>					
<b>6.3</b>	<b>Faculty Empowerment Strategies</b>				
6.3.3	Number of teachers undergoing online/ face-to-face Faculty Development Programmes (FDPs)/ Management Development Programmes (MDPs)	QnM	10	3	30
<b>6.3</b>	<b>Faculty Empowerment Strategies</b>		10	3	30
<b>Criterion VI – Governance, Leadership and Management</b>			10	3	30
<b>Criterion VII – Institutional Values and Best Practices</b>					
<b>7.1</b>	<b>Institutional Values and Social Responsibilities</b>				
7.1.1	Number of gender equity promotion Programmes organized by the department/club/cell/ unit during 2021-22	QIM	5	1	5
7.1.3	Waste Management steps including: a) Solid waste management b) Liquid waste management c) Biomedical waste management d) E-waste management e) Waste recycling system f) Hazardous chemicals and radioactive waste management	QIM	4	1	4

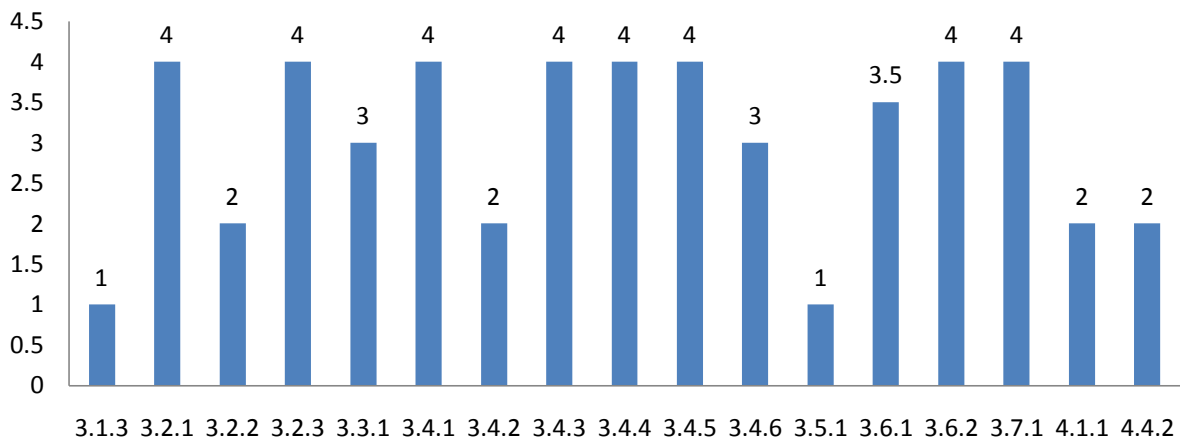
7.1.4	Rain water harvesting structures and utilization : 1. Rain water harvesting 2. Borewell /Open well recharge 3. Construction of tanks and bunds 4. Waste water recycling 5. Maintenance of water bodies and distribution system in the campus	QnM	4	4	<b>16</b>
7.1.8	Institutional efforts/initiatives in providing an inclusive environment i.e., tolerance and harmony towards cultural, regional, linguistic, communal socioeconomic and other diversities	QIM	5	2	<b>10</b>
7.1.9	Sensitization of students and employees of the Institution to the constitutional obligations: values, rights, duties and responsibilities of citizens	QIM	4	2	<b>8</b>
<b>7.1</b>	<b>Institutional Values and Social Responsibilities</b>		<b>22</b>	<b>1.95</b>	<b>43</b>
<b>7.2</b>	<b>Best Practices</b>				
7.2.1	Describe any one best practice followed by the Department / Cell / Body / Committee / Club/Unit	QIM	30	2	60
<b>7.2</b>	<b>Best Practices</b>		<b>30</b>	<b>2</b>	<b>60</b>
<b>7.3</b>	<b>Institutional Distinctiveness</b>				
7.3.1	Describe/Explain the performance the Department in one area distinctive to its Vision, Priority & Thrust	QIM	20	2	40
<b>7.3</b>	<b>Institutional Distinctiveness</b>		<b>20</b>	<b>2</b>	<b>40</b>
<b>Criterion VII – Institutional Values and Best Practices</b>			<b>72</b>	<b>1.99</b>	<b>143</b>
					
<b>Criteria-wise Assessment</b>			<b>Weight age (W)</b>	<b>Score</b>	<b>Wtd Grade Point (WGP)</b>
1	Curricular Aspects		150.00	2.90	435.00
2	Teaching, Learning & Evaluation		230.00	2.89	665.00
3	Research, Innovation & Extension		128.00	3.40	435.00
4	Infrastructure & Learning resources		30.00	2.00	60.00
5	Student Support & Progression		48.00	0.38	18.00
6	Governance, Leadership & Management		10.00	3.00	30.00
7	Institutional values & Best Practices		72.00	1.99	143.00
<b>Overall:-</b>			<b>668.00</b>	<b>2.67</b>	<b>1786.00</b>



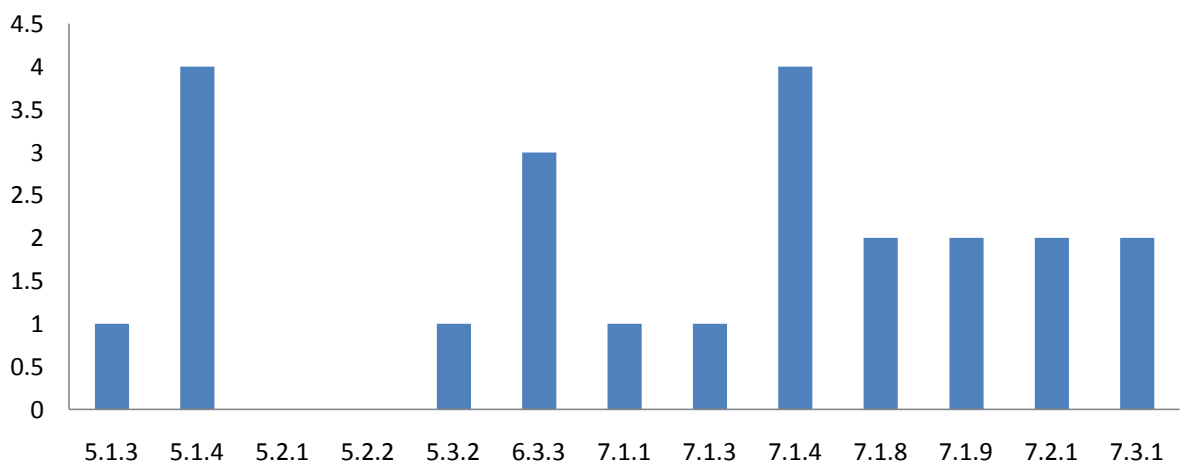
### Performance of metrics in Curricular Aspects, Teaching-learning and Evaluation



### Performance of metrics in Research, Innovations and Extension, Infrastructure and Learning Resources



### Performance of metrics in Student Support and Progression, Governance, Leadership and Management, Institutional Values and Best Practices



## Department : Botany

### Academic and Administrative Audit - 2021-2022

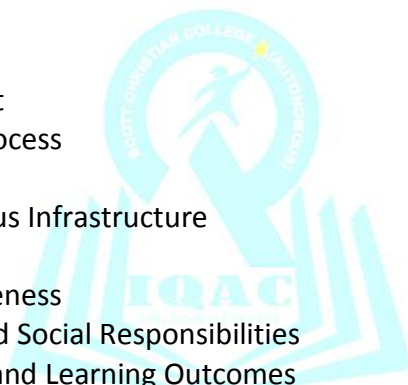
#### Strengths and Weaknesses

##### **Strengths :**

- Curriculum Design and Development
- Feedback System
- Student Satisfaction Survey
- Collaboration
- Extension Activities
- Catering to Student Diversity
- Research Publications and Awards
- Resource Mobilization for Research
- Teacher Profile and Quality
- Innovation Ecosystem
- Faculty Empowerment Strategies

##### **Weaknesses :**

- Curriculum Enrichment
- Teaching - Learning Process
- Physical Facilities
- Maintenance of Campus Infrastructure
- Best Practices
- Institutional Distinctiveness
- Institutional Values and Social Responsibilities
- Student Performance and Learning Outcomes
- Academic Flexibility
- Promotion of Research and Facilities
- Consultancy
- Student Support
- Student Participation and Activities
- Student Progression





**Scott Christian College (Autonomous)**

Nagercoil – 629 003, Tamil Nadu, India

**INTERNAL QUALITY ASSURANCE CELL**



# **ACADEMIC & ADMINISTRATIVE AUDIT 2021-2022**

## **DEPARTMENT OF CHEMISTRY**

**GRADE**

**B + +**

**Score : 2.91/4**

**Department : Chemistry**

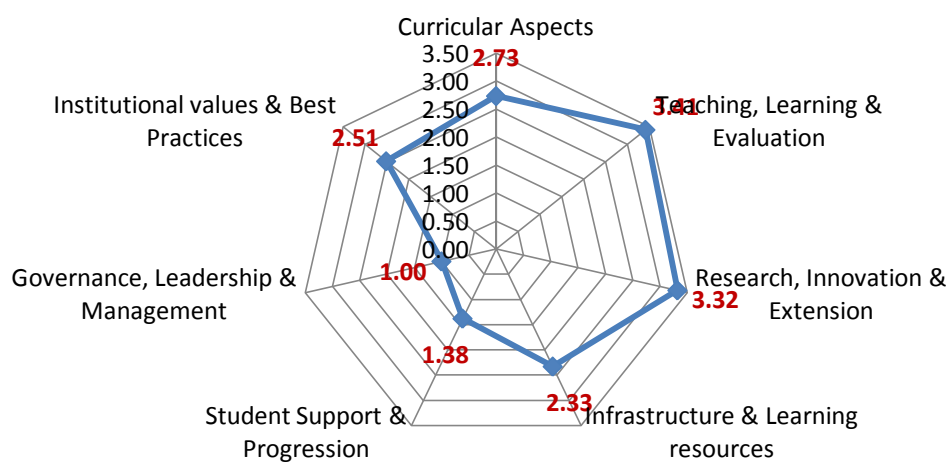
**Academic and Administrative Audit - 2021-2022**

<b>No</b>	<b>Criteria</b>	<b>Weightage (W1)</b>	<b>Criterion-wise Weighted Grade Point (CrWGP1)</b>	<b>Grade Point Averages (CrWGP<sub>i</sub>/W<sub>i</sub>)</b>
1	Curricular Aspects	150.00	410.00	2.73
2	Teaching, Learning & Evaluation	230.00	785.00	3.41
3	Research, Innovation & Extension	128.00	425.00	3.32
4	Infrastructure & Learning resources	30.00	70.00	2.33
5	Student Support & Progression	48.00	66.00	1.38
6	Governance, Leadership & Management	10.00	10.00	1.00
7	Institutional values & Best Practices	72.00	180.50	2.51
	<b>Total</b>	<b>668.00</b>	<b>1946.50</b>	<b>2.91</b>
	<b>CGPA : 2.91</b>			

Dean IQAC

Principal

### Criteria wise Radar Graph (GPA)

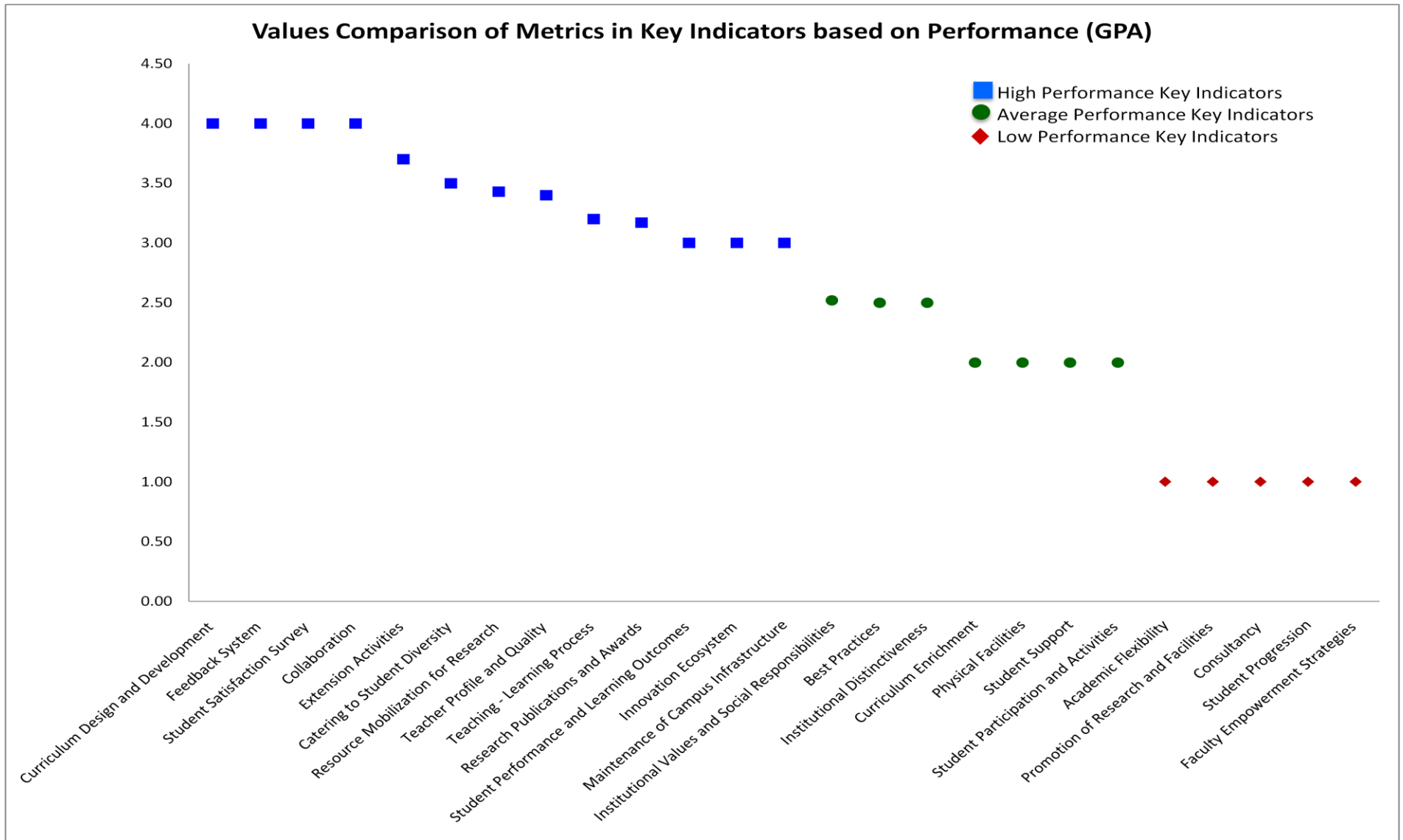


Department : Chemistry

Academic and Administrative Audit - 2021-2022

No	Criteria and Key Indicators	Key Indicator Weightage (W <sub>i</sub> )	Key Indicator Wise Weighted Grade Points (KIWGP) <sub>i</sub>	Grade Point Averages (CrWGPI/W <sub>i</sub> )
<b>Criterion I – Curricular Aspects</b>				
1.1	Curriculum Design and Development	50	200.00	4.00
1.2	Academic Flexibility	30	30.00	1.00
1.3	Curriculum Enrichment	50	100.00	2.00
1.4	Feedback System	20	80.00	4.00
	<b>Total</b>	<b>150</b>	<b>410.00</b>	<b>2.73</b>
<b>Criterion II – Teaching-Learning and Evaluation</b>				
2.2	Catering to Student Diversity	30	105.00	3.50
2.3	Teaching - Learning Process	50	160.00	3.20
2.4	Teacher Profile and Quality	50	170.00	3.40
2.6	Student Performance and Learning Outcomes	50	150.00	3.00
2.7	Student Satisfaction Survey	50	200.00	4.00
	<b>Total</b>	<b>230</b>	<b>785.00</b>	<b>3.41</b>
<b>Criterion III – Research, Innovations and Extension</b>				
3.1	Promotion of Research and Facilities	6	6.00	1.00
3.2	Resource Mobilization for Research	7	24.00	3.43
3.3	Innovation Ecosystem	10	30.00	3.00
3.4	Research Publications and Awards	30	95.00	3.17
3.5	Consultancy	5	5.00	1.00
3.6	Extension Activities	50	185.00	3.70
3.7	Collaboration	20	80.00	4.00
	<b>Total</b>	<b>128</b>	<b>425.00</b>	<b>3.32</b>

<b>Criterion IV – Infrastructure and Learning Resources</b>				
4.1	Physical Facilities	20	40.00	2.00
4.4	Maintenance of Campus Infrastructure	10	30.00	3.00
	<b>Total</b>	<b>30</b>	<b>70.00</b>	<b>2.33</b>
<b>Criterion V - Student Support and Progression</b>				
5.1	Student Support	8	16.00	2.00
5.2	Student Progression	30	30.00	1.00
5.3	Student Participation and Activities	10	20.00	2.00
	<b>Total</b>	<b>48</b>	<b>66.00</b>	<b>1.38</b>
<b>Criterion VI – Governance, Leadership and Management</b>				
6.3	Faculty Empowerment Strategies	10	10.00	1.00
	<b>Total</b>	<b>10</b>	<b>10.00</b>	<b>1.00</b>
<b>Criterion VII – Institutional Values and Best Practices</b>				
7.1	Institutional Values and Social Responsibilities	22	55.50	2.52
7.2	Best Practices	30	75.00	2.50
7.3	Institutional Distinctiveness	20	50.00	2.50
	<b>Total</b>	<b>72</b>	<b>180.50</b>	<b>2.51</b>
	<b>Grand Total</b>	<b>668</b>	<b>1946.50</b>	<b>2.91</b>







## Scott Christian College (Autonomous), Nagercoil



AAA 2021-22 - Assessment Sheet

Department of Chemistry

### Qualitative & Quantitative Metrics

Metric	Parameter	QIM/ QnM	Weight age	Score	Wtd. Score
	<b>Criterion I – Curricular Aspects</b>				
<b>1.1</b>	<b>Curriculum Design and Development</b>				
1.1.1	Curricula developed/adopted having Learning Outcomes including Programme Outcomes (Pos), Programme specific outcomes (PSOs) and Course Outcomes (COs) for all the UG, PG and M.Phil programmes offered by the Department and mapped them with syllabus properly.	QIM	20	4	80
1.1.2	List of programmes offered by the institution focus on employability/ entrepreneurship/ skill development and their course syllabi are adequately revised to incorporate contemporary requirements	QIM	30	4	120
<b>1.1</b>	<b>Curriculum Design and Development</b>		50	4	200
<b>1.2</b>	<b>Academic Flexibility</b>				
1.2.1	New courses introduced of the total number of courses across all programs offered during 2021-22.	QnM	30	1	30
<b>1.2</b>	<b>Academic Flexibility</b>		30	1	30
<b>1.3</b>	<b>Curriculum Enrichment</b>				
1.3.1	Institution integrates cross-cutting issues relevant to Professional Ethics, Gender, Human Values, Environment and Sustainability and other value framework enshrined in Sustainable Development Goals and National Education Policy – 2020 into the Curriculum	QIM	15	4	60
1.3.2	Number of certificate/value added courses/Diploma Programmes offered by the institutions and online courses of MOOCs, SWAYAM/e-PG Pathshala/ NPTEL and other recognized platforms where the students of the institution have enrolled and successfully completed during the last five years	QnM	25	0	0

1.3.3	Details of of programmes that have components of field projects / research projects / internships during 2021-22	QnM	10	4	40
<b>1.3</b>	<b>Curriculum Enrichment</b>		50	2	100
<b>1.4</b>	<b>Feedback System</b>				
1.4.1	Structured feedback for curriculum and its transaction is regularly obtained from stakeholders like Students, Teachers, Employers, Alumni, Academic peers etc., and Feedback processes of the institution may be classified as follows: A. Feedback collected, analysed, action taken & communicated to the relevant bodies and feedback hosted on the institutional website B. Feedback collected, analysed, action has been taken and communicated to the relevant bodies C. Feedback collected and analysed D. Feedback collected E. Feedback not collected	QnM	20	4	80
<b>1.4</b>	<b>Feedback System</b>		20	4	80
<b>Criterion I – Curricular Aspects</b>			150	2.73	410
<b>Criterion II – Teaching-Learning and Evaluation</b>					
<b>2.2</b>	<b>Catering to Student Diversity</b>				
2.2.1	The institution assesses the learning levels of the students, after admission and organises special programs for advanced learners and slow learners	QIM	15	3	45
2.2.2	Student - Full time teacher ratio(current year data)	QnM	15	4	60
<b>2.2</b>	<b>Catering to Student Diversity</b>		30	3.5	105
<b>2.3</b>	<b>Teaching - Learning Process</b>				
2.3.1	Student centric methods, such as experiential learning, participative learning and problem solving methodologies are used for enhancing learning experiences and teachers use ICT- enabled tools including online resources for effective teaching and learning process	QIM	30	3	90
2.3.2	Ratio of students to Mentor-Mentee Schemes to address academics and student-psychological issues	QIM	10	4	40
2.3.3	Preparation and adherence to Academic Calendar and Teaching plans by the institution	QIM	10	3	30
<b>2.3</b>	<b>Teaching - Learning Process</b>		50	3.2	160

<b>2.4</b>	<b>Teacher Profile and Quality</b>				
2.4.1	Full time teachers appointed against sanctioned posts during 2021-22	QnM	15	4	60
2.4.2	Full time teachers with Ph.D. /D.Sc. / D.Litt./ L.L.D during 2021-22	QnM	25	4	100
2.4.3	Teaching experience of full time teachers in same institution number of years (Data to be provided only for the latest completed academic year)	QnM	5	2	10
2.4.4	Full time teachers working in the institution throughout during 2021-22	QnM	5	2	10
<b>2.4</b>	<b>Teacher Profile and Quality</b>		50	3.4	170
<b>2.6</b>	<b>Student Performance and Learning Outcomes</b>				
2.6.1	learning outcomes (programme and course outcome)/graduate attributes which are integrated into the assessment process and widely publicized through the website and other documents and the attainment of the same are evaluated by the Department.	QIM	30	3	90
2.6.2	Passed out details of final year students (excluding backlog students)	QnM	20	3	60
<b>2.6</b>	<b>Student Performance and Learning Outcomes</b>		50	3	150
<b>2.7</b>	<b>Student Satisfaction Survey</b>				
2.7.1	Online student satisfaction survey (SSS) regarding to teaching learning process.	QnM	50	4	200
<b>2.7</b>	<b>Student Satisfaction Survey</b>		50	4	200
<b>Criterion II – Teaching-Learning and Evaluation</b>			230	3.41	785
<b>Criterion III – Research, Innovations and Extension</b>					
<b>3.1</b>	<b>Promotion of Research and Facilities</b>				
3.1.3	Number of teachers receiving national/ international fellowship/financial support by various agencies for advanced studies/research during 2021-22	QnM	6	1	6
<b>3.1</b>	<b>Promotion of Research and Facilities</b>		6	1	6
<b>3.2</b>	<b>Resource Mobilization for Research</b>				
3.2.1	Grants for research received by the institution and its faculties through Government and non-government sources such as industry, corporate houses, international bodies for research project, endowment research chairs during 2021-22	QnM	2	4	8

3.2.2	Number of teachers having research projects funded by government, non-government, industry, corporate houses, international bodies during the 2021-22	QnM	2	2	4
3.2.3	Teachers recognised as research guides as in the latest completed academic year	QnM	3	4	12
<b>3.2</b>	<b>Resource Mobilization for Research</b>		7	3.43	24
<b>3.3</b>	<b>Innovation Ecosystem</b>				
3.3.1	What are the innovation done by the Department / Club including Indian Knowledge System (IKS), including awareness about IPR, establishment of IPR cell, Incubation centre and other initiatives for the creation and transfer of knowledge/technology and the outcomes of the same are evident	QIM	10	3	30
<b>3.3</b>	<b>Innovation Ecosystem</b>		10	3	30
<b>3.4</b>	<b>Research Publications and Awards</b>				
3.4.1	The institution has a stated Code of Ethics to check malpractices and plagiarism in Research and the implementation of which is ensured through the following: 1. Inclusion of research ethics in the research methodology course work 2. Presence of institutional Ethics committee (Animal, Chemical, Bio-ethics etc.) 3. Plagiarism check through software 4. Research Advisory Committee	QnM	5	4	20
3.4.2	Number of candidates registered for Ph.D. per teacher during 2021-22	QnM	5	2	10
3.4.3	Number of research papers per teacher in the Journals notified on UGC CARE List during 2021-22	QnM	5	4	20
3.4.4	Number of books and chapters in edited volumes published per teacher during 2021-22	QnM	5	3	15
3.4.5	Bibliometrics of the publications during 2021-22 based on average citation index in Scopus/ Web of Science	QnM	5	4	20
3.4.6	Bibliometrics of the publications during 2021-22 based on Scopus/ Web of Science – h-index of the Department	QnM	5	2	10
<b>3.4</b>	<b>Research Publications and Awards</b>		30	3.17	95

<b>3.5</b>	<b>Consultancy</b>				
3.5.1	Revenue generated from consultancy and corporate training during 2021-22	QnM	5	1	5
<b>3.5</b>	<b>Consultancy</b>		5	1	5
<b>3.6</b>	<b>Extension Activities</b>				
3.6.1	What are the Extension activities in the neighborhood community in terms of impact and sensitizing students to social issues and holistic development and awards received during 2021-22?	QIM	30	3.5	105
3.6.2	Number of extension and outreach Programmes conducted by the institution through organized forums including NSS/NCC with involvement of community during 2021-22	QnM	20	4	80
<b>3.6</b>	<b>Extension Activities</b>		50	3.7	185
<b>3.7</b>	<b>Collaboration</b>				
3.7.1	Number of functional MoUs/linkages with institutions/ industries in India and abroad for internship, on-the-job training, project work, student / faculty exchange and collaborative research during 2021-22	QnM	20	4	80
<b>3.7</b>	<b>Collaboration</b>		20	4	80
<b>Criterion III – Research, Innovations and Extension</b>			128	3.32	425
<b>Criterion IV – Infrastructure and Learning Resources</b>					
<b>4.1</b>	<b>Physical Facilities</b>				
4.1.1	The institution has adequate facilities for a. teaching – learning, viz., classrooms, laboratories, computing equipment etc b. ICT – enabled facilities such as smart class, LMS etc. c. Facilities for Cultural and sports activities, yoga centre, games (indoor and outdoor), Gymnasium, auditorium etc.	QIM	20	2	40
<b>4.1</b>	<b>Physical Facilities</b>		20	2	40
<b>4.4</b>	<b>Maintenance of Campus Infrastructure</b>				
4.4.2	There are established systems and procedures for maintaining and utilizing physical and academic support facilities – laboratory, library, sports complex, computers, classrooms etc	QIM	10	3	30
<b>4.4</b>	<b>Maintenance of Campus Infrastructure</b>		10	3	30
<b>Criterion IV – Infrastructure and Learning Resources</b>			30	2.33	70

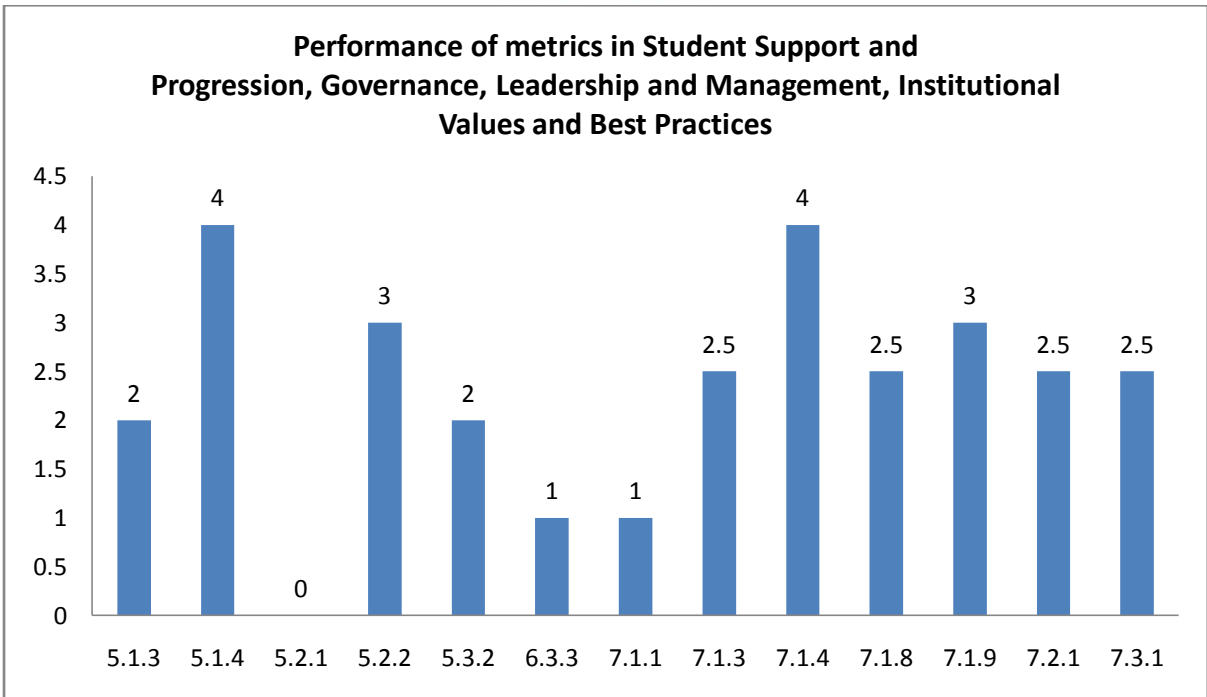
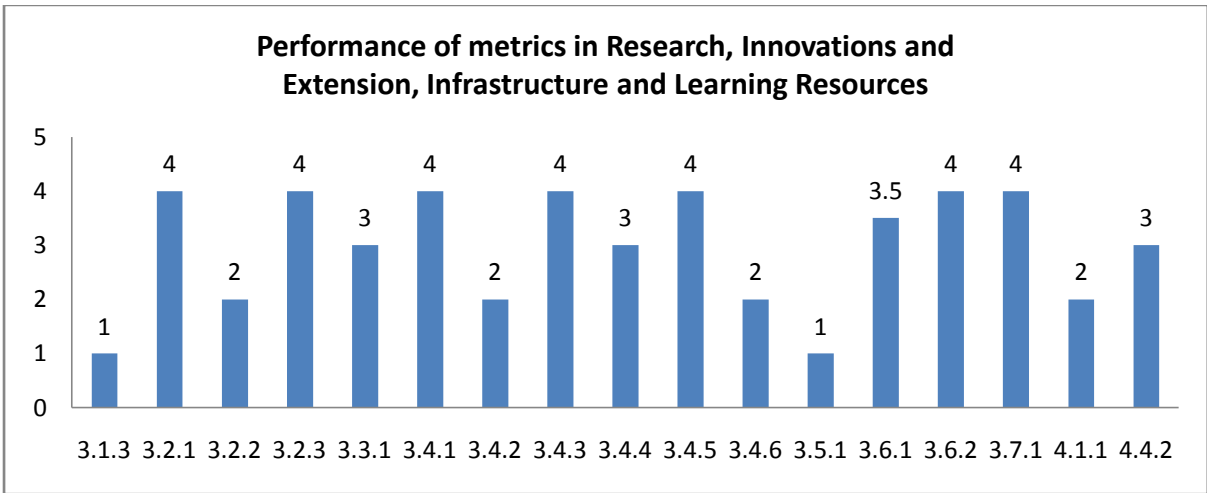
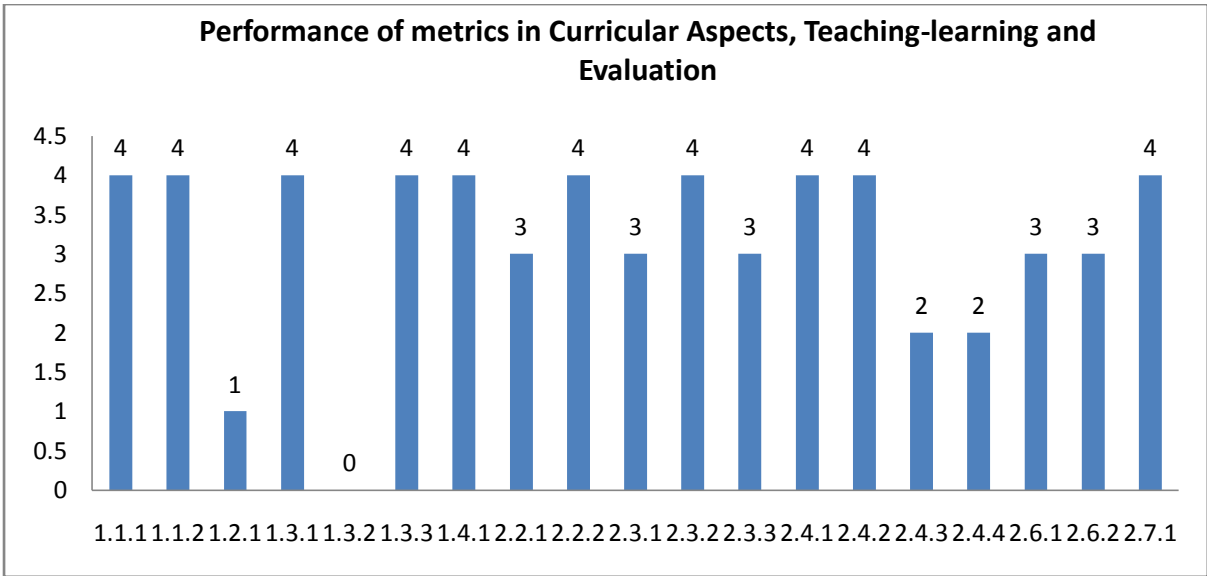
<b>Criterion V - Student Support and Progression</b>					
<b>5.1</b>	<b>Student Support</b>				
5.1.3	Number of capability enhancement and development schemes 1. Soft skills 2. Language and communication skills 3. Life skills (Yoga, physical fitness, health and hygiene) 4. Awareness of trends in technology (Opt one)	QnM	8	2	16
5.1.4	The institution adopts the following for redressal of student grievances including sexual harassment and ragging cases 1. Implementation of guidelines of statutory/regulatory bodies 2. Organisation wide awareness and undertakings on policies with zero tolerance 3. Mechanisms for submission of online/offline students' grievances 4. Timely redressal of the grievances through appropriate committees	QnM	5	4	20
<b>5.1</b>	<b>Student Support</b>		8	2	16
<b>5.2</b>	<b>Student Progression</b>				
5.2.1	Placement of outgoing students and students progressing to higher education during 2021-22	QnM	20	0	0
5.2.2	Students qualifying in state/ national/ international level examinations out of the graduated students during 2021-22 (eg: NET/ SLET/GATE/GMAT /CAT, GRE/TOFEL/Civil Services/State government examinations)	QnM	10	3	30
<b>5.2</b>	<b>Student Progression</b>		30	1	30
<b>5.3</b>	<b>Student Participation and Activities</b>				
5.3.2	Presence of an active Student Council & representation of students on academic & administrative bodies/committees	QIM	10	2	20
<b>5.3</b>	<b>Student Participation and Activities</b>		10	2	20
<b>Criterion V - Student Support and Progression</b>			48	1.38	66

	<b>Criterion VI – Governance, Leadership and Management</b>				
<b>6.3</b>	<b>Faculty Empowerment Strategies</b>				
6.3.3	Number of teachers undergoing online/ face-to-face Faculty Development Programmes (FDPs)/ Management Development Programmes (MDPs)	QnM	10	1	10
<b>6.3</b>	<b>Faculty Empowerment Strategies</b>		10	1	10
	<b>Criterion VI – Governance, Leadership and Management</b>		10	1	10
	<b>Criterion VII – Institutional Values and Best Practices</b>				
<b>7.1</b>	<b>Institutional Values and Social Responsibilities</b>				
7.1.1	Number of gender equity promotion Programmes organized by the department/club/cell/ unit during 2021-22	QIM	5	1	5
7.1.3	Waste Management steps including: a) Solid waste management b) Liquid waste management c) Biomedical waste management d) E-waste management e) Waste recycling system f) Hazardous chemicals and radioactive waste management	QIM	4	2.5	10
7.1.4	Rain water harvesting structures and utilization : 1. Rain water harvesting 2. Borewell /Open well recharge 3. Construction of tanks and bunds 4. Waste water recycling 5. Maintenance of water bodies and distribution system in the campus	QnM	4	4	16
7.1.8	Institutional efforts/initiatives in providing an inclusive environment i.e., tolerance and harmony towards cultural, regional, linguistic, communal socioeconomic and other diversities	QIM	5	2.5	12.5
7.1.9	Sensitization of students and employees of the Institution to the constitutional obligations: values, rights, duties and responsibilities of citizens	QIM	4	3	12
<b>7.1</b>	<b>Institutional Values and Social Responsibilities</b>		22	2.52	55.5
<b>7.2</b>	<b>Best Practices</b>				
7.2.1	Describe any one best practice followed by the Department / Cell / Body / Committee / Club/Unit	QIM	30	2.5	75
<b>7.2</b>	<b>Best Practices</b>		30	2.5	75

<b>7.3</b>	<b>Institutional Distinctiveness</b>				
7.3.1	Describe/Explain the performance the Department in one area distinctive to its Vision, Priority & Thrust	QIM	20	2.5	50
<b>7.3</b>	<b>Institutional Distinctiveness</b>		20	2.5	50
<b>Criterion VII – Institutional Values and Best Practices</b>			72	2.51	180.5
	<b>Criteria-wise Assessment</b>		<b>Weight age (W)</b>	<b>Score</b>	<b>Wtd Grade Point (WGP)</b>
1	Curricular Aspects		150.00	2.73	410.00
2	Teaching, Learning & Evaluation		230.00	3.41	785.00
3	Research, Innovation & Extension		128.00	3.32	425.00
4	Infrastructure & Learning resources		30.00	2.33	70.00
5	Student Support & Progression		48.00	1.38	66.00
6	Governance, Leadership & Management		10.00	1.00	10.00
7	Institutional values & Best Practices		72.00	2.51	180.50
<b>Overall:-</b>			668.00	2.91	1946.50







## Department : Chemistry

### Academic and Administrative Audit - 2021-2022

#### Strengths and Weaknesses

##### Strengths :

- Curriculum Design and Development
- Feedback System
- Student Satisfaction Survey
- Collaboration
- Extension Activities
- Catering to Student Diversity
- Resource Mobilization for Research
- Teacher Profile and Quality
- Teaching - Learning Process
- Research Publications and Awards
- Student Performance and Learning Outcomes
- Innovation Ecosystem
- Maintenance of Campus Infrastructure

##### Weaknesses :

- Institutional Values and Social Responsibilities
- Best Practices
- Institutional Distinctiveness
- Curriculum Enrichment
- Physical Facilities
- Student Support
- Student Participation and Activities
- Academic Flexibility
- Promotion of Research and Facilities
- Consultancy
- Student Progression
- Faculty Empowerment Strategies





**Scott Christian College (Autonomous)**  
Nagercoil – 629 003, Tamil Nadu, India

**INTERNAL QUALITY ASSURANCE CELL**



# **ACADEMIC & ADMINISTRATIVE AUDIT 2021-2022**

## **DEPARTMENT OF PHYSICS**

### **GRADE**

# **B + +**

**Score : 3.00/4**

Department : Physics

Academic and Administrative Audit - 2021-2022

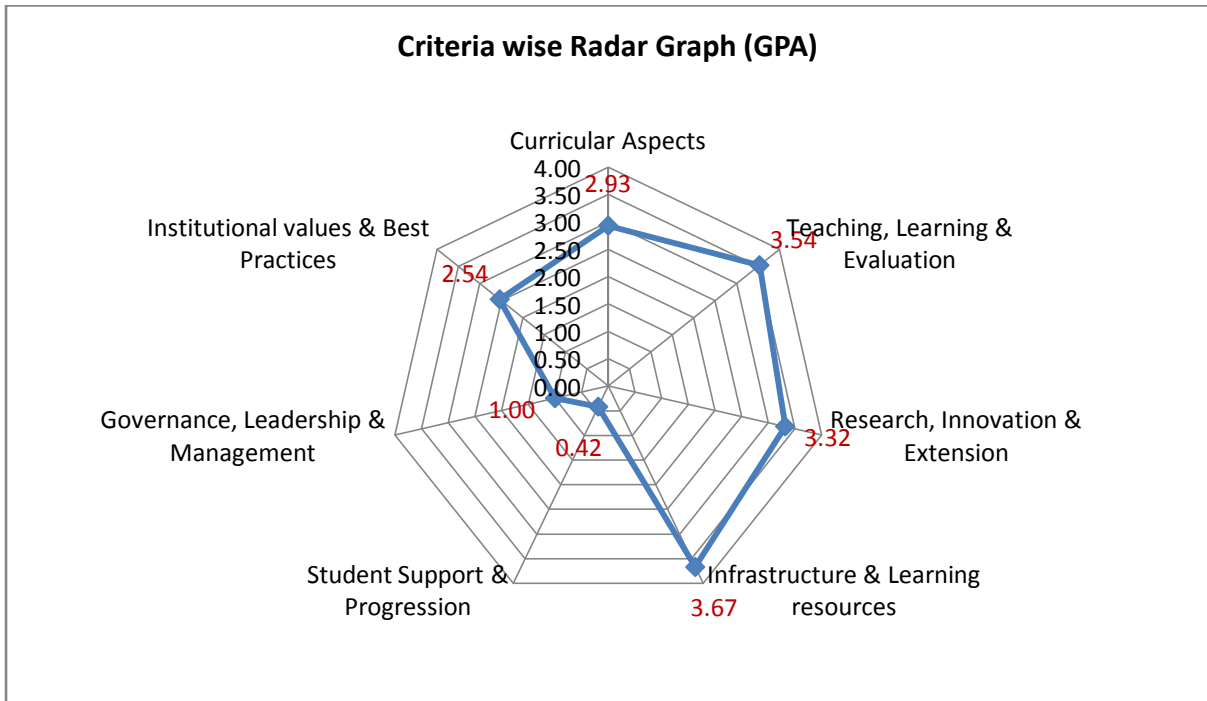
No	Criteria	Weightage (W1)	Criterion-wise Weighted Grade Point (CrWGP1)	Grade Point Averages (CrWGP <sub>i</sub> /W <sub>i</sub> )
1	Curricular Aspects	150.00	440.00	2.93
2	Teaching, Learning & Evaluation	230.00	815.00	3.54
3	Research, Innovation & Extension	128.00	425.00	3.32
4	Infrastructure & Learning resources	30.00	110.00	3.67
5	Student Support & Progression	48.00	20.00	0.42
6	Governance, Leadership & Management	10.00	10.00	1.00
7	Institutional values & Best Practices	72.00	183.00	2.54
	<b>Total</b>	<b>668.00</b>	<b>2003.00</b>	<b>3.00</b>

**CGPA : 3.00**

Dean IQAC

Principal

## Department : Physics

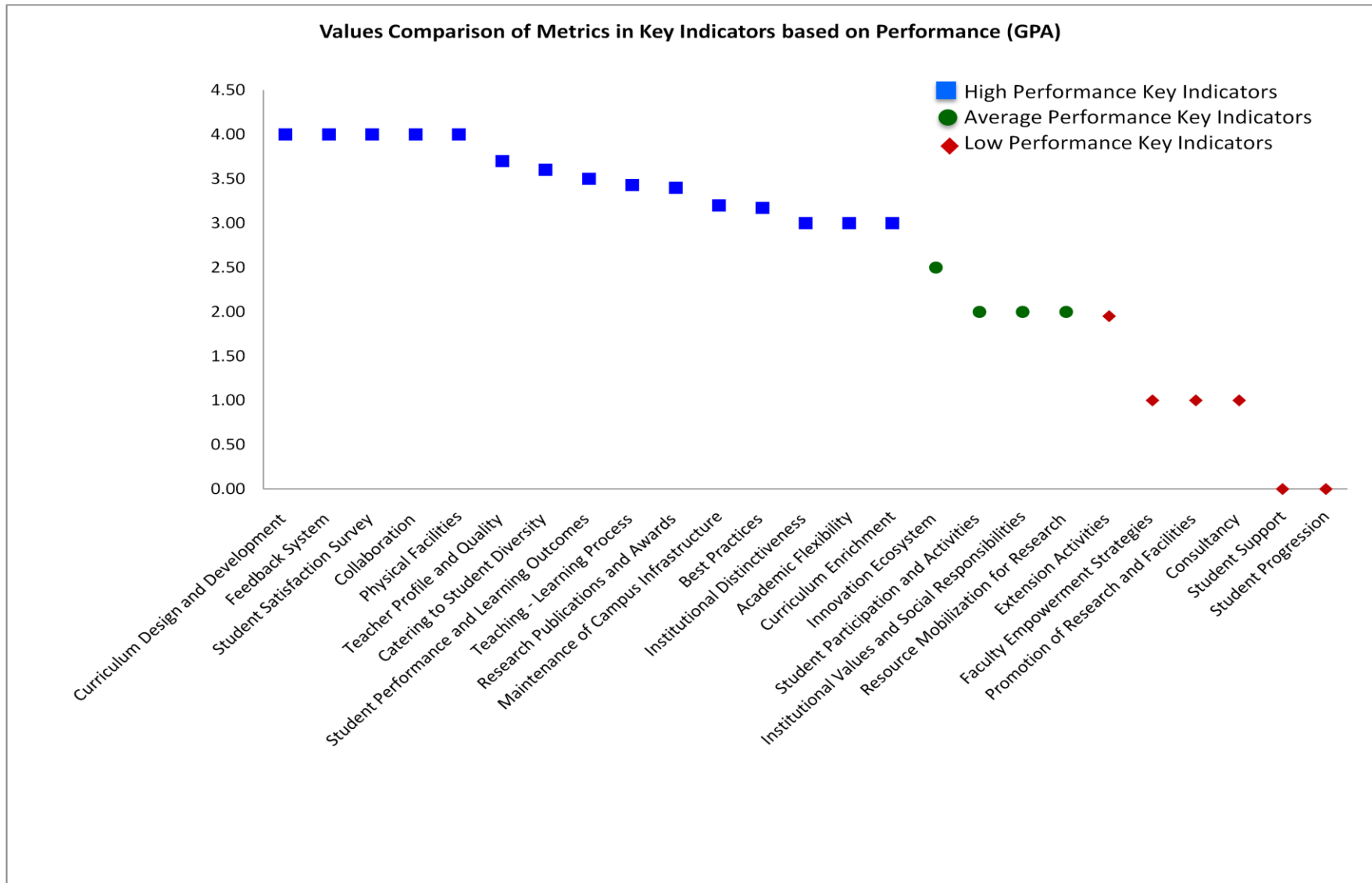


Department : Physics

Academic and Administrative Audit - 2021-2022

No	Criteria and Key Indicators	Key Indicator Weightage (W <sub>i</sub> )	Key Indicator Wise Weighted Grade Points (KIWGP) <sub>i</sub>	Grade Point Averages (CrWGPI/W <sub>i</sub> )
<b>Criterion I – Curricular Aspects</b>				
1.1	Curriculum Design and Development	50	200.00	4.00
1.2	Academic Flexibility	30	60.00	2.00
1.3	Curriculum Enrichment	50	100.00	2.00
1.4	Feedback System	20	80.00	4.00
	<b>Total</b>	<b>150</b>	<b>440.00</b>	<b>2.93</b>
<b>Criterion II – Teaching-Learning and Evaluation</b>				
2.2	Catering to Student Diversity	30	105.00	3.50
2.3	Teaching - Learning Process	50	160.00	3.20
2.4	Teacher Profile and Quality	50	180.00	3.60
2.6	Student Performance and Learning Outcomes	50	170.00	3.40
2.7	Student Satisfaction Survey	50	200.00	4.00
	<b>Total</b>	<b>230</b>	<b>815.00</b>	<b>3.54</b>
<b>Criterion III – Research, Innovations and Extension</b>				
3.1	Promotion of Research and Facilities	6	6.00	1.00
3.2	Resource Mobilization for Research	7	24.00	3.43
3.3	Innovation Ecosystem	10	30.00	3.00
3.4	Research Publications and Awards	30	95.00	3.17
3.5	Consultancy	5	5.00	1.00

3.6	Extension Activities	50	185.00	3.70
3.7	Collaboration	20	80.00	4.00
	<b>Total</b>	<b>128</b>	<b>425.00</b>	<b>3.32</b>
<b>Criterion IV – Infrastructure and Learning Resources</b>				
4.1	Physical Facilities	20	80.00	4.00
4.4	Maintenance of Campus Infrastructure	10	30.00	3.00
	<b>Total</b>	<b>30</b>	<b>110.00</b>	<b>3.67</b>
<b>Criterion V - Student Support and Progression</b>				
5.1	Student Support	8	0.00	0.00
5.2	Student Progression	30	0.00	0.00
5.3	Student Participation and Activities	10	20.00	2.00
	<b>Total</b>	<b>48</b>	<b>20.00</b>	<b>0.42</b>
<b>Criterion VI – Governance, Leadership and Management</b>				
6.3	Faculty Empowerment Strategies	10	10.00	1.00
	<b>Total</b>	<b>10</b>	<b>10.00</b>	<b>1.00</b>
<b>Criterion VII – Institutional Values and Best Practices</b>				
7.1	Institutional Values and Social Responsibilities	22	43.00	1.95
7.2	Best Practices	30	90.00	3.00
7.3	Institutional Distinctiveness	20	50.00	2.50
	<b>Total</b>	<b>72</b>	<b>183.00</b>	<b>2.54</b>
	<b>Grand Total</b>	<b>668</b>	<b>2003.00</b>	<b>3.00</b>







**Qualitative & Quantitative Metrics**

Metric	Parameter	QIM/ QnM	Weight age	Score	Wtd. Score
	<b>Criterion I – Curricular Aspects</b>				
<b>1.1</b>	<b>Curriculum Design and Development</b>				
1.1.1	Curricula developed/adopted having Learning Outcomes including Programme Outcomes (Pos), Programme specific outcomes (PSOs) and Course Outcomes (COs) for all the UG, PG and M.Phil programmes offered by the Department and mapped them with syllabus properly.	QIM	20	4	80
1.1.2	List of programmes offered by the institution focus on employability/ entrepreneurship/ skill development and their course syllabi are adequately revised to incorporate contemporary requirements	QIM	30	4	120
<b>1.1</b>	<b>Curriculum Design and Development</b>		50	4	200
<b>1.2</b>	<b>Academic Flexibility</b>				
1.2.1	New courses introduced of the total number of courses across all programs offered during 2021-22.	QnM	30	2	60
<b>1.2</b>	<b>Academic Flexibility</b>		30	2	60
<b>1.3</b>	<b>Curriculum Enrichment</b>				
1.3.1	Institution integrates cross-cutting issues relevant to Professional Ethics, Gender, Human Values, Environment and Sustainability and other value framework enshrined in Sustainable Development Goals and National Education Policy – 2020 into the Curriculum	QIM	15	4	60
1.3.2	Number of certificate/value added courses/Diploma Programmes offered by the institutions and online courses of MOOCs, SWAYAM/e-PG Pathshala/ NPTEL and other recognized platforms where the students of the institution have enrolled and successfully completed during the last five years	QnM	25	0	0

1.3.3	Details of of programmes that have components of field projects / research projects / internships during 2021-22	QnM	10	4	40
<b>1.3</b>	<b>Curriculum Enrichment</b>		50	2	100
<b>1.4</b>	<b>Feedback System</b>				
1.4.1	Structured feedback for curriculum and its transaction is regularly obtained from stakeholders like Students, Teachers, Employers, Alumni, Academic peers etc., and Feedback processes of the institution may be classified as follows: A. Feedback collected, analysed, action taken & communicated to the relevant bodies and feedback hosted on the institutional website B. Feedback collected, analysed, action has been taken and communicated to the relevant bodies C. Feedback collected and analysed D. Feedback collected E. Feedback not collected	QnM	20	4	80
<b>1.4</b>	<b>Feedback System</b>		20	4	80
<b>Criterion I – Curricular Aspects</b>			150	2.93	440
<b>Criterion II – Teaching-Learning and Evaluation</b>					
<b>2.2</b>	<b>Catering to Student Diversity</b>				
2.2.1	The institution assesses the learning levels of the students, after admission and organises special programs for advanced learners and slow learners	QIM	15	3	45
2.2.2	Student - Full time teacher ratio(current year data)	QnM	15	4	60
<b>2.2</b>	<b>Catering to Student Diversity</b>		30	3.5	105
<b>2.3</b>	<b>Teaching - Learning Process</b>				
2.3.1	Student centric methods, such as experiential learning, participative learning and problem solving methodologies are used for enhancing learning experiences and teachers use ICT- enabled tools including online resources for effective teaching and learning process	QIM	30	3	90
2.3.2	Ratio of students to Mentor-Mentee Schemes to address academics and student-psychological issues	QIM	10	4	40
2.3.3	Preparation and adherence to Academic Calendar and Teaching plans by the institution	QIM	10	3	30
<b>2.3</b>	<b>Teaching - Learning Process</b>		50	3.2	160

<b>2.4</b>	<b>Teacher Profile and Quality</b>				
2.4.1	Full time teachers appointed against sanctioned posts during 2021-22	QnM	15	4	60
2.4.2	Full time teachers with Ph.D. /D.Sc. / D.Litt./ L.L.D during 2021-22	QnM	25	4	100
2.4.3	Teaching experience of full time teachers in same institution number of years (Data to be provided only for the latest completed academic year)	QnM	5	4	20
2.4.4	Full time teachers working in the institution throughout during 2021-22	QnM	5	4	20
<b>2.4</b>	<b>Teacher Profile and Quality</b>		50	3.6	180
<b>2.6</b>	<b>Student Performance and Learning Outcomes</b>				
2.6.1	learning outcomes (programme and course outcome)/graduate attributes which are integrated into the assessment process and widely publicized through the website and other documents and the attainment of the same are evaluated by the Department.	QIM	30	3	90
2.6.2	Passed out details of final year students (excluding backlog students)	QnM	20	4	80
<b>2.6</b>	<b>Student Performance and Learning Outcomes</b>		50	3.4	170
<b>2.7</b>	<b>Student Satisfaction Survey</b>				
2.7.1	Online student satisfaction survey (SSS) regarding to teaching learning process.	QnM	50	4	200
<b>2.7</b>	<b>Student Satisfaction Survey</b>		50	4	200
<b>Criterion II – Teaching-Learning and Evaluation</b>			230	3.54	815
<b>Criterion III – Research, Innovations and Extension</b>					
<b>3.1</b>	<b>Promotion of Research and Facilities</b>				
3.1.3	Number of teachers receiving national/ international fellowship/financial support by various agencies for advanced studies/research during 2021-22	QnM	6	1	6
<b>3.1</b>	<b>Promotion of Research and Facilities</b>		6	1	6

<b>3.2</b>	<b>Resource Mobilization for Research</b>				
3.2.1	Grants for research received by the institution and its faculties through Government and non-government sources such as industry, corporate houses, international bodies for research project, endowment research chairs during 2021-22	QnM	2	4	8
3.2.2	Number of teachers having research projects funded by government, non-government, industry, corporate houses, international bodies during the 2021-22	QnM	2	2	4
3.2.3	Teachers recognised as research guides as in the latest completed academic year	QnM	3	4	12
<b>3.2</b>	<b>Resource Mobilization for Research</b>		<b>7</b>	<b>3.43</b>	<b>24</b>
<b>3.3</b>	<b>Innovation Ecosystem</b>				
3.3.1	What are the innovation done by the Department / Club including Indian Knowledge System (IKS), including awareness about IPR, establishment of IPR cell, Incubation centre and other initiatives for the creation and transfer of knowledge/technology and the outcomes of the same are evident	QIM	10	<b>3</b>	30
<b>3.3</b>	<b>Innovation Ecosystem</b>		<b>10</b>	<b>3</b>	<b>30</b>
<b>3.4</b>	<b>Research Publications and Awards</b>				
3.4.1	The institution has a stated Code of Ethics to check malpractices and plagiarism in Research and the implementation of which is ensured through the following: 1. Inclusion of research ethics in the research methodology course work 2. Presence of institutional Ethics committee (Animal, Chemical, Bio-ethics etc.) 3. Plagiarism check through software 4. Research Advisory Committee	QnM	5	4	20
3.4.2	Number of candidates registered for Ph.D. per teacher during 2021-22	QnM	5	1	5
3.4.3	Number of research papers per teacher in the Journals notified on UGC CARE List during 2021-22	QnM	5	4	20
3.4.4	Number of books and chapters in edited volumes published per teacher during 2021-22	QnM	5	2	10
3.4.5	Bibliometrics of the publications during 2021-22 based on average citation index in Scopus/ Web of Science	QnM	5	4	20

3.4.6	Bibliometrics of the publications during 2021-22 based on Scopus/ Web of Science – h-index of the Department	QnM	5	4	20
<b>3.4</b>	<b>Research Publications and Awards</b>		30	3.17	95
<b>3.5</b>	<b>Consultancy</b>				
3.5.1	Revenue generated from consultancy and corporate training during 2021-22	QnM	5	1	5
<b>3.5</b>	<b>Consultancy</b>		5	1	5
<b>3.6</b>	<b>Extension Activities</b>				
3.6.1	What are the Extension activities in the neighborhood community in terms of impact and sensitizing students to social issues and holistic development and awards received during 2021-22?	QIM	30	3.5	105
3.6.2	Number of extension and outreach Programmes conducted by the institution through organized forums including NSS/NCC with involvement of community during 2021-22	QnM	20	4	80
<b>3.6</b>	<b>Extension Activities</b>		50	3.7	185
<b>3.7</b>	<b>Collaboration</b>				
3.7.1	Number of functional MoUs/linkages with institutions/ industries in India and abroad for internship, on-the-job training, project work, student / faculty exchange and collaborative research during 2021-22	QnM	20	4	<b>80</b>
<b>3.7</b>	<b>Collaboration</b>		20	4	80
<b>Criterion III – Research, Innovations and Extension</b>			128	3.32	425
<b>Criterion IV – Infrastructure and Learning Resources</b>					
<b>4.1</b>	<b>Physical Facilities</b>				
4.1.1	The institution has adequate facilities for a. teaching – learning, viz., classrooms, laboratories, computing equipment etc b. ICT – enabled facilities such as smart class, LMS etc. c. Facilities for Cultural and sports activities, yoga centre, games (indoor and outdoor), Gymnasium, auditorium etc.	QIM	20	4	80
<b>4.1</b>	<b>Physical Facilities</b>		20	4	80

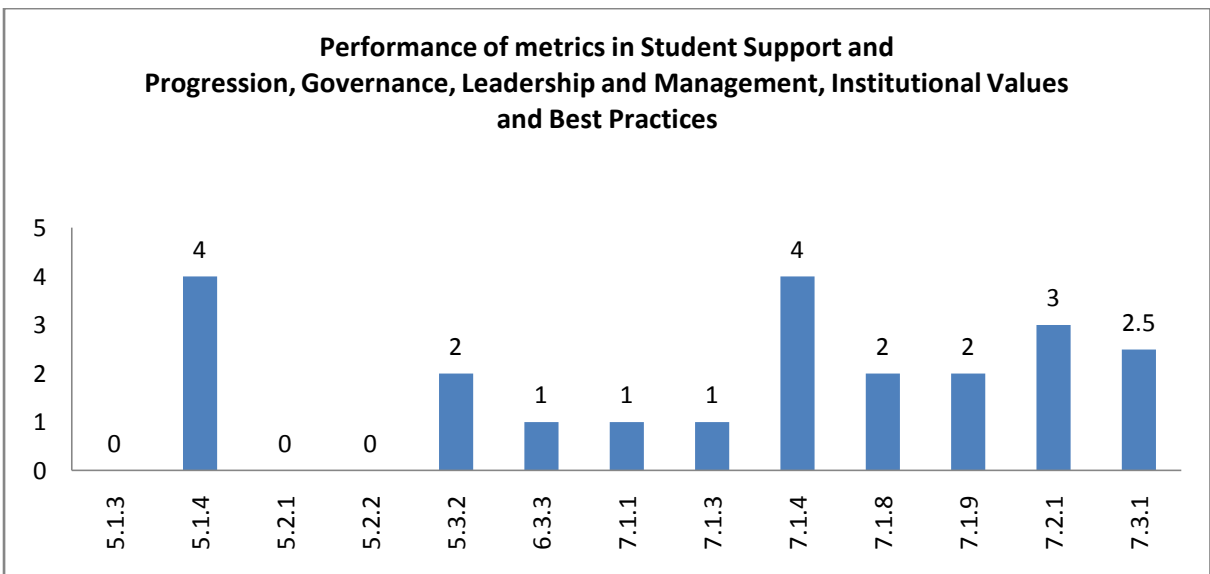
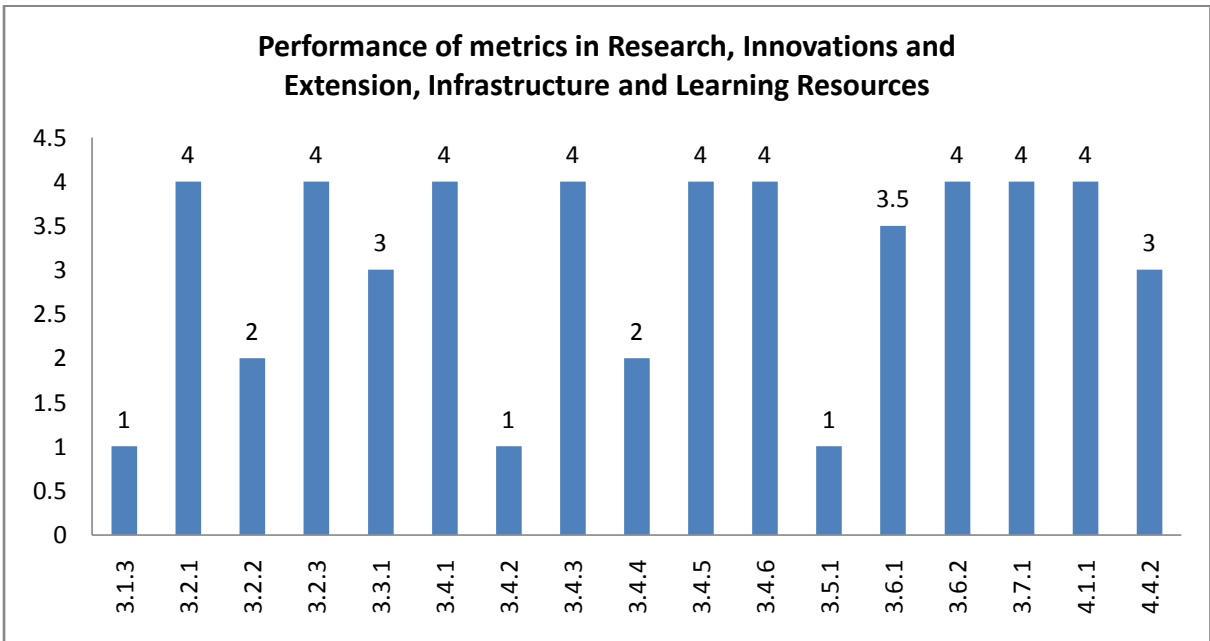
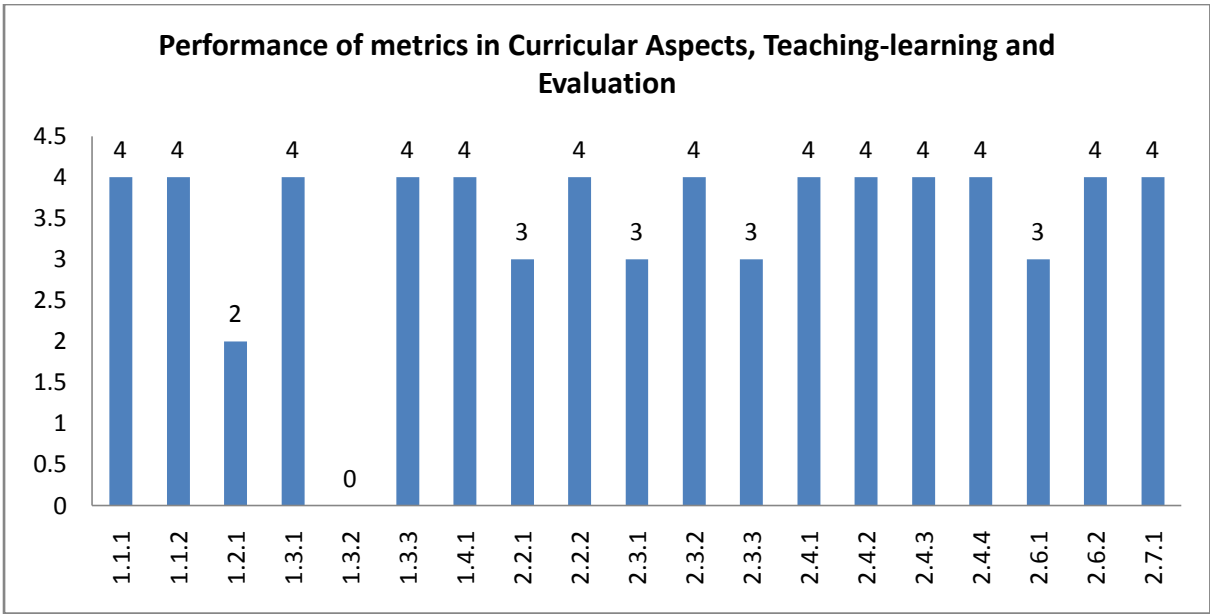
<b>4.4</b>	<b>Maintenance of Campus Infrastructure</b>				
4.4.2	There are established systems and procedures for maintaining and utilizing physical and academic support facilities – laboratory, library, sports complex, computers, classrooms etc	QIM	10	3	30
<b>4.4</b>	<b>Maintenance of Campus Infrastructure</b>		10	3	30
<b>Criterion IV – Infrastructure and Learning Resources</b>			30	3.67	110
<b>Criterion V - Student Support and Progression</b>					
<b>5.1</b>	<b>Student Support</b>				
5.1.3	Number of capability enhancement and development schemes 1. Soft skills 2. Language and communication skills 3. Life skills (Yoga, physical fitness, health and hygiene) 4. Awareness of trends in technology (Opt one)	QnM	8	0	0
5.1.4	The institution adopts the following for redressal of student grievances including sexual harassment and ragging cases 1. Implementation of guidelines of statutory/regulatory bodies 2. Organisation wide awareness and undertakings on policies with zero tolerance 3. Mechanisms for submission of online/offline students' grievances 4. Timely redressal of the grievances through appropriate committees	QnM	5	4	20
<b>5.1</b>	<b>Student Support</b>		8	0	0
<b>5.2</b>	<b>Student Progression</b>				
5.2.1	Placement of outgoing students and students progressing to higher education during 2021-22	QnM	20	0	0
5.2.2	Students qualifying in state/ national/ international level examinations out of the graduated students during 2021-22 (eg: NET/ SLET/GATE/GMAT /CAT, GRE/TOFEL/Civil Services/State government examinations)	QnM	10	0	0
<b>5.2</b>	<b>Student Progression</b>		30	0	0
<b>5.3</b>	<b>Student Participation and Activities</b>				
5.3.2	Presence of an active Student Council & representation of students on academic & administrative bodies/committees	QIM	10	2	20
<b>5.3</b>	<b>Student Participation and Activities</b>		10	2	20
<b>Criterion V - Student Support and Progression</b>			48	0.42	20

	<b>Criterion VI – Governance, Leadership and Management</b>				
<b>6.3</b>	<b>Faculty Empowerment Strategies</b>				
6.3.3	Number of teachers undergoing online/ face-to-face Faculty Development Programmes (FDPs)/ Management Development Programmes (MDPs)	QnM	10	1	10
<b>6.3</b>	<b>Faculty Empowerment Strategies</b>		10	1	10
<b>Criterion VI – Governance, Leadership and Management</b>			10	1	10
	<b>Criterion VII – Institutional Values and Best Practices</b>				
<b>7.1</b>	<b>Institutional Values and Social Responsibilities</b>				
7.1.1	Number of gender equity promotion Programmes organized by the department/club/cell/ unit during 2021-22	QIM	5	1	5
7.1.3	Waste Management steps including: a) Solid waste management b) Liquid waste management c) Biomedical waste management d) E-waste management e) Waste recycling system f) Hazardous chemicals and radioactive waste management	QIM	4	1	4
7.1.4	Rain water harvesting structures and utilization : 1. Rain water harvesting 2. Borewell /Open well recharge 3. Construction of tanks and bunds 4. Waste water recycling 5. Maintenance of water bodies and distribution system in the campus	QnM	4	4	16
7.1.8	Institutional efforts/initiatives in providing an inclusive environment i.e., tolerance and harmony towards cultural, regional, linguistic, communal socioeconomic and other diversities	QIM	5	2	10
7.1.9	Sensitization of students and employees of the Institution to the constitutional obligations: values, rights, duties and responsibilities of citizens	QIM	4	2	8
<b>7.1</b>	<b>Institutional Values and Social Responsibilities</b>		22	1.95	43
<b>7.2</b>	<b>Best Practices</b>				
7.2.1	Describe any one best practice followed by the Department / Cell / Body / Committee / Club/Unit	QIM	30	3	90
<b>7.2</b>	<b>Best Practices</b>		30	3	90

<b>7.3</b>	<b>Institutional Distinctiveness</b>				
7.3.1	Describe/Explain the performance the Department in one area distinctive to its Vision, Priority & Thrust	QIM	20	2.5	50
<b>7.3</b>	<b>Institutional Distinctiveness</b>		20	2.5	50
<b>Criterion VII – Institutional Values and Best Practices</b>			72	2.54	183
	<b>Criteria-wise Assessment</b>		<b>Weight age (W)</b>	<b>Score</b>	<b>Wtd Grade Point (WGP)</b>
1	Curricular Aspects		150.00	2.93	440.00
2	Teaching, Learning & Evaluation		230.00	3.54	815.00
3	Research, Innovation & Extension		128.00	3.32	425.00
4	Infrastructure & Learning resources		30.00	3.67	110.00
5	Student Support & Progression		48.00	0.42	20.00
6	Governance, Leadership & Management		10.00	1.00	10.00
7	Institutional values & Best Practices		72.00	2.54	183.00
	<b>Overall:-</b>		668.00	3.00	2003.00







## Department : Physics

### Academic and Administrative Audit - 2021-2022

#### Strengths and Weaknesses

##### Strengths :

- Curriculum Design and Development
- Feedback System
- Student Satisfaction Survey
- Collaboration
- Physical Facilities
- Teacher Profile and Quality
- Catering to Student Diversity
- Student Performance and Learning Outcomes
- Teaching - Learning Process
- Research Publications and Awards
- Maintenance of Campus Infrastructure
- Best Practices
- Institutional Distinctiveness
- Academic Flexibility
- Curriculum Enrichment

##### Weaknesses :

- Innovation Ecosystem
- Student Participation and Activities
- Institutional Values and Social Responsibilities
- Resource Mobilization for Research
- Extension Activities
- Faculty Empowerment Strategies
- Promotion of Research and Facilities
- Consultancy
- Student Support
- Student Progression





**Scott Christian College (Autonomous)**  
Nagercoil – 629 003, Tamil Nadu, India

**INTERNAL QUALITY ASSURANCE CELL**



# **ACADEMIC & ADMINISTRATIVE AUDIT 2021-2022**

**DEPARTMENT OF ZOOLOGY**

**GRADE**



**B + +**

**Score : 2.80/4**

**Department : Zoology**

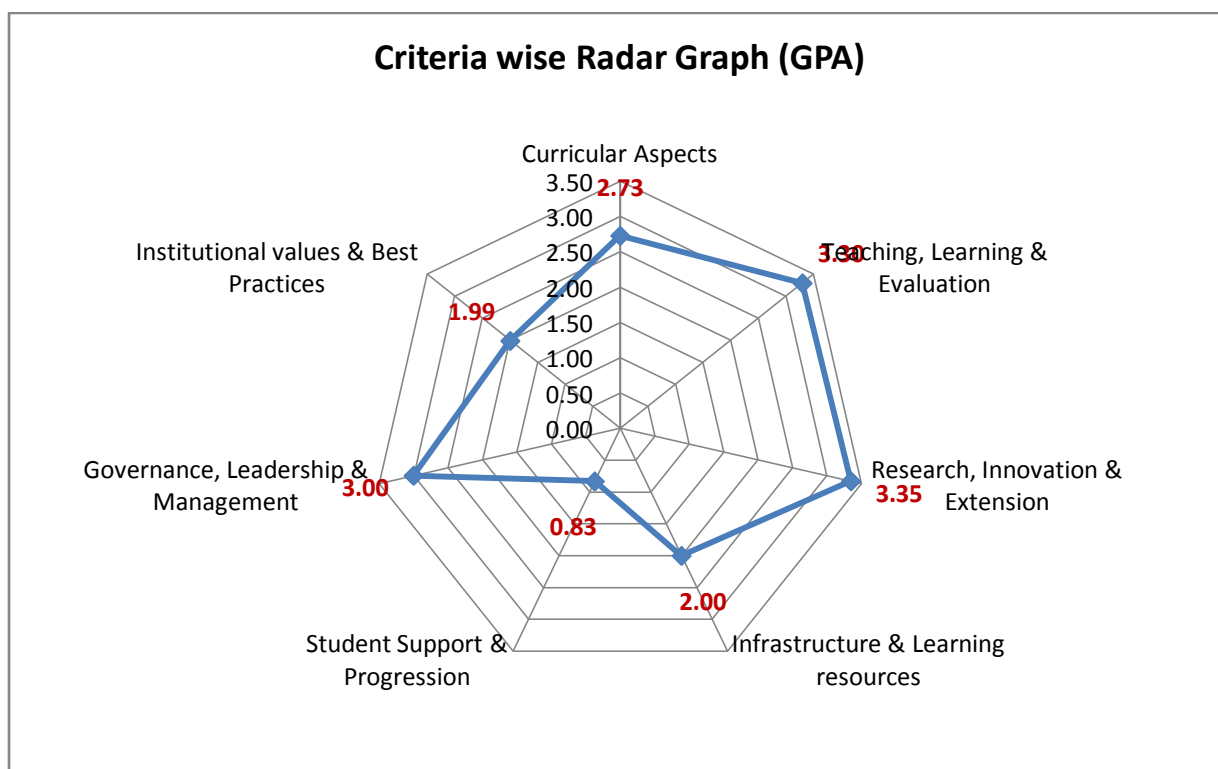
**Academic and Administrative Audit - 2021-2022**

No	Criteria	Weightage (W1)	Criterion-wise Weighted Grade Point (CrWGP1)	Grade Point Averages (CrWGP <sub>i</sub> /W <sub>i</sub> )
1	Curricular Aspects	150.00	410.00	2.73
2	Teaching, Learning & Evaluation	230.00	760.00	3.30
3	Research, Innovation & Extension	128.00	429.00	3.35
4	Infrastructure & Learning resources	30.00	60.00	2.00
5	Student Support & Progression	48.00	40.00	0.83
6	Governance, Leadership & Management	10.00	30.00	3.00
7	Institutional values & Best Practices	72.00	143.00	1.99
	<b>Total</b>	<b>668.00</b>	<b>1872.00</b>	<b>2.80</b>
	<b>CGPA : 2.80</b>			

Dean IQAC

Principal

## Department : Zoology

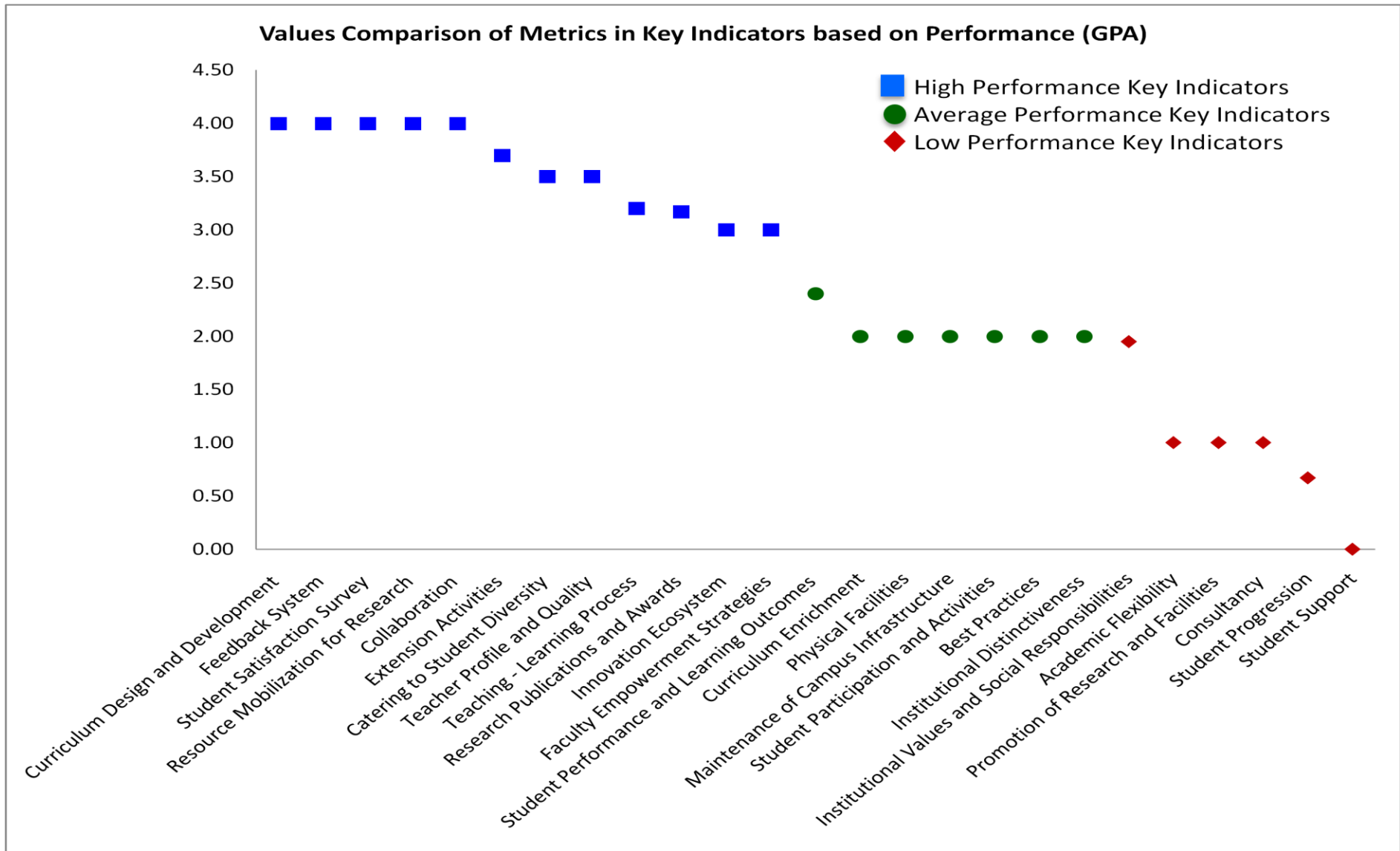


Department : Zoology

Academic and Administrative Audit - 2021-2022

No	Criteria and Key Indicators	Key Indicator Weightage (W <sub>i</sub> )	Key Indicator Wise Weighted Grade Points (KIWGP) <sub>i</sub>	Grade Point Averages (CrWGPI/W <sub>i</sub> )
<b>Criterion I – Curricular Aspects</b>				
1.1	Curriculum Design and Development	50	200.00	4.00
1.2	Academic Flexibility	30	30.00	1.00
1.3	Curriculum Enrichment	50	100.00	2.00
1.4	Feedback System	20	80.00	4.00
	<b>Total</b>	<b>150</b>	<b>410.00</b>	<b>2.73</b>
<b>Criterion II – Teaching-Learning and Evaluation</b>				
2.2	Catering to Student Diversity	30	105.00	3.50
2.3	Teaching - Learning Process	50	160.00	3.20
2.4	Teacher Profile and Quality	50	175.00	3.50
2.6	Student Performance and Learning Outcomes	50	120.00	2.40
2.7	Student Satisfaction Survey	50	200.00	4.00
	<b>Total</b>	<b>230</b>	<b>760.00</b>	<b>3.30</b>
<b>Criterion III – Research, Innovations and Extension</b>				
3.1	Promotion of Research and Facilities	6	6.00	1.00
3.2	Resource Mobilization for Research	7	28.00	4.00
3.3	Innovation Ecosystem	10	30.00	3.00
3.4	Research Publications and Awards	30	95.00	3.17
3.5	Consultancy	5	5.00	1.00
3.6	Extension Activities	50	185.00	3.70

3.7	Collaboration	20	80.00	4.00
	<b>Total</b>	<b>128</b>	<b>429.00</b>	<b>3.35</b>
<b>Criterion IV – Infrastructure and Learning Resources</b>				
4.1	Physical Facilities	20	40.00	2.00
4.4	Maintenance of Campus Infrastructure	10	20.00	2.00
	<b>Total</b>	<b>30</b>	<b>60.00</b>	<b>2.00</b>
<b>Criterion V - Student Support and Progression</b>				
5.1	Student Support	8	0.00	0.00
5.2	Student Progression	30	20.00	0.67
5.3	Student Participation and Activities	10	20.00	2.00
	<b>Total</b>	<b>48</b>	<b>40.00</b>	<b>0.83</b>
<b>Criterion VI – Governance, Leadership and Management</b>				
6.3	Faculty Empowerment Strategies	10	30.00	3.00
	<b>Total</b>	<b>10</b>	<b>30.00</b>	<b>3.00</b>
<b>Criterion VII – Institutional Values and Best Practices</b>				
7.1	Institutional Values and Social Responsibilities	22	43.00	1.95
7.2	Best Practices	30	60.00	2.00
7.3	Institutional Distinctiveness	20	40.00	2.00
	<b>Total</b>	<b>72</b>	<b>143.00</b>	<b>1.99</b>
	<b>Grand Total</b>	<b>668</b>	<b>1872.00</b>	<b>2.8</b>







## Scott Christian College (Autonomous), Nagercoil



AAA 2021-22 - Assessment Sheet

Department of Zoology

### Qualitative & Quantitative Metrics

Metric	Parameter	QIM/ QnM	Weight age	Score	Wtd. Score
	<b>Criterion I – Curricular Aspects</b>				
<b>1.1</b>	<b>Curriculum Design and Development</b>				
1.1.1	Curricula developed/adopted having Learning Outcomes including Programme Outcomes (Pos), Programme specific outcomes (PSOs) and Course Outcomes (COs) for all the UG, PG and M.Phil programmes offered by the Department and mapped them with syllabus properly.	QIM	20	4	80
1.1.2	List of programmes offered by the institution focus on employability/ entrepreneurship/ skill development and their course syllabi are adequately revised to incorporate contemporary requirements	QIM	30	4	120
<b>1.1</b>	<b>Curriculum Design and Development</b>		50	4	200
<b>1.2</b>	<b>Academic Flexibility</b>				
1.2.1	New courses introduced of the total number of courses across all programs offered during 2021-22.	QnM	30	1	30
<b>1.2</b>	<b>Academic Flexibility</b>		30	1	30
<b>1.3</b>	<b>Curriculum Enrichment</b>				
1.3.1	Institution integrates cross-cutting issues relevant to Professional Ethics, Gender, Human Values, Environment and Sustainability and other value framework enshrined in Sustainable Development Goals and National Education Policy – 2020 into the Curriculum	QIM	15	4	60

1.3.2	Number of certificate/value added courses/Diploma Programmes offered by the institutions and online courses of MOOCs, SWAYAM/e-PG Pathshala/ NPTEL and other recognized platforms where the students of the institution have enrolled and successfully completed during the years	QnM	25	0	0
1.3.3	Details of of programmes that have components of field projects / research projects / internships during 2021-22	QnM	10	4	40
<b>1.3</b>	<b>Curriculum Enrichment</b>		50	2	100
<b>1.4</b>	<b>Feedback System</b>				
1.4.1	Structured feedback for curriculum and its transaction is regularly obtained from stakeholders like Students, Teachers, Employers, Alumni, Academic peers etc., and Feedback processes of the institution may be classified as follows: A. Feedback collected, analysed, action taken & communicated to the relevant bodies and feedback hosted on the institutional website B. Feedback collected, analysed, action has been taken and communicated to the relevant bodies C. Feedback collected and analysed D. Feedback collected E. Feedback not collected	QnM	20	4	80
<b>1.4</b>	<b>Feedback System</b>		20	4	80
<b>Criterion I – Curricular Aspects</b>			150	2.73	410
<b>Criterion II – Teaching-Learning and Evaluation</b>					
<b>2.2</b>	<b>Catering to Student Diversity</b>				
2.2.1	The institution assesses the learning levels of the students, after admission and organises special programs for advanced learners and slow learners	QIM	15	3	45
2.2.2	Student - Full time teacher ratio(current year data)	QnM	15	4	60
<b>2.2</b>	<b>Catering to Student Diversity</b>		30	3.5	105

<b>2.3</b>	<b>Teaching - Learning Process</b>				
2.3.1	Student centric methods, such as experiential learning, participative learning and problem solving methodologies are used for enhancing learning experiences and teachers use ICT- enabled tools including online resources for effective teaching and learning process	QIM	30	3	90
2.3.2	Ratio of students to Mentor-Mentee Schemes to address academics and student-psychological issues	QIM	10	4	40
2.3.3	Preparation and adherence to Academic Calendar and Teaching plans by the institution	QIM	10	3	30
<b>2.3</b>	<b>Teaching - Learning Process</b>		<b>50</b>	<b>3.2</b>	<b>160</b>
<b>2.4</b>	<b>Teacher Profile and Quality</b>				
2.4.1	Full time teachers appointed against sanctioned posts during 2021-22	QnM	15	4	60
2.4.2	Full time teachers with Ph.D. /D.Sc. / D.Litt./ L.L.D during 2021-22	QnM	25	4	100
2.4.3	Teaching experience of full time teachers in same institution number of years (Data to be provided only for the latest completed academic year)	QnM	5	3	15
2.4.4	Full time teachers working in the institution throughout during 2021-22	QnM	5	3	15
<b>2.4</b>	<b>Teacher Profile and Quality</b>		<b>50</b>	<b>3.5</b>	<b>175</b>
<b>2.6</b>	<b>Student Performance and Learning Outcomes</b>				
2.6.1	learning outcomes (programme and course outcome)/graduate attributes which are integrated into the assessment process and widely publicized through the website and other documents and the attainment of the same are evaluated by the Department.	QIM	30	2	60
2.6.2	Passed out details of final year students (excluding backlog students)	QnM	20	3	60
<b>2.6</b>	<b>Student Performance and Learning Outcomes</b>		<b>50</b>	<b>2.4</b>	<b>120</b>
<b>2.7</b>	<b>Student Satisfaction Survey</b>				
2.7.1	Online student satisfaction survey (SSS) regarding to teaching learning process.	QnM	50	<b>4</b>	<b>200</b>
<b>2.7</b>	<b>Student Satisfaction Survey</b>		<b>50</b>	<b>4</b>	<b>200</b>
<b>Criterion II – Teaching-Learning and Evaluation</b>			<b>230</b>	<b>3.3</b>	<b>760</b>

	<b>Criterion III – Research, Innovations and Extension</b>				
<b>3.1</b>	<b>Promotion of Research and Facilities</b>				
3.1.3	Number of teachers receiving national/ international fellowship/financial support by various agencies for advanced studies/research during 2021-22	QnM	6	1	<b>6</b>
<b>3.1</b>	<b>Promotion of Research and Facilities</b>		6	1	6
<b>3.2</b>	<b>Resource Mobilization for Research</b>				
3.2.1	Grants for research received by the institution and its faculties through Government and non-government sources such as industry, corporate houses, international bodies for research project, endowment research chairs during 2021-22	QnM	2	4	<b>8</b>
3.2.2	Number of teachers having research projects funded by government, non-government , industry, corporate houses, international bodies during the 2021-22	QnM	2	4	<b>8</b>
3.2.3	Teachers recognised as research guides as in the latest completed academic year	QnM	3	4	<b>12</b>
<b>3.2</b>	<b>Resource Mobilization for Research</b>		7	4	28
<b>3.3</b>	<b>Innovation Ecosystem</b>				
3.3.1	What are the innovation done by the Department / Club including Indian Knowledge System (IKS), including awareness about IPR, establishment of IPR cell, Incubation centre and other initiatives for the creation and transfer of knowledge/technology and the outcomes of the same are evident	QIM	10	<b>3</b>	<b>30</b>
<b>3.3</b>	<b>Innovation Ecosystem</b>		10	3	30
<b>3.4</b>	<b>Research Publications and Awards</b>				
3.4.1	The institution has a stated Code of Ethics to check malpractices and plagiarism in Research and the implementation of which is ensured through the following: 1. Inclusion of research ethics in the research methodology course work 2. Presence of institutional Ethics committee (Animal, Chemical, Bio-ethics etc.) 3. Plagiarism check through software 4. Research Advisory Committee	QnM	5	4	20

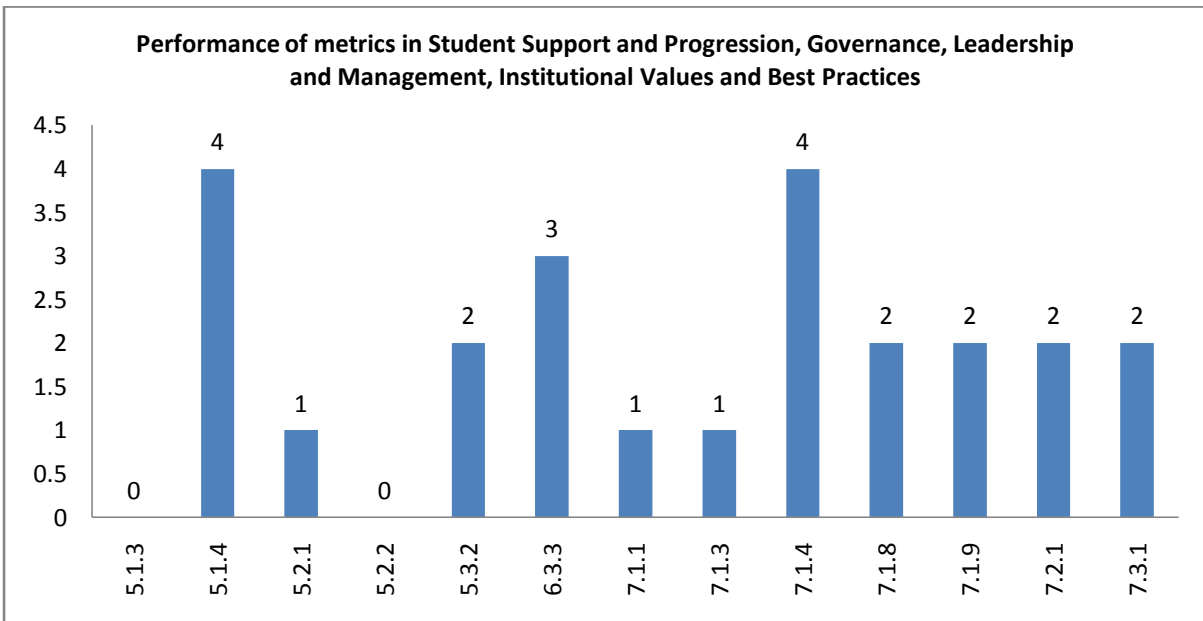
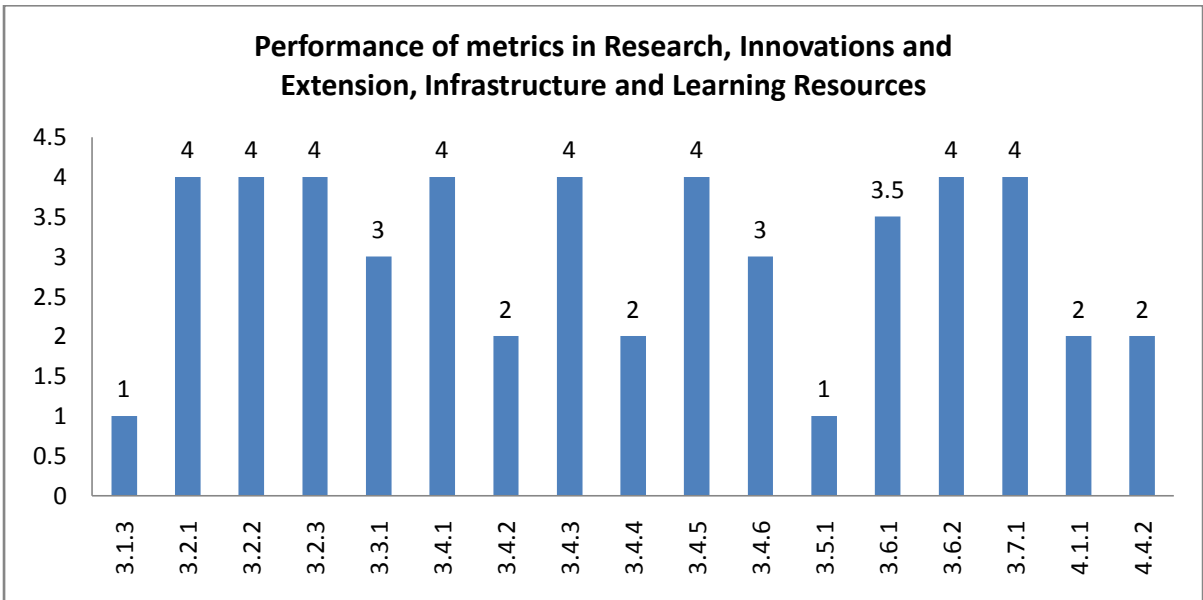
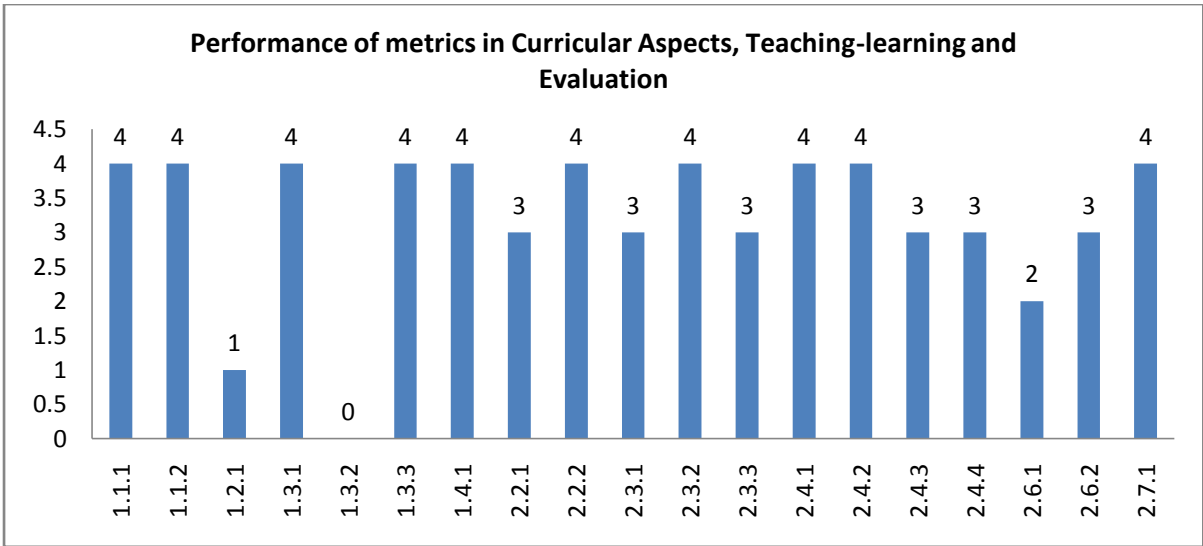
3.4.2	Number of candidates registered for Ph.D. per teacher during 2021-22	QnM	5	2	10
3.4.3	Number of research papers per teacher in the Journals notified on UGC CARE List during 2021-22	QnM	5	4	20
3.4.4	Number of books and chapters in edited volumes published per teacher during 2021-22	QnM	5	2	10
3.4.5	Bibliometrics of the publications during 2021-22 based on average citation index in Scopus/ Web of Science	QnM	5	4	20
3.4.6	Bibliometrics of the publications during 2021-22 based on Scopus/ Web of Science – h-index of the Department	QnM	5	3	15
<b>3.4</b>	<b>Research Publications and Awards</b>		<b>30</b>	<b>3.17</b>	<b>95</b>
<b>3.5</b>	<b>Consultancy</b>				
3.5.1	Revenue generated from consultancy and corporate training during 2021-22	QnM	5	1	5
<b>3.5</b>	<b>Consultancy</b>		<b>5</b>	<b>1</b>	<b>5</b>
<b>3.6</b>	<b>Extension Activities</b>				
3.6.1	What are the Extension activities in the neighborhood community in terms of impact and sensitizing students to social issues and holistic development and awards received during 2021-22?	QIM	30	3.5	105
3.6.2	Number of extension and outreach Programmes conducted by the institution through organized forums including NSS/NCC with involvement of community during 2021-22	QnM	20	4	80
<b>3.6</b>	<b>Extension Activities</b>		<b>50</b>	<b>3.7</b>	<b>185</b>
<b>3.7</b>	<b>Collaboration</b>				
3.7.1	Number of functional MoUs/linkages with institutions/ industries in India and abroad for internship, on-the-job training, project work, student / faculty exchange and collaborative research during 2021-22	QnM	20	4	<b>80</b>
<b>3.7</b>	<b>Collaboration</b>		<b>20</b>	<b>4</b>	<b>80</b>
<b>Criterion III – Research, Innovations and Extension</b>			<b>128</b>	<b>3.35</b>	<b>429</b>

	<b>Criterion IV – Infrastructure and Learning Resources</b>				
<b>4.1</b>	<b>Physical Facilities</b>				
4.1.1	The institution has adequate facilities for a. teaching – learning, viz., classrooms, laboratories, computing equipment etc b. ICT – enabled facilities such as smart class, LMS etc. c. Facilities for Cultural and sports activities, yoga centre, games (indoor and outdoor), Gymnasium, auditorium etc.	QIM	20	2	40
<b>4.1</b>	<b>Physical Facilities</b>		20	2	40
<b>4.4</b>	<b>Maintenance of Campus Infrastructure</b>				
4.4.2	There are established systems and procedures for maintaining and utilizing physical and academic support facilities – laboratory, library, sports complex, computers, classrooms etc	QIM	10	2	20
<b>4.4</b>	<b>Maintenance of Campus Infrastructure</b>		10	2	20
<b>Criterion IV – Infrastructure and Learning Resources</b>			30	2	60
	<b>Criterion V - Student Support and Progression</b>				
<b>5.1</b>	<b>Student Support</b>				
5.1.3	Number of capability enhancement and development schemes 1. Soft skills 2. Language and communication skills 3. Life skills (Yoga, physical fitness, health and hygiene) 4. Awareness of trends in technology (Opt one)	QnM	8	0	0
5.1.4	The institution adopts the following for redressal of student grievances including sexual harassment and ragging cases 1. Implementation of guidelines of statutory/regulatory bodies 2. Organisation wide awareness and undertakings on policies with zero tolerance 3. Mechanisms for submission of online/offline students' grievances 4. Timely redressal of the grievances through appropriate committees	QnM	5	4	20
<b>5.1</b>	<b>Student Support</b>		8	0	0

<b>5.2</b>	<b>Student Progression</b>				
5.2.1	Placement of outgoing students and students progressing to higher education during 2021-22	QnM	20	1	20
5.2.2	Students qualifying in state/ national/ international level examinations out of the graduated students during 2021-22 (eg: NET/ SLET/GATE/GMAT /CAT, GRE/TOFEL/Civil Services/State government examinations)	QnM	10	0	0
<b>5.2</b>	<b>Student Progression</b>		30	0.67	20
<b>5.3</b>	<b>Student Participation and Activities</b>				
5.3.2	Presence of an active Student Council & representation of students on academic & administrative bodies/committees	QIM	10	2	20
<b>5.3</b>	<b>Student Participation and Activities</b>		10	2	20
<b>Criterion V - Student Support and Progression</b>			48	0.83	40
<b>Criterion VI – Governance, Leadership and Management</b>					
<b>6.3</b>	<b>Faculty Empowerment Strategies</b>				
6.3.3	Number of teachers undergoing online/ face-to-face Faculty Development Programmes (FDPs)/ Management Development Programmes (MDPs)	QnM	10	3	30
<b>6.3</b>	<b>Faculty Empowerment Strategies</b>		10	3	30
<b>Criterion VI – Governance, Leadership and Management</b>			10	3	30
<b>Criterion VII – Institutional Values and Best Practices</b>					
<b>7.1</b>	<b>Institutional Values and Social Responsibilities</b>				
7.1.1	Number of gender equity promotion Programmes organized by the department/club/cell/ unit during 2021-22	QIM	5	1	5
7.1.3	Waste Management steps including: a) Solid waste management b) Liquid waste management c) Biomedical waste management d) E-waste management e) Waste recycling system f) Hazardous chemicals and radioactive waste management	QIM	4	1	4
7.1.4	Rain water harvesting structures and utilization : 1. Rain water harvesting 2. Borewell /Open well recharge 3. Construction of tanks and bunds 4. Waste water recycling 5. Maintenance of water bodies and distribution system in the campus	QnM	4	4	16

7.1.8	Institutional efforts/initiatives in providing an inclusive environment i.e., tolerance and harmony towards cultural, regional, linguistic, communal socioeconomic and other diversities	QIM	5	2	<b>10</b>
7.1.9	Sensitization of students and employees of the Institution to the constitutional obligations: values, rights, duties and responsibilities of citizens	QIM	4	2	<b>8</b>
<b>7.1</b>	<b>Institutional Values and Social Responsibilities</b>		22	1.95	43
<b>7.2</b>	<b>Best Practices</b>				
7.2.1	Describe any one best practice followed by the Department / Cell / Body / Committee / Club/Unit	QIM	30	2	60
<b>7.2</b>	<b>Best Practices</b>		30	2	60
<b>7.3</b>	<b>Institutional Distinctiveness</b>				
7.3.1	Describe/Explain the performance the Department in one area distinctive to its Vision, Priority & Thrust	QIM	20	2	40
<b>7.3</b>	<b>Institutional Distinctiveness</b>		20	2	40
<b>Criterion VII – Institutional Values and Best Practices</b>			72	1.99	143
	<b>Criteria-wise Assessment</b>		<b>Weight age (W)</b>	<b>Score</b>	<b>Wtd Grade Point (WGP)</b>
1	Curricular Aspects		150.00	2.73	410.00
2	Teaching, Learning & Evaluation		230.00	3.30	760.00
3	Research, Innovation & Extension		128.00	3.35	429.00
4	Infrastructure & Learning resources		30.00	2.00	60.00
5	Student Support & Progression		48.00	0.83	40.00
6	Governance, Leadership & Management		10.00	3.00	30.00
7	Institutional values & Best Practices		72.00	1.99	143.00
	<b>Overall:-</b>		668.00	2.80	1872.00





## Department : Zoology

### Academic and Administrative Audit - 2021-2022

#### Strengths and Weaknesses

##### Strengths :

- Curriculum Design and Development
- Feedback System
- Student Satisfaction Survey
- Resource Mobilization for Research
- Collaboration
- Extension Activities
- Catering to Student Diversity
- Teacher Profile and Quality
- Teaching - Learning Process
- Research Publications and Awards
- Innovation Ecosystem
- Faculty Empowerment Strategies

##### Weaknesses :

- Student Performance and Learning Outcomes
- Curriculum Enrichment
- Physical Facilities
- Maintenance of Campus Infrastructure
- Student Participation and Activities
- Best Practices
- Institutional Distinctiveness
- Institutional Values and Social Responsibilities
- Academic Flexibility
- Promotion of Research and Facilities
- Consultancy
- Student Progression
- Student Support



**Scott Christian College (Autonomous)**  
Nagercoil – 629 003, Tamil Nadu, India



**INTERNAL QUALITY ASSURANCE CELL**

# **ACADEMIC & ADMINISTRATIVE AUDIT 2021-2022**

## **DEPARTMENT OF ECONOMICS**

**GRADE**

**B +**

**Score : 2.65/4**

Department : Economics

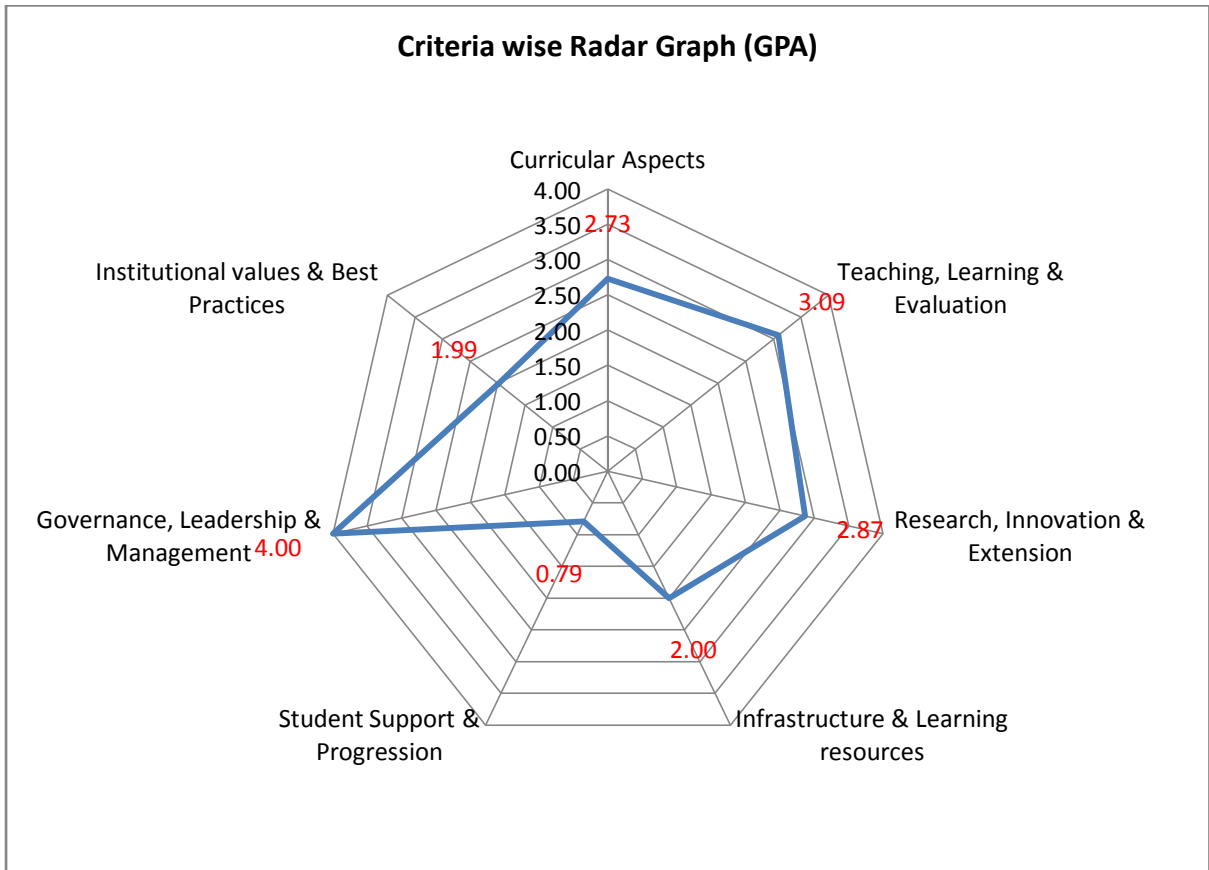
Academic and Administrative Audit - 2021-2022

No	Criteria	Weightage (W1)	Criterion-wise Weighted Grade Point (CrWGP1)	Grade Point Averages (CrWGP <sub>i</sub> /W <sub>i</sub> )
1	Curricular Aspects	150.00	410.00	2.73
2	Teaching, Learning & Evaluation	230.00	710.00	3.09
3	Research, Innovation & Extension	128.00	367.00	2.87
4	Infrastructure & Learning resources	30.00	60.00	2.00
5	Student Support & Progression	48.00	38.00	0.79
6	Governance, Leadership & Management	10.00	40.00	4.00
7	Institutional values & Best Practices	72.00	143.00	1.99
	<b>Total</b>	<b>668.00</b>	<b>1768.00</b>	<b>2.65</b>
	<b>CGPA : 2.65</b>			

Dean IQAC

Principal

## Department : Economics

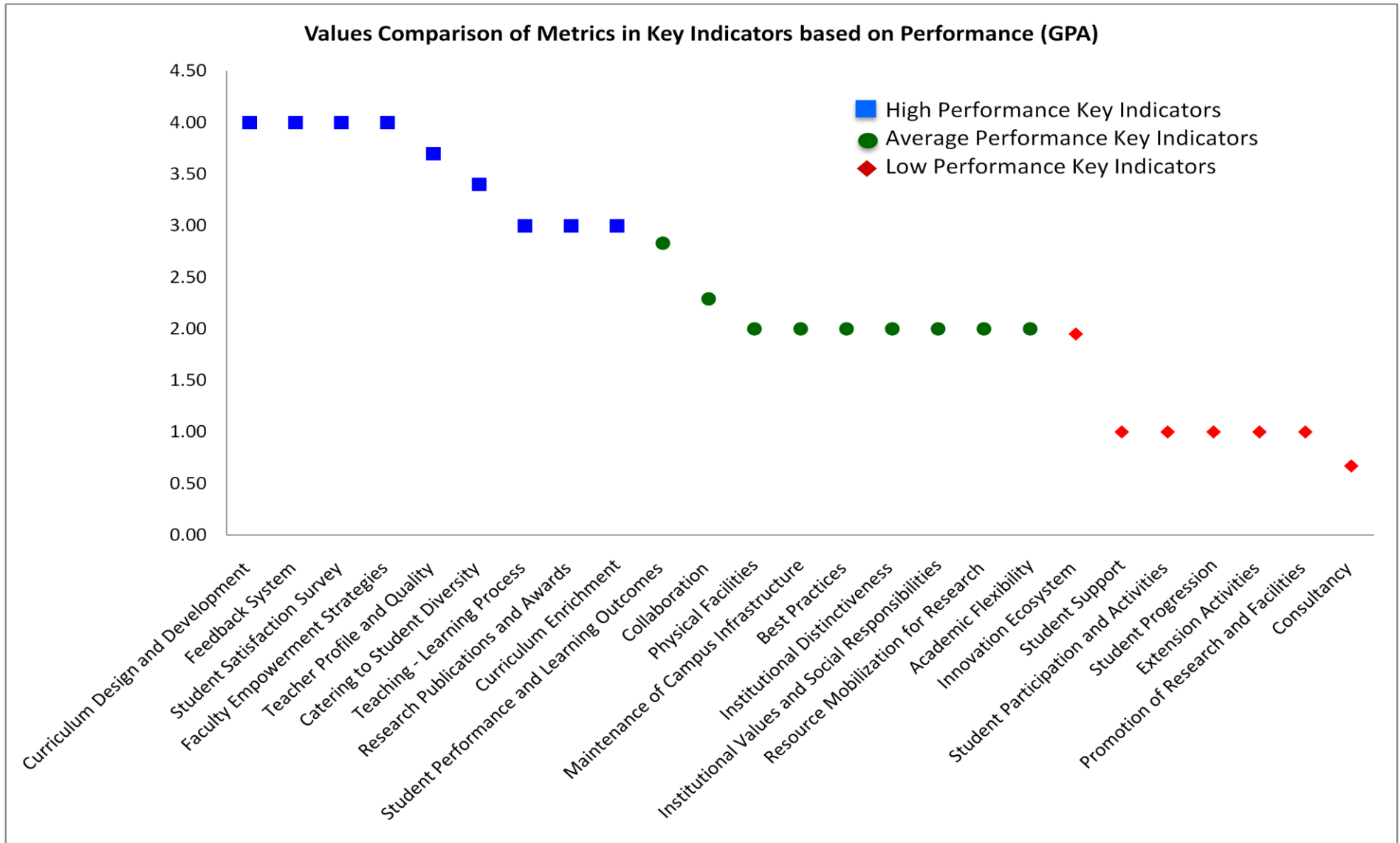


Department : Economics

Academic and Administrative Audit - 2021-2022

No	Criteria and Key Indicators	Key Indicator Weightage (W <sub>i</sub> )	Key Indicator Wise Weighted Grade Points (KIWGP) <sub>i</sub>	Grade Point Averages (CrWGPI/W <sub>i</sub> )
<b>Criterion I – Curricular Aspects</b>				
1.1	Curriculum Design and Development	50	200.00	4.00
1.2	Academic Flexibility	30	30.00	1.00
1.3	Curriculum Enrichment	50	100.00	2.00
1.4	Feedback System	20	80.00	4.00
	<b>Total</b>	<b>150</b>	<b>410.00</b>	<b>2.73</b>
<b>Criterion II – Teaching-Learning and Evaluation</b>				
2.2	Catering to Student Diversity	30	90.00	3.00
2.3	Teaching - Learning Process	50	150.00	3.00
2.4	Teacher Profile and Quality	50	170.00	3.40
2.6	Student Performance and Learning Outcomes	50	100.00	2.00
2.7	Student Satisfaction Survey	50	200.00	4.00
	<b>Total</b>	<b>230</b>	<b>710.00</b>	<b>3.09</b>
<b>Criterion III – Research, Innovations and Extension</b>				
3.1	Promotion of Research and Facilities	6	6.00	1.00
3.2	Resource Mobilization for Research	7	16.00	2.29
3.3	Innovation Ecosystem	10	30.00	3.00
3.4	Research Publications and Awards	30	85.00	2.83
3.5	Consultancy	5	5.00	1.00

3.6	Extension Activities	50	185.00	3.70
3.7	Collaboration	20	40.00	2.00
	<b>Total</b>	<b>128</b>	<b>367.00</b>	<b>2.87</b>
<b>Criterion IV – Infrastructure and Learning Resources</b>				
4.1	Physical Facilities	20	40.00	2.00
4.4	Maintenance of Campus Infrastructure	10	20.00	2.00
	<b>Total</b>	<b>30</b>	<b>60.00</b>	<b>2.00</b>
<b>Criterion V - Student Support and Progression</b>				
5.1	Student Support	8	8.00	1.00
5.2	Student Progression	30	20.00	0.67
5.3	Student Participation and Activities	10	10.00	1.00
	<b>Total</b>	<b>48</b>	<b>38.00</b>	<b>0.79</b>
<b>Criterion VI – Governance, Leadership and Management</b>				
6.3	Faculty Empowerment Strategies	10	40.00	4.00
	<b>Total</b>	<b>10</b>	<b>40.00</b>	<b>4.00</b>
<b>Criterion VII – Institutional Values and Best Practices</b>				
7.1	Institutional Values and Social Responsibilities	22	43.00	1.95
7.2	Best Practices	30	60.00	2.00
7.3	Institutional Distinctiveness	20	40.00	2.00
	<b>Total</b>	<b>72</b>	<b>143.00</b>	<b>1.99</b>
	<b>Grand Total</b>	<b>668</b>	<b>1768.00</b>	<b>2.65</b>







**Scott Christian College (Autonomous), Nagercoil**



AAA 2021-22 - Assessment Sheet

Department of Economics

**Qualitative & Quantitative Metrics**

Metric	Parameter	QIM/ QnM	Weight age	Score	Wtd. Score
	<b>Criterion I – Curricular Aspects</b>				
<b>1.1</b>	<b>Curriculum Design and Development</b>				
1.1.1	Curricula developed/adopted having Learning Outcomes including Programme Outcomes (Pos), Programme specific outcomes (PSOs) and Course Outcomes (COs) for all the UG, PG and M.Phil programmes offered by the Department and mapped them with syllabus properly.	QIM	20	4	80
1.1.2	List of programmes offered by the institution focus on employability/ entrepreneurship/ skill development and their course syllabi are adequately revised to incorporate contemporary requirements	QIM	30	4	120
<b>1.1</b>	<b>Curriculum Design and Development</b>		50	4	200
<b>1.2</b>	<b>Academic Flexibility</b>				
1.2.1	New courses introduced of the total number of courses across all programs offered during 2021-22.	QnM	30	1	30
<b>1.2</b>	<b>Academic Flexibility</b>		30	1	30
<b>1.3</b>	<b>Curriculum Enrichment</b>				
1.3.1	Institution integrates cross-cutting issues relevant to Professional Ethics, Gender, Human Values, Environment and Sustainability and other value framework enshrined in Sustainable Development Goals and National Education Policy – 2020 into the Curriculum	QIM	15	4	60
1.3.2	Number of certificate/value added courses/Diploma Programmes offered by the institutions and online courses of MOOCs, SWAYAM/e-PG Pathshala/ NPTEL and other recognized platforms where the students of the institution have enrolled and successfully completed during the 2021-22	QnM	25	0	0

1.3.3	Details of of programmes that have components of field projects / research projects / internships during 2021-22	QnM	10	4	40
<b>1.3</b>	<b>Curriculum Enrichment</b>		50	2	100
<b>1.4</b>	<b>Feedback System</b>				
1.4.1	Structured feedback for curriculum and its transaction is regularly obtained from stakeholders like Students, Teachers, Employers, Alumni, Academic peers etc., and Feedback processes of the institution may be classified as follows: A. Feedback collected, analysed, action taken & communicated to the relevant bodies and feedback hosted on the institutional website B. Feedback collected, analysed, action has been taken and communicated to the relevant bodies C. Feedback collected and analysed D. Feedback collected E. Feedback not collected	QnM	20	4	80
<b>1.4</b>	<b>Feedback System</b>		20	4	80
<b>Criterion I – Curricular Aspects</b>			150	2.73	410
<b>Criterion II – Teaching-Learning and Evaluation</b>					
<b>2.2</b>	<b>Catering to Student Diversity</b>				
2.2.1	The institution assesses the learning levels of the students, after admission and organises special programs for advanced learners and slow learners	QIM	15	2	30
2.2.2	Student - Full time teacher ratio(current year data)	QnM	15	4	60
<b>2.2</b>	<b>Catering to Student Diversity</b>		30	3	90
<b>2.3</b>	<b>Teaching - Learning Process</b>				
2.3.1	Student centric methods, such as experiential learning, participative learning and problem solving methodologies are used for enhancing learning experiences and teachers use ICT- enabled tools including online resources for effective teaching and learning process	QIM	30	3	90
2.3.2	Ratio of students to Mentor-Mentee Schemes to address academics and student-psychological issues	QIM	10	4	40
2.3.3	Preparation and adherence to Academic Calendar and Teaching plans by the institution	QIM	10	2	20
<b>2.3</b>	<b>Teaching - Learning Process</b>		50	3	150

<b>2.4</b>	<b>Teacher Profile and Quality</b>				
2.4.1	Full time teachers appointed against sanctioned posts during 2021-22	QnM	15	4	60
2.4.2	Full time teachers with Ph.D. /D.Sc. / D.Litt./ L.L.D during 2021-22	QnM	25	4	100
2.4.3	Teaching experience of full time teachers in same institution number of years (Data to be provided only for the latest completed academic year)	QnM	5	2	10
2.4.4	Full time teachers working in the institution throughout during 2021-22	QnM	5	2	10
<b>2.4</b>	<b>Teacher Profile and Quality</b>		50	3.4	170
<b>2.6</b>	<b>Student Performance and Learning Outcomes</b>				
2.6.1	learning outcomes (programme and course outcome)/graduate attributes which are integrated into the assessment process and widely publicized through the website and other documents and the attainment of the same are evaluated by the Department.	QIM	30	2	60
2.6.2	Passed out details of final year students (excluding backlog students)	QnM	20	2	40
<b>2.6</b>	<b>Student Performance and Learning Outcomes</b>		50	2	100
<b>2.7</b>	<b>Student Satisfaction Survey</b>				
2.7.1	Online student satisfaction survey (SSS) regarding to teaching learning process.	QnM	50	4	200
<b>2.7</b>	<b>Student Satisfaction Survey</b>		50	4	200
<b>Criterion II – Teaching-Learning and Evaluation</b>			230	3.09	710
<b>Criterion III – Research, Innovations and Extension</b>					
<b>3.1</b>	<b>Promotion of Research and Facilities</b>				
3.1.3	Number of teachers receiving national/ international fellowship/financial support by various agencies for advanced studies/research during 2021-22	QnM	6	1	6
<b>3.1</b>	<b>Promotion of Research and Facilities</b>		6	1	6

<b>3.2</b>	<b>Resource Mobilization for Research</b>				
3.2.1	Grants for research received by the institution and its faculties through Government and non-government sources such as industry, corporate houses, international bodies for research project, endowment research chairs during 2021-22	QnM	2	2	<b>4</b>
3.2.2	Number of teachers having research projects funded by government, non-government, industry, corporate houses, international bodies during the 2021-22	QnM	2	0	<b>0</b>
3.2.3	Teachers recognised as research guides as in the latest completed academic year	QnM	3	4	<b>12</b>
<b>3.2</b>	<b>Resource Mobilization for Research</b>		<b>7</b>	<b>2.29</b>	<b>16</b>
<b>3.3</b>	<b>Innovation Ecosystem</b>				
3.3.1	What are the innovation done by the Department / Club including Indian Knowledge System (IKS), including awareness about IPR, establishment of IPR cell, Incubation centre and other initiatives for the creation and transfer of knowledge/technology and the outcomes of the same are evident	QIM	10	<b>3</b>	<b>30</b>
<b>3.3</b>	<b>Innovation Ecosystem</b>		<b>10</b>	<b>3</b>	<b>30</b>
<b>3.4</b>	<b>Research Publications and Awards</b>				
3.4.1	The institution has a stated Code of Ethics to check malpractices and plagiarism in Research and the implementation of which is ensured through the following: 1. Inclusion of research ethics in the research methodology course work 2. Presence of institutional Ethics committee (Animal, Chemical, Bio-ethics etc.) 3. Plagiarism check through software 4. Research Advisory Committee	QnM	5	4	20
3.4.2	Number of candidates registered for Ph.D. per teacher during 2021-22	QnM	5	2	10
3.4.3	Number of research papers per teacher in the Journals notified on UGC CARE List during 2021-22	QnM	5	4	20
3.4.4	Number of books and chapters in edited volumes published per teacher during 2021-22	QnM	5	4	20
3.4.5	Bibliometrics of the publications during 2021-22 based on average citation index in Scopus/ Web of Science	QnM	5	2	10

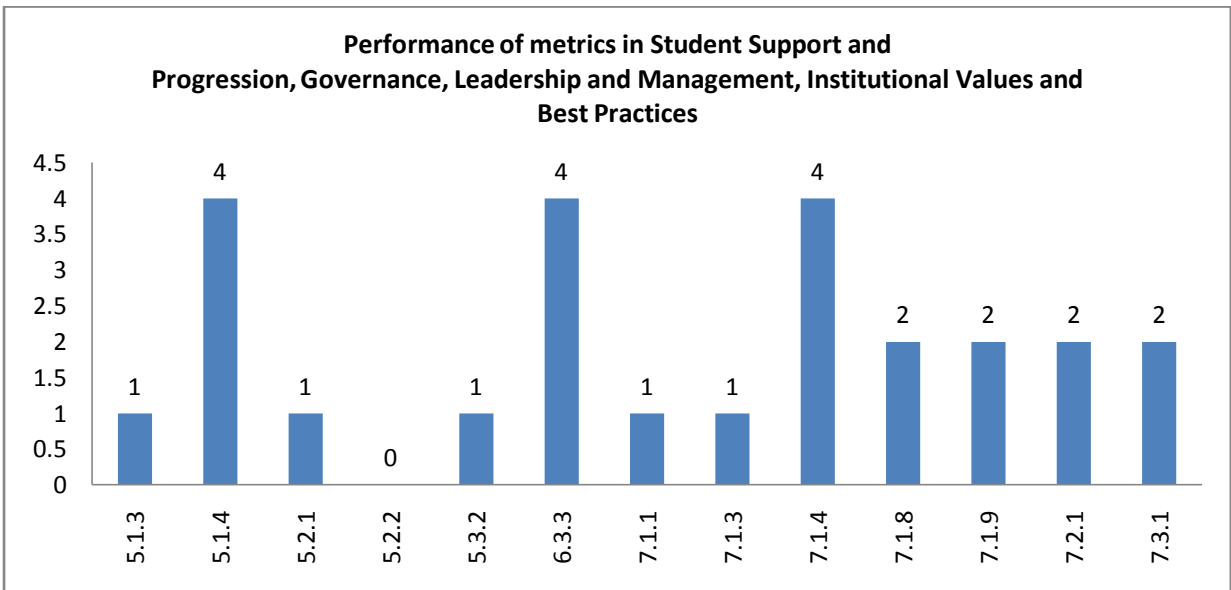
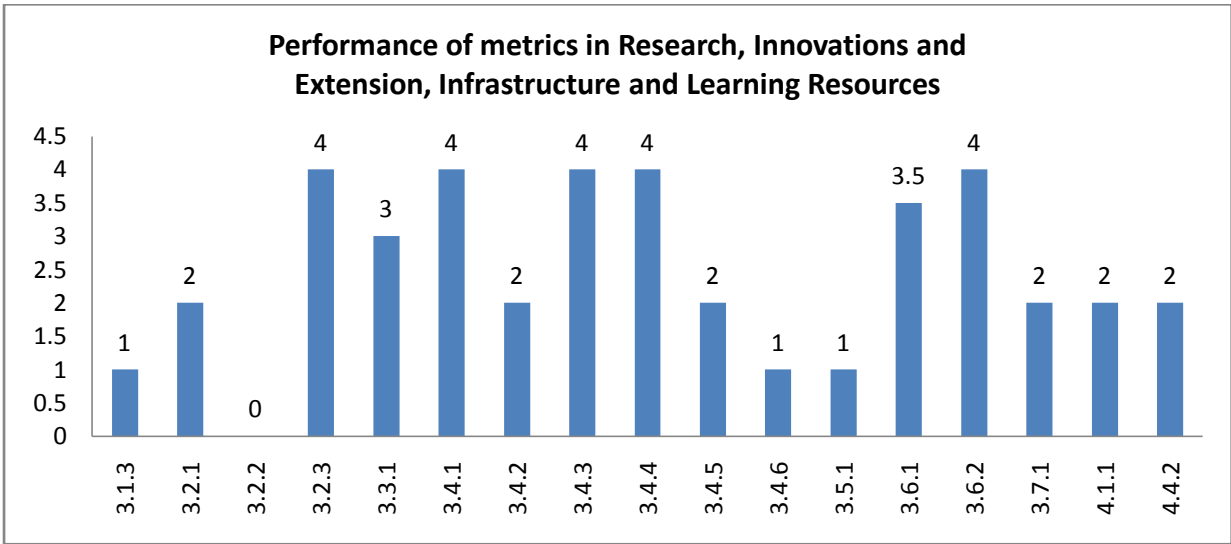
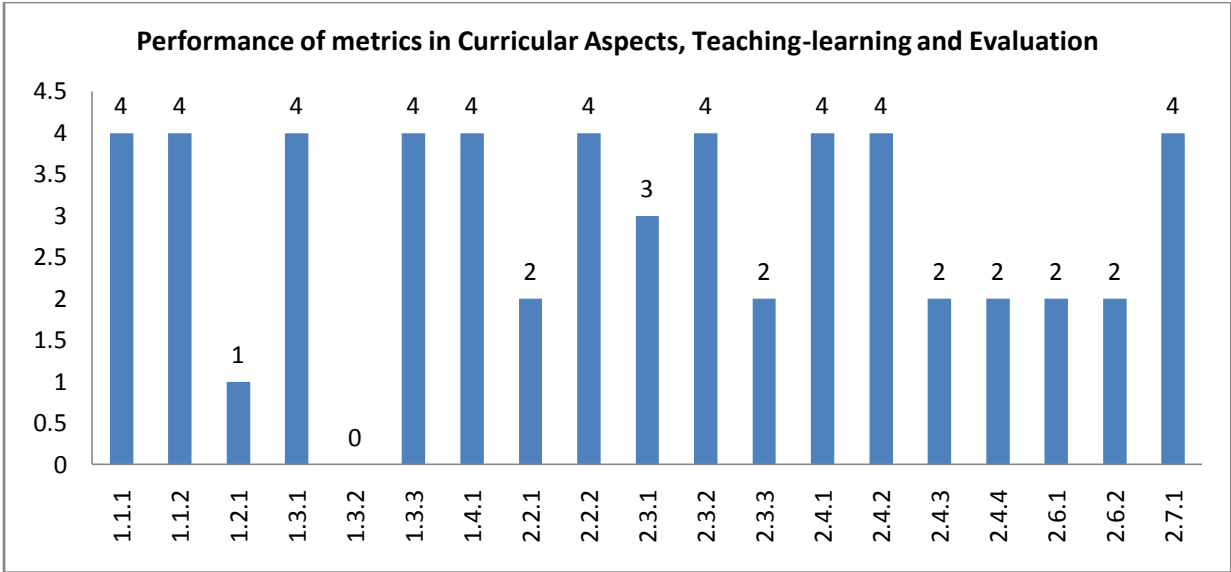
3.4.6	Bibliometrics of the publications during 2021-22 based on Scopus/ Web of Science – h-index of the Department	QnM	5	1	5
<b>3.4</b>	<b>Research Publications and Awards</b>		30	2.83	85
<b>3.5</b>	<b>Consultancy</b>				
3.5.1	Revenue generated from consultancy and corporate training during 2021-22	QnM	5	1	5
<b>3.5</b>	<b>Consultancy</b>		5	1	5
<b>3.6</b>	<b>Extension Activities</b>				
3.6.1	What are the Extension activities in the neighborhood community in terms of impact and sensitizing students to social issues and holistic development and awards received during 2021-22?	QIM	30	3.5	105
3.6.2	Number of extension and outreach Programmes conducted by the institution through organized forums including NSS/NCC with involvement of community during 2021-22	QnM	20	4	80
<b>3.6</b>	<b>Extension Activities</b>		50	3.7	185
<b>3.7</b>	<b>Collaboration</b>				
3.7.1	Number of functional MoUs/linkages with institutions/ industries in India and abroad for internship, on-the-job training, project work, student / faculty exchange and collaborative research during 2021-22	QnM	20	2	<b>40</b>
<b>3.7</b>	<b>Collaboration</b>		20	2	40
<b>Criterion III – Research, Innovations and Extension</b>			128	2.87	367
<b>Criterion IV – Infrastructure and Learning Resources</b>					
<b>4.1</b>	<b>Physical Facilities</b>				
4.1.1	The institution has adequate facilities for a. teaching – learning, viz., classrooms, laboratories, computing equipment etc b. ICT – enabled facilities such as smart class, LMS etc. c. Facilities for Cultural and sports activities, yoga centre, games (indoor and outdoor), Gymnasium, auditorium etc.	QIM	20	2	40
<b>4.1</b>	<b>Physical Facilities</b>		20	2	40

<b>4.4</b>	<b>Maintenance of Campus Infrastructure</b>				
4.4.2	There are established systems and procedures for maintaining and utilizing physical and academic support facilities – laboratory, library, sports complex, computers, classrooms etc	QIM	10	2	20
<b>4.4</b>	<b>Maintenance of Campus Infrastructure</b>		10	2	20
<b>Criterion IV – Infrastructure and Learning Resources</b>			30	2	60
<b>Criterion V - Student Support and Progression</b>					
<b>5.1</b>	<b>Student Support</b>				
5.1.3	Number of capability enhancement and development schemes 1. Soft skills 2. Language and communication skills 3. Life skills (Yoga, physical fitness, health and hygiene) 4. Awareness of trends in technology (Opt one)	QnM	8	1	8
5.1.4	The institution adopts the following for redressal of student grievances including sexual harassment and ragging cases 1. Implementation of guidelines of statutory/regulatory bodies 2. Organisation wide awareness and undertakings on policies with zero tolerance 3. Mechanisms for submission of online/offline students' grievances 4. Timely redressal of the grievances through appropriate committees	QnM	5	4	20
<b>5.1</b>	<b>Student Support</b>		8	1	8
<b>5.2</b>	<b>Student Progression</b>				
5.2.1	Placement of outgoing students and students progressing to higher education during 2021-22	QnM	20	1	20
5.2.2	Students qualifying in state/ national/ international level examinations out of the graduated students during 2021-22 (eg: NET/ SLET/GATE/GMAT /CAT, GRE/TOFEL/Civil Services/State government examinations)	QnM	10	0	0
<b>5.2</b>	<b>Student Progression</b>		30	0.67	20

<b>5.3</b>	<b>Student Participation and Activities</b>				
5.3.2	Presence of an active Student Council & representation of students on academic & administrative bodies/committees	QIM	10	1	<b>10</b>
<b>5.3</b>	<b>Student Participation and Activities</b>		10	1	10
<b>Criterion V - Student Support and Progression</b>			48	0.79	38
<b>Criterion VI – Governance, Leadership and Management</b>					
<b>6.3</b>	<b>Faculty Empowerment Strategies</b>				
6.3.3	Number of teachers undergoing online/ face-to-face Faculty Development Programmes (FDPs)/ Management Development Programmes (MDPs)	QnM	10	4	40
<b>6.3</b>	<b>Faculty Empowerment Strategies</b>		10	4	40
<b>Criterion VI – Governance, Leadership and Management</b>			10	4	40
<b>Criterion VII – Institutional Values and Best Practices</b>					
<b>7.1</b>	<b>Institutional Values and Social Responsibilities</b>				
7.1.1	Number of gender equity promotion Programmes organized by the department/club/cell/ unit during 2021-22	QIM	5	1	<b>5</b>
7.1.3	Waste Management steps including: a) Solid waste management b) Liquid waste management c) Biomedical waste management d) E-waste management e) Waste recycling system f) Hazardous chemicals and radioactive waste management	QIM	4	1	<b>4</b>
7.1.4	Rain water harvesting structures and utilization : 1. Rain water harvesting 2. Borewell /Open well recharge 3. Construction of tanks and bunds 4. Waste water recycling 5. Maintenance of water bodies and distribution system in the campus	QnM	4	4	<b>16</b>
7.1.8	Institutional efforts/initiatives in providing an inclusive environment i.e., tolerance and harmony towards cultural, regional, linguistic, communal socioeconomic and other diversities	QIM	5	2	<b>10</b>
7.1.9	Sensitization of students and employees of the Institution to the constitutional obligations: values, rights, duties and responsibilities of citizens	QIM	4	2	<b>8</b>
<b>7.1</b>	<b>Institutional Values and Social Responsibilities</b>		22	1.95	43

<b>7.2</b>	<b>Best Practices</b>				
7.2.1	Describe any one best practice followed by the Department / Cell / Body / Committee / Club/Unit	QIM	30	2	60
<b>7.2</b>	<b>Best Practices</b>		30	2	60
<b>7.3</b>	<b>Institutional Distinctiveness</b>				
7.3.1	Describe/Explain the performance the Department in one area distinctive to its Vision, Priority & Thrust	QIM	20	2	40
<b>7.3</b>	<b>Institutional Distinctiveness</b>		20	2	40
<b>Criterion VII – Institutional Values and Best Practices</b>			72	1.99	143
	<b>Criteria-wise Assessment</b>		<b>Weight age (W)</b>	<b>Score</b>	<b>Wtd Grade Point (WGP)</b>
1	Curricular Aspects		150.00	2.73	410.00
2	Teaching, Learning & Evaluation		230.00	3.09	710.00
3	Research, Innovation & Extension		128.00	2.87	367.00
4	Infrastructure & Learning resources		30.00	2.00	60.00
5	Student Support & Progression		48.00	0.79	38.00
6	Governance, Leadership & Management		10.00	4.00	40.00
7	Institutional values & Best Practices		72.00	1.99	143.00
	<b>Overall:-</b>		668.00	2.65	1768.00





## Department : Economics

### Academic and Administrative Audit - 2021-2022

#### Strengths and Weaknesses

##### **Strengths :**

- Curriculum Design and Development
- Feedback System
- Student Satisfaction Survey
- Faculty Empowerment Strategies
- Teacher Profile and Quality
- Catering to Student Diversity
- Teaching - Learning Process
- Research Publications and Awards
- Curriculum Enrichment

##### **Weaknesses :**

- Student Performance and Learning Outcomes
- Collaboration
- Physical Facilities
- Maintenance of Campus Infrastructure
- Best Practices
- Institutional Distinctiveness
- Institutional Values and Social Responsibilities
- Resource Mobilization for Research
- Academic Flexibility
- Innovation Ecosystem
- Student Support
- Student Participation and Activities
- Student Progression
- Extension Activities
- Promotion of Research and Facilities
- Consultancy



**Scott Christian College (Autonomous)**

Nagercoil – 629 003, Tamil Nadu, India

**INTERNAL QUALITY ASSURANCE CELL**



# **ACADEMIC & ADMINISTRATIVE AUDIT 2021-2022**

## **DEPARTMENT OF HISTORY**

**GRADE**

**B +**

**Score : 2.72/4**

Department : History

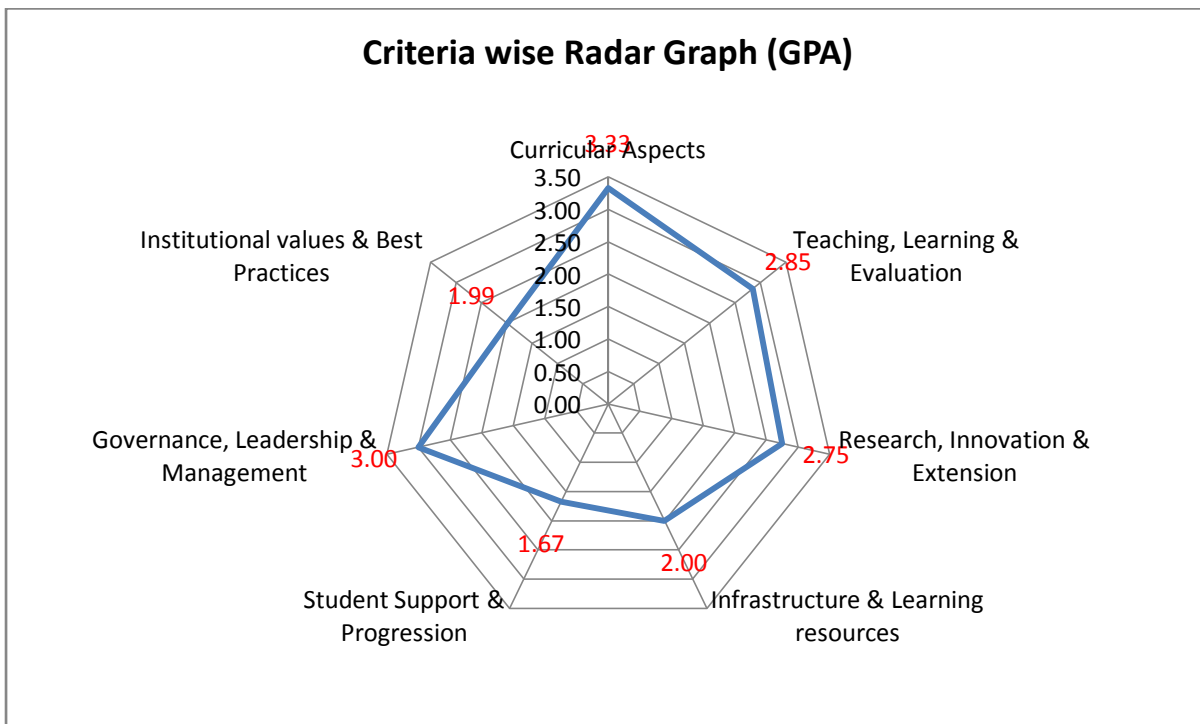
Academic and Administrative Audit - 2021-2022

No	Criteria	Weightage (W <sub>1</sub> )	Criterion- wise Weighted Grade Point (CrWGP <sub>1</sub> )	Grade Point Averages (CrWGP <sub>i</sub> /W <sub>i</sub> )
1	Curricular Aspects	150.00	500.00	3.33
2	Teaching, Learning & Evaluation	230.00	655.00	2.85
3	Research, Innovation & Extension	128.00	352.00	2.75
4	Infrastructure & Learning resources	30.00	60.00	2.00
5	Student Support & Progression	48.00	80.00	1.67
6	Governance, Leadership & Management	10.00	30.00	3.00
7	Institutional values & Best Practices	72.00	143.00	1.99
<b>Total</b>		<b>668.00</b>	<b>1820.00</b>	<b>2.72</b>
<b>CGPA : 2.72</b>				

Dean IQAC

Principal

### Department : History



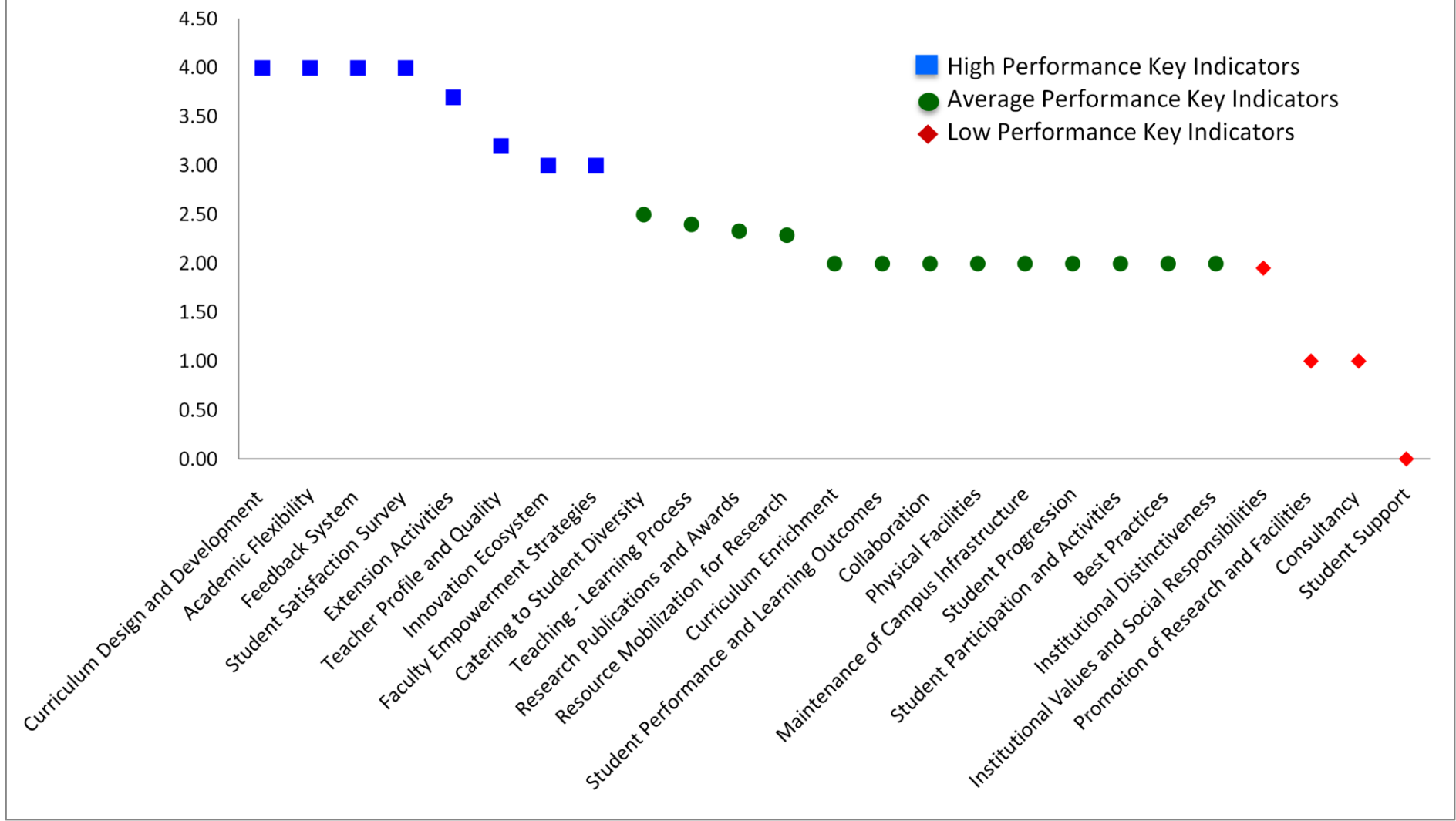
Department : History

Academic and Administrative Audit - 2021-2022

No	Criteria and Key Indicators	Key Indicator Weightage (W <sub>i</sub> )	Key Indicator Wise Weighted Grade Points (KIWGP) <sub>i</sub>	Grade Point Averages (CrWGPi/Wi)
<b>Criterion I – Curricular Aspects</b>				
1.1	Curriculum Design and Development	50	200.00	4.00
1.2	Academic Flexibility	30	120.00	4.00
1.3	Curriculum Enrichment	50	100.00	2.00
1.4	Feedback System	20	80.00	4.00
	<b>Total</b>	<b>150</b>	<b>500.00</b>	<b>3.33</b>
<b>Criterion II – Teaching-Learning and Evaluation</b>				
2.2	Catering to Student Diversity	30	75.00	2.50
2.3	Teaching - Learning Process	50	120.00	2.40
2.4	Teacher Profile and Quality	50	160.00	3.20
2.6	Student Performance and Learning Outcomes	50	100.00	2.00
2.7	Student Satisfaction Survey	50	200.00	4.00
	<b>Total</b>	<b>230</b>	<b>655.00</b>	<b>2.85</b>
<b>Criterion III – Research, Innovations and Extension</b>				
3.1	Promotion of Research and Facilities	6	6.00	1.00
3.2	Resource Mobilization for Research	7	16.00	2.29
3.3	Innovation Ecosystem	10	30.00	3.00
3.4	Research Publications and Awards	30	70.00	2.33
3.5	Consultancy	5	5.00	1.00
3.6	Extension Activities	50	185.00	3.70

3.7	Collaboration	20	40.00	2.00
	<b>Total</b>	<b>128</b>	<b>352.00</b>	<b>2.75</b>
<b>Criterion IV – Infrastructure and Learning Resources</b>				
4.1	Physical Facilities	20	40.00	2.00
4.4	Maintenance of Campus Infrastructure	10	20.00	2.00
	<b>Total</b>	<b>30</b>	<b>60.00</b>	<b>2.00</b>
<b>Criterion V - Student Support and Progression</b>				
5.1	Student Support	8	0.00	0.00
5.2	Student Progression	30	60.00	2.00
5.3	Student Participation and Activities	10	20.00	2.00
	<b>Total</b>	<b>48</b>	<b>80.00</b>	<b>1.67</b>
<b>Criterion VI – Governance, Leadership and Management</b>				
6.3	Faculty Empowerment Strategies	10	30.00	3.00
	<b>Total</b>	<b>10</b>	<b>30.00</b>	<b>3.00</b>
<b>Criterion VII – Institutional Values and Best Practices</b>				
7.1	Institutional Values and Social Responsibilities	22	43.00	1.95
7.2	Best Practices	30	60.00	2.00
7.3	Institutional Distinctiveness	20	40.00	2.00
	<b>Total</b>	<b>72</b>	<b>143.00</b>	<b>1.99</b>
	<b>Grand Total</b>	<b>668</b>	<b>1820.00</b>	<b>2.72</b>

**Values Comparison of Metrics in Key Indicators based on Performance (GPA)**







**Qualitative & Quantitative Metrics**

Metric	Parameter	QIM/ QnM	Weight age	Score	Wtd. Score
	<b>Criterion I – Curricular Aspects</b>				
<b>1.1</b>	<b>Curriculum Design and Development</b>				
1.1.1	Curricula developed/adopted having Learning Outcomes including Programme Outcomes (Pos), Programme specific outcomes (PSOs) and Course Outcomes (COs) for all the UG, PG and M.Phil programmes offered by the Department and mapped them with syllabus properly.	QIM	20	4	80
1.1.2	List of programmes offered by the institution focus on employability/ entrepreneurship/ skill development and their course syllabi are adequately revised to incorporate contemporary requirements	QIM	30	4	120
<b>1.1</b>	<b>Curriculum Design and Development</b>		50	4	200
<b>1.2</b>	<b>Academic Flexibility</b>				
1.2.1	New courses introduced of the total number of courses across all programs offered during 2021-22.	QnM	30	4	120
<b>1.2</b>	<b>Academic Flexibility</b>		30	4	120
<b>1.3</b>	<b>Curriculum Enrichment</b>				
1.3.1	Institution integrates cross-cutting issues relevant to Professional Ethics, Gender, Human Values, Environment and Sustainability and other value framework enshrined in Sustainable Development Goals and National Education Policy – 2020 into the Curriculum	QIM	15	4	60
1.3.2	Number of certificate/value added courses/Diploma Programmes offered by the institutions and online courses of MOOCs, SWAYAM/e-PG Pathshala/ NPTEL and other recognized platforms where the students of the institution have enrolled and successfully completed during the last five years	QnM	25	0	0

1.3.3	Details of of programmes that have components of field projects / research projects / internships during 2021-22	QnM	10	4	40
<b>1.3</b>	<b>Curriculum Enrichment</b>		50	2	100
<b>1.4</b>	<b>Feedback System</b>				
1.4.1	Structured feedback for curriculum and its transaction is regularly obtained from stakeholders like Students, Teachers, Employers, Alumni, Academic peers etc., and Feedback processes of the institution may be classified as follows: A. Feedback collected, analysed, action taken & communicated to the relevant bodies and feedback hosted on the institutional website B. Feedback collected, analysed, action has been taken and communicated to the relevant bodies C. Feedback collected and analysed D. Feedback collected E. Feedback not collected	QnM	20	4	80
<b>1.4</b>	<b>Feedback System</b>		20	4	80
<b>Criterion I – Curricular Aspects</b>			150	3.33	500
<b>Criterion II – Teaching-Learning and Evaluation</b>					
<b>2.2</b>	<b>Catering to Student Diversity</b>				
2.2.1	The institution assesses the learning levels of the students, after admission and organises special programs for advanced learners and slow learners	QIM	15	2	30
2.2.2	Student - Full time teacher ratio(current year data)	QnM	15	3	45
<b>2.2</b>	<b>Catering to Student Diversity</b>		30	2.5	75
<b>2.3</b>	<b>Teaching - Learning Process</b>				
2.3.1	Student centric methods, such as experiential learning, participative learning and problem solving methodologies are used for enhancing learning experiences and teachers use ICT- enabled tools including online resources for effective teaching and learning process	QIM	30	2	60
2.3.2	Ratio of students to Mentor-Mentee Schemes to address academics and student-psychological issues	QIM	10	4	40
2.3.3	Preparation and adherence to Academic Calendar and Teaching plans by the institution	QIM	10	2	20
<b>2.3</b>	<b>Teaching - Learning Process</b>		50	2.4	120

<b>2.4</b>	<b>Teacher Profile and Quality</b>				
2.4.1	Full time teachers appointed against sanctioned posts during 2021-22	QnM	15	4	60
2.4.2	Full time teachers with Ph.D. /D.Sc. / D.Litt./ L.L.D during 2021-22	QnM	25	4	100
2.4.3	Teaching experience of full time teachers in same institution number of years (Data to be provided only for the latest completed academic year)	QnM	5	0	0
2.4.4	Full time teachers working in the institution throughout during 2021-22	QnM	5	0	0
<b>2.4</b>	<b>Teacher Profile and Quality</b>		50	3.2	160
<b>2.6</b>	<b>Student Performance and Learning Outcomes</b>				
2.6.1	learning outcomes (programme and course outcome)/graduate attributes which are integrated into the assessment process and widely publicized through the website and other documents and the attainment of the same are evaluated by the Department.	QIM	30	2	60
2.6.2	Passed out details of final year students (excluding backlog students)	QnM	20	2	40
<b>2.6</b>	<b>Student Performance and Learning Outcomes</b>		50	2	100
<b>2.7</b>	<b>Student Satisfaction Survey</b>				
2.7.1	Online student satisfaction survey (SSS) regarding to teaching learning process.	QnM	50	4	200
<b>2.7</b>	<b>Student Satisfaction Survey</b>		50	4	200
<b>Criterion II – Teaching-Learning and Evaluation</b>			230	2.85	655
<b>Criterion III – Research, Innovations and Extension</b>					
<b>3.1</b>	<b>Promotion of Research and Facilities</b>				
3.1.3	Number of teachers receiving national/international fellowship/financial support by various agencies for advanced studies/research during 2021-22	QnM	6	1	6
<b>3.1</b>	<b>Promotion of Research and Facilities</b>		6	1	6

<b>3.2</b>	<b>Resource Mobilization for Research</b>				
3.2.1	Grants for research received by the institution and its faculties through Government and non-government sources such as industry, corporate houses, international bodies for research project, endowment research chairs during 2021-22	QnM	2	2	4
3.2.2	Number of teachers having research projects funded by government, non-government, industry, corporate houses, international bodies during the 2021-22	QnM	2	0	0
3.2.3	Teachers recognised as research guides as in the latest completed academic year	QnM	3	4	12
<b>3.2</b>	<b>Resource Mobilization for Research</b>		7	2.29	16
<b>3.3</b>	<b>Innovation Ecosystem</b>				
3.3.1	What are the innovation done by the Department / Club including Indian Knowledge System (IKS), including awareness about IPR, establishment of IPR cell, Incubation centre and other initiatives for the creation and transfer of knowledge/technology and the outcomes of the same are evident	QIM	10	3	30
<b>3.3</b>	<b>Innovation Ecosystem</b>		10	3	30
<b>3.4</b>	<b>Research Publications and Awards</b>				
3.4.1	The institution has a stated Code of Ethics to check malpractices and plagiarism in Research and the implementation of which is ensured through the following: 1. Inclusion of research ethics in the research methodology course work 2. Presence of institutional Ethics committee (Animal, Chemical, Bio-ethics etc.) 3. Plagiarism check through software 4. Research Advisory Committee	QnM	5	4	20
3.4.2	Number of candidates registered for Ph.D. per teacher during 2021-22	QnM	5	2	10
3.4.3	Number of research papers per teacher in the Journals notified on UGC CARE List during 2021-22	QnM	5	4	20
3.4.4	Number of books and chapters in edited volumes published per teacher during 2021-22	QnM	5	1	5
3.4.5	Bibliometrics of the publications during 2021-22 based on average citation index in Scopus/ Web of Science	QnM	5	1	5

3.4.6	Bibliometrics of the publications during 2021-22 based on Scopus/ Web of Science – h-index of the Department	QnM	5	2	10
<b>3.4</b>	<b>Research Publications and Awards</b>		30	2.33	70
<b>3.5</b>	<b>Consultancy</b>				
3.5.1	Revenue generated from consultancy and corporate training during 2021-22	QnM	5	1	5
<b>3.5</b>	<b>Consultancy</b>		5	1	5
<b>3.6</b>	<b>Extension Activities</b>				
3.6.1	What are the Extension activities in the neighborhood community in terms of impact and sensitizing students to social issues and holistic development and awards received during 2021-22?	QIM	30	3.5	105
3.6.2	Number of extension and outreach Programmes conducted by the institution through organized forums including NSS/NCC with involvement of community during 2021-22	QnM	20	4	80
<b>3.6</b>	<b>Extension Activities</b>		50	3.7	185
<b>3.7</b>	<b>Collaboration</b>				
3.7.1	Number of functional MoUs/linkages with institutions/ industries in India and abroad for internship, on-the-job training, project work, student / faculty exchange and collaborative research during 2021-22	QnM	20	2	40
<b>3.7</b>	<b>Collaboration</b>		20	2	40
<b>Criterion III – Research, Innovations and Extension</b>			128	2.75	352
<b>Criterion IV – Infrastructure and Learning Resources</b>					
<b>4.1</b>	<b>Physical Facilities</b>				
4.1.1	The institution has adequate facilities for a. teaching – learning, viz., classrooms, laboratories, computing equipment etc b. ICT – enabled facilities such as smart class, LMS etc. c. Facilities for Cultural and sports activities, yoga centre, games (indoor and outdoor), Gymnasium, auditorium etc.	QIM	20	2	40
<b>4.1</b>	<b>Physical Facilities</b>		20	2	40

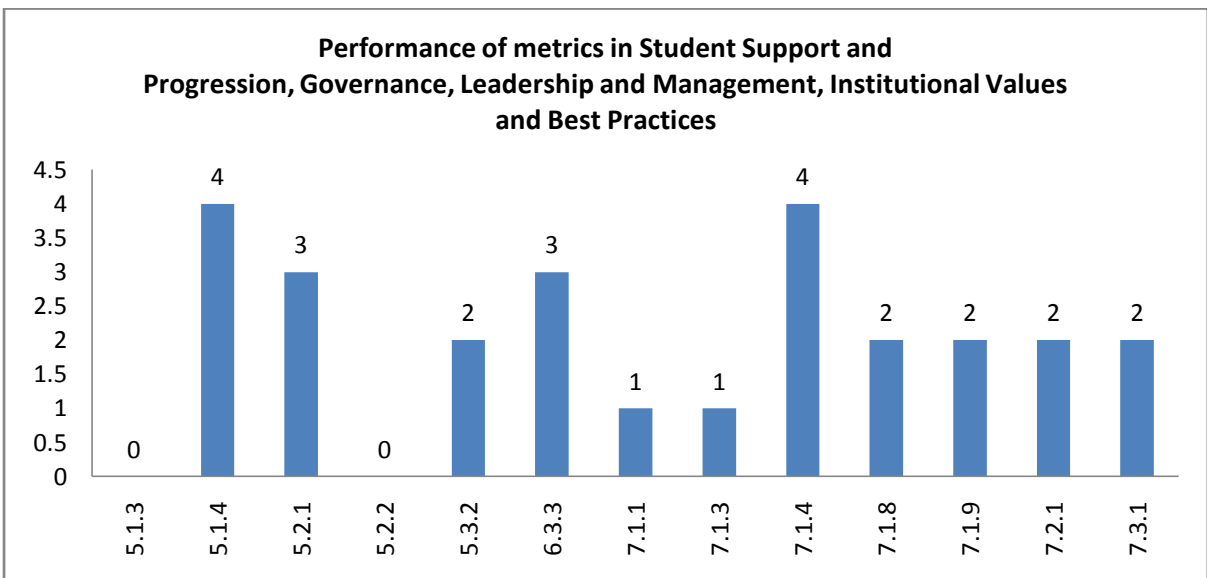
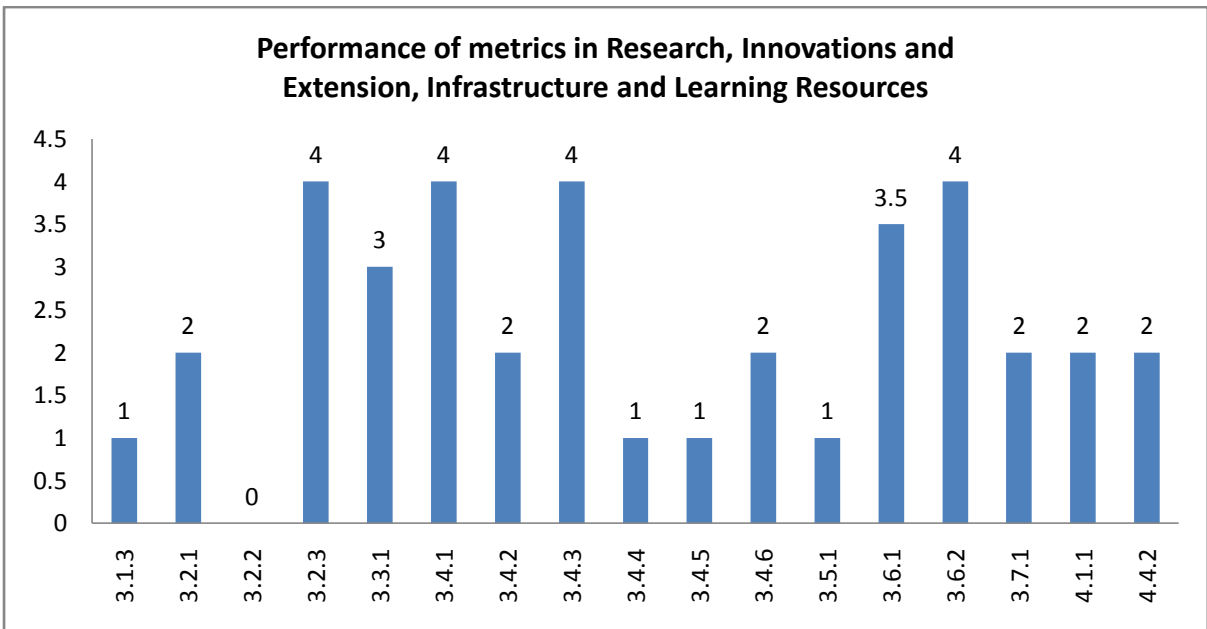
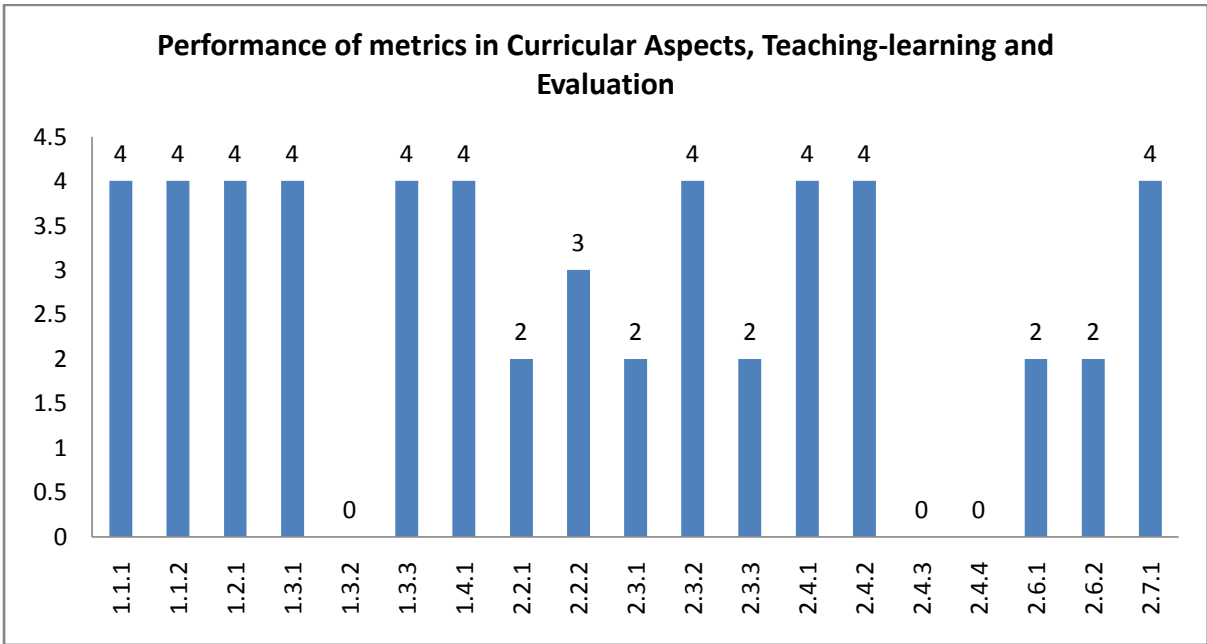
<b>4.4</b>	<b>Maintenance of Campus Infrastructure</b>				
4.4.2	There are established systems and procedures for maintaining and utilizing physical and academic support facilities – laboratory, library, sports complex, computers, classrooms etc	QIM	10	2	20
<b>4.4</b>	<b>Maintenance of Campus Infrastructure</b>		10	2	20
<b>Criterion IV – Infrastructure and Learning Resources</b>			30	2	60
<b>Criterion V - Student Support and Progression</b>					
<b>5.1</b>	<b>Student Support</b>				
5.1.3	Number of capability enhancement and development schemes 1. Soft skills 2. Language and communication skills 3. Life skills (Yoga, physical fitness, health and hygiene) 4. Awareness of trends in technology (Opt one)	QnM	8	0	0
5.1.4	The institution adopts the following for redressal of student grievances including sexual harassment and ragging cases 1. Implementation of guidelines of statutory/regulatory bodies 2. Organisation wide awareness and undertakings on policies with zero tolerance 3. Mechanisms for submission of online/offline students' grievances 4. Timely redressal of the grievances through appropriate committees	QnM	5	4	20
<b>5.1</b>	<b>Student Support</b>		8	0	0
<b>5.2</b>	<b>Student Progression</b>				
5.2.1	Placement of outgoing students and students progressing to higher education during 2021-22	QnM	20	3	60
5.2.2	Students qualifying in state/ national/ international level examinations out of the graduated students during 2021-22 (eg: NET/ SLET/GATE/GMAT /CAT, GRE/TOFEL/Civil Services/State government examinations)	QnM	10	0	0
<b>5.2</b>	<b>Student Progression</b>		30	2	60
<b>5.3</b>	<b>Student Participation and Activities</b>				
5.3.2	Presence of an active Student Council & representation of students on academic & administrative bodies/committees	QIM	10	2	20
<b>5.3</b>	<b>Student Participation and Activities</b>		10	2	20
<b>Criterion V - Student Support and Progression</b>			48	1.67	80

	<b>Criterion VI – Governance, Leadership and Management</b>				
<b>6.3</b>	<b>Faculty Empowerment Strategies</b>				
6.3.3	Number of teachers undergoing online/ face-to-face Faculty Development Programmes (FDPs)/ Management Development Programmes (MDPs)	QnM	10	3	30
<b>6.3</b>	<b>Faculty Empowerment Strategies</b>		10	3	30
	<b>Criterion VI – Governance, Leadership and Management</b>		10	3	30
	<b>Criterion VII – Institutional Values and Best Practices</b>				
<b>7.1</b>	<b>Institutional Values and Social Responsibilities</b>				
7.1.1	Number of gender equity promotion Programmes organized by the department/club/cell/ unit during 2021-22	QIM	5	1	5
7.1.3	Waste Management steps including: a) Solid waste management b) Liquid waste management c) Biomedical waste management d) E-waste management e) Waste recycling system f) Hazardous chemicals and radioactive waste management	QIM	4	1	4
7.1.4	Rain water harvesting structures and utilization : 1. Rain water harvesting 2. Borewell /Open well recharge 3. Construction of tanks and bunds 4. Waste water recycling 5. Maintenance of water bodies and distribution system in the campus	QnM	4	4	16
7.1.8	Institutional efforts/initiatives in providing an inclusive environment i.e., tolerance and harmony towards cultural, regional, linguistic, communal socioeconomic and other diversities	QIM	5	2	10
7.1.9	Sensitization of students and employees of the Institution to the constitutional obligations: values, rights, duties and responsibilities of citizens	QIM	4	2	8
<b>7.1</b>	<b>Institutional Values and Social Responsibilities</b>		22	1.95	43
<b>7.2</b>	<b>Best Practices</b>				
7.2.1	Describe any one best practice followed by the Department / Cell / Body / Committee / Club/Unit	QIM	30	2	60
<b>7.2</b>	<b>Best Practices</b>		30	2	60

<b>7.3</b>	<b>Institutional Distinctiveness</b>				
7.3.1	Describe/Explain the performance the Department in one area distinctive to its Vision, Priority & Thrust	QIM	20	2	40
<b>7.3</b>	<b>Institutional Distinctiveness</b>		20	2	40
<b>Criterion VII – Institutional Values and Best Practices</b>			72	1.99	143
	<b>Criteria-wise Assessment</b>		<b>Weight age (W)</b>	<b>Score</b>	<b>Wtd Grade Point (WGP)</b>
1	Curricular Aspects		150.00	3.33	500.00
2	Teaching, Learning & Evaluation		230.00	2.85	655.00
3	Research, Innovation & Extension		128.00	2.75	352.00
4	Infrastructure & Learning resources		30.00	2.00	60.00
5	Student Support & Progression		48.00	1.67	80.00
6	Governance, Leadership & Management		10.00	3.00	30.00
7	Institutional values & Best Practices		72.00	1.99	143.00
	<b>Overall:-</b>		668.00	2.72	1820.00







## Department : History

### Academic and Administrative Audit - 2021-2022

#### Strengths and Weaknesses

##### **Strengths :**

- Curriculum Design and Development
- Academic Flexibility
- Feedback System
- Student Satisfaction Survey
- Extension Activities
- Teacher Profile and Quality
- Innovation Ecosystem
- Faculty Empowerment Strategies

##### **Weaknesses :**

- Catering to Student Diversity
- Teaching - Learning Process
- Research Publications and Awards
- Resource Mobilization for Research
- Curriculum Enrichment
- Student Performance and Learning Outcomes
- Collaboration
- Physical Facilities
- Maintenance of Campus Infrastructure
- Student Progression
- Student Participation and Activities
- Best Practices
- Institutional Distinctiveness
- Institutional Values and Social Responsibilities
- Promotion of Research and Facilities
- Consultancy
- Student Support





**Scott Christian College (Autonomous)**  
Nagercoil – 629 003, Tamil Nadu, India



**INTERNAL QUALITY ASSURANCE CELL**

# **ACADEMIC & ADMINISTRATIVE AUDIT 2021-2022**

## **DEPARTMENT OF ENGLISH**

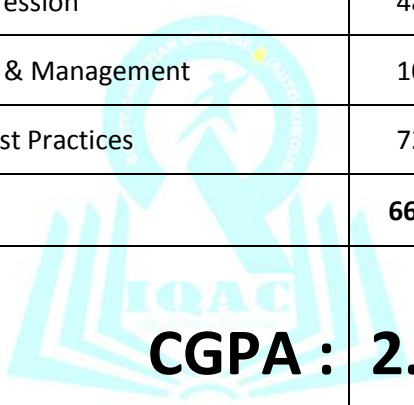
**GRADE**

**B + +**

**Score : 2.99/4**

Department : English

Academic and Administrative Audit - 2021-2022

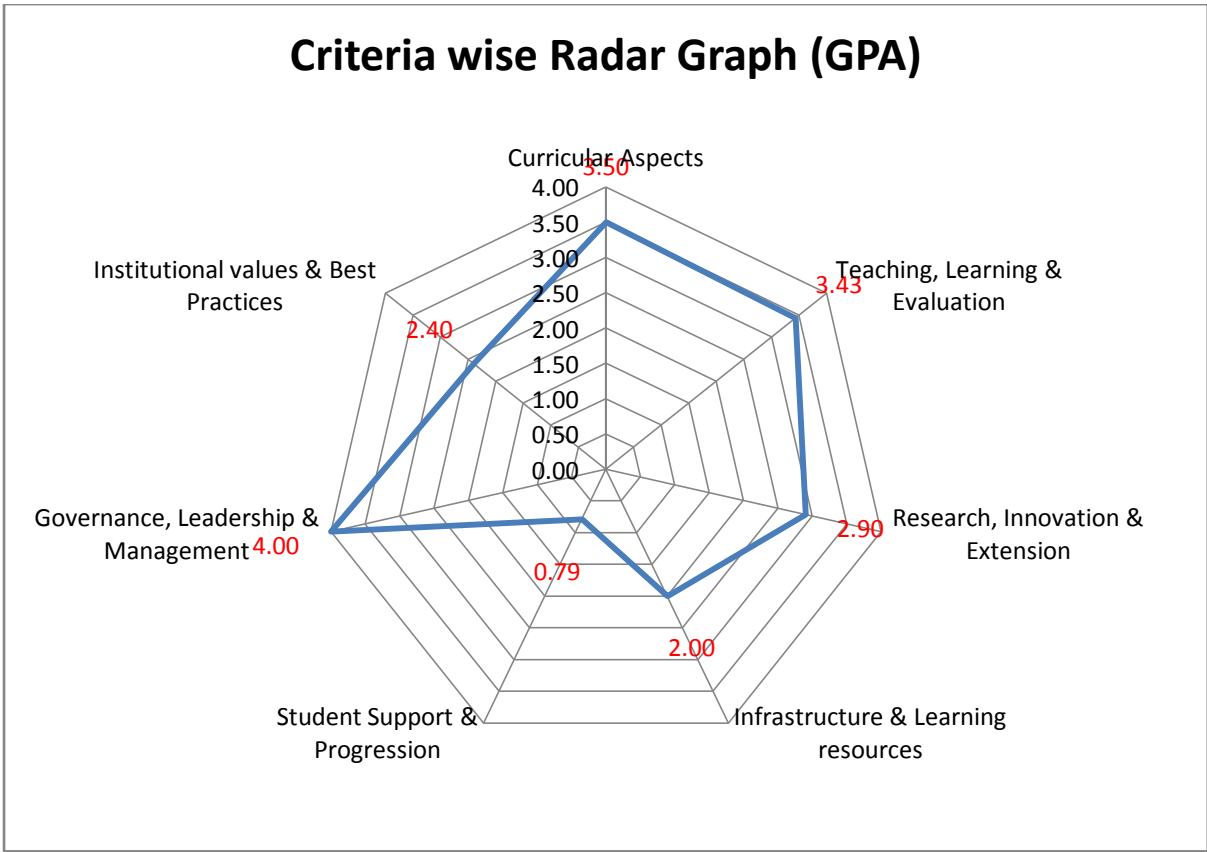
No	Criteria	Weightage (W1)	Criterion-wise Weighted Grade Point (CrWGP1)	Grade Point Averages (CrWGP <sub>i</sub> /W <sub>i</sub> )
1	Curricular Aspects	150.00	525.00	3.50
2	Teaching, Learning & Evaluation	230.00	790.00	3.43
3	Research, Innovation & Extension	128.00	371.00	2.90
4	Infrastructure & Learning resources	30.00	60.00	2.00
5	Student Support & Progression	48.00	38.00	0.79
6	Governance, Leadership & Management	10.00	40.00	4.00
7	Institutional values & Best Practices	72.00	173.00	2.40
	<b>Total</b>	<b>668.00</b>	<b>1997.00</b>	<b>2.99</b>
		 <b>CGPA : 2.99</b>		

Dean IQAC

Principal

Department : English

### Criteria wise Radar Graph (GPA)

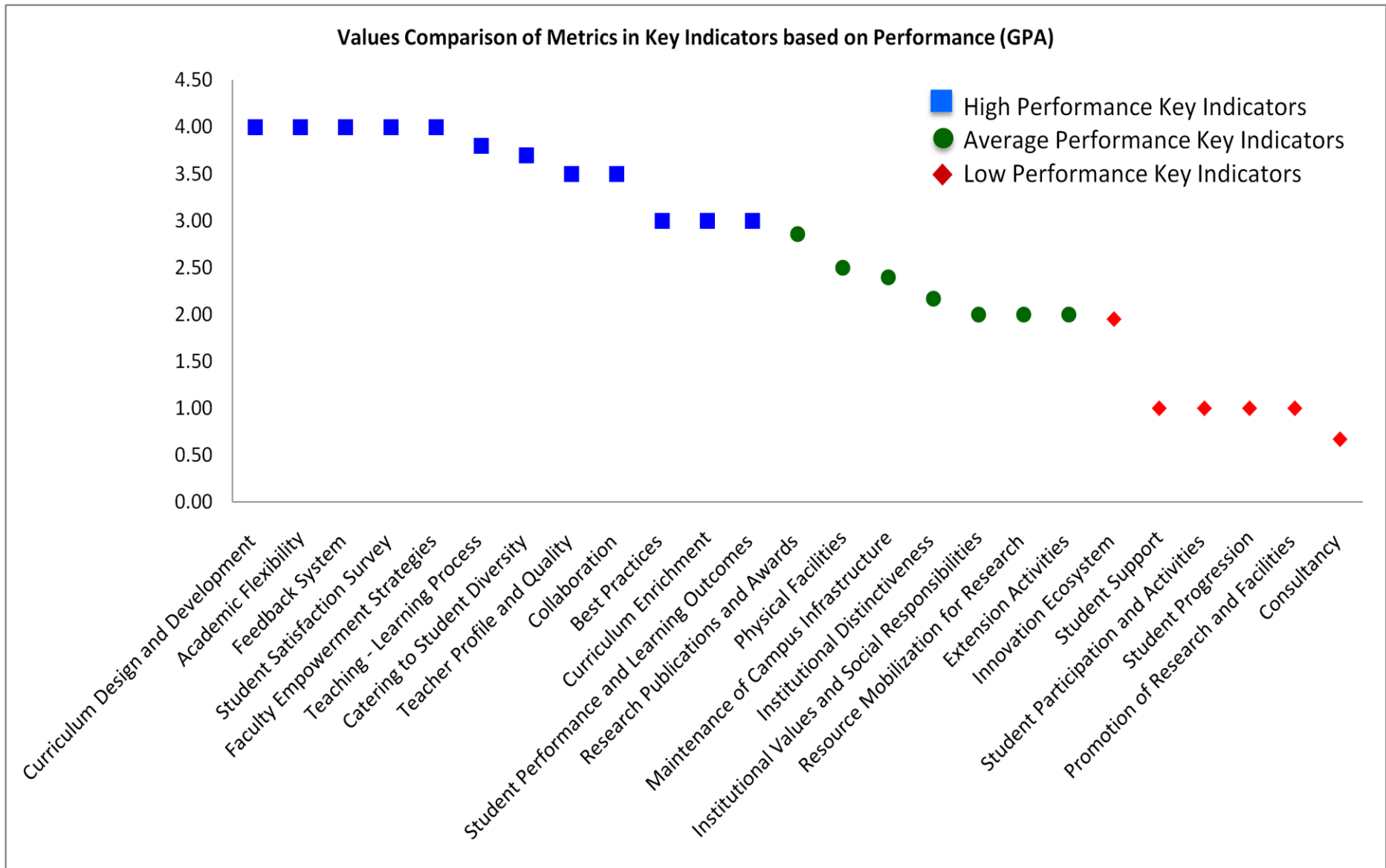


Department : English

Academic and Administrative Audit - 2021-2022

No	Criteria and Key Indicators	Key Indicator Weightage ( $W_i$ )	Key Indicator Wise Weighted Grade Points (KIWGP) <sub>i</sub>	Grade Point Averages (CrWGPI/ $W_i$ )
<b>Criterion I – Curricular Aspects</b>				
1.1	Curriculum Design and Development	50	200.00	4.00
1.2	Academic Flexibility	30	120.00	4.00
1.3	Curriculum Enrichment	50	125.00	2.50
1.4	Feedback System	20	80.00	4.00
	<b>Total</b>	<b>150</b>	<b>525.00</b>	<b>3.50</b>
<b>Criterion II – Teaching-Learning and Evaluation</b>				
2.2	Catering to Student Diversity	30	105.00	3.50
2.3	Teaching - Learning Process	50	190.00	3.80
2.4	Teacher Profile and Quality	50	175.00	3.50
2.6	Student Performance and Learning Outcomes	50	120.00	2.40
2.7	Student Satisfaction Survey	50	200.00	4.00
	<b>Total</b>	<b>230</b>	<b>790.00</b>	<b>3.43</b>
<b>Criterion III – Research, Innovations and Extension</b>				
3.1	Promotion of Research and Facilities	6	6.00	1.00
3.2	Resource Mobilization for Research	7	20.00	2.86
3.3	Innovation Ecosystem	10	30.00	3.00
3.4	Research Publications and Awards	30	65.00	2.17
3.5	Consultancy	5	5.00	1.00
3.6	Extension Activities	50	185.00	3.70

3.7	Collaboration	20	60.00	3.00
	<b>Total</b>	<b>128</b>	<b>371.00</b>	<b>2.90</b>
<b>Criterion IV – Infrastructure and Learning Resources</b>				
4.1	Physical Facilities	20	40.00	2.00
4.4	Maintenance of Campus Infrastructure	10	20.00	2.00
	<b>Total</b>	<b>30</b>	<b>60.00</b>	<b>2.00</b>
<b>Criterion V - Student Support and Progression</b>				
5.1	Student Support	8	8.00	1.00
5.2	Student Progression	30	20.00	0.67
5.3	Student Participation and Activities	10	10.00	1.00
	<b>Total</b>	<b>48</b>	<b>38.00</b>	<b>0.79</b>
<b>Criterion VI – Governance, Leadership and Management</b>				
6.3	Faculty Empowerment Strategies	10	40.00	4.00
	<b>Total</b>	<b>10</b>	<b>40.00</b>	<b>4.00</b>
<b>Criterion VII – Institutional Values and Best Practices</b>				
7.1	Institutional Values and Social Responsibilities	22	43.00	1.95
7.2	Best Practices	30	90.00	3.00
7.3	Institutional Distinctiveness	20	40.00	2.00
	<b>Total</b>	<b>72</b>	<b>173.00</b>	<b>2.40</b>
	<b>Grand Total</b>	<b>668</b>	<b>1997.00</b>	<b>2.99</b>







## Scott Christian College (Autonomous), Nagercoil



AAA 2021-22 - Assessment Sheet

Department of English

### Qualitative & Quantitative Metrics

Metric	Parameter	QIM/ QnM	Weight age	Score	Wtd. Score
	<b>Criterion I – Curricular Aspects</b>				
<b>1.1</b>	<b>Curriculum Design and Development</b>				
1.1.1	Curricula developed/adopted having Learning Outcomes including Programme Outcomes (Pos), Programme specific outcomes (PSOs) and Course Outcomes (COs) for all the UG, PG and M.Phil programmes offered by the Department and mapped them with syllabus properly.	QIM	20	4	80
1.1.2	List of programmes offered by the institution focus on employability/ entrepreneurship/ skill development and their course syllabi are adequately revised to incorporate contemporary requirements	QIM	30	4	120
<b>1.1</b>	<b>Curriculum Design and Development</b>		50	4	200
<b>1.2</b>	<b>Academic Flexibility</b>				
1.2.1	New courses introduced of the total number of courses across all programs offered during 2021-22.	QnM	30	4	120
<b>1.2</b>	<b>Academic Flexibility</b>		30	4	120
<b>1.3</b>	<b>Curriculum Enrichment</b>				
1.3.1	Institution integrates cross-cutting issues relevant to Professional Ethics, Gender, Human Values, Environment and Sustainability and other value framework enshrined in Sustainable Development Goals and National Education Policy – 2020 into the Curriculum	QIM	15	4	60
1.3.2	Number of certificate/value added courses/Diploma Programmes offered by the institutions and online courses of MOOCs, SWAYAM/e-PG Pathshala/ NPTEL and other recognized platforms where the students of the institution have enrolled and successfully completed during the last five years	QnM	25	1	25

1.3.3	Details of of programmes that have components of field projects / research projects / internships during 2021-22	QnM	10	4	40
<b>1.3</b>	<b>Curriculum Enrichment</b>		50	2.5	125
<b>1.4</b>	<b>Feedback System</b>				
1.4.1	Structured feedback for curriculum and its transaction is regularly obtained from stakeholders like Students, Teachers, Employers, Alumni, Academic peers etc., and Feedback processes of the institution may be classified as follows: A. Feedback collected, analysed, action taken & communicated to the relevant bodies and feedback hosted on the institutional website B. Feedback collected, analysed, action has been taken and communicated to the relevant bodies C. Feedback collected and analysed D. Feedback collected E. Feedback not collected	QnM	20	4	80
<b>1.4</b>	<b>Feedback System</b>		20	4	80
<b>Criterion I – Curricular Aspects</b>			150	3.5	525
<b>Criterion II – Teaching-Learning and Evaluation</b>					
<b>2.2</b>	<b>Catering to Student Diversity</b>				
2.2.1	The institution assesses the learning levels of the students, after admission and organises special programs for advanced learners and slow learners	QIM	15	3	45
2.2.2	Student - Full time teacher ratio(current year data)	QnM	15	4	60
<b>2.2</b>	<b>Catering to Student Diversity</b>		30	3.5	105
<b>2.3</b>	<b>Teaching - Learning Process</b>				
2.3.1	Student centric methods, such as experiential learning, participative learning and problem solving methodologies are used for enhancing learning experiences and teachers use ICT- enabled tools including online resources for effective teaching and learning process	QIM	30	4	120
2.3.2	Ratio of students to Mentor-Mentee Schemes to address academics and student-psychological issues	QIM	10	4	40
2.3.3	Preparation and adherence to Academic Calendar and Teaching plans by the institution	QIM	10	3	30
<b>2.3</b>	<b>Teaching - Learning Process</b>		50	3.8	190

<b>2.4</b>	<b>Teacher Profile and Quality</b>				
2.4.1	Full time teachers appointed against sanctioned posts during 2021-22	QnM	15	4	60
2.4.2	Full time teachers with Ph.D. /D.Sc. / D.Litt./ L.L.D during 2021-22	QnM	25	4	100
2.4.3	Teaching experience of full time teachers in same institution number of years (Data to be provided only for the latest completed academic year)	QnM	5	3	15
2.4.4	Full time teachers working in the institution throughout during 2021-22	QnM	5	3	15
<b>2.4</b>	<b>Teacher Profile and Quality</b>		50	3.5	175
<b>2.6</b>	<b>Student Performance and Learning Outcomes</b>				
2.6.1	learning outcomes (programme and course outcome)/graduate attributes which are integrated into the assessment process and widely publicized through the website and other documents and the attainment of the same are evaluated by the Department.	QIM	30	2	60
2.6.2	Passed out details of final year students (excluding backlog students)	QnM	20	3	60
<b>2.6</b>	<b>Student Performance and Learning Outcomes</b>		50	2.4	120
<b>2.7</b>	<b>Student Satisfaction Survey</b>				
2.7.1	Online student satisfaction survey (SSS) regarding to teaching learning process.	QnM	50	4	200
<b>2.7</b>	<b>Student Satisfaction Survey</b>		50	4	200
<b>Criterion II – Teaching-Learning and Evaluation</b>			230	3.43	790
<b>Criterion III – Research, Innovations and Extension</b>					
<b>3.1</b>	<b>Promotion of Research and Facilities</b>				
3.1.3	Number of teachers receiving national/ international fellowship/financial support by various agencies for advanced studies/research during 2021-22	QnM	6	1	6
<b>3.1</b>	<b>Promotion of Research and Facilities</b>		6	1	6
<b>3.2</b>	<b>Resource Mobilization for Research</b>				
3.2.1	Grants for research received by the institution and its faculties through Government and non-government sources such as industry, corporate houses, international bodies for research project, endowment research chairs during 2021-22	QnM	2	2	4

3.2.2	Number of teachers having research projects funded by government, non-government, industry, corporate houses, international bodies during the 2021-22	QnM	2	2	4
3.2.3	Teachers recognised as research guides as in the latest completed academic year	QnM	3	4	12
<b>3.2</b>	<b>Resource Mobilization for Research</b>		7	2.86	20
<b>3.3</b>	<b>Innovation Ecosystem</b>				
3.3.1	What are the innovation done by the Department / Club including Indian Knowledge System (IKS), including awareness about IPR, establishment of IPR cell, Incubation centre and other initiatives for the creation and transfer of knowledge/technology and the outcomes of the same are evident	QIM	10	3	30
<b>3.3</b>	<b>Innovation Ecosystem</b>		10	3	30
<b>3.4</b>	<b>Research Publications and Awards</b>				
3.4.1	The institution has a stated Code of Ethics to check malpractices and plagiarism in Research and the implementation of which is ensured through the following: 1. Inclusion of research ethics in the research methodology course work 2. Presence of institutional Ethics committee (Animal, Chemical, Bio-ethics etc.) 3. Plagiarism check through software 4. Research Advisory Committee	QnM	5	4	20
3.4.2	Number of candidates registered for Ph.D. per teacher during 2021-22	QnM	5	1	5
3.4.3	Number of research papers per teacher in the Journals notified on UGC CARE List during 2021-22	QnM	5	4	20
3.4.4	Number of books and chapters in edited volumes published per teacher during 2021-22	QnM	5	2	10
3.4.5	Bibliometrics of the publications during 2021-22 based on average citation index in Scopus/ Web of Science	QnM	5	1	5
3.4.6	Bibliometrics of the publications during 2021-22 based on Scopus/ Web of Science – h-index of the Department	QnM	5	1	5
<b>3.4</b>	<b>Research Publications and Awards</b>		30	2.17	65

<b>3.5</b>	<b>Consultancy</b>				
3.5.1	Revenue generated from consultancy and corporate training during 2021-22	QnM	5	1	5
<b>3.5</b>	<b>Consultancy</b>		5	1	5
<b>3.6</b>	<b>Extension Activities</b>				
3.6.1	What are the Extension activities in the neighborhood community in terms of impact and sensitizing students to social issues and holistic development and awards received during 2021-22?	QIM	30	3.5	105
3.6.2	Number of extension and outreach Programmes conducted by the institution through organized forums including NSS/NCC with involvement of community during 2021-22	QnM	20	4	80
<b>3.6</b>	<b>Extension Activities</b>		50	3.7	185
<b>3.7</b>	<b>Collaboration</b>				
3.7.1	Number of functional MoUs/linkages with institutions/ industries in India and abroad for internship, on-the-job training, project work, student / faculty exchange and collaborative research during 2021-22	QnM	20	3	60
<b>3.7</b>	<b>Collaboration</b>		20	3	60
<b>Criterion III – Research, Innovations and Extension</b>			128	2.9	371
<b>Criterion IV – Infrastructure and Learning Resources</b>					
<b>4.1</b>	<b>Physical Facilities</b>				
4.1.1	The institution has adequate facilities for a. teaching – learning, viz., classrooms, laboratories, computing equipment etc b. ICT – enabled facilities such as smart class, LMS etc. c. Facilities for Cultural and sports activities, yoga centre, games (indoor and outdoor), Gymnasium, auditorium etc.	QIM	20	2	40
<b>4.1</b>	<b>Physical Facilities</b>		20	2	40
<b>4.4</b>	<b>Maintenance of Campus Infrastructure</b>				
4.4.2	There are established systems and procedures for maintaining and utilizing physical and academic support facilities – laboratory, library, sports complex, computers, classrooms etc	QIM	10	2	20
<b>4.4</b>	<b>Maintenance of Campus Infrastructure</b>		10	2	20
<b>Criterion IV – Infrastructure and Learning Resources</b>			30	2	60

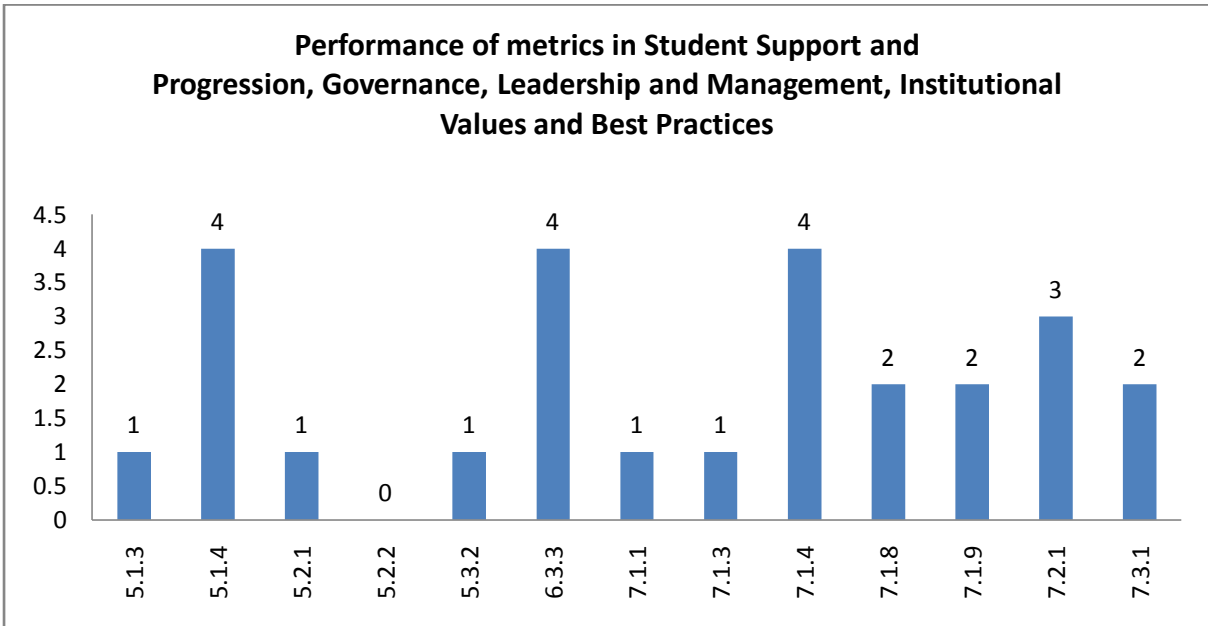
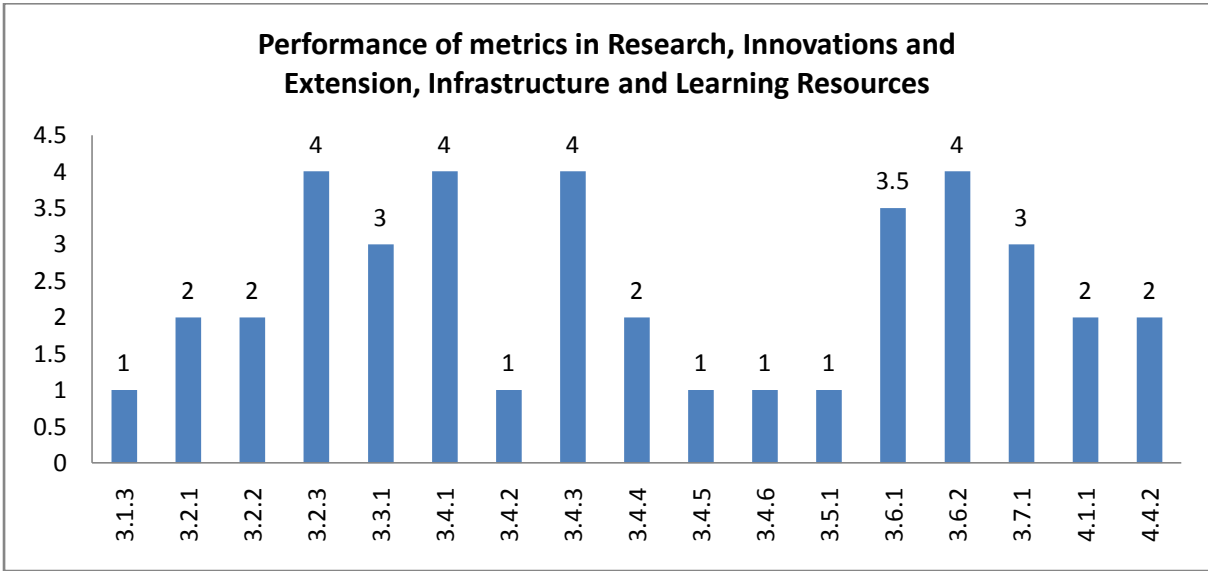
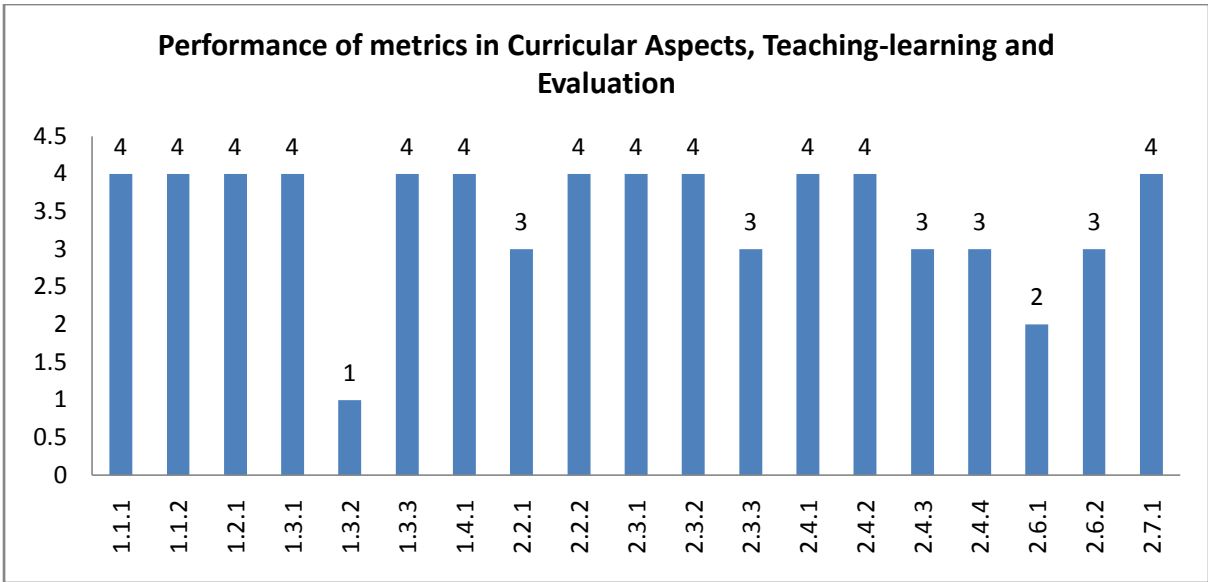
	<b>Criterion V - Student Support and Progression</b>				
<b>5.1</b>	<b>Student Support</b>				
5.1.3	Number of capability enhancement and development schemes 1. Soft skills 2. Language and communication skills 3. Life skills (Yoga, physical fitness, health and hygiene) 4. Awareness of trends in technology (Opt one)	QnM	8	1	8
5.1.4	The institution adopts the following for redressal of student grievances including sexual harassment and ragging cases 1. Implementation of guidelines of statutory/regulatory bodies 2. Organisation wide awareness and undertakings on policies with zero tolerance 3. Mechanisms for submission of online/offline students' grievances 4. Timely redressal of the grievances through appropriate committees	QnM	5	4	20
<b>5.1</b>	<b>Student Support</b>		8	1	8
<b>5.2</b>	<b>Student Progression</b>				
5.2.1	Placement of outgoing students and students progressing to higher education during 2021-22	QnM	20	1	20
5.2.2	Students qualifying in state/ national/ international level examinations out of the graduated students during 2021-22 (eg: NET/ SLET/GATE/GMAT /CAT, GRE/TOFEL/Civil Services/State government examinations)	QnM	10	0	0
<b>5.2</b>	<b>Student Progression</b>		30	0.67	20
<b>5.3</b>	<b>Student Participation and Activities</b>				
5.3.2	Presence of an active Student Council & representation of students on academic & administrative bodies/committees	QIM	10	1	10
<b>5.3</b>	<b>Student Participation and Activities</b>		10	1	10
<b>Criterion V - Student Support and Progression</b>			48	0.79	38
	<b>Criterion VI – Governance, Leadership and Management</b>				
<b>6.3</b>	<b>Faculty Empowerment Strategies</b>				
6.3.3	Number of teachers undergoing online/ face-to-face Faculty Development Programmes (FDPs)/ Management Development Programmes (MDPs)	QnM	10	4	40
<b>6.3</b>	<b>Faculty Empowerment Strategies</b>		10	4	40

<b>Criterion VI – Governance, Leadership and Management</b>			10	4	40
<b>Criterion VII – Institutional Values and Best Practices</b>					
<b>7.1</b>	<b>Institutional Values and Social Responsibilities</b>				
7.1.1	Number of gender equity promotion Programmes organized by the department/club/cell/ unit during 2021-22	QIM	5	1	5
7.1.3	Waste Management steps including: a) Solid waste management b) Liquid waste management c) Biomedical waste management d) E-waste management e) Waste recycling system f) Hazardous chemicals and radioactive waste management	QIM	4	1	4
7.1.4	Rain water harvesting structures and utilization : 1. Rain water harvesting 2. Borewell /Open well recharge 3. Construction of tanks and bunds 4. Waste water recycling 5. Maintenance of water bodies and distribution system in the campus	QnM	4	4	16
7.1.8	Institutional efforts/initiatives in providing an inclusive environment i.e., tolerance and harmony towards cultural, regional, linguistic, communal socioeconomic and other diversities	QIM	5	2	10
7.1.9	Sensitization of students and employees of the Institution to the constitutional obligations: values, rights, duties and responsibilities of citizens	QIM	4	2	8
<b>7.1</b>	<b>Institutional Values and Social Responsibilities</b>		22	1.95	43
<b>7.2</b>	<b>Best Practices</b>				
7.2.1	Describe any one best practice followed by the Department / Cell / Body / Committee / Club/Unit	QIM	30	3	90
<b>7.2</b>	<b>Best Practices</b>		30	3	90
<b>7.3</b>	<b>Institutional Distinctiveness</b>				
7.3.1	Describe/Explain the performance the Department in one area distinctive to its Vision, Priority & Thrust	QIM	20	2	40
<b>7.3</b>	<b>Institutional Distinctiveness</b>		20	2	40
<b>Criterion VII – Institutional Values and Best Practices</b>			72	2.4	173

	<b>Criteria-wise Assessment</b>		<b>Weight age (W)</b>	<b>Score</b>	<b>Wtd Grade Point (WGP)</b>
1	Curricular Aspects		150.00	3.50	525.00
2	Teaching, Learning & Evaluation		230.00	3.43	790.00
3	Research, Innovation & Extension		128.00	2.90	371.00
4	Infrastructure & Learning resources		30.00	2.00	60.00
5	Student Support & Progression		48.00	0.79	38.00
6	Governance, Leadership & Management		10.00	4.00	40.00
7	Institutional values & Best Practices		72.00	2.40	173.00
	<b>Overall:-</b>		<b>668.00</b>	<b>2.99</b>	<b>1997.00</b>







## Department : English

### Academic and Administrative Audit - 2021-2022

#### Strengths and Weaknesses

##### Strengths :

- Curriculum Design and Development
- Academic Flexibility
- Feedback System
- Student Satisfaction Survey
- Faculty Empowerment Strategies
- Teaching - Learning Process
- Catering to Student Diversity
- Teacher Profile and Quality
- Collaboration
- Best Practices
- Curriculum Enrichment
- Student Performance and Learning Outcomes

##### Weaknesses :

- Research Publications and Awards
- Physical Facilities
- Maintenance of Campus Infrastructure
- Institutional Distinctiveness
- Institutional Values and Social Responsibilities
- Resource Mobilization for Research
- Extension Activities
- Innovation Ecosystem
- Student Support
- Student Participation and Activities
- Student Progression
- Promotion of Research and Facilities
- Consultancy





**Scott Christian College (Autonomous)**  
Nagercoil – 629 003, Tamil Nadu, India

**INTERNAL QUALITY ASSURANCE CELL**



# **ACADEMIC & ADMINISTRATIVE AUDIT 2021-2022**

**DEPARTMENT OF TAMIL**

**GRADE**

**B + +**

**Score : 2.82/4**

Department : TAMIL

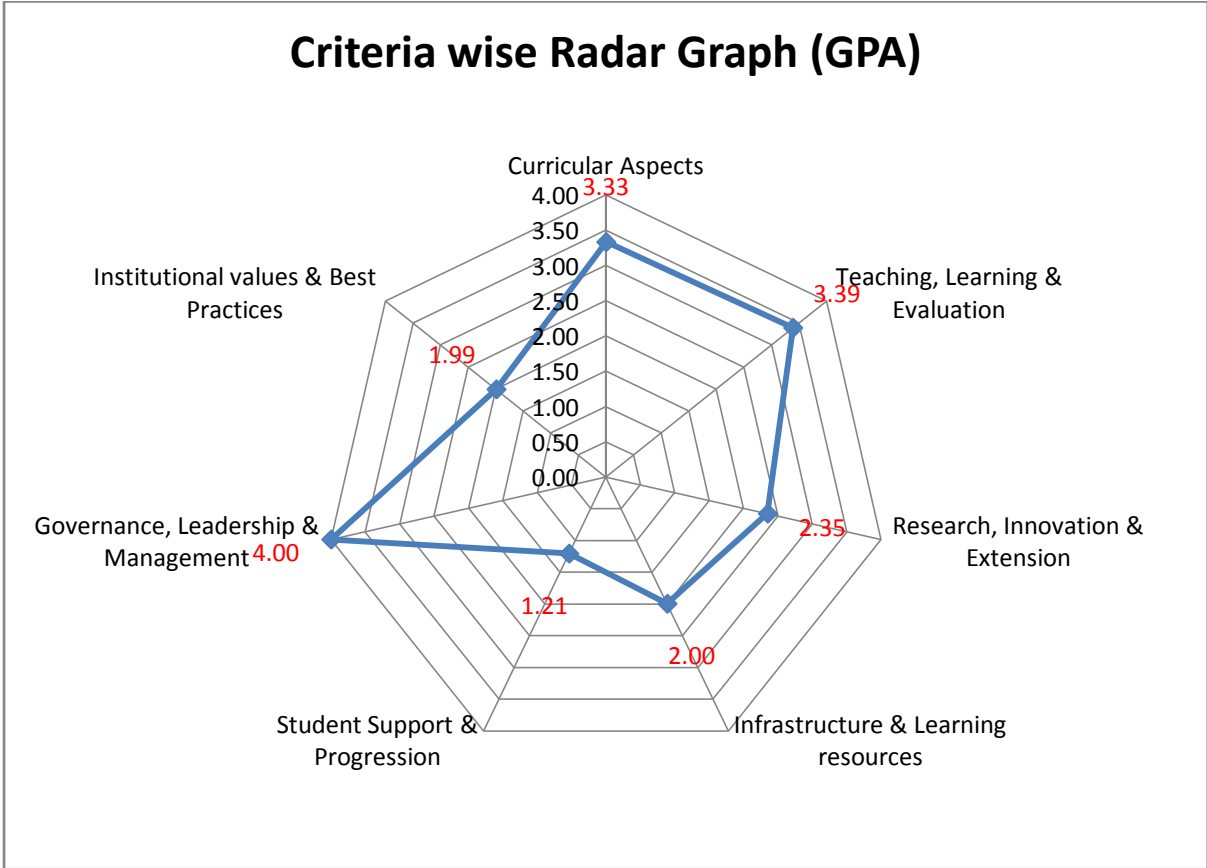
Academic and Administrative Audit - 2021-2022

No	Criteria	Weightage (W1)	Criterion-wise Weighted Grade Point (CrWGP1)	Grade Point Averages (CrWGP <sub>i</sub> /W <sub>i</sub> )
1	Curricular Aspects	150.00	500.00	3.33
2	Teaching, Learning & Evaluation	230.00	780.00	3.39
3	Research, Innovation & Extension	128.00	301.00	2.35
4	Infrastructure & Learning resources	30.00	60.00	2.00
5	Student Support & Progression	48.00	58.00	1.21
6	Governance, Leadership & Management	10.00	40.00	4.00
7	Institutional values & Best Practices	72.00	143.00	1.99
	<b>Total</b>	<b>668.00</b>	<b>1882.00</b>	<b>2.82</b>
		<b>CGPA : 2.82</b>		

Dean IQAC

Principal

### Criteria wise Radar Graph (GPA)



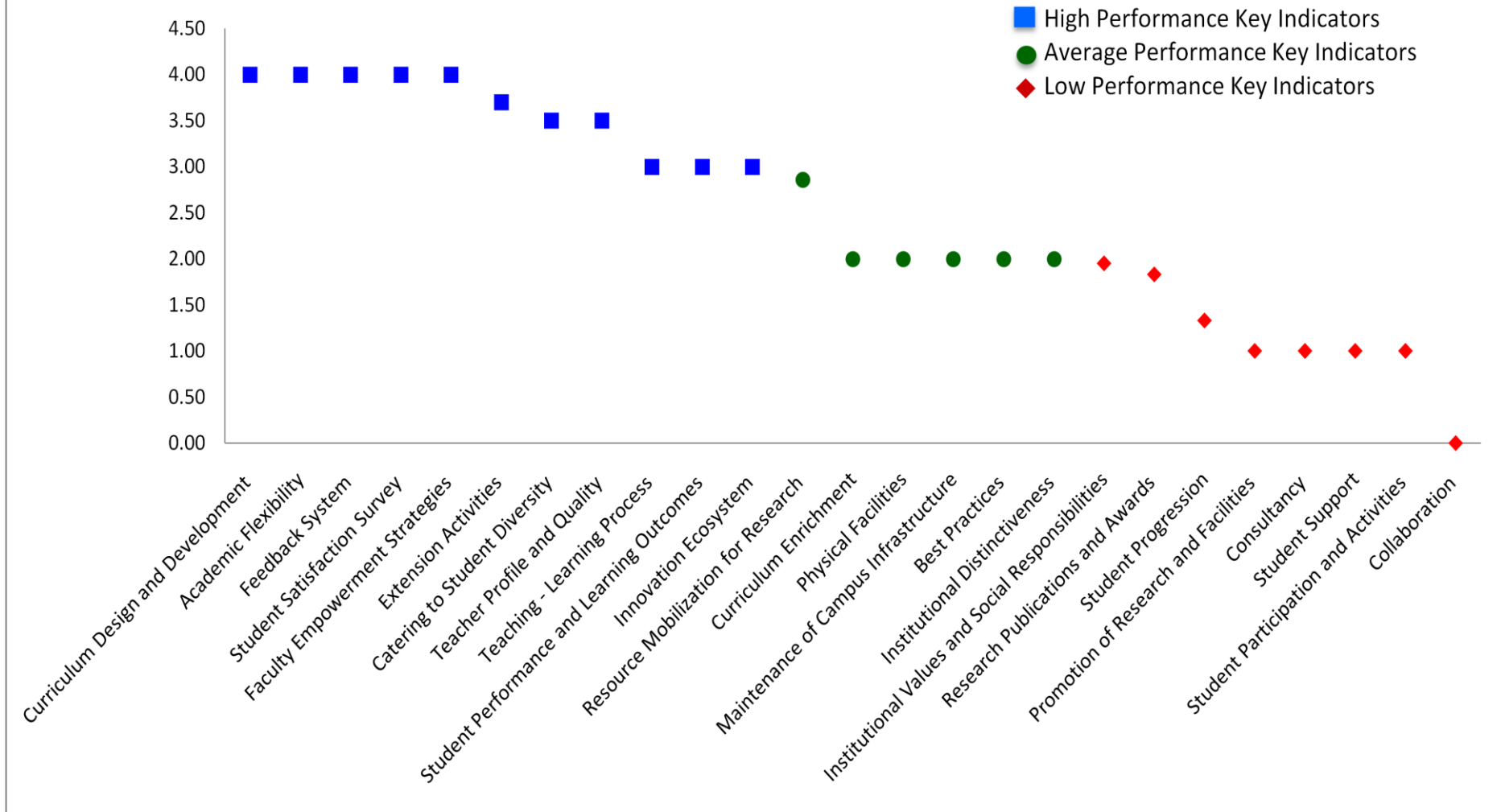
Department : Tamil

Academic and Administrative Audit - 2021-2022

No	Criteria and Key Indicators	Key Indicator Weightage (W <sub>i</sub> )	Key Indicator Wise Weighted Grade Points (KIWGP) <sub>i</sub>	Grade Point Averages (CrWGPI/W <sub>i</sub> )
<b>Criterion I – Curricular Aspects</b>				
1.1	Curriculum Design and Development	50	200.00	4.00
1.2	Academic Flexibility	30	120.00	4.00
1.3	Curriculum Enrichment	50	100.00	2.00
1.4	Feedback System	20	80.00	4.00
	<b>Total</b>	<b>150</b>	<b>500.00</b>	<b>3.33</b>
<b>Criterion II – Teaching-Learning and Evaluation</b>				
2.2	Catering to Student Diversity	30	105.00	3.50
2.3	Teaching - Learning Process	50	150.00	3.00
2.4	Teacher Profile and Quality	50	175.00	3.50
2.6	Student Performance and Learning Outcomes	50	150.00	3.00
2.7	Student Satisfaction Survey	50	200.00	4.00
	<b>Total</b>	<b>230</b>	<b>780.00</b>	<b>3.39</b>
<b>Criterion III – Research, Innovations and Extension</b>				
3.1	Promotion of Research and Facilities	6	6.00	1.00
3.2	Resource Mobilization for Research	7	20.00	2.86
3.3	Innovation Ecosystem	10	30.00	3.00
3.4	Research Publications and Awards	30	55.00	1.83
3.5	Consultancy	5	5.00	1.00
3.6	Extension Activities	50	185.00	3.70

3.7	Collaboration	20	0.00	0.00
	<b>Total</b>	<b>128</b>	<b>301.00</b>	<b>2.35</b>
<b>Criterion IV – Infrastructure and Learning Resources</b>				
4.1	Physical Facilities	20	40.00	2.00
4.4	Maintenance of Campus Infrastructure	10	20.00	2.00
	<b>Total</b>	<b>30</b>	<b>60.00</b>	<b>2.00</b>
<b>Criterion V - Student Support and Progression</b>				
5.1	Student Support	8	8.00	1.00
5.2	Student Progression	30	40.00	1.33
5.3	Student Participation and Activities	10	10.00	1.00
	<b>Total</b>	<b>48</b>	<b>58.00</b>	<b>1.21</b>
<b>Criterion VI – Governance, Leadership and Management</b>				
6.3	Faculty Empowerment Strategies	10	40.00	4.00
	<b>Total</b>	<b>10</b>	<b>40.00</b>	<b>4.00</b>
<b>Criterion VII – Institutional Values and Best Practices</b>				
7.1	Institutional Values and Social Responsibilities	22	43.00	1.95
7.2	Best Practices	30	60.00	2.00
7.3	Institutional Distinctiveness	20	40.00	2.00
	<b>Total</b>	<b>72</b>	<b>143.00</b>	<b>1.99</b>
	<b>Grand Total</b>	<b>668</b>	<b>1882.00</b>	<b>2.82</b>

## Values Comparison of Metrics in Key Indicators based on Performance (GPA)







## Scott Christian College (Autonomous), Nagercoil



AAA 2021-22 - Assessment Sheet

Department of Tamil

### Qualitative & Quantitative Metrics

Metric	Parameter	QIM/ QnM	Weight age	Score	Wtd. Score
	<b>Criterion I – Curricular Aspects</b>				
<b>1.1</b>	<b>Curriculum Design and Development</b>				
1.1.1	Curricula developed/adopted having Learning Outcomes including Programme Outcomes (Pos), Programme specific outcomes (PSOs) and Course Outcomes (COs) for all the UG, PG and M.Phil programmes offered by the Department and mapped them with syllabus properly.	QIM	20	4	80
1.1.2	List of programmes offered by the institution focus on employability/ entrepreneurship/ skill development and their course syllabi are adequately revised to incorporate contemporary requirements	QIM	30	4	120
<b>1.1</b>	<b>Curriculum Design and Development</b>		50	4	200
<b>1.2</b>	<b>Academic Flexibility</b>				
1.2.1	New courses introduced of the total number of courses across all programs offered during 2021-22.	QnM	30	4	120
<b>1.2</b>	<b>Academic Flexibility</b>		30	4	120
<b>1.3</b>	<b>Curriculum Enrichment</b>				
1.3.1	Institution integrates cross-cutting issues relevant to Professional Ethics, Gender, Human Values, Environment and Sustainability and other value framework enshrined in Sustainable Development Goals and National Education Policy – 2020 into the Curriculum	QIM	15	4	60
1.3.2	Number of certificate/value added courses/Diploma Programmes offered by the institutions and online courses of MOOCs, SWAYAM/e-PG Pathshala/ NPTEL and other recognized platforms where the students of the institution have enrolled and successfully completed during the last five years	QnM	25	0	0

1.3.3	Details of of programmes that have components of field projects / research projects / internships during 2021-22	QnM	10	4	40
<b>1.3</b>	<b>Curriculum Enrichment</b>		50	2	100
<b>1.4</b>	<b>Feedback System</b>				
1.4.1	Structured feedback for curriculum and its transaction is regularly obtained from stakeholders like Students, Teachers, Employers, Alumni, Academic peers etc., and Feedback processes of the institution may be classified as follows: A. Feedback collected, analysed, action taken & communicated to the relevant bodies and feedback hosted on the institutional website B. Feedback collected, analysed, action has been taken and communicated to the relevant bodies C. Feedback collected and analysed D. Feedback collected E. Feedback not collected	QnM	20	4	80
<b>1.4</b>	<b>Feedback System</b>		20	4	80
<b>Criterion I – Curricular Aspects</b>			150	3.33	500
<b>Criterion II – Teaching-Learning and Evaluation</b>					
<b>2.2</b>	<b>Catering to Student Diversity</b>				
2.2.1	The institution assesses the learning levels of the students, after admission and organises special programs for advanced learners and slow learners	QIM	15	3	45
2.2.2	Student - Full time teacher ratio(current year data)	QnM	15	4	60
<b>2.2</b>	<b>Catering to Student Diversity</b>		30	3.5	105
<b>2.3</b>	<b>Teaching - Learning Process</b>				
2.3.1	Student centric methods, such as experiential learning, participative learning and problem solving methodologies are used for enhancing learning experiences and teachers use ICT- enabled tools including online resources for effective teaching and learning process	QIM	30	3	90
2.3.2	Ratio of students to Mentor-Mentee Schemes to address academics and student-psychological issues	QIM	10	4	40
2.3.3	Preparation and adherence to Academic Calendar and Teaching plans by the institution	QIM	10	2	20
<b>2.3</b>	<b>Teaching - Learning Process</b>		50	3	150
<b>2.4</b>	<b>Teacher Profile and Quality</b>				
2.4.1	Full time teachers appointed against sanctioned posts during 2021-22	QnM	15	4	60

2.4.2	Full time teachers with Ph.D. /D.Sc. / D.Litt./ L.L.D during 2021-22	QnM	25	4	100
2.4.3	Teaching experience of full time teachers in same institution number of years (Data to be provided only for the latest completed academic year)	QnM	5	3	15
2.4.4	Full time teachers working in the institution throughout during 2021-22	QnM	5	3	15
<b>2.4</b>	<b>Teacher Profile and Quality</b>		50	3.5	175
<b>2.6</b>	<b>Student Performance and Learning Outcomes</b>				
2.6.1	learning outcomes (programme and course outcome)/graduate attributes which are integrated into the assessment process and widely publicized through the website and other documents and the attainment of the same are evaluated by the Department.	QIM	30	3	90
2.6.2	Passed out details of final year students (excluding backlog students)	QnM	20	3	60
<b>2.6</b>	<b>Student Performance and Learning Outcomes</b>		50	3	150
<b>2.7</b>	<b>Student Satisfaction Survey</b>				
2.7.1	Online student satisfaction survey (SSS) regarding to teaching learning process.	QnM	50	4	200
<b>2.7</b>	<b>Student Satisfaction Survey</b>		50	4	200
<b>Criterion II – Teaching-Learning and Evaluation</b>			230	3.39	780
<b>Criterion III – Research, Innovations and Extension</b>					
<b>3.1</b>	<b>Promotion of Research and Facilities</b>				
3.1.3	Number of teachers receiving national/ international fellowship/financial support by various agencies for advanced studies/research during 2021-22	QnM	6	1	6
<b>3.1</b>	<b>Promotion of Research and Facilities</b>		6	1	6
<b>3.2</b>	<b>Resource Mobilization for Research</b>				
3.2.1	Grants for research received by the institution and its faculties through Government and non-government sources such as industry, corporate houses, international bodies for research project, endowment research chairs during 2021-22	QnM	2	2	4
3.2.2	Number of teachers having research projects funded by government, non-government , industry, corporate houses, international bodies during the 2021-22	QnM	2	2	4

3.2.3	Teachers recognised as research guides as in the latest completed academic year	QnM	3	4	<b>12</b>
<b>3.2</b>	<b>Resource Mobilization for Research</b>		7	2.86	20
<b>3.3</b>	<b>Innovation Ecosystem</b>				
3.3.1	What are the innovation done by the Department / Club including Indian Knowledge System (IKS), including awareness about IPR, establishment of IPR cell, Incubation centre and other initiatives for the creation and transfer of knowledge/technology and the outcomes of the same are evident	QIM	10	<b>3</b>	<b>30</b>
<b>3.3</b>	<b>Innovation Ecosystem</b>		10	3	30
<b>3.4</b>	<b>Research Publications and Awards</b>				
3.4.1	The institution has a stated Code of Ethics to check malpractices and plagiarism in Research and the implementation of which is ensured through the following: 1. Inclusion of research ethics in the research methodology course work 2. Presence of institutional Ethics committee (Animal, Chemical, Bio-ethics etc.) 3. Plagiarism check through software 4. Research Advisory Committee	QnM	5	4	20
3.4.2	Number of candidates registered for Ph.D. per teacher during 2021-22	QnM	5	1	5
3.4.3	Number of research papers per teacher in the Journals notified on UGC CARE List during 2021-22	QnM	5	1	5
3.4.4	Number of books and chapters in edited volumes published per teacher during 2021-22	QnM	5	2	10
3.4.5	Bibliometrics of the publications during 2021-22 based on average citation index in Scopus/ Web of Science	QnM	5	1	5
3.4.6	Bibliometrics of the publications during 2021-22 based on Scopus/ Web of Science – h-index of the Department	QnM	5	2	10
<b>3.4</b>	<b>Research Publications and Awards</b>		30	1.83	55
<b>3.5</b>	<b>Consultancy</b>				
3.5.1	Revenue generated from consultancy and corporate training during 2021-22	QnM	5	1	5
<b>3.5</b>	<b>Consultancy</b>		5	1	5

<b>3.6</b>	<b>Extension Activities</b>				
3.6.1	What are the Extension activities in the neighborhood community in terms of impact and sensitizing students to social issues and holistic development and awards received during 2021-22?	QIM	30	3.5	105
3.6.2	Number of extension and outreach Programmes conducted by the institution through organized forums including NSS/NCC with involvement of community during 2021-22	QnM	20	4	80
<b>3.6</b>	<b>Extension Activities</b>		50	3.7	185
<b>3.7</b>	<b>Collaboration</b>				
3.7.1	Number of functional MoUs/linkages with institutions/ industries in India and abroad for internship, on-the-job training, project work, student / faculty exchange and collaborative research during 2021-22	QnM	20	0	0
<b>3.7</b>	<b>Collaboration</b>		20	0	0
<b>Criterion III – Research, Innovations and Extension</b>			128	2.35	301
<b>Criterion IV – Infrastructure and Learning Resources</b>					
<b>4.1</b>	<b>Physical Facilities</b>				
4.1.1	The institution has adequate facilities for a. teaching – learning, viz., classrooms, laboratories, computing equipment etc b. ICT – enabled facilities such as smart class, LMS etc. c. Facilities for Cultural and sports activities, yoga centre, games (indoor and outdoor), Gymnasium, auditorium etc.	QIM	20	2	40
<b>4.1</b>	<b>Physical Facilities</b>		20	2	40
<b>4.4</b>	<b>Maintenance of Campus Infrastructure</b>				
4.4.2	There are established systems and procedures for maintaining and utilizing physical and academic support facilities – laboratory, library, sports complex, computers, classrooms etc	QIM	10	2	20
<b>4.4</b>	<b>Maintenance of Campus Infrastructure</b>		10	2	20
<b>Criterion IV – Infrastructure and Learning Resources</b>			30	2	60

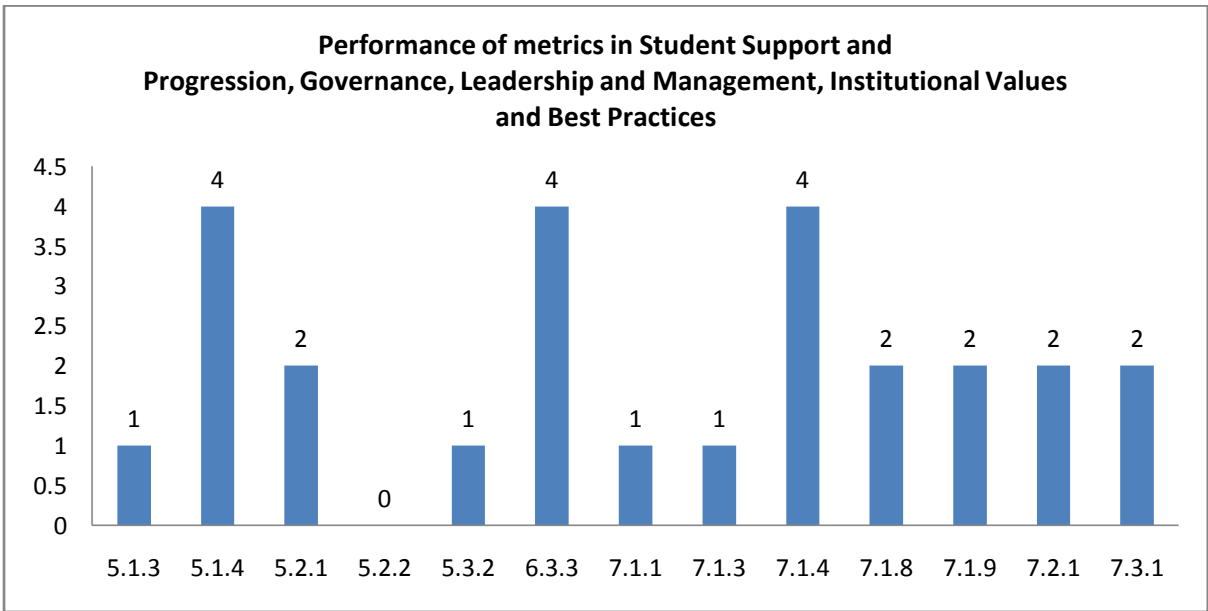
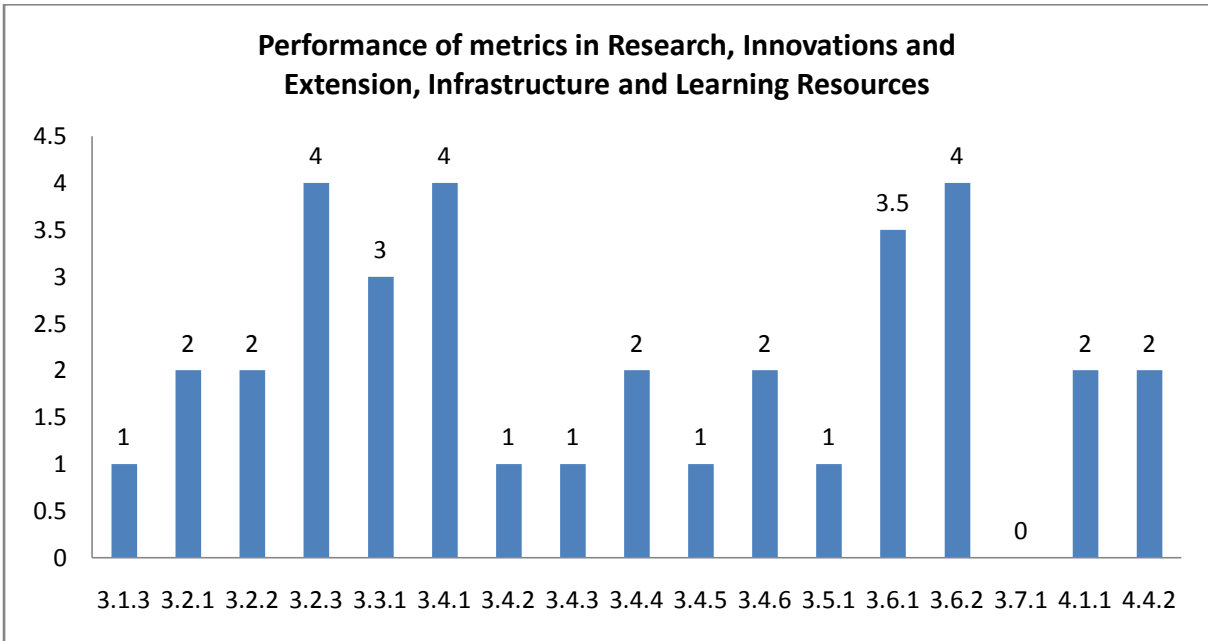
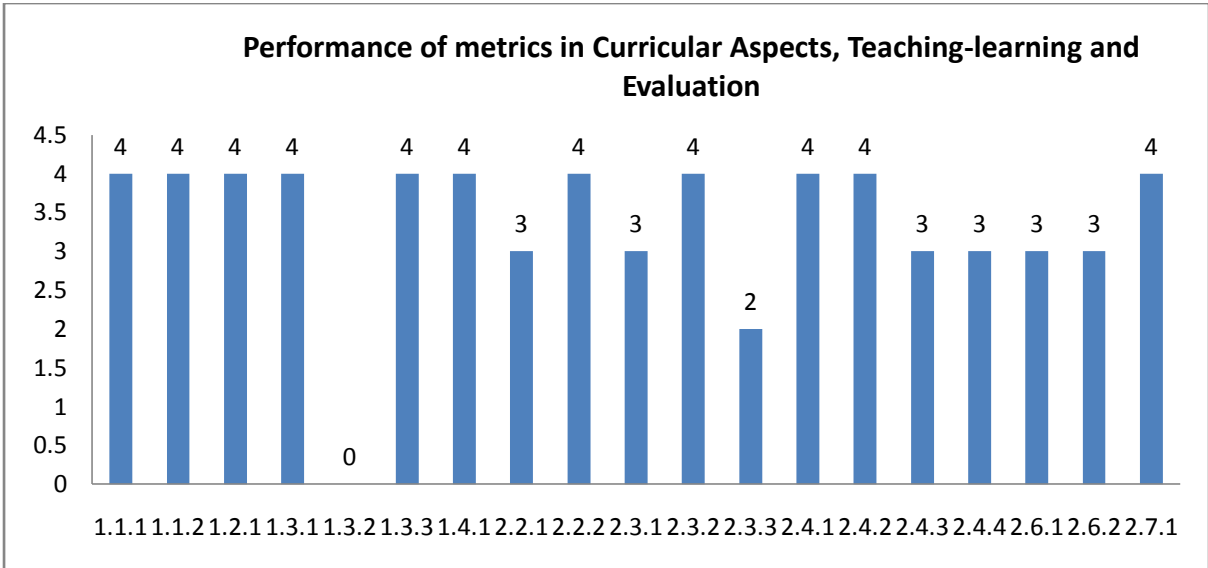
	<b>Criterion V - Student Support and Progression</b>				
<b>5.1</b>	<b>Student Support</b>				
5.1.3	Number of capability enhancement and development schemes 1. Soft skills 2. Language and communication skills 3. Life skills (Yoga, physical fitness, health and hygiene) 4. Awareness of trends in technology (Opt one)	QnM	8	1	8
5.1.4	The institution adopts the following for redressal of student grievances including sexual harassment and ragging cases 1. Implementation of guidelines of statutory/regulatory bodies 2. Organisation wide awareness and undertakings on policies with zero tolerance 3. Mechanisms for submission of online/offline students' grievances 4. Timely redressal of the grievances through appropriate committees	QnM	5	4	20
<b>5.1</b>	<b>Student Support</b>		8	1	8
<b>5.2</b>	<b>Student Progression</b>				
5.2.1	Placement of outgoing students and students progressing to higher education during 2021-22	QnM	20	2	40
5.2.2	Students qualifying in state/ national/ international level examinations out of the graduated students during 2021-22 (eg: NET/ SLET/GATE/GMAT /CAT, GRE/TOFEL/Civil Services/State government examinations)	QnM	10	0	0
<b>5.2</b>	<b>Student Progression</b>		30	1.33	40
<b>5.3</b>	<b>Student Participation and Activities</b>				
5.3.2	Presence of an active Student Council & representation of students on academic & administrative bodies/committees	QIM	10	1	10
<b>5.3</b>	<b>Student Participation and Activities</b>		10	1	10
<b>Criterion V - Student Support and Progression</b>			48	1.21	58
<b>Criterion VI – Governance, Leadership and Management</b>					
<b>6.3</b>	<b>Faculty Empowerment Strategies</b>				
6.3.3	Number of teachers undergoing online/ face-to-face Faculty Development Programmes (FDPs)/ Management Development Programmes (MDPs)	QnM	10	4	40
<b>6.3</b>	<b>Faculty Empowerment Strategies</b>		10	4	40
<b>Criterion VI – Governance, Leadership and Management</b>			10	4	40

<b>Criterion VII – Institutional Values and Best Practices</b>					
<b>7.1</b>	<b>Institutional Values and Social Responsibilities</b>				
7.1.1	Number of gender equity promotion Programmes organized by the department/club/cell/ unit during 2021-22	QIM	5	1	5
7.1.3	Waste Management steps including: a) Solid waste management b) Liquid waste management c) Biomedical waste management d) E-waste management e) Waste recycling system f) Hazardous chemicals and radioactive waste management	QIM	4	1	4
7.1.4	Rain water harvesting structures and utilization : 1. Rain water harvesting 2. Borewell /Open well recharge 3. Construction of tanks and bunds 4. Waste water recycling 5. Maintenance of water bodies and distribution system in the campus	QnM	4	4	16
7.1.8	Institutional efforts/initiatives in providing an inclusive environment i.e., tolerance and harmony towards cultural, regional, linguistic, communal socioeconomic and other diversities	QIM	5	2	10
7.1.9	Sensitization of students and employees of the Institution to the constitutional obligations: values, rights, duties and responsibilities of citizens	QIM	4	2	8
<b>7.1</b>	<b>Institutional Values and Social Responsibilities</b>		22	1.95	43
<b>7.2</b>	<b>Best Practices</b>				
7.2.1	Describe any one best practice followed by the Department / Cell / Body / Committee / Club/Unit	QIM	30	2	60
<b>7.2</b>	<b>Best Practices</b>		30	2	60
<b>7.3</b>	<b>Institutional Distinctiveness</b>				
7.3.1	Describe/Explain the performance the Department in one area distinctive to its Vision, Priority & Thrust	QIM	20	2	40
<b>7.3</b>	<b>Institutional Distinctiveness</b>		20	2	40
<b>Criterion VII – Institutional Values and Best Practices</b>			72	1.99	143

	<b>Criteria-wise Assessment</b>		<b>Weight age (W)</b>	<b>Score</b>	<b>Wtd Grade Point (WGP)</b>
1	Curricular Aspects		150.00	3.33	500.00
2	Teaching, Learning & Evaluation		230.00	3.39	780.00
3	Research, Innovation & Extension		128.00	2.35	301.00
4	Infrastructure & Learning resources		30.00	2.00	60.00
5	Student Support & Progression		48.00	1.21	58.00
6	Governance, Leadership & Management		10.00	4.00	40.00
7	Institutional values & Best Practices		72.00	1.99	143.00
	<b>Overall:-</b>		<b>668.00</b>	<b>2.82</b>	<b>1882.00</b>







## Department : Tamil

### Academic and Administrative Audit - 2021-2022

#### Strengths and Weaknesses

##### **Strengths :**

- Curriculum Design and Development
- Academic Flexibility
- Feedback System
- Student Satisfaction Survey
- Faculty Empowerment Strategies
- Extension Activities
- Catering to Student Diversity
- Teacher Profile and Quality
- Teaching - Learning Process
- Student Performance and Learning Outcomes
- Innovation Ecosystem

##### **Weaknesses :**

- Resource Mobilization for Research
- Curriculum Enrichment
- Physical Facilities
- Maintenance of Campus Infrastructure
- Best Practices
- Institutional Distinctiveness
- Institutional Values and Social Responsibilities
- Research Publications and Awards
- Student Progression
- Promotion of Research and Facilities
- Consultancy
- Student Support
- Student Participation and Activities
- Collaboration





**Scott Christian College (Autonomous)**  
Nagercoil – 629 003, Tamil Nadu, India

**INTERNAL QUALITY ASSURANCE CELL**



# **ACADEMIC & ADMINISTRATIVE AUDIT 2021-2022**

## **DEPARTMENT OF MALAYALAM**

**GRADE**

**B**

**Score : 2.05/4**

Department : Malayalam

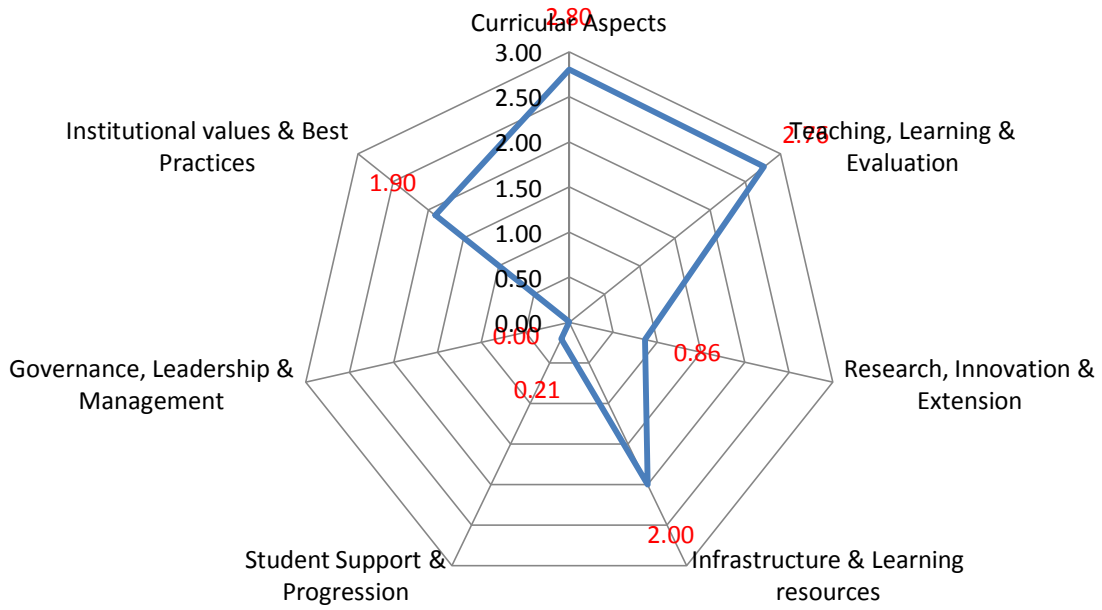
Academic and Administrative Audit - 2021-2022

No	Criteria	Weightage (W1)	Criterion-wise Weighted Grade Point (CrWGP1)	Grade Point Averages (CrWGP <sub>i</sub> /W <sub>i</sub> )
1	Curricular Aspects	150.00	420.00	2.80
2	Teaching, Learning & Evaluation	230.00	635.00	2.76
3	Research, Innovation & Extension	128.00	110.00	0.86
4	Infrastructure & Learning resources	30.00	60.00	2.00
5	Student Support & Progression	48.00	10.00	0.21
6	Governance, Leadership & Management	10.00	0.00	0.00
7	Institutional values & Best Practices	72.00	137.00	1.90
	<b>Total</b>	<b>668.00</b>	<b>1372.00</b>	<b>2.05</b>
		<b>CGPA : 2.05</b>		

Dean IQAC

Principal

### Criteria wise Radar Graph (GPA)



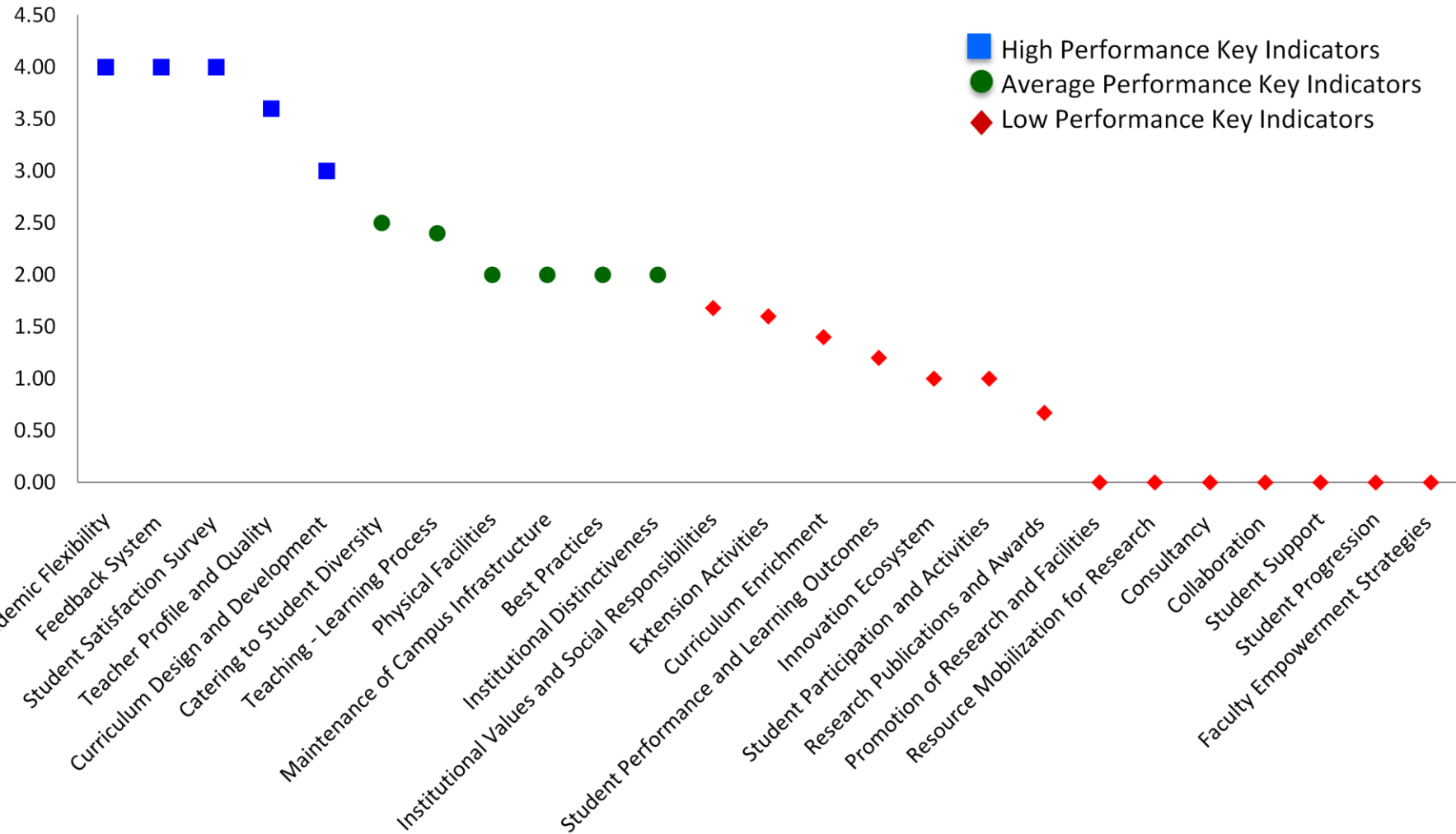
Department : Malayalam

Academic and Administrative Audit - 2021-2022

No	Criteria and Key Indicators	Key Indicator Weightage (W <sub>i</sub> )	Key Indicator Wise Weighted Grade Points (KIWGP) <sub>i</sub>	Grade Point Averages (CrWGPi/Wi)
<b>Criterion I – Curricular Aspects</b>				
1.1	Curriculum Design and Development	50	150.00	3.00
1.2	Academic Flexibility	30	120.00	4.00
1.3	Curriculum Enrichment	50	70.00	1.40
1.4	Feedback System	20	80.00	4.00
	<b>Total</b>	<b>150</b>	<b>420.00</b>	<b>2.80</b>
<b>Criterion II – Teaching-Learning and Evaluation</b>				
2.2	Catering to Student Diversity	30	75.00	2.50
2.3	Teaching - Learning Process	50	120.00	2.40
2.4	Teacher Profile and Quality	50	180.00	3.60
2.6	Student Performance and Learning Outcomes	50	60.00	1.20
2.7	Student Satisfaction Survey	50	200.00	4.00
	<b>Total</b>	<b>230</b>	<b>635.00</b>	<b>2.76</b>
<b>Criterion III – Research, Innovations and Extension</b>				
3.1	Promotion of Research and Facilities	6	0.00	0.00
3.2	Resource Mobilization for Research	7	0.00	0.00
3.3	Innovation Ecosystem	10	10.00	1.00
3.4	Research Publications and Awards	30	20.00	0.67
3.5	Consultancy	5	0.00	0.00
3.6	Extension Activities	50	80.00	1.60

3.7	Collaboration	20	0.00	0.00
	<b>Total</b>	<b>128</b>	<b>110.00</b>	<b>0.86</b>
<b>Criterion IV – Infrastructure and Learning Resources</b>				
4.1	Physical Facilities	20	40.00	2.00
4.4	Maintenance of Campus Infrastructure	10	20.00	2.00
	<b>Total</b>	<b>30</b>	<b>60.00</b>	<b>2.00</b>
<b>Criterion V - Student Support and Progression</b>				
5.1	Student Support	8	0.00	0.00
5.2	Student Progression	30	0.00	0.00
5.3	Student Participation and Activities	10	10.00	1.00
	<b>Total</b>	<b>48</b>	<b>10.00</b>	<b>0.21</b>
<b>Criterion VI – Governance, Leadership and Management</b>				
6.3	Faculty Empowerment Strategies	10	0.00	0.00
	<b>Total</b>	<b>10</b>	<b>0.00</b>	<b>0.00</b>
<b>Criterion VII – Institutional Values and Best Practices</b>				
7.1	Institutional Values and Social Responsibilities	22	37.00	1.68
7.2	Best Practices	30	60.00	2.00
7.3	Institutional Distinctiveness	20	40.00	2.00
	<b>Total</b>	<b>72</b>	<b>137.00</b>	<b>1.90</b>
	<b>Grand Total</b>	<b>668</b>	<b>1372.00</b>	<b>2.05</b>

**Values Comparison of Metrics in Key Indicators based on Performance (GPA)**







**Qualitative & Quantitative Metrics**

Metric	Parameter	QIM/ QnM	Weight age	Score	Wtd. Score
	<b>Criterion I – Curricular Aspects</b>				
<b>1.1</b>	<b>Curriculum Design and Development</b>				
1.1.1	Curricula developed/adopted having Learning Outcomes including Programme Outcomes (Pos), Programme specific outcomes (PSOs) and Course Outcomes (COs) for all the UG, PG and M.Phil programmes offered by the Department and mapped them with syllabus properly.	QIM	20	3	60
1.1.2	List of programmes offered by the institution focus on employability/ entrepreneurship/ skill development and their course syllabi are adequately revised to incorporate contemporary requirements	QIM	30	3	90
<b>1.1</b>	<b>Curriculum Design and Development</b>		50	3	150
<b>1.2</b>	<b>Academic Flexibility</b>				
1.2.1	New courses introduced of the total number of courses across all programs offered during 2021-22.	QnM	30	4	120
<b>1.2</b>	<b>Academic Flexibility</b>		30	4	120
<b>1.3</b>	<b>Curriculum Enrichment</b>				
1.3.1	Institution integrates cross-cutting issues relevant to Professional Ethics, Gender, Human Values, Environment and Sustainability and other value framework enshrined in Sustainable Development Goals and National Education Policy – 2020 into the Curriculum	QIM	15	2	30
1.3.2	Number of certificate/value added courses/Diploma Programmes offered by the institutions and online courses of MOOCs, SWAYAM/e-PG Pathshala/ NPTEL and other recognized platforms where the students of the institution have enrolled and successfully completed during the last five years	QnM	25	0	0
1.3.3	Details of of programmes that have components of field projects / research projects / internships during 2021-22	QnM	10	4	40
<b>1.3</b>	<b>Curriculum Enrichment</b>		50	1.4	70

<b>1.4</b>	<b>Feedback System</b>				
1.4.1	Structured feedback for curriculum and its transaction is regularly obtained from stakeholders like Students, Teachers, Employers, Alumni, Academic peers etc., and Feedback processes of the institution may be classified as follows: A. Feedback collected, analysed, action taken & communicated to the relevant bodies and feedback hosted on the institutional website B. Feedback collected, analysed, action has been taken and communicated to the relevant bodies C. Feedback collected and analysed D. Feedback collected E. Feedback not collected	QnM	20	4	80
<b>1.4</b>	<b>Feedback System</b>		20	4	80
<b>Criterion I – Curricular Aspects</b>			150	2.8	420
<b>Criterion II – Teaching-Learning and Evaluation</b>					
<b>2.2</b>	<b>Catering to Student Diversity</b>				
2.2.1	The institution assesses the learning levels of the students, after admission and organises special programs for advanced learners and slow learners	QIM	15	2	30
2.2.2	Student - Full time teacher ratio(current year data)	QnM	15	3	45
<b>2.2</b>	<b>Catering to Student Diversity</b>		30	2.5	75
<b>2.3</b>	<b>Teaching - Learning Process</b>				
2.3.1	Student centric methods, such as experiential learning, participative learning and problem solving methodologies are used for enhancing learning experiences and teachers use ICT- enabled tools including online resources for effective teaching and learning process	QIM	30	2	60
2.3.2	Ratio of students to Mentor-Mentee Schemes to address academics and student-psychological issues	QIM	10	4	40
2.3.3	Preparation and adherence to Academic Calendar and Teaching plans by the institution	QIM	10	2	20
<b>2.3</b>	<b>Teaching - Learning Process</b>		50	2.4	120
<b>2.4</b>	<b>Teacher Profile and Quality</b>				
2.4.1	Full time teachers appointed against sanctioned posts during 2021-22	QnM	15	4	60
2.4.2	Full time teachers with Ph.D. /D.Sc. / D.Litt./ L.L.D during 2021-22	QnM	25	4	100

2.4.3	Teaching experience of full time teachers in same institution number of years (Data to be provided only for the latest completed academic year)	QnM	5	4	20
2.4.4	Full time teachers working in the institution throughout during 2021-22	QnM	5	4	20
<b>2.4</b>	<b>Teacher Profile and Quality</b>		50	3.6	180
<b>2.6</b>	<b>Student Performance and Learning Outcomes</b>				
2.6.1	learning outcomes (programme and course outcome)/graduate attributes which are integrated into the assessment process and widely publicized through the website and other documents and the attainment of the same are evaluated by the Department.	QIM	30	2	60
2.6.2	Passed out details of final year students (excluding backlog students)	QnM	20	0	0
<b>2.6</b>	<b>Student Performance and Learning Outcomes</b>		50	1.2	60
<b>2.7</b>	<b>Student Satisfaction Survey</b>				
2.7.1	Online student satisfaction survey (SSS) regarding to teaching learning process.	QnM	50	4	200
<b>2.7</b>	<b>Student Satisfaction Survey</b>		50	4	200
<b>Criterion II – Teaching-Learning and Evaluation</b>			230	2.76	635
<b>Criterion III – Research, Innovations and Extension</b>					
<b>3.1</b>	<b>Promotion of Research and Facilities</b>				
3.1.3	Number of teachers receiving national/ international fellowship/financial support by various agencies for advanced studies/research during 2021-22	QnM	6	0	0
<b>3.1</b>	<b>Promotion of Research and Facilities</b>		6	0	0
<b>3.2</b>	<b>Resource Mobilization for Research</b>				
3.2.1	Grants for research received by the institution and its faculties through Government and non-government sources such as industry, corporate houses, international bodies for research project, endowment research chairs during 2021-22	QnM	2	0	0
3.2.2	Number of teachers having research projects funded by government, non-government , industry, corporate houses, international bodies during the 2021-22	QnM	2	0	0

3.2.3	Teachers recognised as research guides as in the latest completed academic year	QnM	3	0	0
<b>3.2</b>	<b>Resource Mobilization for Research</b>		7	0	0
<b>3.3</b>	<b>Innovation Ecosystem</b>				
3.3.1	What are the innovation done by the Department / Club including Indian Knowledge System (IKS), including awareness about IPR, establishment of IPR cell, Incubation centre and other initiatives for the creation and transfer of knowledge/technology and the outcomes of the same are evident	QIM	10	1	10
<b>3.3</b>	<b>Innovation Ecosystem</b>		10	1	10
<b>3.4</b>	<b>Research Publications and Awards</b>				
3.4.1	The institution has a stated Code of Ethics to check malpractices and plagiarism in Research and the implementation of which is ensured through the following: 1. Inclusion of research ethics in the research methodology course work 2. Presence of institutional Ethics committee (Animal, Chemical, Bio-ethics etc.) 3. Plagiarism check through software 4. Research Advisory Committee	QnM	5	4	20
3.4.2	Number of candidates registered for Ph.D. per teacher during 2021-22	QnM	5	0	0
3.4.3	Number of research papers per teacher in the Journals notified on UGC CARE List during 2021-22	QnM	5	0	0
3.4.4	Number of books and chapters in edited volumes published per teacher during 2021-22	QnM	5	0	0
3.4.5	Bibliometrics of the publications during 2021-22 based on average citation index in Scopus/ Web of Science	QnM	5	0	0
3.4.6	Bibliometrics of the publications during 2021-22 based on Scopus/ Web of Science – h-index of the Department	QnM	5	0	0
<b>3.4</b>	<b>Research Publications and Awards</b>		30	0.67	20
<b>3.5</b>	<b>Consultancy</b>				
3.5.1	Revenue generated from consultancy and corporate training during 2021-22	QnM	5	0	0
<b>3.5</b>	<b>Consultancy</b>		5	0	0
<b>3.6</b>	<b>Extension Activities</b>				
3.6.1	What are the Extension activities in the neighborhood community in terms of impact and sensitizing students to social issues and holistic development and awards received during 2021-22?	QIM	30	2	60

3.6.2	Number of extension and outreach Programmes conducted by the institution through organized forums including NSS/NCC with involvement of community during 2021-22	QnM	20	1	20
<b>3.6</b>	<b>Extension Activities</b>		50	1.6	80
<b>3.7</b>	<b>Collaboration</b>				
3.7.1	Number of functional MoUs/linkages with institutions/ industries in India and abroad for internship, on-the-job training, project work, student / faculty exchange and collaborative research during 2021-22	QnM	20	0	0
<b>3.7</b>	<b>Collaboration</b>		20	0	0
<b>Criterion III – Research, Innovations and Extension</b>			128	0.86	110
<b>Criterion IV – Infrastructure and Learning Resources</b>					
<b>4.1</b>	<b>Physical Facilities</b>				
4.1.1	The institution has adequate facilities for a. teaching – learning, viz., classrooms, laboratories, computing equipment etc b. ICT – enabled facilities such as smart class, LMS etc. c. Facilities for Cultural and sports activities, yoga centre, games (indoor and outdoor), Gymnasium, auditorium etc.	QIM	20	2	40
<b>4.1</b>	<b>Physical Facilities</b>		20	2	40
<b>4.4</b>	<b>Maintenance of Campus Infrastructure</b>				
4.4.2	There are established systems and procedures for maintaining and utilizing physical and academic support facilities – laboratory, library, sports complex, computers, classrooms etc	QIM	10	2	20
<b>4.4</b>	<b>Maintenance of Campus Infrastructure</b>		10	2	20
<b>Criterion IV – Infrastructure and Learning Resources</b>			30	2	60
<b>Criterion V - Student Support and Progression</b>					
<b>5.1</b>	<b>Student Support</b>				
5.1.3	Number of capability enhancement and development schemes 1. Soft skills 2. Language and communication skills 3. Life skills (Yoga, physical fitness, health and hygiene) 4. Awareness of trends in technology (Opt one)	QnM	8	0	0

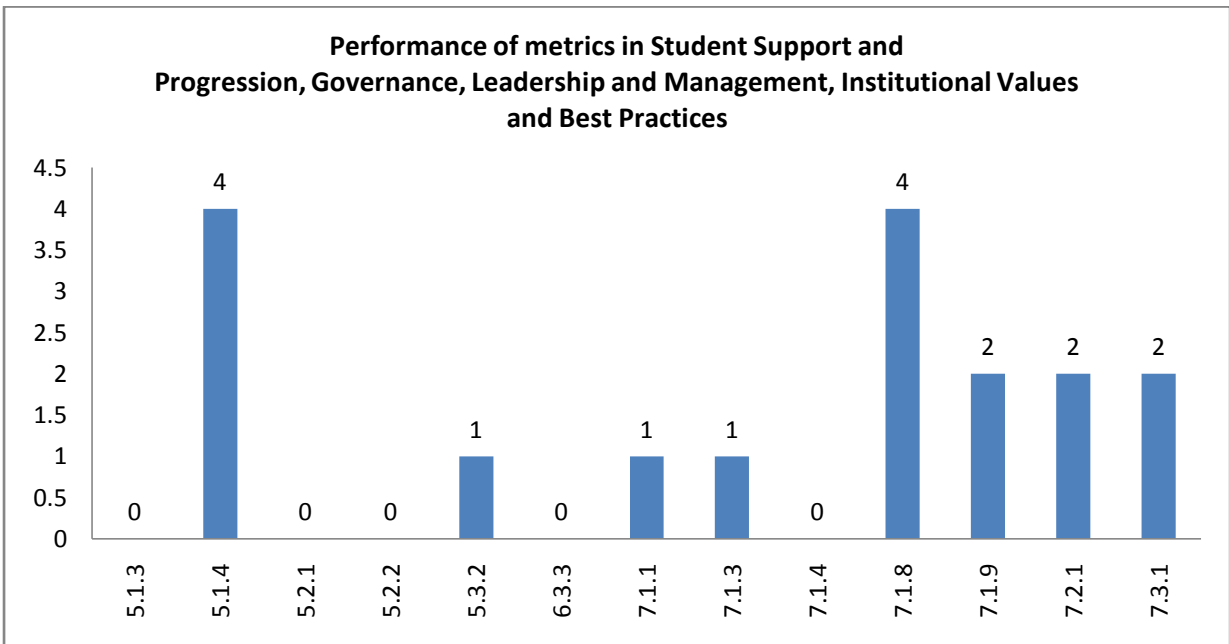
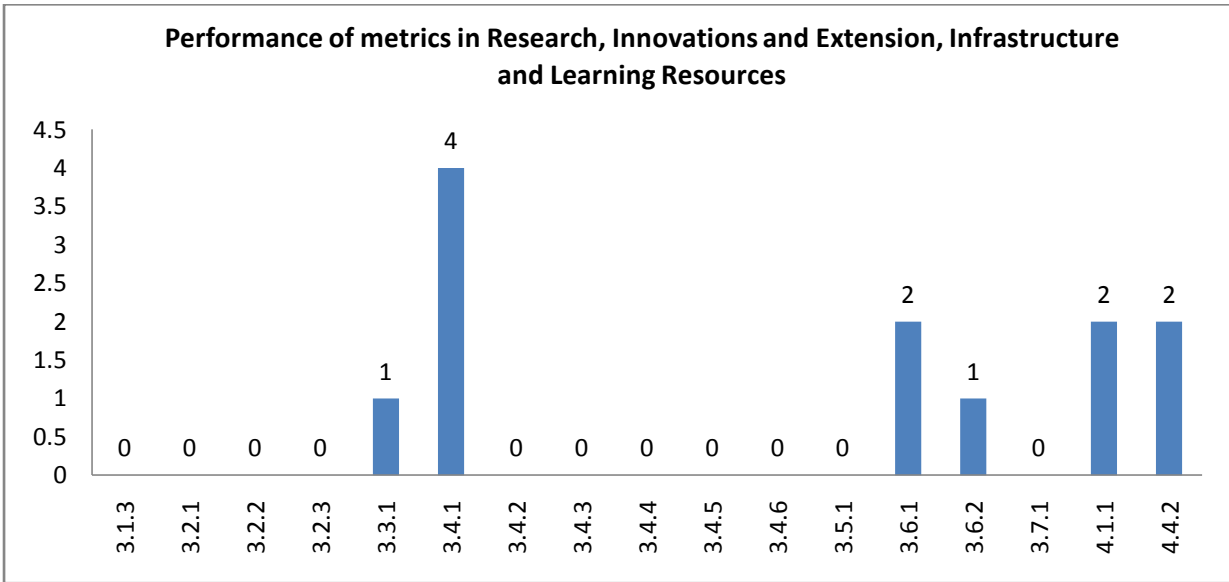
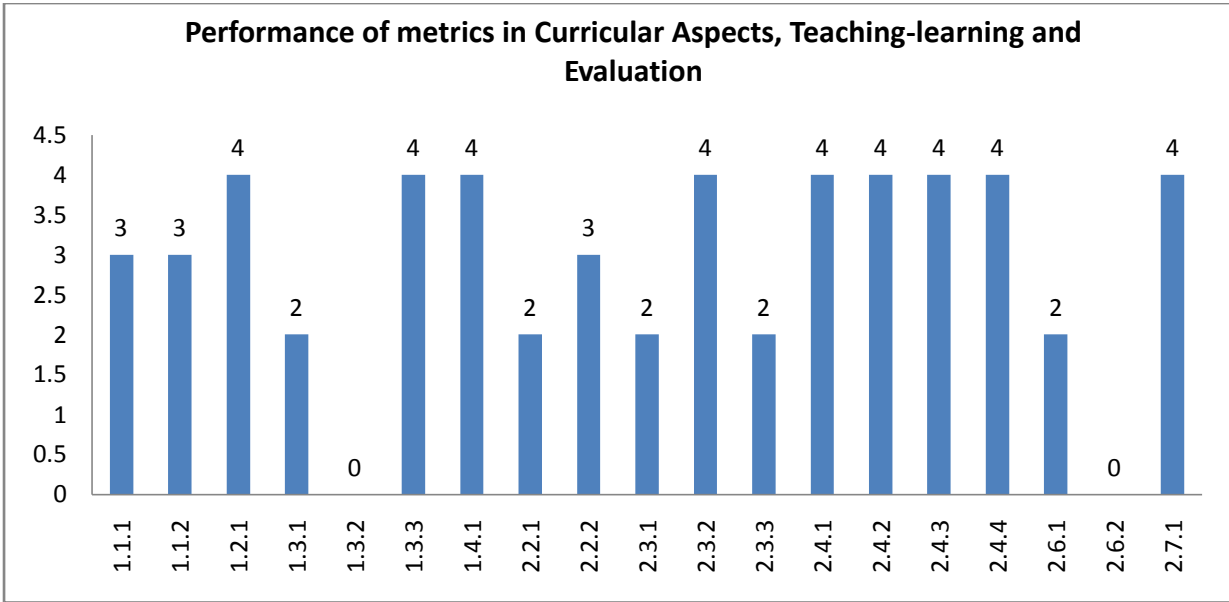
5.1.4	The institution adopts the following for redressal of student grievances including sexual harassment and ragging cases 1. Implementation of guidelines of statutory/regulatory bodies 2. Organisation wide awareness and undertakings on policies with zero tolerance 3. Mechanisms for submission of online/offline students' grievances 4. Timely redressal of the grievances through appropriate committees	QnM	5	4	20
<b>5.1</b>	<b>Student Support</b>		8	0	0
<b>5.2</b>	<b>Student Progression</b>				
5.2.1	Placement of outgoing students and students progressing to higher education during 2021-22	QnM	20	0	0
5.2.2	Students qualifying in state/ national/ international level examinations out of the graduated students during 2021-22 (eg: NET/ SLET/GATE/GMAT /CAT, GRE/TOFEL/Civil Services/State government examinations)	QnM	10	0	0
<b>5.2</b>	<b>Student Progression</b>		30	0	0
<b>5.3</b>	<b>Student Participation and Activities</b>				
5.3.2	Presence of an active Student Council & representation of students on academic & administrative bodies/committees	QIM	10	1	10
<b>5.3</b>	<b>Student Participation and Activities</b>		10	1	10
<b>Criterion V - Student Support and Progression</b>			48	0.21	10
<b>Criterion VI – Governance, Leadership and Management</b>					
<b>6.3</b>	<b>Faculty Empowerment Strategies</b>				
6.3.3	Number of teachers undergoing online/ face-to-face Faculty Development Programmes (FDPs)/ Management Development Programmes (MDPs)	QnM	10	0	0
<b>6.3</b>	<b>Faculty Empowerment Strategies</b>		10	0	0
<b>Criterion VI – Governance, Leadership and Management</b>			10	0	0

<b>Criterion VII – Institutional Values and Best Practices</b>					
<b>7.1</b>	<b>Institutional Values and Social Responsibilities</b>				
7.1.1	Number of gender equity promotion Programmes organized by the department/club/cell/ unit during 2021-22	QIM	5	1	5
7.1.3	Waste Management steps including: a) Solid waste management b) Liquid waste management c) Biomedical waste management d) E-waste management e) Waste recycling system f) Hazardous chemicals and radioactive waste management	QIM	4	1	4
7.1.4	Rain water harvesting structures and utilization : 1. Rain water harvesting 2. Borewell /Open well recharge 3. Construction of tanks and bunds 4. Waste water recycling 5. Maintenance of water bodies and distribution system in the campus	QnM	4	0	0
7.1.8	Institutional efforts/initiatives in providing an inclusive environment i.e., tolerance and harmony towards cultural, regional, linguistic, communal socioeconomic and other diversities	QIM	5	4	20
7.1.9	Sensitization of students and employees of the Institution to the constitutional obligations: values, rights, duties and responsibilities of citizens	QIM	4	2	8
<b>7.1</b>	<b>Institutional Values and Social Responsibilities</b>		22	1.68	37
<b>7.2</b>	<b>Best Practices</b>				
7.2.1	Describe any one best practice followed by the Department / Cell / Body / Committee / Club/Unit	QIM	30	2	60
<b>7.2</b>	<b>Best Practices</b>		30	2	60
<b>7.3</b>	<b>Institutional Distinctiveness</b>				
7.3.1	Describe/Explain the performance the Department in one area distinctive to its Vision, Priority & Thrust	QIM	20	2	40
<b>7.3</b>	<b>Institutional Distinctiveness</b>		20	2	40
<b>Criterion VII – Institutional Values and Best Practices</b>			72	1.9	137

	<b>Criteria-wise Assessment</b>		<b>Weight age (W)</b>	<b>Score</b>	<b>Wtd Grade Point (WGP)</b>
1	Curricular Aspects		150.00	2.80	420.00
2	Teaching, Learning & Evaluation		230.00	2.76	635.00
3	Research, Innovation & Extension		128.00	0.86	110.00
4	Infrastructure & Learning resources		30.00	2.00	60.00
5	Student Support & Progression		48.00	0.21	10.00
6	Governance, Leadership & Management		10.00	0.00	0.00
7	Institutional values & Best Practices		72.00	1.90	137.00
	<b>Overall:-</b>		<b>668.00</b>	<b>2.05</b>	<b>1372.00</b>







## Department : Malayalam

### Academic and Administrative Audit - 2021-2022

#### Strengths and Weaknesses

##### Strengths :

- Academic Flexibility
- Feedback System
- Student Satisfaction Survey
- Teacher Profile and Quality
- Curriculum Design and Development

##### Weaknesses :

- Catering to Student Diversity
- Teaching - Learning Process
- Physical Facilities
- Maintenance of Campus Infrastructure
- Best Practices
- Institutional Distinctiveness
- Institutional Values and Social Responsibilities
- Extension Activities
- Curriculum Enrichment
- Student Performance and Learning Outcomes
- Innovation Ecosystem
- Student Participation and Activities
- Research Publications and Awards
- Promotion of Research and Facilities
- Resource Mobilization for Research
- Consultancy
- Collaboration
- Student Support
- Student Progression
- Faculty Empowerment Strategies



**Scott Christian College (Autonomous)**  
Nagercoil – 629 003, Tamil Nadu, India



**INTERNAL QUALITY ASSURANCE CELL**

# **ACADEMIC & ADMINISTRATIVE AUDIT 2021-2022**

**DEPARTMENT OF HINDI**

**GRADE**

**C**

**Score : 1.92/4**

Department : Hindi

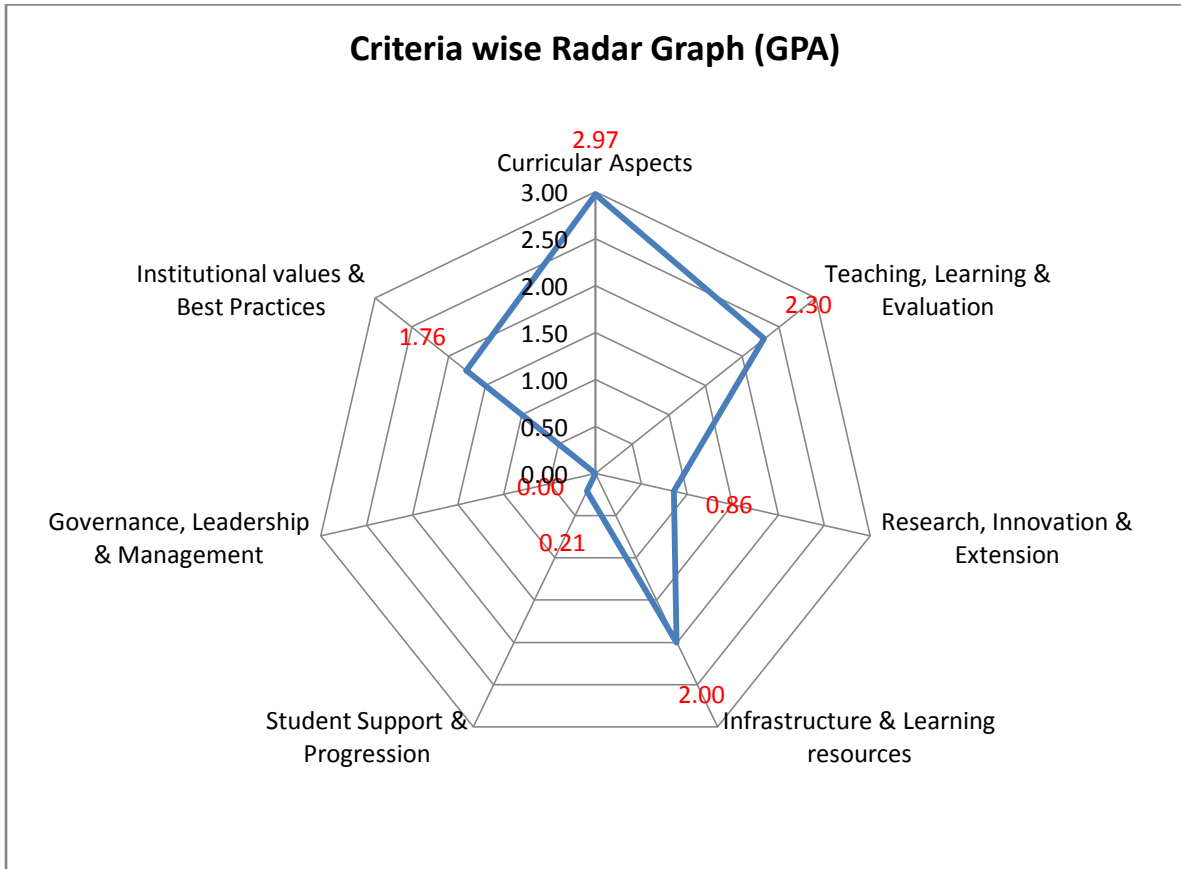
Academic and Administrative Audit - 2021-2022

No	Criteria	Weightage (W1)	Criterion-wise Weighted Grade Point (CrWGP1)	Grade Point Averages (CrWGP <sub>i</sub> /W <sub>i</sub> )
1	Curricular Aspects	150.00	445.00	2.97
2	Teaching, Learning & Evaluation	230.00	530.00	2.30
3	Research, Innovation & Extension	128.00	110.00	0.86
4	Infrastructure & Learning resources	30.00	60.00	2.00
5	Student Support & Progression	48.00	10.00	0.21
6	Governance, Leadership & Management	10.00	0.00	0.00
7	Institutional values & Best Practices	72.00	127.00	1.76
	<b>Total</b>	<b>668.00</b>	<b>1282.00</b>	<b>1.92</b>
			<b>CGPA : 1.92</b>	

Dean IQAC

Principal

Department : Hindi



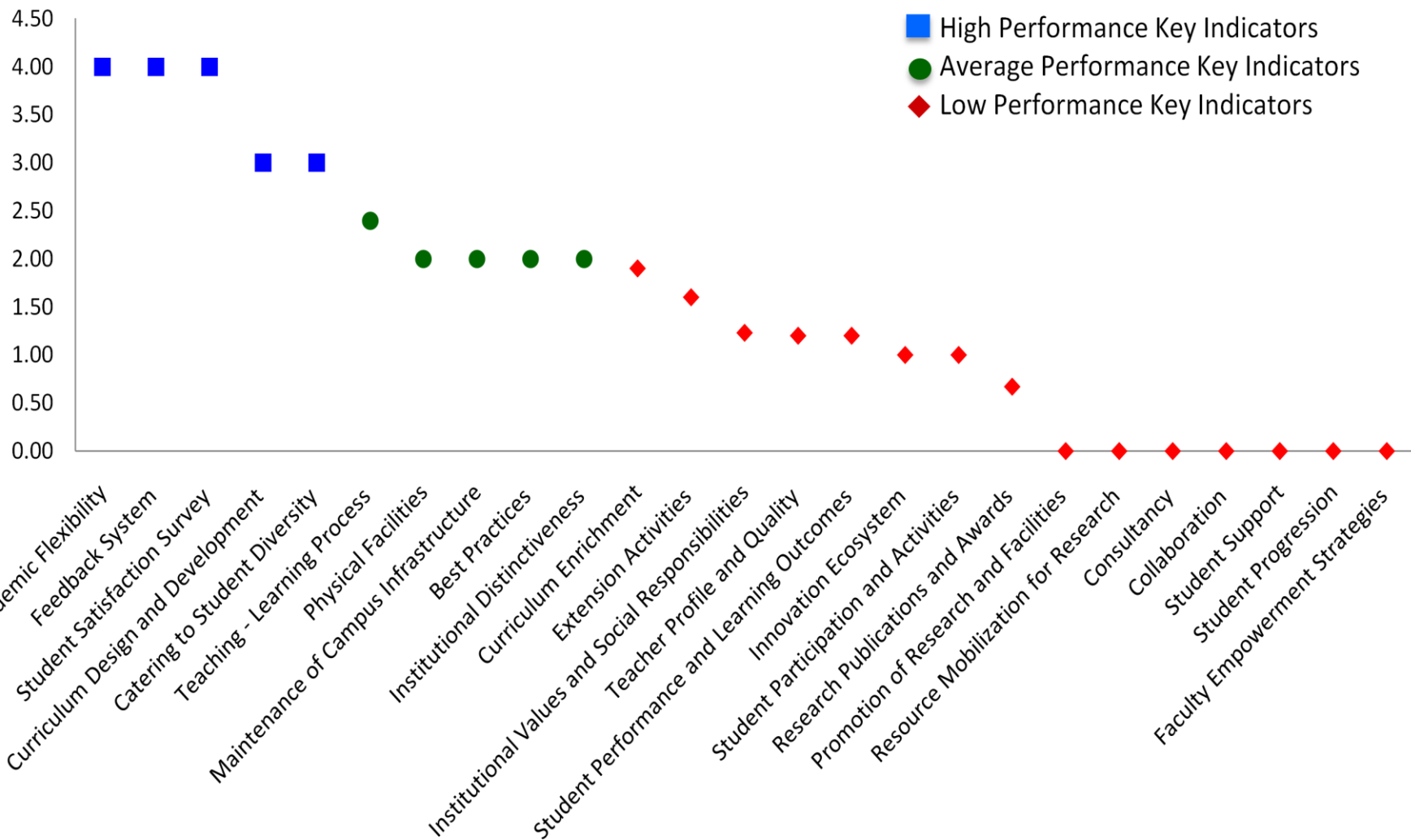
Department : Hindi

Academic and Administrative Audit - 2021-2022

No	Criteria and Key Indicators	Key Indicator Weightage (W <sub>i</sub> )	Key Indicator Wise Weighted Grade Points (KIWGP) <sub>i</sub>	Grade Point Averages (CrWGPI/W <sub>i</sub> )
<b>Criterion I – Curricular Aspects</b>				
1.1	Curriculum Design and Development	50	150.00	3.00
1.2	Academic Flexibility	30	120.00	4.00
1.3	Curriculum Enrichment	50	95.00	1.90
1.4	Feedback System	20	80.00	4.00
	<b>Total</b>	<b>150</b>	<b>445.00</b>	<b>2.97</b>
<b>Criterion II – Teaching-Learning and Evaluation</b>				
2.2	Catering to Student Diversity	30	90.00	3.00
2.3	Teaching - Learning Process	50	120.00	2.40
2.4	Teacher Profile and Quality	50	60.00	1.20
2.6	Student Performance and Learning Outcomes	50	60.00	1.20
2.7	Student Satisfaction Survey	50	200.00	4.00
	<b>Total</b>	<b>230</b>	<b>530.00</b>	<b>2.30</b>
<b>Criterion III – Research, Innovations and Extension</b>				
3.1	Promotion of Research and Facilities	6	0.00	0.00
3.2	Resource Mobilization for Research	7	0.00	0.00
3.3	Innovation Ecosystem	10	10.00	1.00
3.4	Research Publications and Awards	30	20.00	0.67
3.5	Consultancy	5	0.00	0.00
3.6	Extension Activities	50	80.00	1.60

3.7	Collaboration	20	0.00	0.00
	<b>Total</b>	<b>128</b>	<b>110.00</b>	<b>0.86</b>
<b>Criterion IV – Infrastructure and Learning Resources</b>				
4.1	Physical Facilities	20	40.00	2.00
4.4	Maintenance of Campus Infrastructure	10	20.00	2.00
	<b>Total</b>	<b>30</b>	<b>60.00</b>	<b>2.00</b>
<b>Criterion V - Student Support and Progression</b>				
5.1	Student Support	8	0.00	0.00
5.2	Student Progression	30	0.00	0.00
5.3	Student Participation and Activities	10	10.00	1.00
	<b>Total</b>	<b>48</b>	<b>10.00</b>	<b>0.21</b>
<b>Criterion VI – Governance, Leadership and Management</b>				
6.3	Faculty Empowerment Strategies	10	0.00	0.00
	<b>Total</b>	<b>10</b>	<b>0.00</b>	<b>0.00</b>
<b>Criterion VII – Institutional Values and Best Practices</b>				
7.1	Institutional Values and Social Responsibilities	22	27.00	1.23
7.2	Best Practices	30	60.00	2.00
7.3	Institutional Distinctiveness	20	40.00	2.00
	<b>Total</b>	<b>72</b>	<b>127.00</b>	<b>1.76</b>
	<b>Grand Total</b>	<b>668</b>	<b>1282.00</b>	<b>1.92</b>

### Values Comparison of Metrics in Key Indicators based on Performance (GPA)







## Scott Christian College (Autonomous), Nagercoil



AAA 2021-22 - Assessment Sheet

Department of Hindi

### Qualitative & Quantitative Metrics

Metric	Parameter	QIM/ QnM	Weight age	Score	Wtd. Score
	<b>Criterion I – Curricular Aspects</b>				
<b>1.1</b>	<b>Curriculum Design and Development</b>				
1.1.1	Curricula developed/adopted having Learning Outcomes including Programme Outcomes (Pos), Programme specific outcomes (PSOs) and Course Outcomes (COs) for all the UG, PG and M.Phil programmes offered by the Department and mapped them with syllabus properly.	QIM	20	3	60
1.1.2	List of programmes offered by the institution focus on employability/ entrepreneurship/ skill development and their course syllabi are adequately revised to incorporate contemporary requirements	QIM	30	3	90
<b>1.1</b>	<b>Curriculum Design and Development</b>		50	3	150
<b>1.2</b>	<b>Academic Flexibility</b>				
1.2.1	New courses introduced of the total number of courses across all programs offered during 2021-22.	QnM	30	4	120
<b>1.2</b>	<b>Academic Flexibility</b>		30	4	120
<b>1.3</b>	<b>Curriculum Enrichment</b>				
1.3.1	Institution integrates cross-cutting issues relevant to Professional Ethics, Gender, Human Values, Environment and Sustainability and other value framework enshrined in Sustainable Development Goals and National Education Policy – 2020 into the Curriculum	QIM	15	2	30
1.3.2	Number of certificate/value added courses/Diploma Programmes offered by the institutions and online courses of MOOCs, SWAYAM/e-PG Pathshala/ NPTEL and other recognized platforms where the students of the institution have enrolled and successfully completed during the last five years	QnM	25	1	25
1.3.3	Details of of programmes that have components of field projects / research projects / internships during 2021-22	QnM	10	4	40
<b>1.3</b>	<b>Curriculum Enrichment</b>		50	1.9	95

<b>1.4</b>	<b>Feedback System</b>				
1.4.1	Structured feedback for curriculum and its transaction is regularly obtained from stakeholders like Students, Teachers, Employers, Alumni, Academic peers etc., and Feedback processes of the institution may be classified as follows: A. Feedback collected, analysed, action taken & communicated to the relevant bodies and feedback hosted on the institutional website B. Feedback collected, analysed, action has been taken and communicated to the relevant bodies C. Feedback collected and analysed D. Feedback collected E. Feedback not collected	QnM	20	4	80
<b>1.4</b>	<b>Feedback System</b>		20	4	80
<b>Criterion I – Curricular Aspects</b>			150	2.97	445
<b>Criterion II – Teaching-Learning and Evaluation</b>					
<b>2.2</b>	<b>Catering to Student Diversity</b>				
2.2.1	The institution assesses the learning levels of the students, after admission and organises special programs for advanced learners and slow learners	QIM	15	2	30
2.2.2	Student - Full time teacher ratio(current year data)	QnM	15	4	60
<b>2.2</b>	<b>Catering to Student Diversity</b>		30	3	90
<b>2.3</b>	<b>Teaching - Learning Process</b>				
2.3.1	Student centric methods, such as experiential learning, participative learning and problem solving methodologies are used for enhancing learning experiences and teachers use ICT- enabled tools including online resources for effective teaching and learning process	QIM	30	2	60
2.3.2	Ratio of students to Mentor-Mentee Schemes to address academics and student-psychological issues	QIM	10	4	40
2.3.3	Preparation and adherence to Academic Calendar and Teaching plans by the institution	QIM	10	2	20
<b>2.3</b>	<b>Teaching - Learning Process</b>		50	2.4	120
<b>2.4</b>	<b>Teacher Profile and Quality</b>				
2.4.1	Full time teachers appointed against sanctioned posts during 2021-22	QnM	15	4	60
2.4.2	Full time teachers with Ph.D. /D.Sc. / D.Litt./ L.L.D during 2021-22	QnM	25	0	0

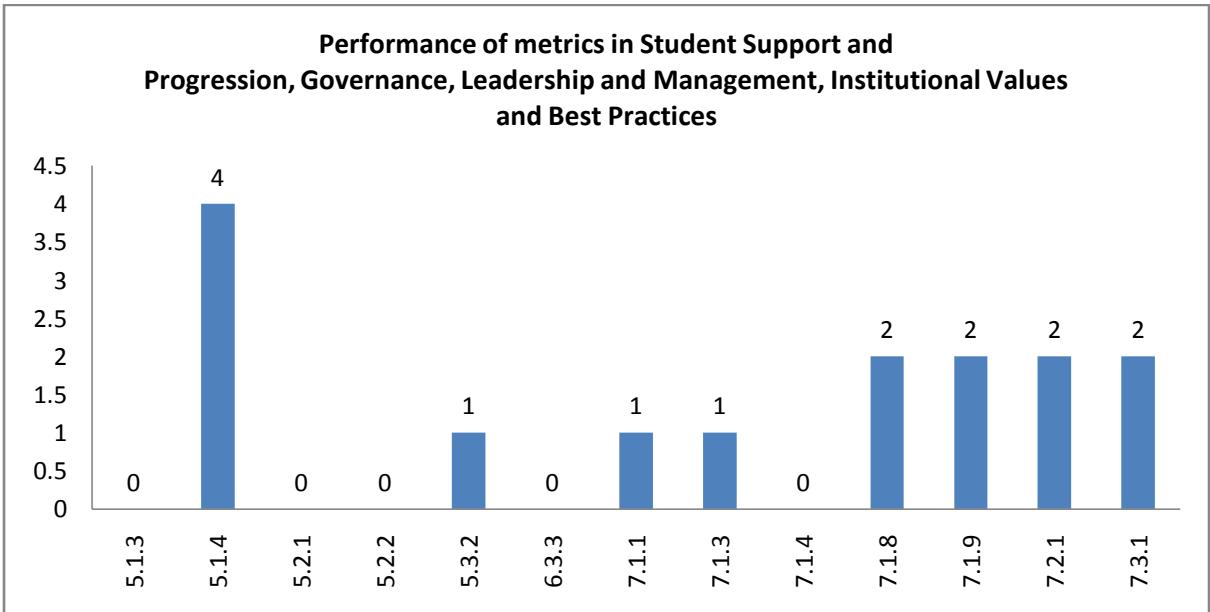
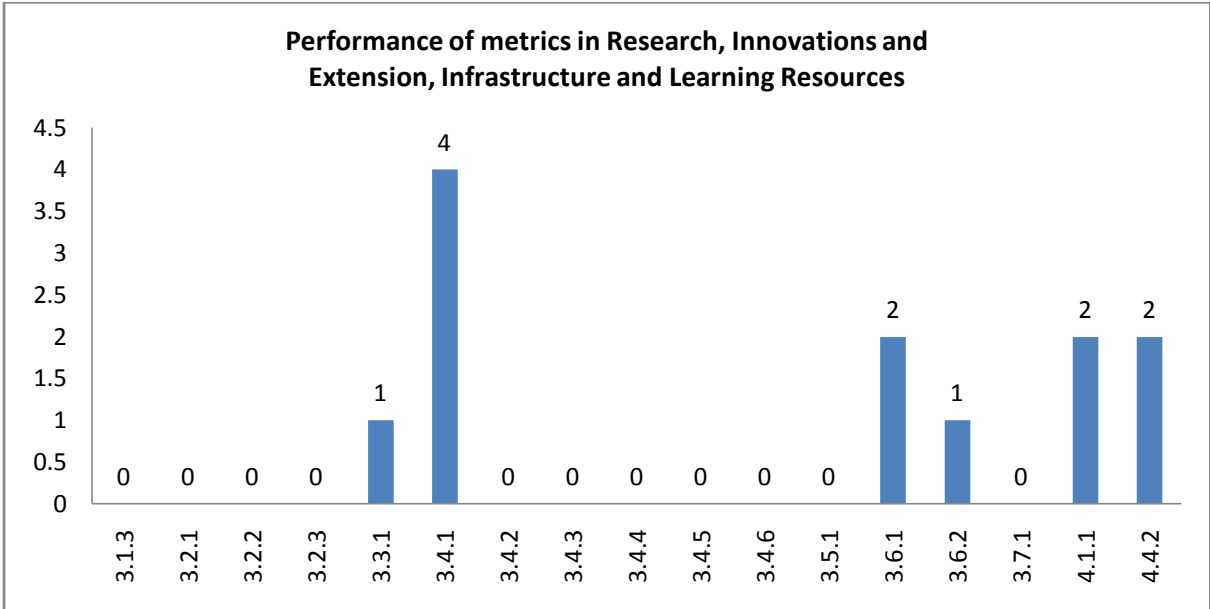
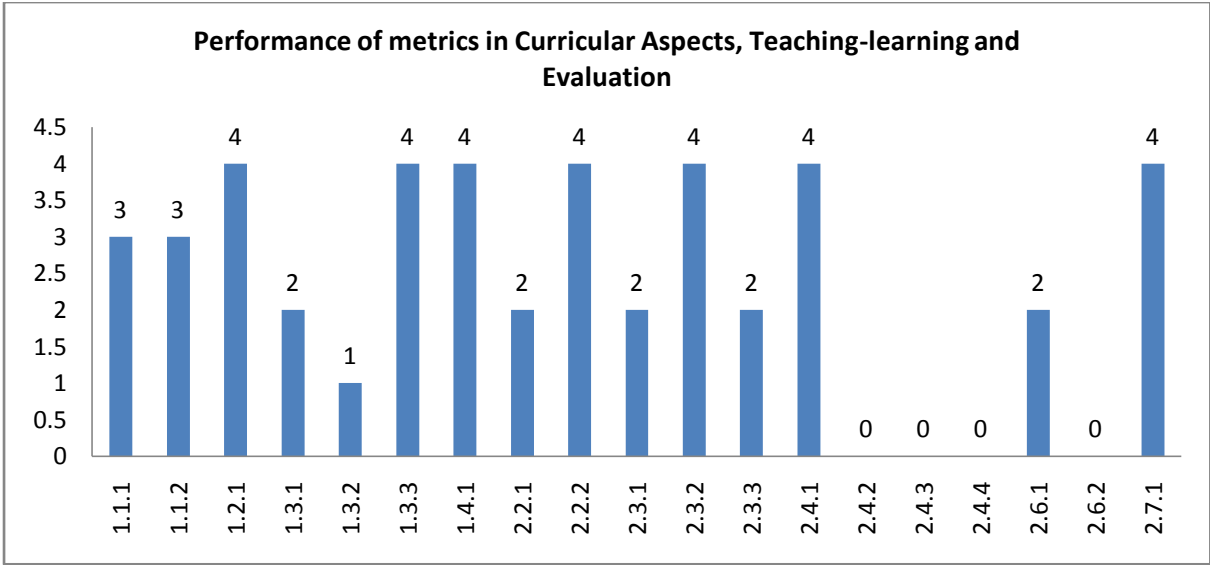
2.4.3	Teaching experience of full time teachers in same institution number of years (Data to be provided only for the latest completed academic year)	QnM	5	0	0
2.4.4	Full time teachers working in the institution throughout during 2021-22	QnM	5	0	0
<b>2.4</b>	<b>Teacher Profile and Quality</b>		50	1.2	60
<b>2.6</b>	<b>Student Performance and Learning Outcomes</b>				
2.6.1	learning outcomes (programme and course outcome)/graduate attributes which are integrated into the assessment process and widely publicized through the website and other documents and the attainment of the same are evaluated by the Department.	QIM	30	2	60
2.6.2	Passed out details of final year students (excluding backlog students)	QnM	20	0	0
<b>2.6</b>	<b>Student Performance and Learning Outcomes</b>		50	1.2	60
<b>2.7</b>	<b>Student Satisfaction Survey</b>				
2.7.1	Online student satisfaction survey (SSS) regarding to teaching learning process.	QnM	50	4	200
<b>2.7</b>	<b>Student Satisfaction Survey</b>		50	4	200
<b>Criterion II – Teaching-Learning and Evaluation</b>			230	2.3	530
<b>Criterion III – Research, Innovations and Extension</b>					
<b>3.1</b>	<b>Promotion of Research and Facilities</b>				
3.1.3	Number of teachers receiving national/ international fellowship/financial support by various agencies for advanced studies/research during 2021-22	QnM	6	0	0
<b>3.1</b>	<b>Promotion of Research and Facilities</b>		6	0	0
<b>3.2</b>	<b>Resource Mobilization for Research</b>				
3.2.1	Grants for research received by the institution and its faculties through Government and non-government sources such as industry, corporate houses, international bodies for research project, endowment research chairs during 2021-22	QnM	2	0	0
3.2.2	Number of teachers having research projects funded by government, non-government, industry, corporate houses, international bodies during the 2021-22	QnM	2	0	0
3.2.3	Teachers recognised as research guides as in the latest completed academic year	QnM	3	0	0
<b>3.2</b>	<b>Resource Mobilization for Research</b>		7	0	0

<b>3.3</b>	<b>Innovation Ecosystem</b>				
3.3.1	What are the innovation done by the Department / Club including Indian Knowledge System (IKS), including awareness about IPR, establishment of IPR cell, Incubation centre and other initiatives for the creation and transfer of knowledge/technology and the outcomes of the same are evident	QIM	10	1	10
<b>3.3</b>	<b>Innovation Ecosystem</b>		10	1	10
<b>3.4</b>	<b>Research Publications and Awards</b>				
3.4.1	The institution has a stated Code of Ethics to check malpractices and plagiarism in Research and the implementation of which is ensured through the following: 1. Inclusion of research ethics in the research methodology course work 2. Presence of institutional Ethics committee (Animal, Chemical, Bio-ethics etc.) 3. Plagiarism check through software 4. Research Advisory Committee	QnM	5	4	20
3.4.2	Number of candidates registered for Ph.D. per teacher during 2021-22	QnM	5	0	0
3.4.3	Number of research papers per teacher in the Journals notified on UGC CARE List during 2021-22	QnM	5	0	0
3.4.4	Number of books and chapters in edited volumes published per teacher during 2021-22	QnM	5	0	0
3.4.5	Bibliometrics of the publications during 2021-22 based on average citation index in Scopus/ Web of Science	QnM	5	0	0
3.4.6	Bibliometrics of the publications during 2021-22 based on Scopus/ Web of Science – h-index of the Department	QnM	5	0	0
<b>3.4</b>	<b>Research Publications and Awards</b>		30	0.67	20
<b>3.5</b>	<b>Consultancy</b>				
3.5.1	Revenue generated from consultancy and corporate training during 2021-22	QnM	5	0	0
<b>3.5</b>	<b>Consultancy</b>		5	0	0
<b>3.6</b>	<b>Extension Activities</b>				
3.6.1	What are the Extension activities in the neighborhood community in terms of impact and sensitizing students to social issues and holistic development and awards received during 2021-22?	QIM	30	2	60

3.6.2	Number of extension and outreach Programmes conducted by the institution through organized forums including NSS/NCC with involvement of community during 2021-22	QnM	20	1	20
<b>3.6</b>	<b>Extension Activities</b>		50	1.6	80
<b>3.7</b>	<b>Collaboration</b>				
3.7.1	Number of functional MoUs/linkages with institutions/ industries in India and abroad for internship, on-the-job training, project work, student / faculty exchange and collaborative research during 2021-22	QnM	20	0	0
<b>3.7</b>	<b>Collaboration</b>		20	0	0
<b>Criterion III – Research, Innovations and Extension</b>			128	0.86	110
<b>Criterion IV – Infrastructure and Learning Resources</b>					
<b>4.1</b>	<b>Physical Facilities</b>				
4.1.1	The institution has adequate facilities for a. teaching – learning, viz., classrooms, laboratories, computing equipment etc b. ICT – enabled facilities such as smart class, LMS etc. c. Facilities for Cultural and sports activities, yoga centre, games (indoor and outdoor), Gymnasium, auditorium etc.	QIM	20	2	40
<b>4.1</b>	<b>Physical Facilities</b>		20	2	40
<b>4.4</b>	<b>Maintenance of Campus Infrastructure</b>				
4.4.2	There are established systems and procedures for maintaining and utilizing physical and academic support facilities – laboratory, library, sports complex, computers, classrooms etc	QIM	10	2	20
<b>4.4</b>	<b>Maintenance of Campus Infrastructure</b>		10	2	20
<b>Criterion IV – Infrastructure and Learning Resources</b>			30	2	60
<b>Criterion V - Student Support and Progression</b>					
<b>5.1</b>	<b>Student Support</b>				
5.1.3	Number of capability enhancement and development schemes 1. Soft skills 2. Language and communication skills 3. Life skills (Yoga, physical fitness, health and hygiene) 4. Awareness of trends in technology (Opt one)	QnM	8	0	0

5.1.4	The institution adopts the following for redressal of student grievances including sexual harassment and ragging cases 1. Implementation of guidelines of statutory/regulatory bodies 2. Organisation wide awareness and undertakings on policies with zero tolerance 3. Mechanisms for submission of online/offline students' grievances 4. Timely redressal of the grievances through appropriate committees	QnM	5	4	20
<b>5.1</b>	<b>Student Support</b>		8	0	0
<b>5.2</b>	<b>Student Progression</b>				
5.2.1	Placement of outgoing students and students progressing to higher education during 2021-22	QnM	20	0	0
5.2.2	Students qualifying in state/ national/ international level examinations out of the graduated students during 2021-22 (eg: NET/ SLET/GATE/GMAT /CAT, GRE/TOFEL/Civil Services/State government examinations)	QnM	10	0	0
<b>5.2</b>	<b>Student Progression</b>		30	0	0
<b>5.3</b>	<b>Student Participation and Activities</b>				
5.3.2	Presence of an active Student Council & representation of students on academic & administrative bodies/committees	QIM	10	1	10
<b>5.3</b>	<b>Student Participation and Activities</b>		10	1	10
<b>Criterion V - Student Support and Progression</b>			48	0.21	10
<b>Criterion VI – Governance, Leadership and Management</b>					
<b>6.3</b>	<b>Faculty Empowerment Strategies</b>				
6.3.3	Number of teachers undergoing online/ face-to-face Faculty Development Programmes (FDPs)/ Management Development Programmes (MDPs)	QnM	10	0	0
<b>6.3</b>	<b>Faculty Empowerment Strategies</b>		10	0	0
<b>Criterion VI – Governance, Leadership and Management</b>			10	0	0
<b>Criterion VII – Institutional Values and Best Practices</b>					
<b>7.1</b>	<b>Institutional Values and Social Responsibilities</b>				
7.1.1	Number of gender equity promotion Programmes organized by the department/club/cell/ unit during 2021-22	QIM	5	1	5

7.1.3	Waste Management steps including: a) Solid waste management b) Liquid waste management c) Biomedical waste management d) E-waste management e) Waste recycling system f) Hazardous chemicals and radioactive waste management	QIM	4	1	4
7.1.4	Rain water harvesting structures and utilization : 1. Rain water harvesting 2. Borewell /Open well recharge 3. Construction of tanks and bunds 4. Waste water recycling 5. Maintenance of water bodies and distribution system in the campus	QnM	4	0	0
7.1.8	Institutional efforts/initiatives in providing an inclusive environment i.e., tolerance and harmony towards cultural, regional, linguistic, communal socioeconomic and other diversities	QIM	5	2	10
7.1.9	Sensitization of students and employees of the Institution to the constitutional obligations: values, rights, duties and responsibilities of citizens	QIM	4	2	8
<b>7.1</b>	<b>Institutional Values and Social Responsibilities</b>		22	1.23	27
<b>7.2</b>	<b>Best Practices</b>				
7.2.1	Describe any one best practice followed by the Department / Cell / Body / Committee / Club/Unit	QIM	30	2	60
<b>7.2</b>	<b>Best Practices</b>		30	2	60
<b>7.3</b>	<b>Institutional Distinctiveness</b>				
7.3.1	Describe/Explain the performance the Department in one area distinctive to its Vision, Priority & Thrust	QIM	20	2	40
<b>7.3</b>	<b>Institutional Distinctiveness</b>		20	2	40
<b>Criterion VII – Institutional Values and Best Practices</b>			72	1.76	127
	<b>Criteria-wise Assessment</b>		<b>Weight age (W)</b>	<b>Score</b>	<b>Wtd Grade Point (WGP)</b>
1	Curricular Aspects		150.00	2.97	445.00
2	Teaching, Learning & Evaluation		230.00	2.30	530.00
3	Research, Innovation & Extension		128.00	0.86	110.00
4	Infrastructure & Learning resources		30.00	2.00	60.00
5	Student Support & Progression		48.00	0.21	10.00
6	Governance, Leadership & Management		10.00	0.00	0.00
7	Institutional values & Best Practices		72.00	1.76	127.00
	<b>Overall:-</b>		668.00	1.92	1282.00





## Department : Hindi

### Academic and Administrative Audit - 2021-2022

#### Strengths and Weaknesses

##### **Strengths :**

- Academic Flexibility
- Feedback System
- Student Satisfaction Survey
- Curriculum Design and Development
- Catering to Student Diversity

##### **Weaknesses :**

- Teaching - Learning Process
- Physical Facilities
- Maintenance of Campus Infrastructure
- Best Practices
- Institutional Distinctiveness
- Curriculum Enrichment
- Institutional Values and Social Responsibilities
- Teacher Profile and Quality
- Student Performance and Learning Outcomes
- Innovation Ecosystem
- Student Participation and Activities
- Extension Activities
- Promotion of Research and Facilities
- Resource Mobilization for Research
- Research Publications and Awards
- Consultancy
- Collaboration
- Student Support
- Student Progression
- Faculty Empowerment Strategies



**Scott Christian College (Autonomous)**  
Nagercoil – 629 003, Tamil Nadu, India



**INTERNAL QUALITY ASSURANCE CELL**

# **ACADEMIC & ADMINISTRATIVE AUDIT 2021-2022**

## **DEPARTMENT OF COMMERCE**

**GRADE**

**B +**

**Score : 2.71/4**

**Department : Commerce**

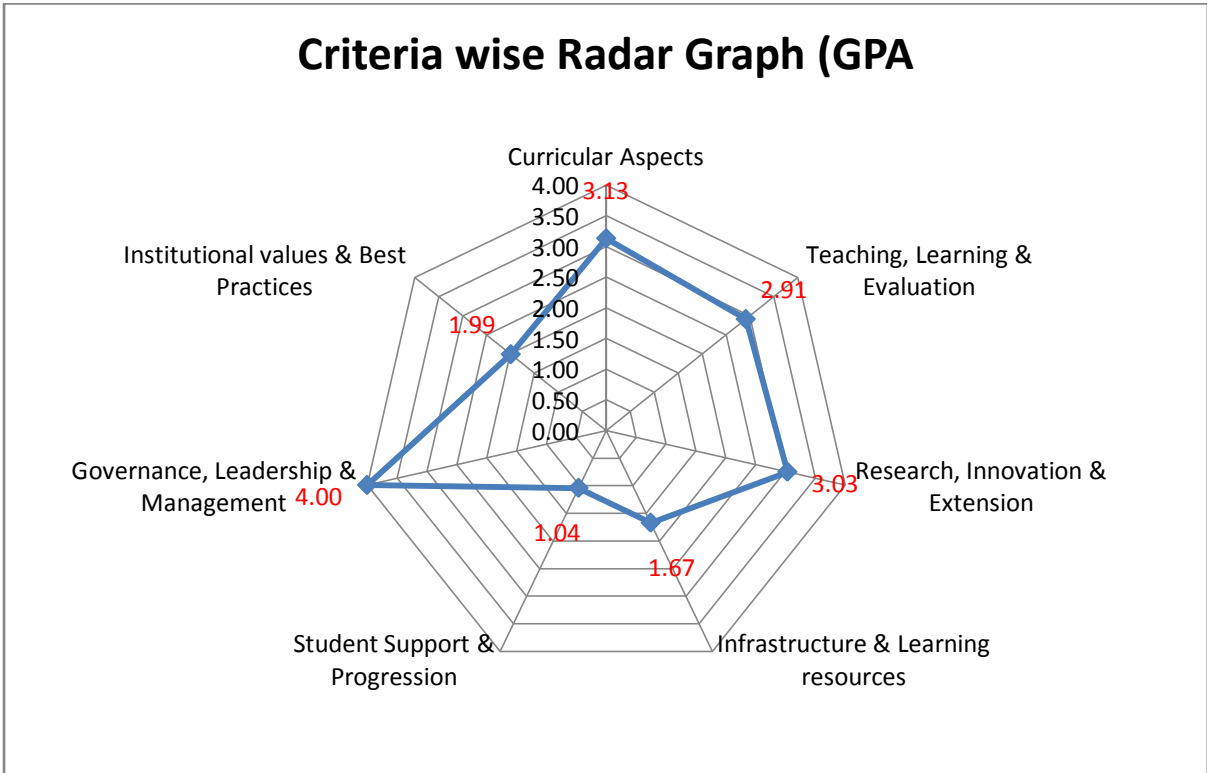
**Academic and Administrative Audit - 2021-2022**

<b>No</b>	<b>Criteria</b>	<b>Weightage (W1)</b>	<b>Criterion-wise Weighted Grade Point (CrWGP1)</b>	<b>Grade Point Averages (CrWGP<sub>i</sub>/W<sub>i</sub>)</b>
1	Curricular Aspects	150.00	470.00	3.13
2	Teaching, Learning & Evaluation	230.00	670.00	2.91
3	Research, Innovation & Extension	128.00	388.00	3.03
4	Infrastructure & Learning resources	30.00	50.00	1.67
5	Student Support & Progression	48.00	50.00	1.04
6	Governance, Leadership & Management	10.00	40.00	4.00
7	Institutional values & Best Practices	72.00	143.00	1.99
	<b>Total</b>	<b>668.00</b>	<b>1811.00</b>	<b>2.71</b>
	<b>CGPA : 2.71</b>			

Dean IQAC

Principal

Department : Commerce



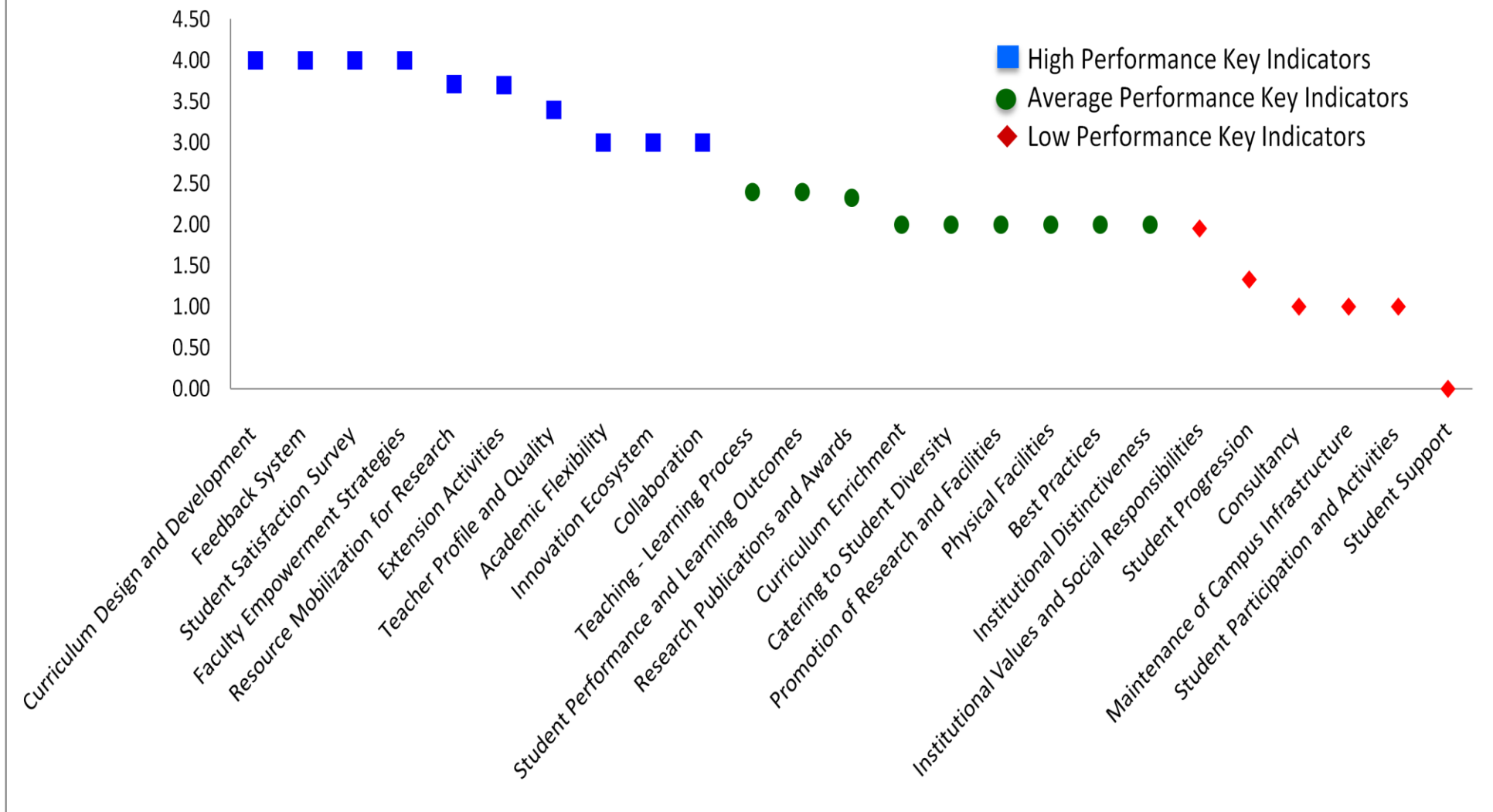
Department : Commerce

Academic and Administrative Audit - 2021-2022

No	Criteria and Key Indicators	Key Indicator Weightage (W <sub>i</sub> )	Key Indicator Wise Weighted Grade Points (KIWGP) <sub>i</sub>	Grade Point Averages (CrWGPI/W <sub>i</sub> )
<b>Criterion I – Curricular Aspects</b>				
1.1	Curriculum Design and Development	50	200.00	4.00
1.2	Academic Flexibility	30	90.00	3.00
1.3	Curriculum Enrichment	50	100.00	2.00
1.4	Feedback System	20	80.00	4.00
	<b>Total</b>	<b>150</b>	<b>470.00</b>	<b>3.13</b>
<b>Criterion II – Teaching-Learning and Evaluation</b>				
2.2	Catering to Student Diversity	30	60.00	2.00
2.3	Teaching - Learning Process	50	120.00	2.40
2.4	Teacher Profile and Quality	50	170.00	3.40
2.6	Student Performance and Learning Outcomes	50	120.00	2.40
2.7	Student Satisfaction Survey	50	200.00	4.00
	<b>Total</b>	<b>230</b>	<b>670.00</b>	<b>2.91</b>
<b>Criterion III – Research, Innovations and Extension</b>				
3.1	Promotion of Research and Facilities	6	12.00	2.00
3.2	Resource Mobilization for Research	7	26.00	3.71
3.3	Innovation Ecosystem	10	30.00	3.00
3.4	Research Publications and Awards	30	70.00	2.33
3.5	Consultancy	5	5.00	1.00

3.6	Extension Activities	50	185.00	3.70
3.7	Collaboration	20	60.00	3.00
	<b>Total</b>	<b>128</b>	<b>388.00</b>	<b>3.03</b>
<b>Criterion IV – Infrastructure and Learning Resources</b>				
4.1	Physical Facilities	20	40.00	2.00
4.4	Maintenance of Campus Infrastructure	10	10.00	1.00
	<b>Total</b>	<b>30</b>	<b>50.00</b>	<b>1.67</b>
<b>Criterion V - Student Support and Progression</b>				
5.1	Student Support	8	0.00	0.00
5.2	Student Progression	30	40.00	1.33
5.3	Student Participation and Activities	10	10.00	1.00
	<b>Total</b>	<b>48</b>	<b>50.00</b>	<b>1.04</b>
<b>Criterion VI – Governance, Leadership and Management</b>				
6.3	Faculty Empowerment Strategies	10	40.00	4.00
	<b>Total</b>	<b>10</b>	<b>40.00</b>	<b>4.00</b>
<b>Criterion VII – Institutional Values and Best Practices</b>				
7.1	Institutional Values and Social Responsibilities	22	43.00	1.95
7.2	Best Practices	30	60.00	2.00
7.3	Institutional Distinctiveness	20	40.00	2.00
	<b>Total</b>	<b>72</b>	<b>143.00</b>	<b>1.99</b>
	<b>Grand Total</b>	<b>668</b>	<b>1811.00</b>	<b>2.71</b>

### Values Comparison of Metrics in Key Indicators based on Performance (GPA)





## Scott Christian College (Autonomous), Nagercoil



AAA 2021-22 - Assessment Sheet

Department of Commerce

### Qualitative & Quantitative Metrics

Metric	Parameter	QIM/ QnM	Weight age	Score	Wtd. Score
	<b>Criterion I – Curricular Aspects</b>				
<b>1.1</b>	<b>Curriculum Design and Development</b>				
1.1.1	Curricula developed/adopted having Learning Outcomes including Programme Outcomes (Pos), Programme specific outcomes (PSOs) and Course Outcomes (COs) for all the UG, PG and M.Phil programmes offered by the Department and mapped them with syllabus properly.	QIM	20	4	80
1.1.2	List of programmes offered by the institution focus on employability/ entrepreneurship/ skill development and their course syllabi are adequately revised to incorporate contemporary requirements	QIM	30	4	120
<b>1.1</b>	<b>Curriculum Design and Development</b>		50	4	200
<b>1.2</b>	<b>Academic Flexibility</b>				
1.2.1	New courses introduced of the total number of courses across all programs offered during 2021-22.	QnM	30	3	90
<b>1.2</b>	<b>Academic Flexibility</b>		30	3	90
<b>1.3</b>	<b>Curriculum Enrichment</b>				
1.3.1	Institution integrates cross-cutting issues relevant to Professional Ethics, Gender, Human Values, Environment and Sustainability and other value framework enshrined in Sustainable Development Goals and National Education Policy – 2020 into the Curriculum	QIM	15	4	60
1.3.2	Number of certificate/value added courses/Diploma Programmes offered by the institutions and online courses of MOOCs, SWAYAM/e-PG Pathshala/ NPTEL and other recognized platforms where the students of the institution have enrolled and successfully completed during the last five years	QnM	25	0	0



1.3.3	Details of of programmes that have components of field projects / research projects / internships during 2021-22	QnM	10	4	40
<b>1.3</b>	<b>Curriculum Enrichment</b>		50	2	100
<b>1.4</b>	<b>Feedback System</b>				
1.4.1	Structured feedback for curriculum and its transaction is regularly obtained from stakeholders like Students, Teachers, Employers, Alumni, Academic peers etc., and Feedback processes of the institution may be classified as follows: A. Feedback collected, analysed, action taken & communicated to the relevant bodies and feedback hosted on the institutional website B. Feedback collected, analysed, action has been taken and communicated to the relevant bodies C. Feedback collected and analysed D. Feedback collected E. Feedback not collected	QnM	20	4	80
<b>1.4</b>	<b>Feedback System</b>		20	4	80
<b>Criterion I – Curricular Aspects</b>			150	3.13	470
<b>Criterion II – Teaching-Learning and Evaluation</b>					
<b>2.2</b>	<b>Catering to Student Diversity</b>				
2.2.1	The institution assesses the learning levels of the students, after admission and organises special programs for advanced learners and slow learners	QIM	15	2	30
2.2.2	Student - Full time teacher ratio(current year data)	QnM	15	2	30
<b>2.2</b>	<b>Catering to Student Diversity</b>		30	2	60
<b>2.3</b>	<b>Teaching - Learning Process</b>				
2.3.1	Student centric methods, such as experiential learning, participative learning and problem solving methodologies are used for enhancing learning experiences and teachers use ICT- enabled tools including online resources for effective teaching and learning process	QIM	30	2	60
2.3.2	Ratio of students to Mentor-Mentee Schemes to address academics and student-psychological issues	QIM	10	4	40
2.3.3	Preparation and adherence to Academic Calendar and Teaching plans by the institution	QIM	10	2	20
<b>2.3</b>	<b>Teaching - Learning Process</b>		50	2.4	120
<b>2.4</b>	<b>Teacher Profile and Quality</b>				
2.4.1	Full time teachers appointed against sanctioned posts during 2021-22	QnM	15	4	60

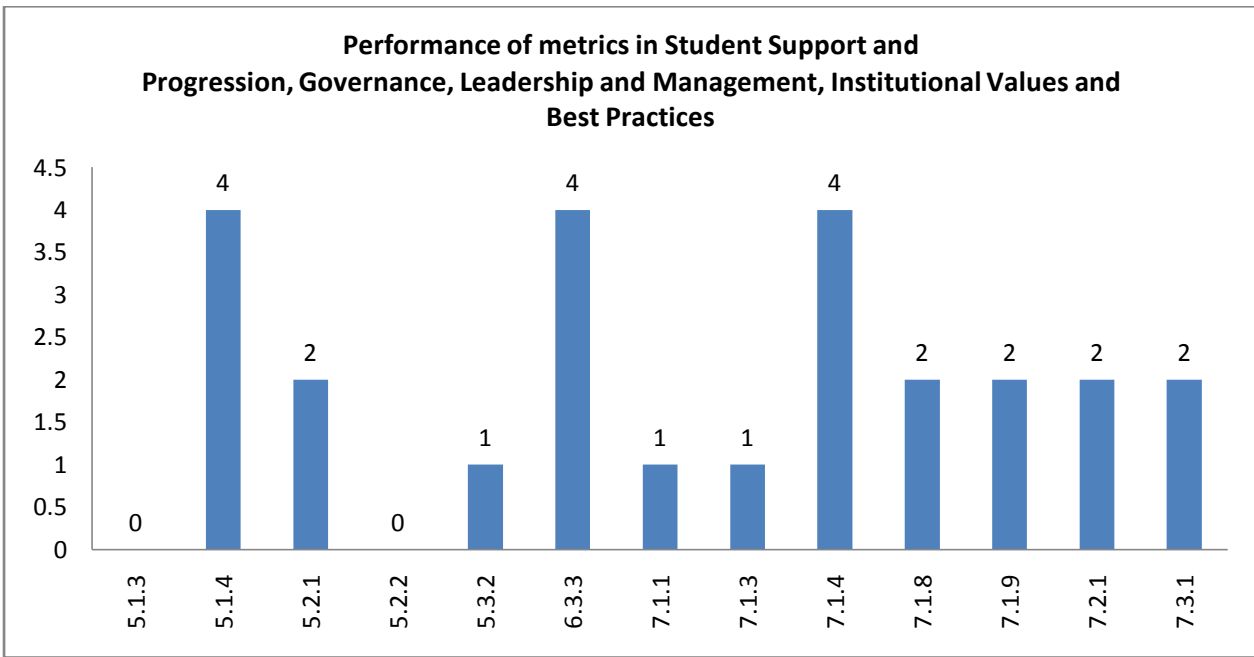
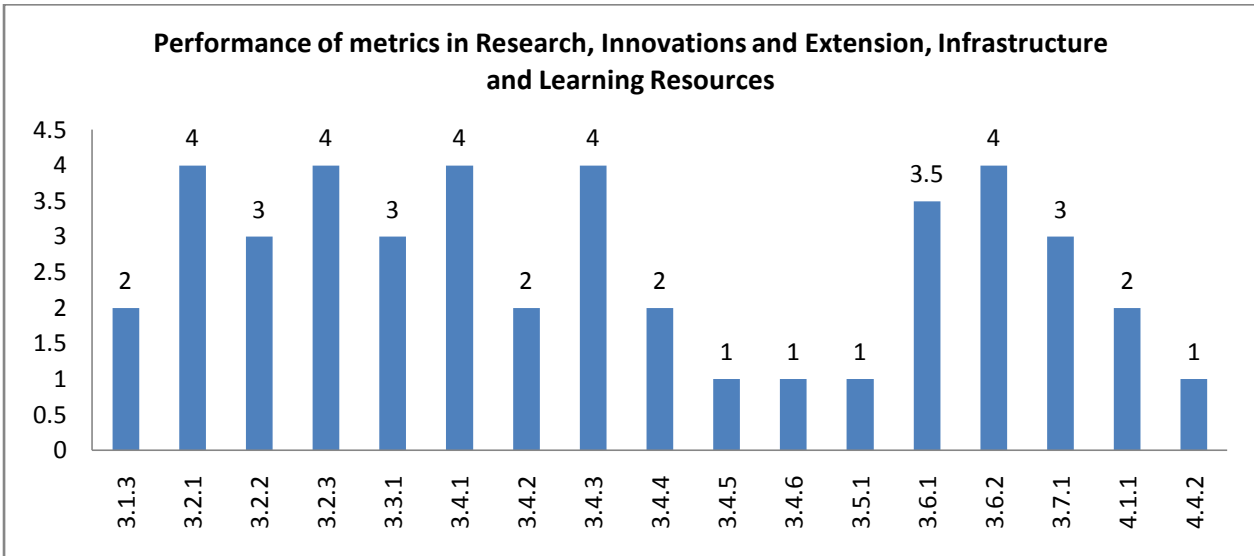
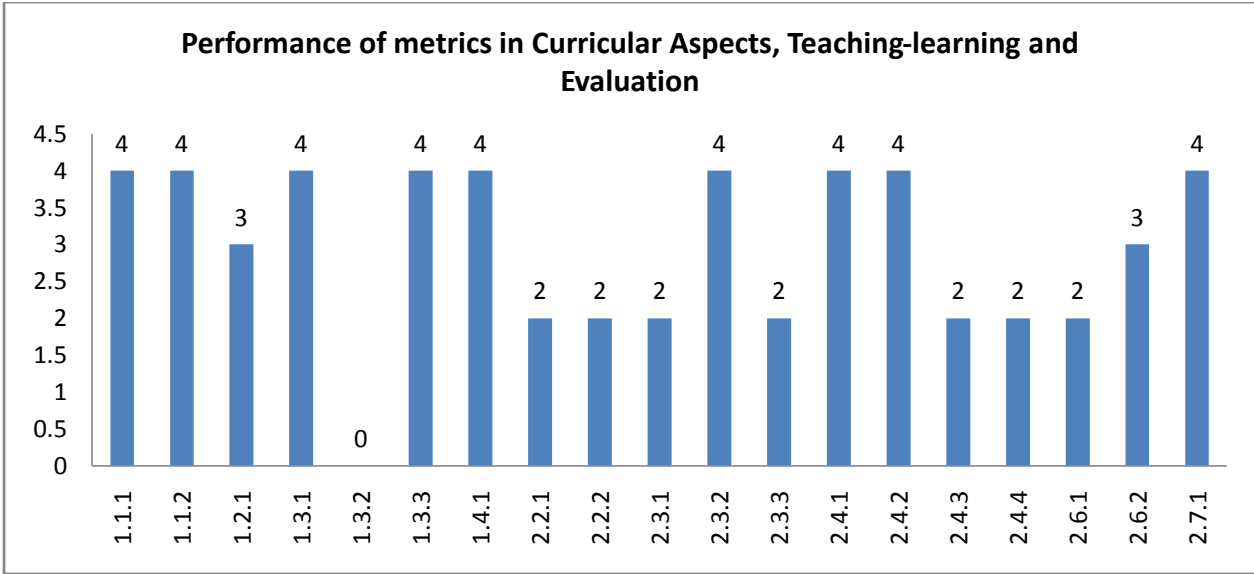
2.4.2	Full time teachers with Ph.D. /D.Sc. / D.Litt./ L.L.D during 2021-22	QnM	25	4	100
2.4.3	Teaching experience of full time teachers in same institution number of years (Data to be provided only for the latest completed academic year)	QnM	5	2	10
2.4.4	Full time teachers working in the institution throughout during 2021-22	QnM	5	2	10
<b>2.4</b>	<b>Teacher Profile and Quality</b>		50	3.4	170
<b>2.6</b>	<b>Student Performance and Learning Outcomes</b>				
2.6.1	learning outcomes (programme and course outcome)/graduate attributes which are integrated into the assessment process and widely publicized through the website and other documents and the attainment of the same are evaluated by the Department.	QIM	30	2	60
2.6.2	Passed out details of final year students (excluding backlog students)	QnM	20	3	60
<b>2.6</b>	<b>Student Performance and Learning Outcomes</b>		50	2.4	120
<b>2.7</b>	<b>Student Satisfaction Survey</b>				
2.7.1	Online student satisfaction survey (SSS) regarding to teaching learning process.	QnM	50	4	200
<b>2.7</b>	<b>Student Satisfaction Survey</b>		50	4	200
<b>Criterion II – Teaching-Learning and Evaluation</b>			230	2.91	670
<b>Criterion III – Research, Innovations and Extension</b>					
<b>3.1</b>	<b>Promotion of Research and Facilities</b>				
3.1.3	Number of teachers receiving national/international fellowship/financial support by various agencies for advanced studies/research during 2021-22	QnM	6	2	12
<b>3.1</b>	<b>Promotion of Research and Facilities</b>		6	2	12
<b>3.2</b>	<b>Resource Mobilization for Research</b>				
3.2.1	Grants for research received by the institution and its faculties through Government and non-government sources such as industry, corporate houses, international bodies for research project, endowment research chairs during 2021-22	QnM	2	4	8
3.2.2	Number of teachers having research projects funded by government, non-government, industry, corporate houses, international bodies during the 2021-22	QnM	2	3	6

3.2.3	Teachers recognised as research guides as in the latest completed academic year	QnM	3	4	<b>12</b>
<b>3.2</b>	<b>Resource Mobilization for Research</b>		7	3.71	26
<b>3.3</b>	<b>Innovation Ecosystem</b>				
3.3.1	What are the innovation done by the Department / Club including Indian Knowledge System (IKS), including awareness about IPR, establishment of IPR cell, Incubation centre and other initiatives for the creation and transfer of knowledge/technology and the outcomes of the same are evident	QIM	10	<b>3</b>	<b>30</b>
<b>3.3</b>	<b>Innovation Ecosystem</b>		10	3	30
<b>3.4</b>	<b>Research Publications and Awards</b>				
3.4.1	The institution has a stated Code of Ethics to check malpractices and plagiarism in Research and the implementation of which is ensured through the following: 1. Inclusion of research ethics in the research methodology course work 2. Presence of institutional Ethics committee (Animal, Chemical, Bio-ethics etc.) 3. Plagiarism check through software 4. Research Advisory Committee	QnM	5	4	20
3.4.2	Number of candidates registered for Ph.D. per teacher during 2021-22	QnM	5	2	10
3.4.3	Number of research papers per teacher in the Journals notified on UGC CARE List during 2021-22	QnM	5	4	20
3.4.4	Number of books and chapters in edited volumes published per teacher during 2021-22	QnM	5	2	10
3.4.5	Bibliometrics of the publications during 2021-22 based on average citation index in Scopus/ Web of Science	QnM	5	1	5
3.4.6	Bibliometrics of the publications during 2021-22 based on Scopus/ Web of Science – h-index of the Department	QnM	5	1	5
<b>3.4</b>	<b>Research Publications and Awards</b>		30	2.33	70
<b>3.5</b>	<b>Consultancy</b>				
3.5.1	Revenue generated from consultancy and corporate training during 2021-22	QnM	5	1	5
<b>3.5</b>	<b>Consultancy</b>		5	1	5

<b>3.6</b>	<b>Extension Activities</b>				
3.6.1	What are the Extension activities in the neighborhood community in terms of impact and sensitizing students to social issues and holistic development and awards received during 2021-22?	QIM	30	3.5	105
3.6.2	Number of extension and outreach Programmes conducted by the institution through organized forums including NSS/NCC with involvement of community during 2021-22	QnM	20	4	80
<b>3.6</b>	<b>Extension Activities</b>		50	3.7	185
<b>3.7</b>	<b>Collaboration</b>				
3.7.1	Number of functional MoUs/linkages with institutions/ industries in India and abroad for internship, on-the-job training, project work, student / faculty exchange and collaborative research during 2021-22	QnM	20	3	60
<b>3.7</b>	<b>Collaboration</b>		20	3	60
<b>Criterion III – Research, Innovations and Extension</b>			128	3.03	388
<b>Criterion IV – Infrastructure and Learning Resources</b>					
<b>4.1</b>	<b>Physical Facilities</b>				
4.1.1	The institution has adequate facilities for a. teaching – learning, viz., classrooms, laboratories, computing equipment etc b. ICT – enabled facilities such as smart class, LMS etc. c. Facilities for Cultural and sports activities, yoga centre, games (indoor and outdoor), Gymnasium, auditorium etc.	QIM	20	2	40
<b>4.1</b>	<b>Physical Facilities</b>		20	2	40
<b>4.4</b>	<b>Maintenance of Campus Infrastructure</b>				
4.4.2	There are established systems and procedures for maintaining and utilizing physical and academic support facilities – laboratory, library, sports complex, computers, classrooms etc	QIM	10	1	10
<b>4.4</b>	<b>Maintenance of Campus Infrastructure</b>		10	1	10
<b>Criterion IV – Infrastructure and Learning Resources</b>			30	1.67	50
<b>Criterion V - Student Support and Progression</b>					
<b>5.1</b>	<b>Student Support</b>				
5.1.3	Number of capability enhancement and development schemes 1. Soft skills 2. Language and communication skills 3. Life skills (Yoga, physical fitness, health and hygiene) 4. Awareness of trends in technology (Opt one)	QnM	8	0	0

5.1.4	The institution adopts the following for redressal of student grievances including sexual harassment and ragging cases 1. Implementation of guidelines of statutory/regulatory bodies 2. Organisation wide awareness and undertakings on policies with zero tolerance 3. Mechanisms for submission of online/offline students' grievances 4. Timely redressal of the grievances through appropriate committees	QnM	5	4	20
<b>5.1</b>	<b>Student Support</b>		8	0	0
<b>5.2</b>	<b>Student Progression</b>				
5.2.1	Placement of outgoing students and students progressing to higher education during 2021-22	QnM	20	2	40
5.2.2	Students qualifying in state/ national/ international level examinations out of the graduated students during 2021-22 (eg: NET/ SLET/GATE/GMAT /CAT, GRE/TOFEL/Civil Services/State government examinations)	QnM	10	0	0
<b>5.2</b>	<b>Student Progression</b>		30	1.33	40
<b>5.3</b>	<b>Student Participation and Activities</b>				
5.3.2	Presence of an active Student Council & representation of students on academic & administrative bodies/committees	QIM	10	1	10
<b>5.3</b>	<b>Student Participation and Activities</b>		10	1	10
<b>Criterion V - Student Support and Progression</b>			48	1.04	50
<b>Criterion VI – Governance, Leadership and Management</b>					
<b>6.3</b>	<b>Faculty Empowerment Strategies</b>				
6.3.3	Number of teachers undergoing online/ face-to-face Faculty Development Programmes (FDPs)/ Management Development Programmes (MDPs)	QnM	10	4	40
<b>6.3</b>	<b>Faculty Empowerment Strategies</b>		10	4	40
<b>Criterion VI – Governance, Leadership and Management</b>			10	4	40
<b>Criterion VII – Institutional Values and Best Practices</b>					
<b>7.1</b>	<b>Institutional Values and Social Responsibilities</b>				
7.1.1	Number of gender equity promotion Programmes organized by the department/club/cell/ unit during 2021-22	QIM	5	1	5

7.1.3	Waste Management steps including: a) Solid waste management b) Liquid waste management c) Biomedical waste management d) E-waste management e) Waste recycling system f) Hazardous chemicals and radioactive waste management	QIM	4	1	4
7.1.4	Rain water harvesting structures and utilization : 1. Rain water harvesting 2. Borewell /Open well recharge 3. Construction of tanks and bunds 4. Waste water recycling 5. Maintenance of water bodies and distribution system in the campus	QnM	4	4	16
7.1.8	Institutional efforts/initiatives in providing an inclusive environment i.e., tolerance and harmony towards cultural, regional, linguistic, communal socioeconomic and other diversities	QIM	5	2	10
7.1.9	Sensitization of students and employees of the Institution to the constitutional obligations: values, rights, duties and responsibilities of citizens	QIM	4	2	8
<b>7.1</b>	<b>Institutional Values and Social Responsibilities</b>		22	1.95	43
<b>7.2</b>	<b>Best Practices</b>				
7.2.1	Describe any one best practice followed by the Department / Cell / Body / Committee / Club/Unit	QIM	30	2	60
<b>7.2</b>	<b>Best Practices</b>		30	2	60
<b>7.3</b>	<b>Institutional Distinctiveness</b>				
7.3.1	Describe/Explain the performance the Department in one area distinctive to its Vision, Priority & Thrust	QIM	20	2	40
<b>7.3</b>	<b>Institutional Distinctiveness</b>		20	2	40
<b>Criterion VII – Institutional Values and Best Practices</b>			72	1.99	143
	<b>Criteria-wise Assessment</b>		<b>Weight age (W)</b>	<b>Score</b>	<b>Wtd Grade Point (WGP)</b>
1	Curricular Aspects		150.00	3.13	470.00
2	Teaching, Learning & Evaluation		230.00	2.91	670.00
3	Research, Innovation & Extension		128.00	3.03	388.00
4	Infrastructure & Learning resources		30.00	1.67	50.00
5	Student Support & Progression		48.00	1.04	50.00
6	Governance, Leadership & Management		10.00	4.00	40.00
7	Institutional values & Best Practices		72.00	1.99	143.00
	<b>Overall:-</b>		668.00	2.71	1811.00



**Department : Commerce**

**Academic and Administrative Audit - 2021-2022**


**Strengths and Weaknesses**

**Strengths :**

- Curriculum Design and Development
- Feedback System
- Student Satisfaction Survey
- Faculty Empowerment Strategies
- Resource Mobilization for Research
- Extension Activities
- Teacher Profile and Quality
- Academic Flexibility
- Innovation Ecosystem
- Collaboration

**Weaknesses :**

- Teaching - Learning Process
- Student Performance and Learning Outcomes
- Research Publications and Awards
- Curriculum Enrichment
- Catering to Student Diversity
- Promotion of Research and Facilities
- Physical Facilities
- Best Practices
- Institutional Distinctiveness
- Institutional Values and Social Responsibilities
- Student Progression
- Consultancy
- Maintenance of Campus Infrastructure
- Student Participation and Activities
- Student Support







**Scott Christian College (Autonomous)**  
Nagercoil – 629 003, Tamil Nadu, India



**INTERNAL QUALITY ASSURANCE CELL**

# **ACADEMIC & ADMINISTRATIVE AUDIT 2021-2022**

**DEPARTMENT OF COMPUTER SCIENCE**

**GRADE**

**B +**

**Score : 2.64/4**

**Department : Computer Science**

**Academic and Administrative Audit - 2021-2022**

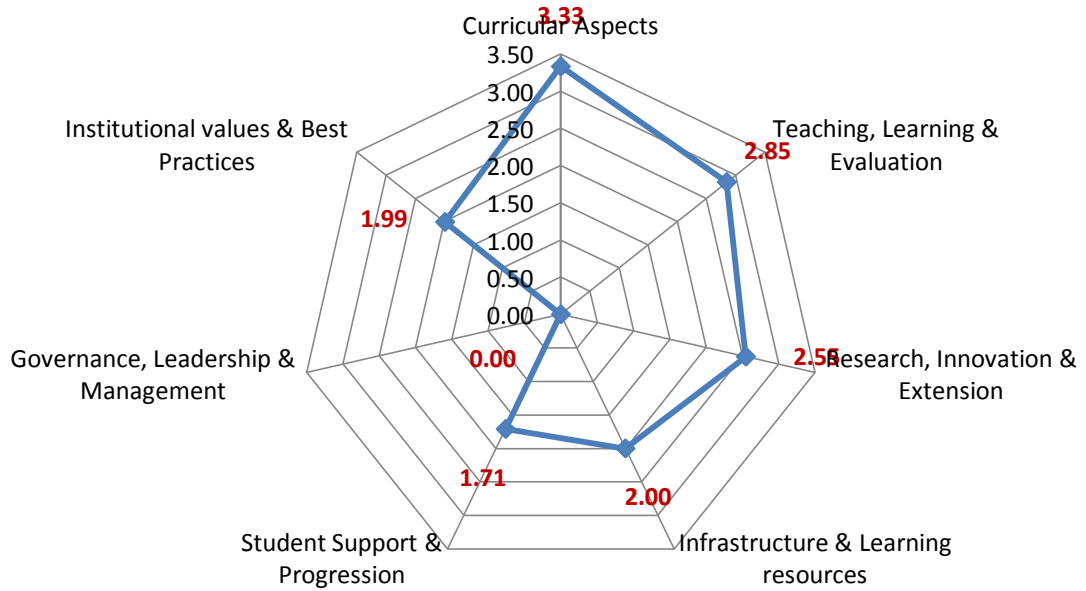
No	Criteria	Weightage (W1)	Criterion-wise Weighted Grade Point (CrWGP1)	Grade Point Averages (CrWGP <sub>i</sub> /W <sub>i</sub> )
1	Curricular Aspects	150.00	500.00	3.33
2	Teaching, Learning & Evaluation	230.00	655.00	2.85
3	Research, Innovation & Extension	128.00	326.00	2.55
4	Infrastructure & Learning resources	30.00	60.00	2.00
5	Student Support & Progression	48.00	82.00	1.71
6	Governance, Leadership & Management	10.00	0.00	0.00
7	Institutional values & Best Practices	72.00	143.00	1.99
	<b>Total</b>	<b>668.00</b>	<b>1766.00</b>	<b>2.64</b>
		<b>CGPA : 2.64</b>		

Dean IQAC

Principal

Department : Computer Science

### Criteria wise Radar Graph (GPA)



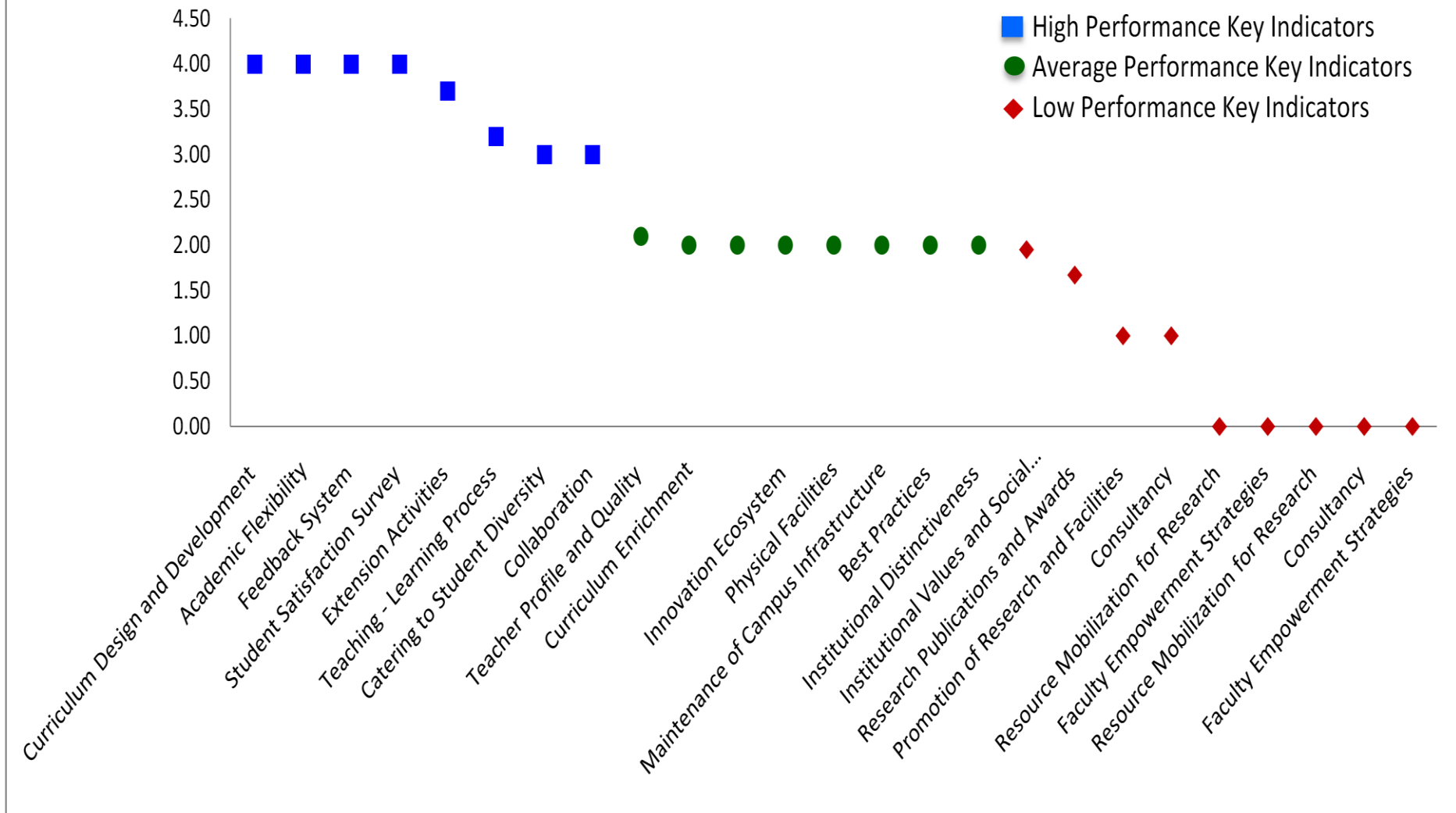
Department : Computer Science

Academic and Administrative Audit - 2021-2022

No	Criteria and Key Indicators	Key Indicator Weightage (W <sub>i</sub> )	Key Indicator Wise Weighted Grade Points (KIWGP) <sub>i</sub>	Grade Point Averages (CrWGPI/W <sub>i</sub> )
<b>Criterion I – Curricular Aspects</b>				
1.1	Curriculum Design and Development	50	200.00	4.00
1.2	Academic Flexibility	30	120.00	4.00
1.3	Curriculum Enrichment	50	100.00	2.00
1.4	Feedback System	20	80.00	4.00
	<b>Total</b>	<b>150</b>	<b>500.00</b>	<b>3.33</b>
<b>Criterion II – Teaching-Learning and Evaluation</b>				
2.2	Catering to Student Diversity	30	90.00	3.00
2.3	Teaching - Learning Process	50	160.00	3.20
2.4	Teacher Profile and Quality	50	105.00	2.10
2.6	Student Performance and Learning Outcomes	50	100.00	2.00
2.7	Student Satisfaction Survey	50	200.00	4.00
	<b>Total</b>	<b>230</b>	<b>655.00</b>	<b>2.85</b>
<b>Criterion III – Research, Innovations and Extension</b>				
3.1	Promotion of Research and Facilities	6	6.00	1.00
3.2	Resource Mobilization for Research	7	0.00	0.00
3.3	Innovation Ecosystem	10	20.00	2.00
3.4	Research Publications and Awards	30	50.00	1.67
3.5	Consultancy	5	5.00	1.00

3.6	Extension Activities	50	185.00	3.70
3.7	Collaboration	20	60.00	3.00
	<b>Total</b>	<b>128</b>	<b>326.00</b>	<b>2.55</b>
<b>Criterion IV – Infrastructure and Learning Resources</b>				
4.1	Physical Facilities	20	40.00	2.00
4.4	Maintenance of Campus Infrastructure	10	20.00	2.00
	<b>Total</b>	<b>30</b>	<b>60.00</b>	<b>2.00</b>
<b>Criterion V - Student Support and Progression</b>				
5.1	Student Support	8	32.00	4.00
5.2	Student Progression	30	40.00	1.33
5.3	Student Participation and Activities	10	10.00	1.00
	<b>Total</b>	<b>48</b>	<b>82.00</b>	<b>1.71</b>
<b>Criterion VI – Governance, Leadership and Management</b>				
6.3	Faculty Empowerment Strategies	10	0.00	0.00
	<b>Total</b>	<b>10</b>	<b>0.00</b>	<b>0.00</b>
<b>Criterion VII – Institutional Values and Best Practices</b>				
7.1	Institutional Values and Social Responsibilities	22	43.00	1.95
7.2	Best Practices	30	60.00	2.00
7.3	Institutional Distinctiveness	20	40.00	2.00
	<b>Total</b>	<b>72</b>	<b>143.00</b>	<b>1.99</b>
	<b>Grand Total</b>	<b>668</b>	<b>1766.00</b>	<b>2.64</b>

### Values Comparison of Metrics in Key Indicators based on Performance (GPA)





## Scott Christian College (Autonomous), Nagercoil



AAA 2021-22 - Assessment Sheet

Department of Computer Science

### Qualitative & Quantitative Metrics

Metric	Parameter	QIM/ QnM	Weight age	Score	Wtd. Score
	<b>Criterion I – Curricular Aspects</b>				
<b>1.1</b>	<b>Curriculum Design and Development</b>				
1.1.1	Curricula developed/adopted having Learning Outcomes including Programme Outcomes (Pos), Programme specific outcomes (PSOs) and Course Outcomes (COs) for all the UG, PG and M.Phil programmes offered by the Department and mapped them with syllabus properly.	QIM	20	4	80
1.1.2	List of programmes offered by the institution focus on employability/ entrepreneurship/ skill development and their course syllabi are adequately revised to incorporate contemporary requirements	QIM	30	4	120
<b>1.1</b>	<b>Curriculum Design and Development</b>		50	4	200
<b>1.2</b>	<b>Academic Flexibility</b>				
1.2.1	New courses introduced of the total number of courses across all programs offered during 2021-22.	QnM	30	4	120
<b>1.2</b>	<b>Academic Flexibility</b>		30	4	120
<b>1.3</b>	<b>Curriculum Enrichment</b>				
1.3.1	Institution integrates cross-cutting issues relevant to Professional Ethics, Gender, Human Values, Environment and Sustainability and other value framework enshrined in Sustainable Development Goals and National Education Policy – 2020 into the Curriculum	QIM	15	4	60
1.3.2	Number of certificate/value added courses/Diploma Programmes offered by the institutions and online courses of MOOCs, SWAYAM/e-PG Pathshala/ NPTEL and other recognized platforms where the students of the institution have enrolled and successfully completed during the last five years	QnM	25	0	0

1.3.3	Details of of programmes that have components of field projects / research projects / internships during 2021-22	QnM	10	4	40
<b>1.3</b>	<b>Curriculum Enrichment</b>		50	2	100
<b>1.4</b>	<b>Feedback System</b>				
1.4.1	Structured feedback for curriculum and its transaction is regularly obtained from stakeholders like Students, Teachers, Employers, Alumni, Academic peers etc., and Feedback processes of the institution may be classified as follows: A. Feedback collected, analysed, action taken & communicated to the relevant bodies and feedback hosted on the institutional website B. Feedback collected, analysed, action has been taken and communicated to the relevant bodies C. Feedback collected and analysed D. Feedback collected E. Feedback not collected	QnM	20	4	80
<b>1.4</b>	<b>Feedback System</b>		20	4	80
<b>Criterion I – Curricular Aspects</b>			150	3.33	500
<b>Criterion II – Teaching-Learning and Evaluation</b>					
<b>2.2</b>	<b>Catering to Student Diversity</b>				
2.2.1	The institution assesses the learning levels of the students, after admission and organises special programs for advanced learners and slow learners	QIM	15	3	45
2.2.2	Student - Full time teacher ratio(current year data)	QnM	15	3	45
<b>2.2</b>	<b>Catering to Student Diversity</b>		30	3	90
<b>2.3</b>	<b>Teaching - Learning Process</b>				
2.3.1	Student centric methods, such as experiential learning, participative learning and problem solving methodologies are used for enhancing learning experiences and teachers use ICT- enabled tools including online resources for effective teaching and learning process	QIM	30	3	90
2.3.2	Ratio of students to Mentor-Mentee Schemes to address academics and student-psychological issues	QIM	10	4	40
2.3.3	Preparation and adherence to Academic Calendar and Teaching plans by the institution	QIM	10	3	30
<b>2.3</b>	<b>Teaching - Learning Process</b>		50	3.2	160



<b>2.4</b>	<b>Teacher Profile and Quality</b>				
2.4.1	Full time teachers appointed against sanctioned posts during 2021-22	QnM	15	4	60
2.4.2	Full time teachers with Ph.D. /D.Sc. / D.Litt./ L.L.D during 2021-22	QnM	25	1	25
2.4.3	Teaching experience of full time teachers in same institution number of years (Data to be provided only for the latest completed academic year)	QnM	5	4	20
2.4.4	Full time teachers working in the institution throughout during 2021-22	QnM	5	4	20
<b>2.4</b>	<b>Teacher Profile and Quality</b>		50	2.1	105
<b>2.6</b>	<b>Student Performance and Learning Outcomes</b>				
2.6.1	learning outcomes (programme and course outcome)/graduate attributes which are integrated into the assessment process and widely publicized through the website and other documents and the attainment of the same are evaluated by the Department.	QIM	30	2	60
2.6.2	Passed out details of final year students (excluding backlog students)	QnM	20	2	40
<b>2.6</b>	<b>Student Performance and Learning Outcomes</b>		50	2	100
<b>2.7</b>	<b>Student Satisfaction Survey</b>				
2.7.1	Online student satisfaction survey (SSS) regarding to teaching learning process.	QnM	50	4	200
<b>2.7</b>	<b>Student Satisfaction Survey</b>		50	4	200
<b>Criterion II – Teaching-Learning and Evaluation</b>			230	2.85	655
<b>Criterion III – Research, Innovations and Extension</b>					
<b>3.1</b>	<b>Promotion of Research and Facilities</b>				
3.1.3	Number of teachers receiving national/international fellowship/financial support by various agencies for advanced studies/research during 2021-22	QnM	6	1	6
<b>3.1</b>	<b>Promotion of Research and Facilities</b>		6	1	6
<b>3.2</b>	<b>Resource Mobilization for Research</b>				
3.2.1	Grants for research received by the institution and its faculties through Government and non-government sources such as industry, corporate houses, international bodies for research project, endowment research chairs during 2021-22	QnM	2	0	0

3.2.2	Number of teachers having research projects funded by government, non-government, industry, corporate houses, international bodies during the 2021-22	QnM	2	0	0
3.2.3	Teachers recognised as research guides as in the latest completed academic year	QnM	3	0	0
<b>3.2</b>	<b>Resource Mobilization for Research</b>		7	0	0
<b>3.3</b>	<b>Innovation Ecosystem</b>				
3.3.1	What are the innovation done by the Department / Club including Indian Knowledge System (IKS), including awareness about IPR, establishment of IPR cell, Incubation centre and other initiatives for the creation and transfer of knowledge/technology and the outcomes of the same are evident	QIM	10	2	20
<b>3.3</b>	<b>Innovation Ecosystem</b>		10	2	20
<b>3.4</b>	<b>Research Publications and Awards</b>				
3.4.1	The institution has a stated Code of Ethics to check malpractices and plagiarism in Research and the implementation of which is ensured through the following: 1. Inclusion of research ethics in the research methodology course work 2. Presence of institutional Ethics committee (Animal, Chemical, Bio-ethics etc.) 3. Plagiarism check through software 4. Research Advisory Committee	QnM	5	4	20
3.4.2	Number of candidates registered for Ph.D. per teacher during 2021-22	QnM	5	0	0
3.4.3	Number of research papers per teacher in the Journals notified on UGC CARE List during 2021-22	QnM	5	4	20
3.4.4	Number of books and chapters in edited volumes published per teacher during 2021-22	QnM	5	0	0
3.4.5	Bibliometrics of the publications during 2021-22 based on average citation index in Scopus/ Web of Science	QnM	5	1	5
3.4.6	Bibliometrics of the publications during 2021-22 based on Scopus/ Web of Science – h-index of the Department	QnM	5	1	5
<b>3.4</b>	<b>Research Publications and Awards</b>		30	1.67	50

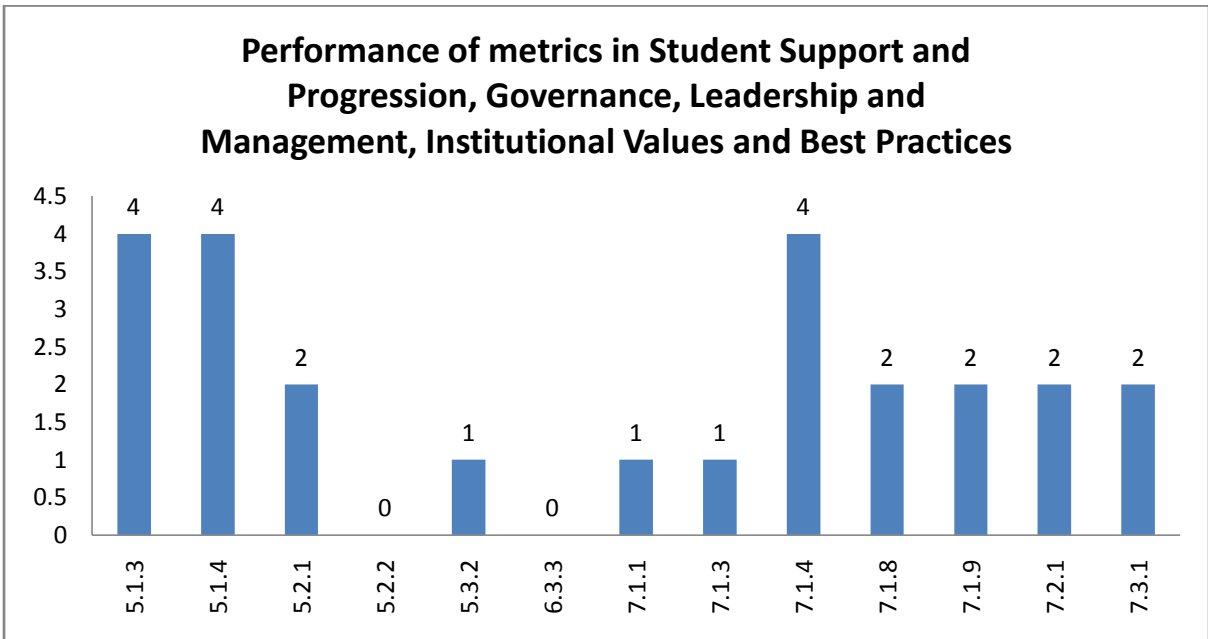
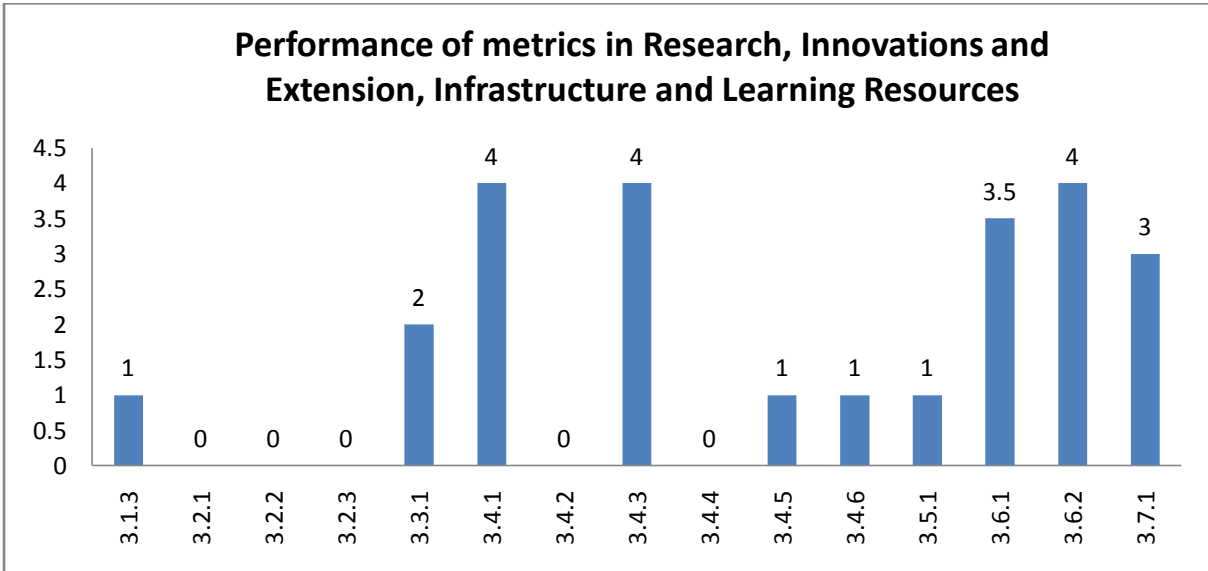
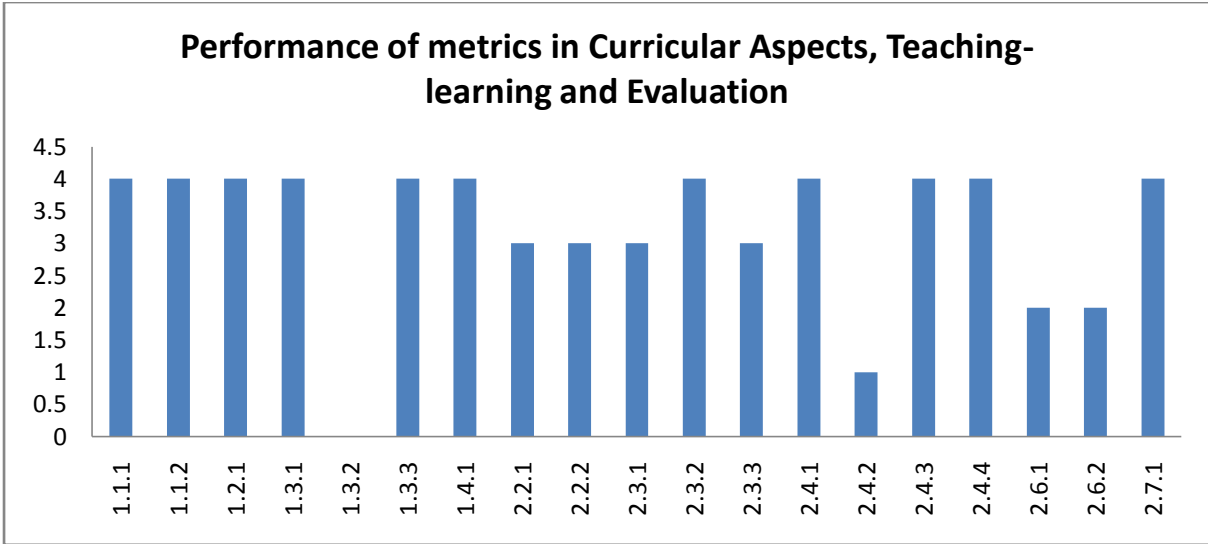
<b>3.5</b>	<b>Consultancy</b>				
3.5.1	Revenue generated from consultancy and corporate training during 2021-22	QnM	5	1	5
<b>3.5</b>	<b>Consultancy</b>		5	1	5
<b>3.6</b>	<b>Extension Activities</b>				
3.6.1	What are the Extension activities in the neighborhood community in terms of impact and sensitizing students to social issues and holistic development and awards received during 2021-22?	QIM	30	3.5	105
3.6.2	Number of extension and outreach Programmes conducted by the institution through organized forums including NSS/NCC with involvement of community during 2021-22	QnM	20	4	80
<b>3.6</b>	<b>Extension Activities</b>		50	3.7	185
<b>3.7</b>	<b>Collaboration</b>				
3.7.1	Number of functional MoUs/linkages with institutions/ industries in India and abroad for internship, on-the-job training, project work, student / faculty exchange and collaborative research during 2021-22	QnM	20	3	<b>60</b>
<b>3.7</b>	<b>Collaboration</b>		20	3	60
<b>Criterion III – Research, Innovations and Extension</b>			128	2.55	326
<b>Criterion IV – Infrastructure and Learning Resources</b>					
<b>4.1</b>	<b>Physical Facilities</b>				
4.1.1	The institution has adequate facilities for a. teaching – learning, viz., classrooms, laboratories, computing equipment etc b. ICT – enabled facilities such as smart class, LMS etc. c. Facilities for Cultural and sports activities, yoga centre, games (indoor and outdoor), Gymnasium, auditorium etc.	QIM	20	2	40
<b>4.1</b>	<b>Physical Facilities</b>		20	2	40
<b>4.4</b>	<b>Maintenance of Campus Infrastructure</b>				
4.4.2	There are established systems and procedures for maintaining and utilizing physical and academic support facilities – laboratory, library, sports complex, computers, classrooms etc	QIM	10	2	20
<b>4.4</b>	<b>Maintenance of Campus Infrastructure</b>		10	2	20
<b>Criterion IV – Infrastructure and Learning Resources</b>			30	2	60

<b>Criterion V - Student Support and Progression</b>					
<b>5.1</b>	<b>Student Support</b>				
5.1.3	Number of capability enhancement and development schemes 1. Soft skills 2. Language and communication skills 3. Life skills (Yoga, physical fitness, health and hygiene) 4. Awareness of trends in technology (Opt one)	QnM	8	4	32
5.1.4	The institution adopts the following for redressal of student grievances including sexual harassment and ragging cases 1. Implementation of guidelines of statutory/regulatory bodies 2. Organisation wide awareness and undertakings on policies with zero tolerance 3. Mechanisms for submission of online/offline students' grievances 4. Timely redressal of the grievances through appropriate committees	QnM	5	4	20
<b>5.1</b>	<b>Student Support</b>		<b>8</b>	<b>4</b>	<b>32</b>
<b>5.2</b>	<b>Student Progression</b>				
5.2.1	Placement of outgoing students and students progressing to higher education during 2021-22	QnM	20	2	40
5.2.2	Students qualifying in state/ national/ international level examinations out of the graduated students during 2021-22 (eg: NET/ SLET/GATE/GMAT /CAT, GRE/TOFEL/Civil Services/State government examinations)	QnM	10	0	0
<b>5.2</b>	<b>Student Progression</b>		<b>30</b>	<b>1.33</b>	<b>40</b>
<b>5.3</b>	<b>Student Participation and Activities</b>				
5.3.2	Presence of an active Student Council & representation of students on academic & administrative bodies/committees	QIM	10	1	10
<b>5.3</b>	<b>Student Participation and Activities</b>		<b>10</b>	<b>1</b>	<b>10</b>
<b>Criterion V - Student Support and Progression</b>			<b>48</b>	<b>1.71</b>	<b>82</b>

	<b>Criterion VI – Governance, Leadership and Management</b>				
<b>6.3</b>	<b>Faculty Empowerment Strategies</b>				
6.3.3	Number of teachers undergoing online/ face-to-face Faculty Development Programmes (FDPs)/ Management Development Programmes (MDPs)	QnM	10	0	0
<b>6.3</b>	<b>Faculty Empowerment Strategies</b>		10	0	0
<b>Criterion VI – Governance, Leadership and Management</b>			10	0	0
	<b>Criterion VII – Institutional Values and Best Practices</b>				
<b>7.1</b>	<b>Institutional Values and Social Responsibilities</b>				
7.1.1	Number of gender equity promotion Programmes organized by the department/club/cell/ unit during 2021-22	QIM	5	1	5
7.1.3	Waste Management steps including: a) Solid waste management b) Liquid waste management c) Biomedical waste management d) E-waste management e) Waste recycling system f) Hazardous chemicals and radioactive waste management	QIM	4	1	4
7.1.4	Rain water harvesting structures and utilization : 1. Rain water harvesting 2. Borewell /Open well recharge 3. Construction of tanks and bunds 4. Waste water recycling 5. Maintenance of water bodies and distribution system in the campus	QnM	4	4	16
7.1.8	Institutional efforts/initiatives in providing an inclusive environment i.e., tolerance and harmony towards cultural, regional, linguistic, communal socioeconomic and other diversities	QIM	5	2	10
7.1.9	Sensitization of students and employees of the Institution to the constitutional obligations: values, rights, duties and responsibilities of citizens	QIM	4	2	8
<b>7.1</b>	<b>Institutional Values and Social Responsibilities</b>		22	1.95	43
<b>7.2</b>	<b>Best Practices</b>				
7.2.1	Describe any one best practice followed by the Department / Cell / Body / Committee / Club/Unit	QIM	30	2	60
<b>7.2</b>	<b>Best Practices</b>		30	2	60

<b>7.3</b>	<b>Institutional Distinctiveness</b>				
7.3.1	Describe/Explain the performance the Department in one area distinctive to its Vision, Priority & Thrust	QIM	20	2	40
<b>7.3</b>	<b>Institutional Distinctiveness</b>		20	2	40
<b>Criterion VII – Institutional Values and Best Practices</b>			72	1.99	143
	<b>Criteria-wise Assessment</b>		<b>Weight age (W)</b>	<b>Score</b>	<b>Wtd Grade Point (WGP)</b>
1	Curricular Aspects		150.00	3.33	500.00
2	Teaching, Learning & Evaluation		230.00	2.85	655.00
3	Research, Innovation & Extension		128.00	2.55	326.00
4	Infrastructure & Learning resources		30.00	2.00	60.00
5	Student Support & Progression		48.00	1.71	82.00
6	Governance, Leadership & Management		10.00	0.00	0.00
7	Institutional values & Best Practices		72.00	1.99	143.00
	<b>Overall:-</b>		668.00	2.64	1766.00





## Department : Computer Science

### Academic and Administrative Audit - 2021-2022

#### Strengths and Weaknesses

##### Strengths :

- Curriculum Design and Development
- Academic Flexibility
- Feedback System
- Student Satisfaction Survey
- Extension Activities
- Teaching - Learning Process
- Catering to Student Diversity
- Collaboration S

##### Weaknesses :

- Teacher Profile and Quality
- Curriculum Enrichment
- Student Performance and Learning Outcomes
- Innovation Ecosystem
- Physical Facilities
- Maintenance of Campus Infrastructure
- Best Practices
- Institutional Distinctiveness
- Institutional Values and Social Responsibilities
- Research Publications and Awards
- Promotion of Research and Facilities
- Consultancy
- Resource Mobilization for Research
- Faculty Empowerment Strategies
- Resource Mobilization for Research
- Consultancy
- Faculty Empowerment Strategies







**Scott Christian College (Autonomous)**  
Nagercoil – 629 003, Tamil Nadu, India

**INTERNAL QUALITY ASSURANCE CELL**



# **ACADEMIC & ADMINISTRATIVE AUDIT 2021-2022**

**DEPARTMENT OF PHYSICAL EDUCATION**

**GRADE**


**B**

**Score : 2.36/4**

Department : Physical Education

Academic and Administrative Audit - 2021-2022

No	Criteria	Weightage (W1)	Criterion-wise Weighted Grade Point (CrWGP1)	Grade Point Averages (CrWGP <sub>i</sub> /W <sub>i</sub> )
1	Curricular Aspects	150.00	405.00	2.70
2	Teaching, Learning & Evaluation	230.00	715.00	3.11
3	Research, Innovation & Extension	128.00	253.00	1.98
4	Infrastructure & Learning resources	30.00	40.00	1.33
5	Student Support & Progression	48.00	20.00	0.42
6	Governance, Leadership & Management	10.00	0.00	0.00
7	Institutional values & Best Practices	72.00	143.00	1.99
	<b>Total</b>	<b>668.00</b>	<b>1576.00</b>	<b>2.36</b>

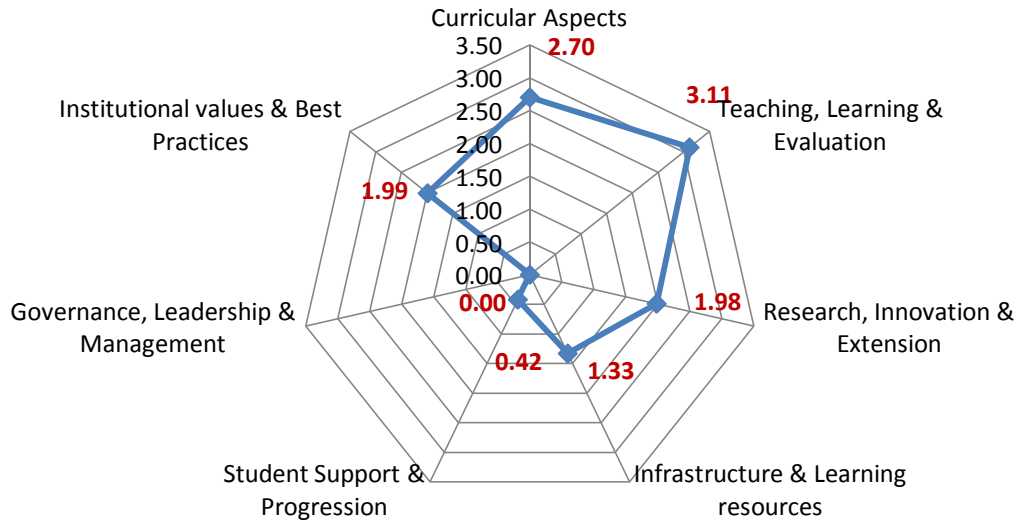
  
**CGPA : 2.36**

Dean IQAC

Principal

Department : Physical Education

### Criteria wise Radar Graph (GPA)



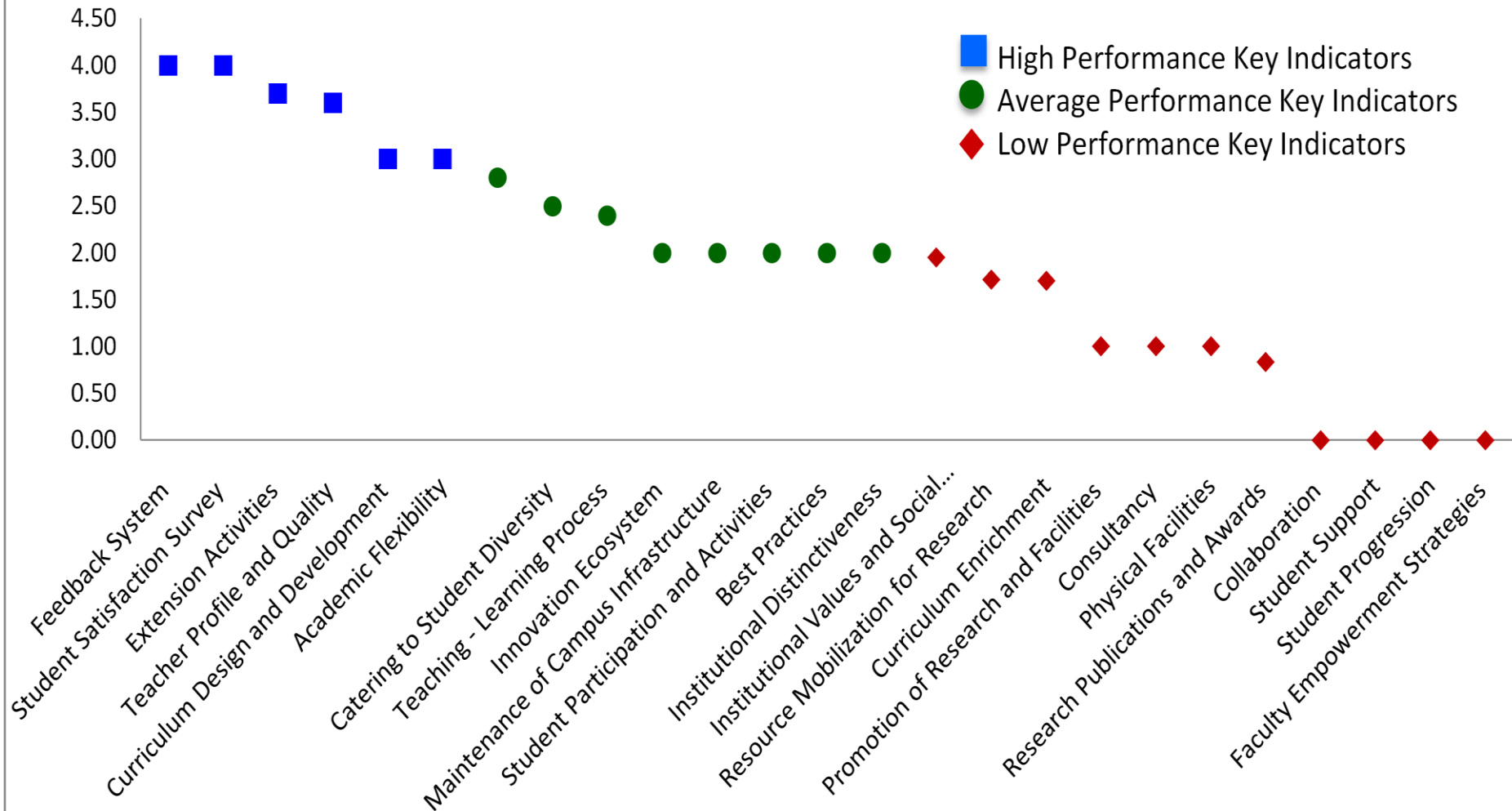
Department : Physical Education

Academic and Administrative Audit - 2021-2022

No	Criteria and Key Indicators	Key Indicator Weightage (W <sub>i</sub> )	Key Indicator Wise Weighted Grade Points (KIWGP) <sub>i</sub>	Grade Point Averages (CrWGPi/Wi)
<b>Criterion I – Curricular Aspects</b>				
1.1	Curriculum Design and Development	50	150.00	3.00
1.2	Academic Flexibility	30	90.00	3.00
1.3	Curriculum Enrichment	50	85.00	1.70
1.4	Feedback System	20	80.00	4.00
	<b>Total</b>	<b>150</b>	<b>405.00</b>	<b>2.70</b>
<b>Criterion II – Teaching-Learning and Evaluation</b>				
2.2	Catering to Student Diversity	30	75.00	2.50
2.3	Teaching - Learning Process	50	120.00	2.40
2.4	Teacher Profile and Quality	50	180.00	3.60
2.6	Student Performance and Learning Outcomes	50	140.00	2.80
2.7	Student Satisfaction Survey	50	200.00	4.00
	<b>Total</b>	<b>230</b>	<b>715.00</b>	<b>3.11</b>
<b>Criterion III – Research, Innovations and Extension</b>				
3.1	Promotion of Research and Facilities	6	6.00	1.00
3.2	Resource Mobilization for Research	7	12.00	1.71
3.3	Innovation Ecosystem	10	20.00	2.00
3.4	Research Publications and Awards	30	25.00	0.83
3.5	Consultancy	5	5.00	1.00

3.6	Extension Activities	50	185.00	3.70
3.7	Collaboration	20	0.00	0.00
	<b>Total</b>	<b>128</b>	<b>253.00</b>	<b>1.98</b>
<b>Criterion IV – Infrastructure and Learning Resources</b>				
4.1	Physical Facilities	20	20.00	1.00
4.4	Maintenance of Campus Infrastructure	10	20.00	2.00
	<b>Total</b>	<b>30</b>	<b>40.00</b>	<b>1.33</b>
<b>Criterion V - Student Support and Progression</b>				
5.1	Student Support	8	0.00	0.00
5.2	Student Progression	30	0.00	0.00
5.3	Student Participation and Activities	10	20.00	2.00
	<b>Total</b>	<b>48</b>	<b>20.00</b>	<b>0.42</b>
<b>Criterion VI – Governance, Leadership and Management</b>				
6.3	Faculty Empowerment Strategies	10	0.00	0.00
	<b>Total</b>	<b>10</b>	<b>0.00</b>	<b>0.00</b>
<b>Criterion VII – Institutional Values and Best Practices</b>				
7.1	Institutional Values and Social Responsibilities	22	43.00	1.95
7.2	Best Practices	30	60.00	2.00
7.3	Institutional Distinctiveness	20	40.00	2.00
	<b>Total</b>	<b>72</b>	<b>143.00</b>	<b>1.99</b>
	<b>Grand Total</b>	<b>668</b>	<b>1576.00</b>	<b>2.36</b>

### Values Comparison of Metrics in Key Indicators based on Performance (GPA)





## Scott Christian College (Autonomous), Nagercoil



AAA 2021-22 - Assessment Sheet

Department of Physical Education

### Qualitative & Quantitative Metrics

Metric	Parameter	QIM/ QnM	Weight age	Score	Wtd. Score
	<b>Criterion I – Curricular Aspects</b>				
<b>1.1</b>	<b>Curriculum Design and Development</b>				
1.1.1	Curricula developed/adopted having Learning Outcomes including Programme Outcomes (Pos), Programme specific outcomes (PSOs) and Course Outcomes (COs) for all the UG, PG and M.Phil programmes offered by the Department and mapped them with syllabus properly.	QIM	20	3	60
1.1.2	List of programmes offered by the institution focus on employability/ entrepreneurship/ skill development and their course syllabi are adequately revised to incorporate contemporary requirements	QIM	30	3	90
<b>1.1</b>	<b>Curriculum Design and Development</b>		50	3	150
<b>1.2</b>	<b>Academic Flexibility</b>				
1.2.1	New courses introduced of the total number of courses across all programs offered during 2021-22.	QnM	30	3	90
<b>1.2</b>	<b>Academic Flexibility</b>		30	3	90
<b>1.3</b>	<b>Curriculum Enrichment</b>				
1.3.1	Institution integrates cross-cutting issues relevant to Professional Ethics, Gender, Human Values, Environment and Sustainability and other value framework enshrined in Sustainable Development Goals and National Education Policy – 2020 into the Curriculum	QIM	15	3	45
1.3.2	Number of certificate/value added courses/Diploma Programmes offered by the institutions and online courses of MOOCs, SWAYAM/e-PG Pathshala/ NPTEL and other recognized platforms where the students of the institution have enrolled and successfully completed during the last five years	QnM	25	0	0

1.3.3	Details of of programmes that have components of field projects / research projects / internships during 2021-22	QnM	10	4	40
<b>1.3</b>	<b>Curriculum Enrichment</b>		50	1.7	85
<b>1.4</b>	<b>Feedback System</b>				
1.4.1	Structured feedback for curriculum and its transaction is regularly obtained from stakeholders like Students, Teachers, Employers, Alumni, Academic peers etc., and Feedback processes of the institution may be classified as follows: A. Feedback collected, analysed, action taken & communicated to the relevant bodies and feedback hosted on the institutional website B. Feedback collected, analysed, action has been taken and communicated to the relevant bodies C. Feedback collected and analysed D. Feedback collected E. Feedback not collected	QnM	20	4	80
<b>1.4</b>	<b>Feedback System</b>		20	4	80
<b>Criterion I – Curricular Aspects</b>			150	2.7	405
<b>Criterion II – Teaching-Learning and Evaluation</b>					
<b>2.2</b>	<b>Catering to Student Diversity</b>				
2.2.1	The institution assesses the learning levels of the students, after admission and organises special programs for advanced learners and slow learners	QIM	15	3	45
2.2.2	Student - Full time teacher ratio(current year data)	QnM	15	2	30
<b>2.2</b>	<b>Catering to Student Diversity</b>		30	2.5	75
<b>2.3</b>	<b>Teaching - Learning Process</b>				
2.3.1	Student centric methods, such as experiential learning, participative learning and problem solving methodologies are used for enhancing learning experiences and teachers use ICT- enabled tools including online resources for effective teaching and learning process	QIM	30	2	60
2.3.2	Ratio of students to Mentor-Mentee Schemes to address academics and student-psychological issues	QIM	10	4	40
2.3.3	Preparation and adherence to Academic Calendar and Teaching plans by the institution	QIM	10	2	20
<b>2.3</b>	<b>Teaching - Learning Process</b>		50	2.4	120



<b>2.4</b>	<b>Teacher Profile and Quality</b>				
2.4.1	Full time teachers appointed against sanctioned posts during 2021-22	QnM	15	4	60
2.4.2	Full time teachers with Ph.D. /D.Sc. / D.Litt./ L.L.D during 2021-22	QnM	25	4	100
2.4.3	Teaching experience of full time teachers in same institution number of years (Data to be provided only for the latest completed academic year)	QnM	5	4	20
2.4.4	Full time teachers working in the institution throughout during 2021-22	QnM	5	4	20
<b>2.4</b>	<b>Teacher Profile and Quality</b>		50	3.6	180
<b>2.6</b>	<b>Student Performance and Learning Outcomes</b>				
2.6.1	learning outcomes (programme and course outcome)/graduate attributes which are integrated into the assessment process and widely publicized through the website and other documents and the attainment of the same are evaluated by the Department.	QIM	30	2	60
2.6.2	Passed out details of final year students (excluding backlog students)	QnM	20	4	80
<b>2.6</b>	<b>Student Performance and Learning Outcomes</b>		50	2.8	140
<b>2.7</b>	<b>Student Satisfaction Survey</b>				
2.7.1	Online student satisfaction survey (SSS) regarding to teaching learning process.	QnM	50	4	200
<b>2.7</b>	<b>Student Satisfaction Survey</b>		50	4	200
<b>Criterion II – Teaching-Learning and Evaluation</b>			230	3.11	715
<b>Criterion III – Research, Innovations and Extension</b>					
<b>3.1</b>	<b>Promotion of Research and Facilities</b>				
3.1.3	Number of teachers receiving national/international fellowship/financial support by various agencies for advanced studies/research during 2021-22	QnM	6	1	6
<b>3.1</b>	<b>Promotion of Research and Facilities</b>		6	1	6
<b>3.2</b>	<b>Resource Mobilization for Research</b>				
3.2.1	Grants for research received by the institution and its faculties through Government and non-government sources such as industry, corporate houses, international bodies for research project, endowment research chairs during 2021-22	QnM	2	0	0

3.2.2	Number of teachers having research projects funded by government, non-government, industry, corporate houses, international bodies during the 2021-22	QnM	2	0	0
3.2.3	Teachers recognised as research guides as in the latest completed academic year	QnM	3	4	12
<b>3.2</b>	<b>Resource Mobilization for Research</b>		7	1.71	12
<b>3.3</b>	<b>Innovation Ecosystem</b>				
3.3.1	What are the innovation done by the Department / Club including Indian Knowledge System (IKS), including awareness about IPR, establishment of IPR cell, Incubation centre and other initiatives for the creation and transfer of knowledge/technology and the outcomes of the same are evident	QIM	10	2	20
<b>3.3</b>	<b>Innovation Ecosystem</b>		10	2	20
<b>3.4</b>	<b>Research Publications and Awards</b>				
3.4.1	The institution has a stated Code of Ethics to check malpractices and plagiarism in Research and the implementation of which is ensured through the following: 1. Inclusion of research ethics in the research methodology course work 2. Presence of institutional Ethics committee (Animal, Chemical, Bio-ethics etc.) 3. Plagiarism check through software 4. Research Advisory Committee	QnM	5	4	20
3.4.2	Number of candidates registered for Ph.D. per teacher during 2021-22	QnM	5	1	5
3.4.3	Number of research papers per teacher in the Journals notified on UGC CARE List during 2021-22	QnM	5	0	0
3.4.4	Number of books and chapters in edited volumes published per teacher during 2021-22	QnM	5	0	0
3.4.5	Bibliometrics of the publications during 2021-22 based on average citation index in Scopus/ Web of Science	QnM	5	0	0
3.4.6	Bibliometrics of the publications during 2021-22 based on Scopus/ Web of Science – h-index of the Department	QnM	5	0	0
<b>3.4</b>	<b>Research Publications and Awards</b>		30	0.83	25

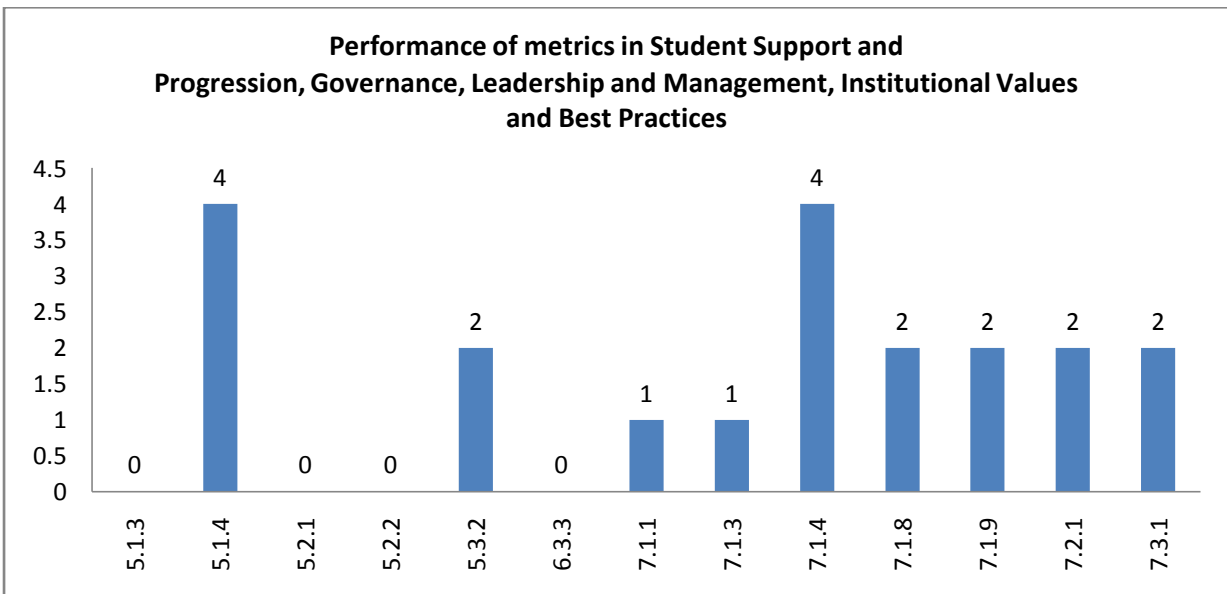
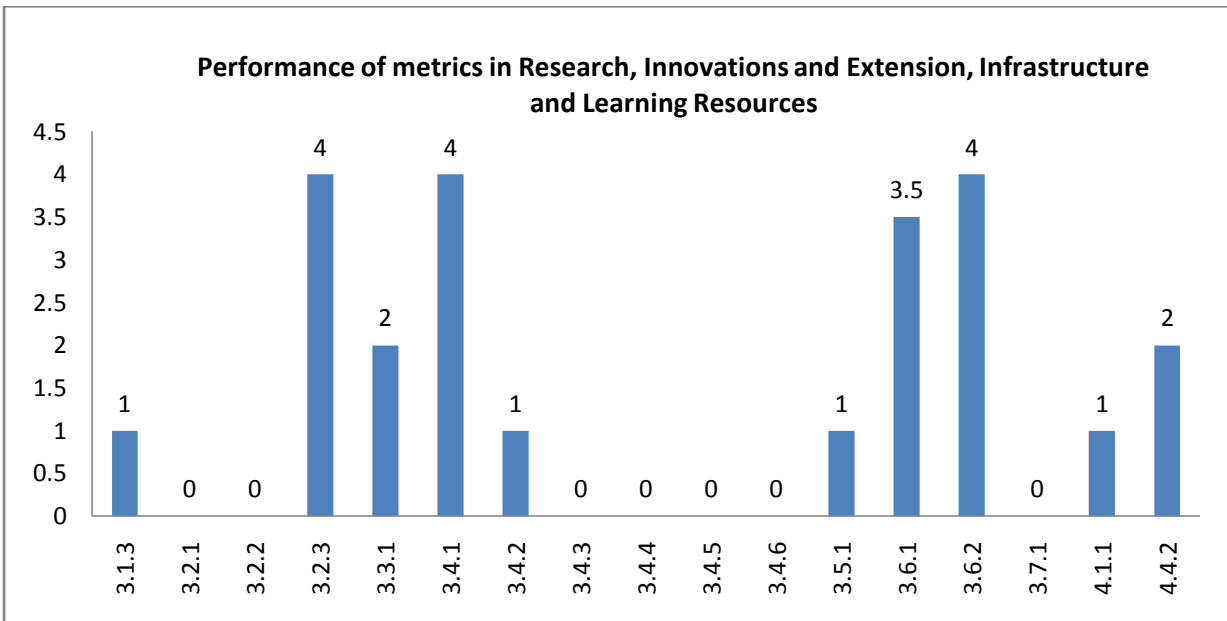
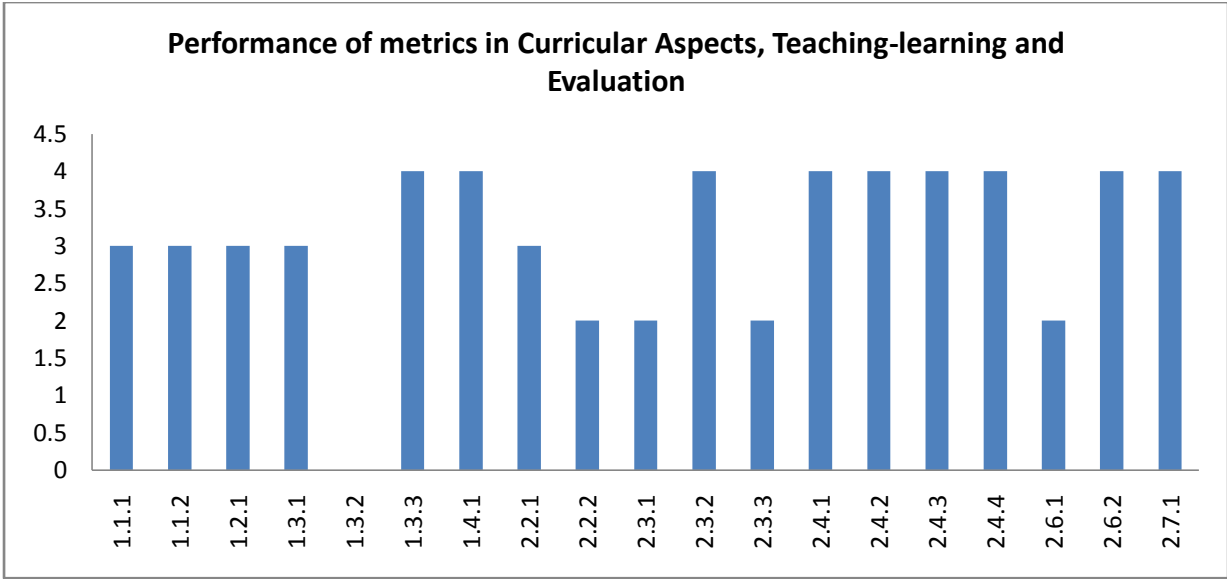
<b>3.5</b>	<b>Consultancy</b>				
3.5.1	Revenue generated from consultancy and corporate training during 2021-22	QnM	5	1	5
<b>3.5</b>	<b>Consultancy</b>		5	1	5
<b>3.6</b>	<b>Extension Activities</b>				
3.6.1	What are the Extension activities in the neighborhood community in terms of impact and sensitizing students to social issues and holistic development and awards received during 2021-22?	QIM	30	3.5	105
3.6.2	Number of extension and outreach Programmes conducted by the institution through organized forums including NSS/NCC with involvement of community during 2021-22	QnM	20	4	80
<b>3.6</b>	<b>Extension Activities</b>		50	3.7	185
<b>3.7</b>	<b>Collaboration</b>				
3.7.1	Number of functional MoUs/linkages with institutions/ industries in India and abroad for internship, on-the-job training, project work, student / faculty exchange and collaborative research during 2021-22	QnM	20	0	0
<b>3.7</b>	<b>Collaboration</b>		20	0	0
<b>Criterion III – Research, Innovations and Extension</b>			128	1.98	253
<b>Criterion IV – Infrastructure and Learning Resources</b>					
<b>4.1</b>	<b>Physical Facilities</b>				
4.1.1	The institution has adequate facilities for a. teaching – learning, viz., classrooms, laboratories, computing equipment etc b. ICT – enabled facilities such as smart class, LMS etc. c. Facilities for Cultural and sports activities, yoga centre, games (indoor and outdoor), Gymnasium, auditorium etc.	QIM	20	1	20
<b>4.1</b>	<b>Physical Facilities</b>		20	1	20
<b>4.4</b>	<b>Maintenance of Campus Infrastructure</b>				
4.4.2	There are established systems and procedures for maintaining and utilizing physical and academic support facilities – laboratory, library, sports complex, computers, classrooms etc	QIM	10	2	20
<b>4.4</b>	<b>Maintenance of Campus Infrastructure</b>		10	2	20
<b>Criterion IV – Infrastructure and Learning Resources</b>			30	1.33	40

	<b>Criterion V - Student Support and Progression</b>				
<b>5.1</b>	<b>Student Support</b>				
5.1.3	Number of capability enhancement and development schemes 1. Soft skills 2. Language and communication skills 3. Life skills (Yoga, physical fitness, health and hygiene) 4. Awareness of trends in technology (Opt one)	QnM	8	0	0
5.1.4	The institution adopts the following for redressal of student grievances including sexual harassment and ragging cases 1. Implementation of guidelines of statutory/regulatory bodies 2. Organisation wide awareness and undertakings on policies with zero tolerance 3. Mechanisms for submission of online/offline students' grievances 4. Timely redressal of the grievances through appropriate committees	QnM	5	4	20
<b>5.1</b>	<b>Student Support</b>		8	0	0
<b>5.2</b>	<b>Student Progression</b>				
5.2.1	Placement of outgoing students and students progressing to higher education during 2021-22	QnM	20	0	0
5.2.2	Students qualifying in state/ national/ international level examinations out of the graduated students during 2021-22 (eg: NET/ SLET/GATE/GMAT /CAT, GRE/TOFEL/Civil Services/State government examinations)	QnM	10	0	0
<b>5.2</b>	<b>Student Progression</b>		30	0	0
<b>5.3</b>	<b>Student Participation and Activities</b>				
5.3.2	Presence of an active Student Council & representation of students on academic & administrative bodies/committees	QIM	10	2	20
<b>5.3</b>	<b>Student Participation and Activities</b>		10	2	20
<b>Criterion V - Student Support and Progression</b>			48	0.42	20
	<b>Criterion VI – Governance, Leadership and Management</b>				
<b>6.3</b>	<b>Faculty Empowerment Strategies</b>				
6.3.3	Number of teachers undergoing online/ face-to-face Faculty Development Programmes (FDPs)/ Management Development Programmes (MDPs)	QnM	10	0	0
<b>6.3</b>	<b>Faculty Empowerment Strategies</b>		10	0	0
<b>Criterion VI – Governance, Leadership and Management</b>			10	0	0

<b>Criterion VII – Institutional Values and Best Practices</b>					
<b>7.1</b>	<b>Institutional Values and Social Responsibilities</b>				
7.1.1	Number of gender equity promotion Programmes organized by the department/club/cell/ unit during 2021-22	QIM	5	1	5
7.1.3	Waste Management steps including: a) Solid waste management b) Liquid waste management c) Biomedical waste management d) E-waste management e) Waste recycling system f) Hazardous chemicals and radioactive waste management	QIM	4	1	4
7.1.4	Rain water harvesting structures and utilization : 1. Rain water harvesting 2. Borewell /Open well recharge 3. Construction of tanks and bunds 4. Waste water recycling 5. Maintenance of water bodies and distribution system in the campus	QnM	4	4	16
7.1.8	Institutional efforts/initiatives in providing an inclusive environment i.e., tolerance and harmony towards cultural, regional, linguistic, communal socioeconomic and other diversities	QIM	5	2	10
7.1.9	Sensitization of students and employees of the Institution to the constitutional obligations: values, rights, duties and responsibilities of citizens	QIM	4	2	8
<b>7.1</b>	<b>Institutional Values and Social Responsibilities</b>		22	1.95	43
<b>7.2</b>	<b>Best Practices</b>				
7.2.1	Describe any one best practice followed by the Department / Cell / Body / Committee / Club/Unit	QIM	30	2	60
<b>7.2</b>	<b>Best Practices</b>		30	2	60
<b>7.3</b>	<b>Institutional Distinctiveness</b>				
7.3.1	Describe/Explain the performance the Department in one area distinctive to its Vision, Priority & Thrust	QIM	20	2	40
<b>7.3</b>	<b>Institutional Distinctiveness</b>		20	2	40
<b>Criterion VII – Institutional Values and Best Practices</b>			72	1.99	143

	<b>Criteria-wise Assessment</b>		<b>Weight age (W)</b>	<b>Score</b>	<b>Wtd Grade Point (WGP)</b>
1	Curricular Aspects		150.00	2.70	405.00
2	Teaching, Learning & Evaluation		230.00	3.11	715.00
3	Research, Innovation & Extension		128.00	1.98	253.00
4	Infrastructure & Learning resources		30.00	1.33	40.00
5	Student Support & Progression		48.00	0.42	20.00
6	Governance, Leadership & Management		10.00	0.00	0.00
7	Institutional values & Best Practices		72.00	1.99	143.00
	<b>Overall:-</b>		<b>668.00</b>	<b>2.36</b>	<b>1576.00</b>





## Department : Physical Education

### Academic and Administrative Audit - 2021-2022

#### Strengths and Weaknesses

##### **Strengths :**

- Feedback System
- Student Satisfaction Survey
- Extension Activities
- Teacher Profile and Quality
- Curriculum Design and Development
- Academic Flexibility

##### **Weaknesses :**

- Student Performance and Learning Outcomes
- Catering to Student Diversity
- Teaching - Learning Process
- Innovation Ecosystem
- Maintenance of Campus Infrastructure
- Student Participation and Activities
- Best Practices
- Institutional Distinctiveness
- Institutional Values and Social Responsibilities
- Resource Mobilization for Research
- Curriculum Enrichment
- Promotion of Research and Facilities
- Consultancy
- Physical Facilities
- Research Publications and Awards
- Collaboration
- Student Support
- Student Progression
- Faculty Empowerment Strategies





**Scott Christian College (Autonomous)**  
Nagercoil – 629 003, Tamil Nadu, India

**INTERNAL QUALITY ASSURANCE CELL**



# **ACADEMIC & ADMINISTRATIVE AUDIT 2021-2022**

**DEPARTMENT OF BUSINESS STUDIES (BBA)**

**GRADE**

**B**

**Score : 2.43/4**

**Department : Business Studies**

**Academic and Administrative Audit - 2021-2022**

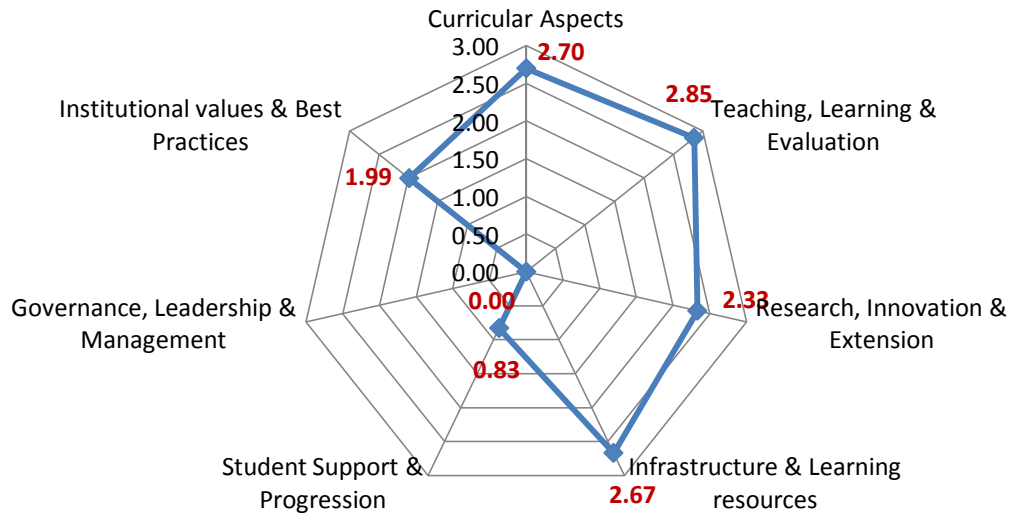
No	Criteria	Weightage (W1)	Criterion-wise Weighted Grade Point (CrWGP1)	Grade Point Averages (CrWGP <sub>i</sub> /W <sub>i</sub> )
1	Curricular Aspects	150.00	405.00	2.70
2	Teaching, Learning & Evaluation	230.00	655.00	2.85
3	Research, Innovation & Extension	128.00	298.00	2.33
4	Infrastructure & Learning resources	30.00	80.00	2.67
5	Student Support & Progression	48.00	40.00	0.83
6	Governance, Leadership & Management	10.00	0.00	0.00
7	Institutional values & Best Practices	72.00	143.00	1.99
<b>Total</b>		<b>668.00</b>	<b>1621.00</b>	<b>2.43</b>
<b>CGPA : 2.43</b>				

Dean IQAC

Principal

**Department : Business Studies**

**Criteria wise Radar Graph (GPA)**



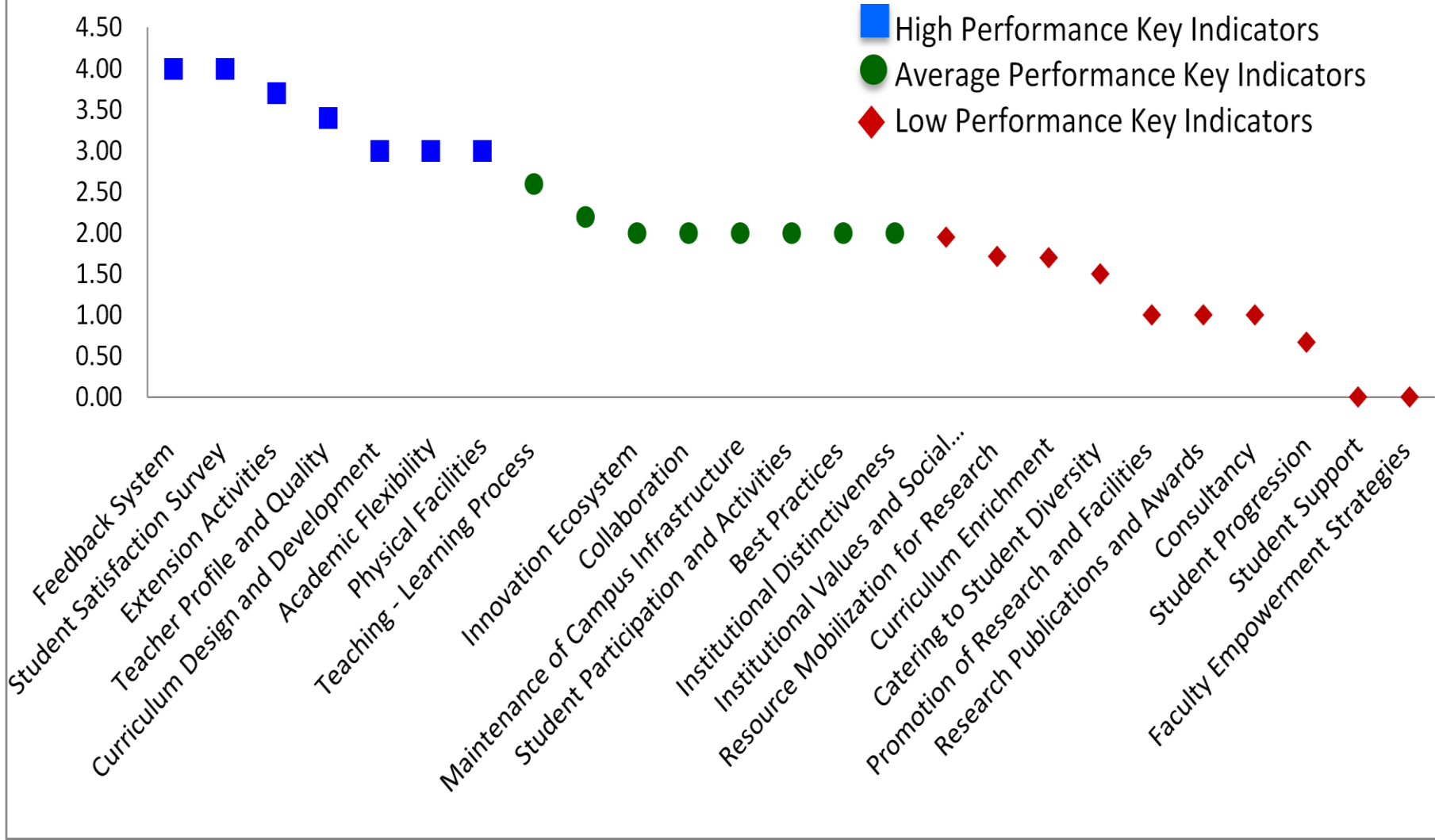
Department : Business Studies

Academic and Administrative Audit - 2021-2022

No	Criteria and Key Indicators	Key Indicator Weightage (W <sub>i</sub> )	Key Indicator Wise Weighted Grade Points (KIWGP) <sub>i</sub>	Grade Point Averages (CrWGPI/Wi)
<b>Criterion I – Curricular Aspects</b>				
1.1	Curriculum Design and Development	50	150.00	3.00
1.2	Academic Flexibility	30	90.00	3.00
1.3	Curriculum Enrichment	50	85.00	1.70
1.4	Feedback System	20	80.00	4.00
	<b>Total</b>	<b>150</b>	<b>405.00</b>	<b>2.70</b>
<b>Criterion II – Teaching-Learning and Evaluation</b>				
2.2	Catering to Student Diversity	30	45.00	1.50
2.3	Teaching - Learning Process	50	130.00	2.60
2.4	Teacher Profile and Quality	50	170.00	3.40
2.6	Student Performance and Learning Outcomes	50	110.00	2.20
2.7	Student Satisfaction Survey	50	200.00	4.00
	<b>Total</b>	<b>230</b>	<b>655.00</b>	<b>2.85</b>
<b>Criterion III – Research, Innovations and Extension</b>				
3.1	Promotion of Research and Facilities	6	6.00	1.00
3.2	Resource Mobilization for Research	7	12.00	1.71
3.3	Innovation Ecosystem	10	20.00	2.00
3.4	Research Publications and Awards	30	30.00	1.00
3.5	Consultancy	5	5.00	1.00

3.6	Extension Activities	50	185.00	3.70
3.7	Collaboration	20	40.00	2.00
	<b>Total</b>	<b>128</b>	<b>298.00</b>	<b>2.33</b>
<b>Criterion IV – Infrastructure and Learning Resources</b>				
4.1	Physical Facilities	20	60.00	3.00
4.4	Maintenance of Campus Infrastructure	10	20.00	2.00
	<b>Total</b>	<b>30</b>	<b>80.00</b>	<b>2.67</b>
<b>Criterion V - Student Support and Progression</b>				
5.1	Student Support	8	0.00	0.00
5.2	Student Progression	30	20.00	0.67
5.3	Student Participation and Activities	10	20.00	2.00
	<b>Total</b>	<b>48</b>	<b>40.00</b>	<b>0.83</b>
<b>Criterion VI – Governance, Leadership and Management</b>				
6.3	Faculty Empowerment Strategies	10	0.00	0.00
	<b>Total</b>	<b>10</b>	<b>0.00</b>	<b>0.00</b>
<b>Criterion VII – Institutional Values and Best Practices</b>				
7.1	Institutional Values and Social Responsibilities	22	43.00	1.95
7.2	Best Practices	30	60.00	2.00
7.3	Institutional Distinctiveness	20	40.00	2.00
	<b>Total</b>	<b>72</b>	<b>143.00</b>	<b>1.99</b>
	<b>Grand Total</b>	<b>668</b>	<b>1621.00</b>	<b>2.43</b>

### Values Comparison of Metrics in Key Indicators based on Performance (GPA)





## Scott Christian College (Autonomous), Nagercoil



AAA 2021-22 - Assessment Sheet

Department of Business Studies (BBA)

### Qualitative & Quantitative Metrics

Metric	Parameter	QIM/ QnM	Weight age	Score	Wtd. Score
	<b>Criterion I – Curricular Aspects</b>				
ss	<b>Curriculum Design and Development</b>				
1.1.1	Curricula developed/adopted having Learning Outcomes including Programme Outcomes (Pos), Programme specific outcomes (PSOs) and Course Outcomes (COs) for all the UG, PG and M.Phil programmes offered by the Department and mapped them with syllabus properly.	QIM	20	3	60
1.1.2	List of programmes offered by the institution focus on employability/ entrepreneurship/ skill development and their course syllabi are adequately revised to incorporate contemporary requirements	QIM	30	3	90
1.1	<b>Curriculum Design and Development</b>		50	3	150
1.2	<b>Academic Flexibility</b>				
1.2.1	New courses introduced of the total number of courses across all programs offered during 2021-22.	QnM	30	3	90
1.2	<b>Academic Flexibility</b>		30	3	90
1.3	<b>Curriculum Enrichment</b>				
1.3.1	Institution integrates cross-cutting issues relevant to Professional Ethics, Gender, Human Values, Environment and Sustainability and other value framework enshrined in Sustainable Development Goals and National Education Policy – 2020 into the Curriculum	QIM	15	3	45
1.3.2	Number of certificate/value added courses/Diploma Programmes offered by the institutions and online courses of MOOCs, SWAYAM/e-PG Pathshala/ NPTEL and other recognized platforms where the students of the institution have enrolled and successfully completed during the last five years	QnM	25	0	0

1.3.3	Details of of programmes that have components of field projects / research projects / internships during 2021-22	QnM	10	4	40
<b>1.3</b>	<b>Curriculum Enrichment</b>		50	1.7	85
<b>1.4</b>	<b>Feedback System</b>				
1.4.1	Structured feedback for curriculum and its transaction is regularly obtained from stakeholders like Students, Teachers, Employers, Alumni, Academic peers etc., and Feedback processes of the institution may be classified as follows: A. Feedback collected, analysed, action taken & communicated to the relevant bodies and feedback hosted on the institutional website B. Feedback collected, analysed, action has been taken and communicated to the relevant bodies C. Feedback collected and analysed D. Feedback collected E. Feedback not collected	QnM	20	4	80
<b>1.4</b>	<b>Feedback System</b>		20	4	80
<b>Criterion I – Curricular Aspects</b>			150	2.7	405
<b>Criterion II – Teaching-Learning and Evaluation</b>					
<b>2.2</b>	<b>Catering to Student Diversity</b>				
2.2.1	The institution assesses the learning levels of the students, after admission and organises special programs for advanced learners and slow learners	QIM	15	2	30
2.2.2	Student - Full time teacher ratio(current year data)	QnM	15	1	15
<b>2.2</b>	<b>Catering to Student Diversity</b>		30	1.5	45
<b>2.3</b>	<b>Teaching - Learning Process</b>				
2.3.1	Student centric methods, such as experiential learning, participative learning and problem solving methodologies are used for enhancing learning experiences and teachers use ICT- enabled tools including online resources for effective teaching and learning process	QIM	30	2	60
2.3.2	Ratio of students to Mentor-Mentee Schemes to address academics and student-psychological issues	QIM	10	4	40
2.3.3	Preparation and adherence to Academic Calendar and Teaching plans by the institution	QIM	10	3	30
<b>2.3</b>	<b>Teaching - Learning Process</b>		50	2.6	130
<b>2.4</b>	<b>Teacher Profile and Quality</b>				
2.4.1	Full time teachers appointed against sanctioned posts during 2021-22	QnM	15	4	60



2.4.2	Full time teachers with Ph.D. /D.Sc. / D.Litt./ L.L.D during 2021-22	QnM	25	4	100
2.4.3	Teaching experience of full time teachers in same institution number of years (Data to be provided only for the latest completed academic year)	QnM	5	2	10
2.4.4	Full time teachers working in the institution throughout during 2021-22	QnM	5	2	10
<b>2.4</b>	<b>Teacher Profile and Quality</b>		50	3.4	170
<b>2.6</b>	<b>Student Performance and Learning Outcomes</b>				
2.6.1	learning outcomes (programme and course outcome)/graduate attributes which are integrated into the assessment process and widely publicized through the website and other documents and the attainment of the same are evaluated by the Department.	QIM	30	3	90
2.6.2	Passed out details of final year students (excluding backlog students)	QnM	20	1	20
<b>2.6</b>	<b>Student Performance and Learning Outcomes</b>		50	2.2	110
<b>2.7</b>	<b>Student Satisfaction Survey</b>				
2.7.1	Online student satisfaction survey (SSS) regarding to teaching learning process.	QnM	50	4	200
<b>2.7</b>	<b>Student Satisfaction Survey</b>		50	4	200
<b>Criterion II – Teaching-Learning and Evaluation</b>			230	2.85	655
<b>Criterion III – Research, Innovations and Extension</b>					
<b>3.1</b>	<b>Promotion of Research and Facilities</b>				
3.1.3	Number of teachers receiving national/international fellowship/financial support by various agencies for advanced studies/research during 2021-22	QnM	6	1	6
<b>3.1</b>	<b>Promotion of Research and Facilities</b>		6	1	6
<b>3.2</b>	<b>Resource Mobilization for Research</b>				
3.2.1	Grants for research received by the institution and its faculties through Government and non-government sources such as industry, corporate houses, international bodies for research project, endowment research chairs during 2021-22	QnM	2	0	0
3.2.2	Number of teachers having research projects funded by government, non-government, industry, corporate houses, international bodies during the 2021-22	QnM	2	0	0

3.2.3	Teachers recognised as research guides as in the latest completed academic year	QnM	3	4	<b>12</b>
<b>3.2</b>	<b>Resource Mobilization for Research</b>		7	1.71	12
<b>3.3</b>	<b>Innovation Ecosystem</b>				
3.3.1	What are the innovation done by the Department / Club including Indian Knowledge System (IKS), including awareness about IPR, establishment of IPR cell, Incubation centre and other initiatives for the creation and transfer of knowledge/technology and the outcomes of the same are evident	QIM	10	2	<b>20</b>
<b>3.3</b>	<b>Innovation Ecosystem</b>		10	2	20
<b>3.4</b>	<b>Research Publications and Awards</b>				
3.4.1	The institution has a stated Code of Ethics to check malpractices and plagiarism in Research and the implementation of which is ensured through the following: 1. Inclusion of research ethics in the research methodology course work 2. Presence of institutional Ethics committee (Animal, Chemical, Bio-ethics etc.) 3. Plagiarism check through software 4. Research Advisory Committee	QnM	5	4	20
3.4.2	Number of candidates registered for Ph.D. per teacher during 2021-22	QnM	5	2	10
3.4.3	Number of research papers per teacher in the Journals notified on UGC CARE List during 2021-22	QnM	5	0	0
3.4.4	Number of books and chapters in edited volumes published per teacher during 2021-22	QnM	5	0	0
3.4.5	Bibliometrics of the publications during 2021-22 based on average citation index in Scopus/ Web of Science	QnM	5	0	0
3.4.6	Bibliometrics of the publications during 2021-22 based on Scopus/ Web of Science – h-index of the Department	QnM	5	0	0
<b>3.4</b>	<b>Research Publications and Awards</b>		30	1	30
<b>3.5</b>	<b>Consultancy</b>				
3.5.1	Revenue generated from consultancy and corporate training during 2021-22	QnM	5	1	5
<b>3.5</b>	<b>Consultancy</b>		5	1	5

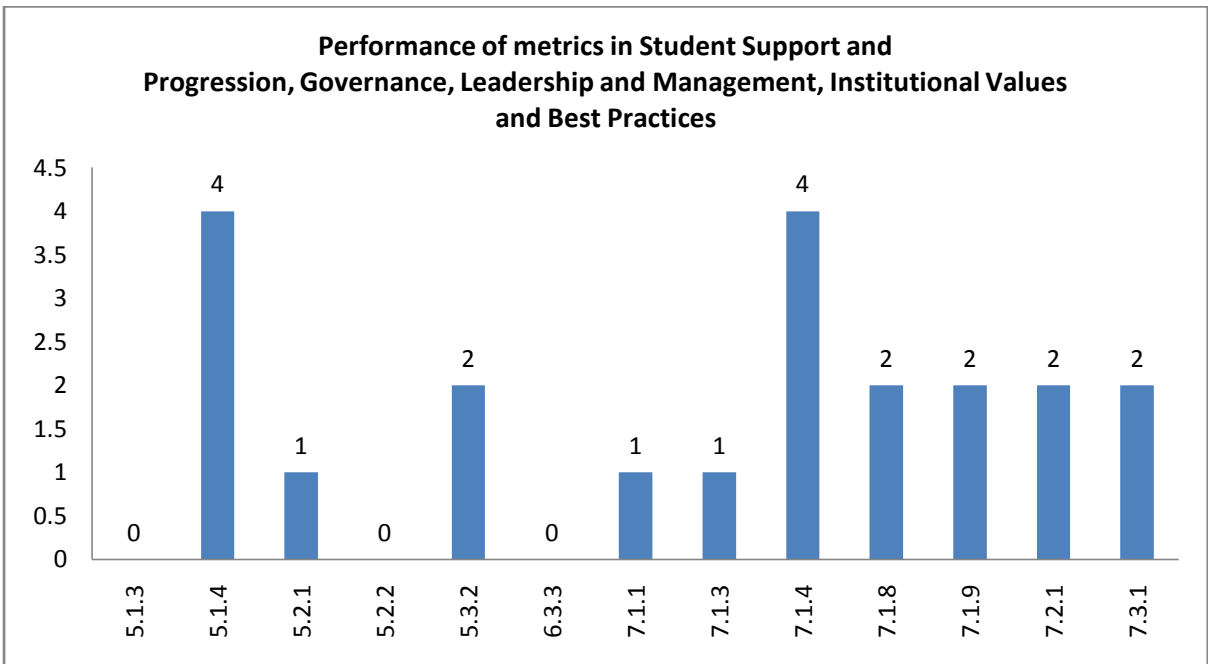
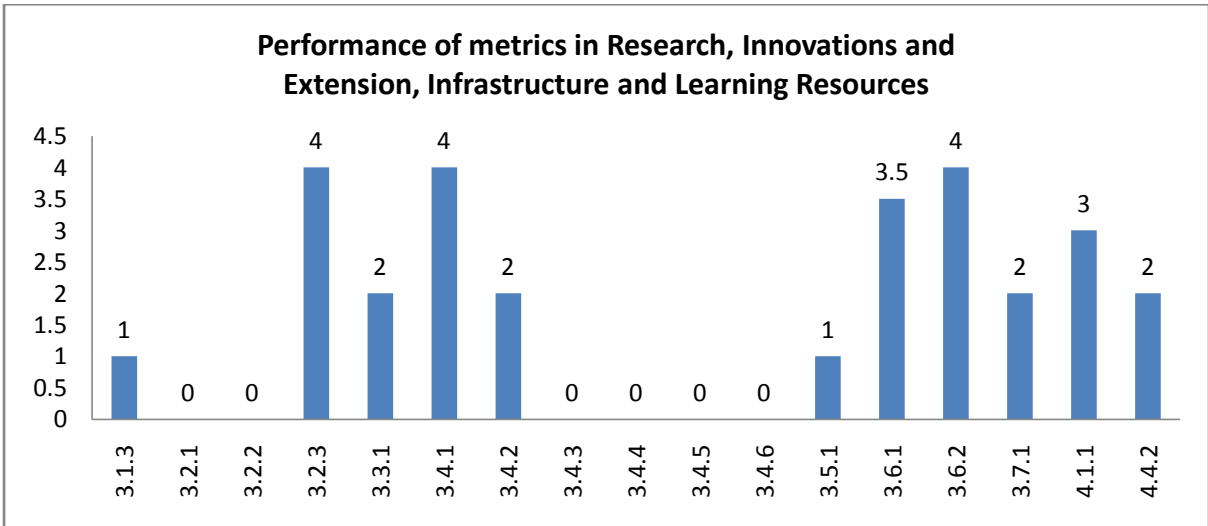
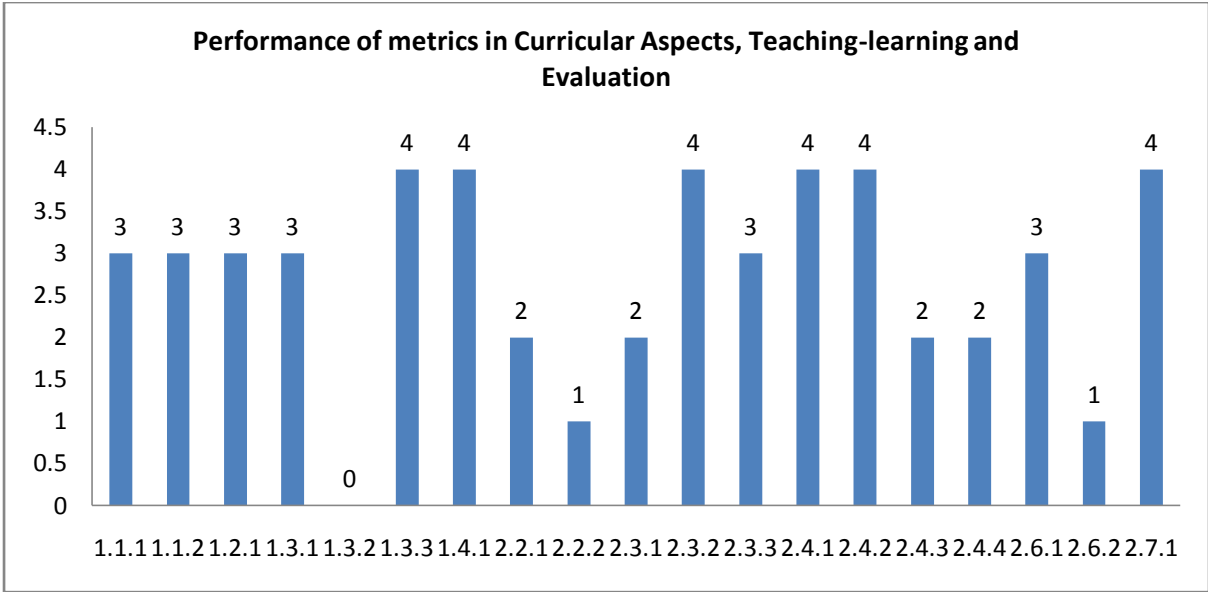
<b>3.6</b>	<b>Extension Activities</b>				
3.6.1	What are the Extension activities in the neighborhood community in terms of impact and sensitizing students to social issues and holistic development and awards received during 2021-22?	QIM	30	3.5	105
3.6.2	Number of extension and outreach Programmes conducted by the institution through organized forums including NSS/NCC with involvement of community during 2021-22	QnM	20	4	80
<b>3.6</b>	<b>Extension Activities</b>		50	3.7	185
<b>3.7</b>	<b>Collaboration</b>				
3.7.1	Number of functional MoUs/linkages with institutions/ industries in India and abroad for internship, on-the-job training, project work, student / faculty exchange and collaborative research during 2021-22	QnM	20	2	<b>40</b>
<b>3.7</b>	<b>Collaboration</b>		20	2	40
<b>Criterion III – Research, Innovations and Extension</b>			128	2.33	298
<b>Criterion IV – Infrastructure and Learning Resources</b>					
<b>4.1</b>	<b>Physical Facilities</b>				
4.1.1	The institution has adequate facilities for a. teaching – learning, viz., classrooms, laboratories, computing equipment etc b. ICT – enabled facilities such as smart class, LMS etc. c. Facilities for Cultural and sports activities, yoga centre, games (indoor and outdoor), Gymnasium, auditorium etc.	QIM	20	3	60
<b>4.1</b>	<b>Physical Facilities</b>		20	3	60
<b>4.4</b>	<b>Maintenance of Campus Infrastructure</b>				
4.4.2	There are established systems and procedures for maintaining and utilizing physical and academic support facilities – laboratory, library, sports complex, computers, classrooms etc	QIM	10	2	20
<b>4.4</b>	<b>Maintenance of Campus Infrastructure</b>		10	2	20
<b>Criterion IV – Infrastructure and Learning Resources</b>			30	2.67	80

	<b>Criterion V - Student Support and Progression</b>				
<b>5.1</b>	<b>Student Support</b>				
5.1.3	Number of capability enhancement and development schemes 1. Soft skills 2. Language and communication skills 3. Life skills (Yoga, physical fitness, health and hygiene) 4. Awareness of trends in technology (Opt one)	QnM	8	0	0
5.1.4	The institution adopts the following for redressal of student grievances including sexual harassment and ragging cases 1. Implementation of guidelines of statutory/regulatory bodies 2. Organisation wide awareness and undertakings on policies with zero tolerance 3. Mechanisms for submission of online/offline students' grievances 4. Timely redressal of the grievances through appropriate committees	QnM	5	4	20
<b>5.1</b>	<b>Student Support</b>		8	0	0
<b>5.2</b>	<b>Student Progression</b>				
5.2.1	Placement of outgoing students and students progressing to higher education during 2021-22	QnM	20	1	20
5.2.2	Students qualifying in state/ national/ international level examinations out of the graduated students during 2021-22 (eg: NET/ SLET/GATE/GMAT /CAT, GRE/TOFEL/Civil Services/State government examinations)	QnM	10	0	0
<b>5.2</b>	<b>Student Progression</b>		30	0.67	20
<b>5.3</b>	<b>Student Participation and Activities</b>				
5.3.2	Presence of an active Student Council & representation of students on academic & administrative bodies/committees	QIM	10	2	20
<b>5.3</b>	<b>Student Participation and Activities</b>		10	2	20
<b>Criterion V - Student Support and Progression</b>			48	0.83	40
<b>Criterion VI – Governance, Leadership and Management</b>					
<b>6.3</b>	<b>Faculty Empowerment Strategies</b>				
6.3.3	Number of teachers undergoing online/ face-to-face Faculty Development Programmes (FDPs)/ Management Development Programmes (MDPs)	QnM	10	0	0
<b>6.3</b>	<b>Faculty Empowerment Strategies</b>		10	0	0
<b>Criterion VI – Governance, Leadership and Management</b>			10	0	0

<b>Criterion VII – Institutional Values and Best Practices</b>					
<b>7.1</b>	<b>Institutional Values and Social Responsibilities</b>				
7.1.1	Number of gender equity promotion Programmes organized by the department/club/cell/ unit during 2021-22	QIM	5	1	5
7.1.3	Waste Management steps including: a) Solid waste management b) Liquid waste management c) Biomedical waste management d) E-waste management e) Waste recycling system f) Hazardous chemicals and radioactive waste management	QIM	4	1	4
7.1.4	Rain water harvesting structures and utilization : 1. Rain water harvesting 2. Borewell /Open well recharge 3. Construction of tanks and bunds 4. Waste water recycling 5. Maintenance of water bodies and distribution system in the campus	QnM	4	4	16
7.1.8	Institutional efforts/initiatives in providing an inclusive environment i.e., tolerance and harmony towards cultural, regional, linguistic, communal socioeconomic and other diversities	QIM	5	2	10
7.1.9	Sensitization of students and employees of the Institution to the constitutional obligations: values, rights, duties and responsibilities of citizens	QIM	4	2	8
<b>7.1</b>	<b>Institutional Values and Social Responsibilities</b>		22	1.95	43
<b>7.2</b>	<b>Best Practices</b>				
7.2.1	Describe any one best practice followed by the Department / Cell / Body / Committee / Club/Unit	QIM	30	2	60
<b>7.2</b>	<b>Best Practices</b>		30	2	60
<b>7.3</b>	<b>Institutional Distinctiveness</b>				
7.3.1	Describe/Explain the performance the Department in one area distinctive to its Vision, Priority & Thrust	QIM	20	2	40
<b>7.3</b>	<b>Institutional Distinctiveness</b>		20	2	40
<b>Criterion VII – Institutional Values and Best Practices</b>			72	1.99	143

	<b>Criteria-wise Assessment</b>		<b>Weight age (W)</b>	<b>Score</b>	<b>Wtd Grade Point (WGP)</b>
1	Curricular Aspects		150.00	2.70	405.00
2	Teaching, Learning & Evaluation		230.00	2.85	655.00
3	Research, Innovation & Extension		128.00	2.33	298.00
4	Infrastructure & Learning resources		30.00	2.67	80.00
5	Student Support & Progression		48.00	0.83	40.00
6	Governance, Leadership & Management		10.00	0.00	0.00
7	Institutional values & Best Practices		72.00	1.99	143.00
	<b>Overall:-</b>		<b>668.00</b>	<b>2.43</b>	<b>1621.00</b>





## Department : Business Studies

### Academic and Administrative Audit - 2021-2022

#### Strengths and Weaknesses

##### **Strengths :**

- Feedback System
- Student Satisfaction Survey
- Extension Activities
- Teacher Profile and Quality
- Curriculum Design and Development
- Academic Flexibility
- Physical Facilities

##### **Weaknesses :**

- Teaching - Learning Process
- Student Performance and Learning Outcomes
- Innovation Ecosystem
- Collaboration
- Maintenance of Campus Infrastructure
- Student Participation and Activities
- Best Practices
- Institutional Distinctiveness
- Institutional Values and Social Responsibilities
- Resource Mobilization for Research
- Curriculum Enrichment
- Catering to Student Diversity
- Promotion of Research and Facilities
- Research Publications and Awards
- Consultancy
- Student Progression
- Student Support
- Faculty Empowerment Strategies





**Scott Christian College (Autonomous)**  
Nagercoil – 629 003, Tamil Nadu, India

**INTERNAL QUALITY ASSURANCE CELL**



# **ACADEMIC & ADMINISTRATIVE AUDIT 2021-2022**

**DEPARTMENT OF BUSINESS STUDIES (MBA)**

**GRADE**

**B +**

**Score : 2.68/4**

Department : Business Studies

Academic and Administrative Audit - 2021-2022

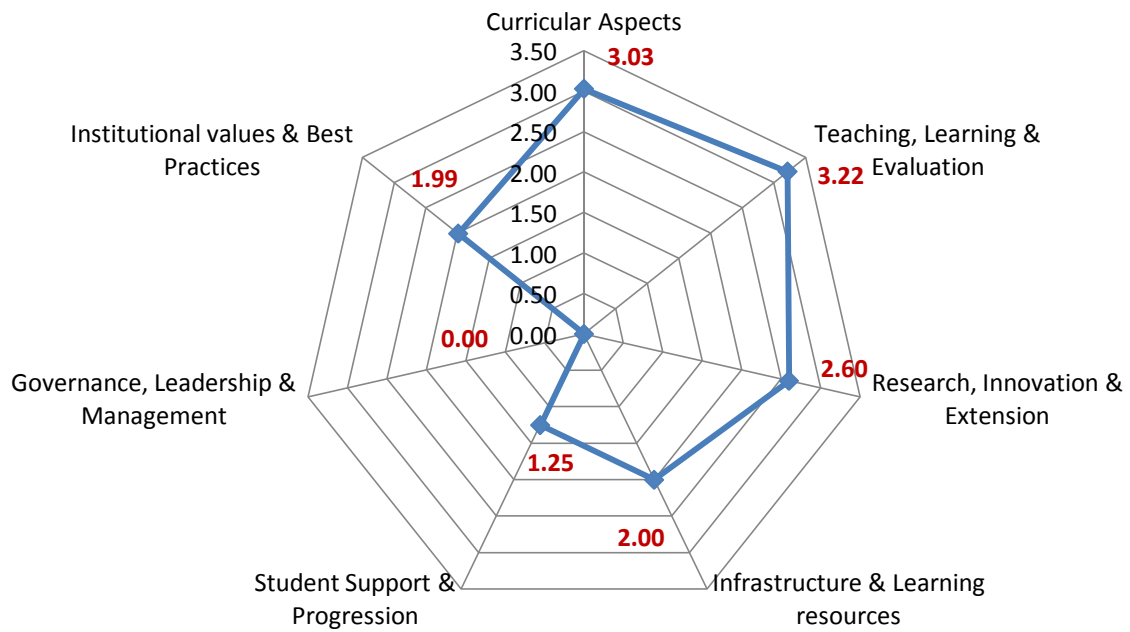
No	Criteria	Weightage (W1)	Criterion-wise Weighted Grade Point (CrWGP1)	Grade Point Averages (CrWGP <sub>i</sub> /W <sub>i</sub> )
1	Curricular Aspects	150.00	455.00	3.03
2	Teaching, Learning & Evaluation	230.00	740.00	3.22
3	Research, Innovation & Extension	128.00	333.00	2.60
4	Infrastructure & Learning resources	30.00	60.00	2.00
5	Student Support & Progression	48.00	60.00	1.25
6	Governance, Leadership & Management	10.00	0.00	0.00
7	Institutional values & Best Practices	72.00	143.00	1.99
	<b>Total</b>	<b>668.00</b>	<b>1791.00</b>	<b>2.68</b>
		<b>CGPA : 2.68</b>		

Dean IQAC

Principal

Department : Business Studies

### Criteria wise Radar Graph (GPA)



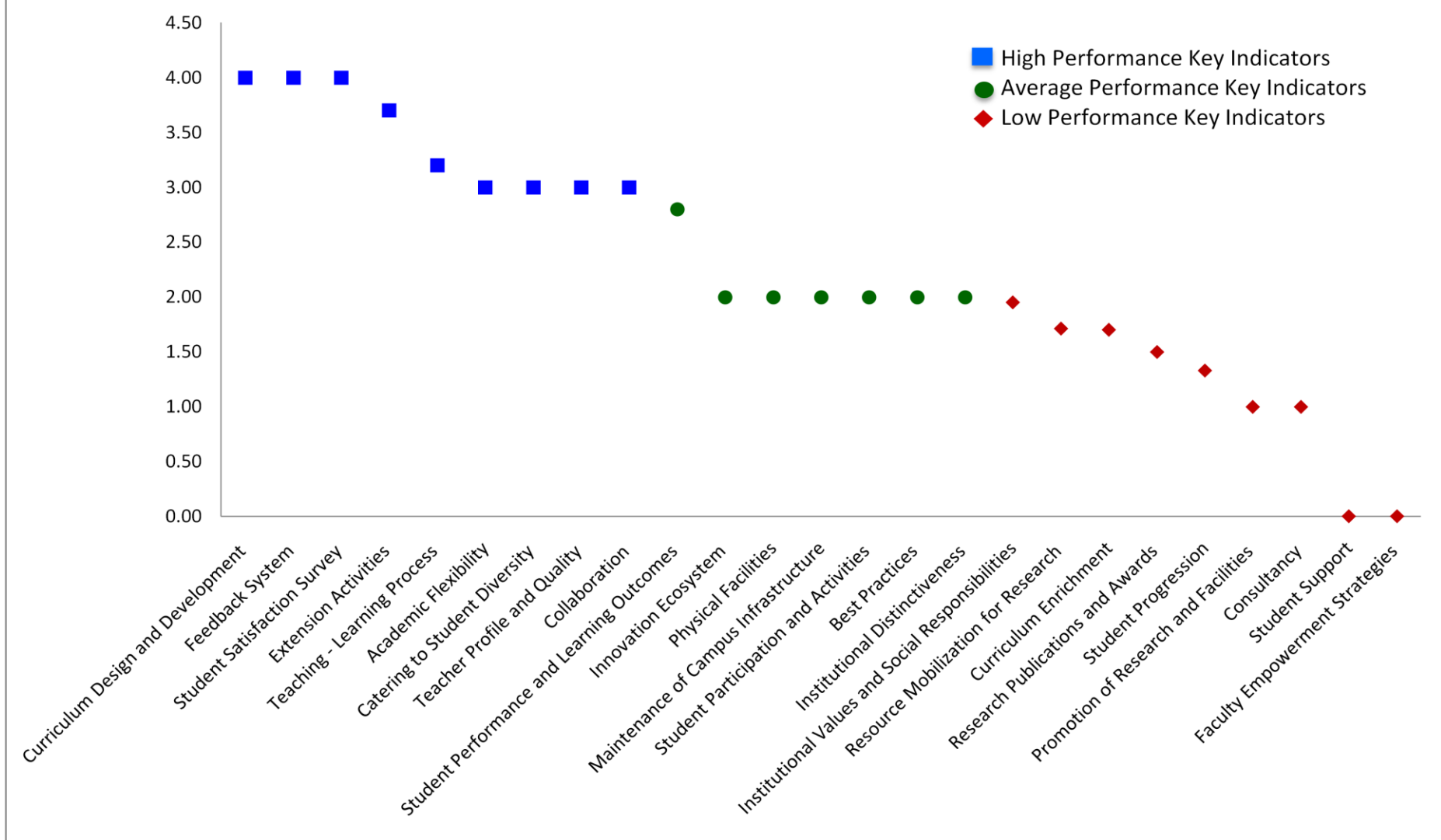
Department : Business Studies

Academic and Administrative Audit - 2021-2022

No	Criteria and Key Indicators	Key Indicator Weightage (W <sub>i</sub> )	Key Indicator Wise Weighted Grade Points (KIWGP) <sub>i</sub>	Grade Point Averages (CrWGPI/Wi)
<b>Criterion I – Curricular Aspects</b>				
1.1	Curriculum Design and Development	50	200.00	4.00
1.2	Academic Flexibility	30	90.00	3.00
1.3	Curriculum Enrichment	50	85.00	1.70
1.4	Feedback System	20	80.00	4.00
	<b>Total</b>	<b>150</b>	<b>455.00</b>	<b>3.03</b>
<b>Criterion II – Teaching-Learning and Evaluation</b>				
2.2	Catering to Student Diversity	30	90.00	3.00
2.3	Teaching - Learning Process	50	160.00	3.20
2.4	Teacher Profile and Quality	50	150.00	3.00
2.6	Student Performance and Learning Outcomes	50	140.00	2.80
2.7	Student Satisfaction Survey	50	200.00	4.00
	<b>Total</b>	<b>230</b>	<b>740.00</b>	<b>3.22</b>
<b>Criterion III – Research, Innovations and Extension</b>				
3.1	Promotion of Research and Facilities	6	6.00	1.00
3.2	Resource Mobilization for Research	7	12.00	1.71
3.3	Innovation Ecosystem	10	20.00	2.00
3.4	Research Publications and Awards	30	45.00	1.50
3.5	Consultancy	5	5.00	1.00

3.6	Extension Activities	50	185.00	3.70
3.7	Collaboration	20	60.00	3.00
	<b>Total</b>	<b>128</b>	<b>333.00</b>	<b>2.60</b>
<b>Criterion IV – Infrastructure and Learning Resources</b>				
4.1	Physical Facilities	20	40.00	2.00
4.4	Maintenance of Campus Infrastructure	10	20.00	2.00
	<b>Total</b>	<b>30</b>	<b>60.00</b>	<b>2.00</b>
<b>Criterion V - Student Support and Progression</b>				
5.1	Student Support	8	0.00	0.00
5.2	Student Progression	30	40.00	1.33
5.3	Student Participation and Activities	10	20.00	2.00
	<b>Total</b>	<b>48</b>	<b>60.00</b>	<b>1.25</b>
<b>Criterion VI – Governance, Leadership and Management</b>				
6.3	Faculty Empowerment Strategies	10	0.00	0.00
	<b>Total</b>	<b>10</b>	<b>0.00</b>	<b>0.00</b>
<b>Criterion VII – Institutional Values and Best Practices</b>				
7.1	Institutional Values and Social Responsibilities	22	43.00	1.95
7.2	Best Practices	30	60.00	2.00
7.3	Institutional Distinctiveness	20	40.00	2.00
	<b>Total</b>	<b>72</b>	<b>143.00</b>	<b>1.99</b>
	<b>Grand Total</b>	<b>668</b>	<b>1791.00</b>	<b>2.68</b>

**Values Comparison of Metrics in Key Indicators based on Performance (GPA)**





## Scott Christian College (Autonomous), Nagercoil



AAA 2021-22 - Assessment Sheet

Department of Business Studies (MBA)

### Qualitative & Quantitative Metrics

Metric	Parameter	QIM/ QnM	Weight age	Score	Wtd. Score
	<b>Criterion I – Curricular Aspects</b>				
<b>1.1</b>	<b>Curriculum Design and Development</b>				
1.1.1	Curricula developed/adopted having Learning Outcomes including Programme Outcomes (Pos), Programme specific outcomes (PSOs) and Course Outcomes (COs) for all the UG, PG and M.Phil programmes offered by the Department and mapped them with syllabus properly.	QIM	20	4	80
1.1.2	List of programmes offered by the institution focus on employability/ entrepreneurship/ skill development and their course syllabi are adequately revised to incorporate contemporary requirements	QIM	30	4	120
<b>1.1</b>	<b>Curriculum Design and Development</b>		50	4	200
<b>1.2</b>	<b>Academic Flexibility</b>				
1.2.1	New courses introduced of the total number of courses across all programs offered during 2021-22.	QnM	30	3	90
<b>1.2</b>	<b>Academic Flexibility</b>		30	3	90
<b>1.3</b>	<b>Curriculum Enrichment</b>				
1.3.1	Institution integrates cross-cutting issues relevant to Professional Ethics, Gender, Human Values, Environment and Sustainability and other value framework enshrined in Sustainable Development Goals and National Education Policy – 2020 into the Curriculum	QIM	15	3	45
1.3.2	Number of certificate/value added courses/Diploma Programmes offered by the institutions and online courses of MOOCs, SWAYAM/e-PG Pathshala/ NPTEL and other recognized platforms where the students of the institution have enrolled and successfully completed during the last five years	QnM	25	0	0

1.3.3	Details of of programmes that have components of field projects / research projects / internships during 2021-22	QnM	10	4	40
<b>1.3</b>	<b>Curriculum Enrichment</b>		50	1.7	85
<b>1.4</b>	<b>Feedback System</b>				
1.4.1	Structured feedback for curriculum and its transaction is regularly obtained from stakeholders like Students, Teachers, Employers, Alumni, Academic peers etc., and Feedback processes of the institution may be classified as follows: A. Feedback collected, analysed, action taken & communicated to the relevant bodies and feedback hosted on the institutional website B. Feedback collected, analysed, action has been taken and communicated to the relevant bodies C. Feedback collected and analysed D. Feedback collected E. Feedback not collected	QnM	20	4	80
<b>1.4</b>	<b>Feedback System</b>		20	4	80
<b>Criterion I – Curricular Aspects</b>			150	3.03	455
<b>Criterion II – Teaching-Learning and Evaluation</b>					
<b>2.2</b>	<b>Catering to Student Diversity</b>				
2.2.1	The institution assesses the learning levels of the students, after admission and organises special programs for advanced learners and slow learners	QIM	15	3	45
2.2.2	Student - Full time teacher ratio(current year data)	QnM	15	3	45
<b>2.2</b>	<b>Catering to Student Diversity</b>		30	3	90
<b>2.3</b>	<b>Teaching - Learning Process</b>				
2.3.1	Student centric methods, such as experiential learning, participative learning and problem solving methodologies are used for enhancing learning experiences and teachers use ICT- enabled tools including online resources for effective teaching and learning process	QIM	30	3	90
2.3.2	Ratio of students to Mentor-Mentee Schemes to address academics and student-psychological issues	QIM	10	4	40
2.3.3	Preparation and adherence to Academic Calendar and Teaching plans by the institution	QIM	10	3	30
<b>2.3</b>	<b>Teaching - Learning Process</b>		50	3.2	160



<b>2.4</b>	<b>Teacher Profile and Quality</b>				
2.4.1	Full time teachers appointed against sanctioned posts during 2021-22	QnM	15	4	60
2.4.2	Full time teachers with Ph.D. /D.Sc. / D.Litt./ L.L.D during 2021-22	QnM	25	3	75
2.4.3	Teaching experience of full time teachers in same institution number of years (Data to be provided only for the latest completed academic year)	QnM	5	3	15
2.4.4	Full time teachers working in the institution throughout during 2021-22	QnM	5	3	15
<b>2.4</b>	<b>Teacher Profile and Quality</b>		50	3	150
<b>2.6</b>	<b>Student Performance and Learning Outcomes</b>				
2.6.1	learning outcomes (programme and course outcome)/graduate attributes which are integrated into the assessment process and widely publicized through the website and other documents and the attainment of the same are evaluated by the Department.	QIM	30	2	60
2.6.2	Passed out details of final year students (excluding backlog students)	QnM	20	4	80
<b>2.6</b>	<b>Student Performance and Learning Outcomes</b>		50	2.8	140
<b>2.7</b>	<b>Student Satisfaction Survey</b>				
2.7.1	Online student satisfaction survey (SSS) regarding to teaching learning process.	QnM	50	4	200
<b>2.7</b>	<b>Student Satisfaction Survey</b>		50	4	200
<b>Criterion II – Teaching-Learning and Evaluation</b>			230	3.22	740
<b>Criterion III – Research, Innovations and Extension</b>					
<b>3.1</b>	<b>Promotion of Research and Facilities</b>				
3.1.3	Number of teachers receiving national/ international fellowship/financial support by various agencies for advanced studies/research during 2021-22	QnM	6	1	6
<b>3.1</b>	<b>Promotion of Research and Facilities</b>		6	1	6
<b>3.2</b>	<b>Resource Mobilization for Research</b>				
3.2.1	Grants for research received by the institution and its faculties through Government and non-government sources such as industry, corporate houses, international bodies for research project, endowment research chairs during 2021-22	QnM	2	0	0

3.2.2	Number of teachers having research projects funded by government, non-government, industry, corporate houses, international bodies during the 2021-22	QnM	2	0	0
3.2.3	Teachers recognised as research guides as in the latest completed academic year	QnM	3	4	12
<b>3.2</b>	<b>Resource Mobilization for Research</b>		7	1.71	12
<b>3.3</b>	<b>Innovation Ecosystem</b>				
3.3.1	What are the innovation done by the Department / Club including Indian Knowledge System (IKS), including awareness about IPR, establishment of IPR cell, Incubation centre and other initiatives for the creation and transfer of knowledge/technology and the outcomes of the same are evident	QIM	10	2	20
<b>3.3</b>	<b>Innovation Ecosystem</b>		10	2	20
<b>3.4</b>	<b>Research Publications and Awards</b>				
3.4.1	The institution has a stated Code of Ethics to check malpractices and plagiarism in Research and the implementation of which is ensured through the following: 1. Inclusion of research ethics in the research methodology course work 2. Presence of institutional Ethics committee (Animal, Chemical, Bio-ethics etc.) 3. Plagiarism check through software 4. Research Advisory Committee	QnM	5	4	20
3.4.2	Number of candidates registered for Ph.D. per teacher during 2021-22	QnM	5	4	20
3.4.3	Number of research papers per teacher in the Journals notified on UGC CARE List during 2021-22	QnM	5	0	0
3.4.4	Number of books and chapters in edited volumes published per teacher during 2021-22	QnM	5	1	5
3.4.5	Bibliometrics of the publications during 2021-22 based on average citation index in Scopus/ Web of Science	QnM	5	0	0
3.4.6	Bibliometrics of the publications during 2021-22 based on Scopus/ Web of Science – h-index of the Department	QnM	5	0	0
<b>3.4</b>	<b>Research Publications and Awards</b>		30	1.5	45

<b>3.5</b>	<b>Consultancy</b>				
3.5.1	Revenue generated from consultancy and corporate training during 2021-22	QnM	5	1	5
<b>3.5</b>	<b>Consultancy</b>		5	1	5
<b>3.6</b>	<b>Extension Activities</b>				
3.6.1	What are the Extension activities in the neighborhood community in terms of impact and sensitizing students to social issues and holistic development and awards received during 2021-22?	QIM	30	3.5	105
3.6.2	Number of extension and outreach Programmes conducted by the institution through organized forums including NSS/NCC with involvement of community during 2021-22	QnM	20	4	80
<b>3.6</b>	<b>Extension Activities</b>		50	3.7	185
<b>3.7</b>	<b>Collaboration</b>				
3.7.1	Number of functional MoUs/linkages with institutions/ industries in India and abroad for internship, on-the-job training, project work, student / faculty exchange and collaborative research during 2021-22	QnM	20	3	<b>60</b>
<b>3.7</b>	<b>Collaboration</b>		20	3	60
<b>Criterion III – Research, Innovations and Extension</b>			128	2.6	333
<b>Criterion IV – Infrastructure and Learning Resources</b>					
<b>4.1</b>	<b>Physical Facilities</b>				
4.1.1	The institution has adequate facilities for a. teaching – learning, viz., classrooms, laboratories, computing equipment etc b. ICT – enabled facilities such as smart class, LMS etc. c. Facilities for Cultural and sports activities, yoga centre, games (indoor and outdoor), Gymnasium, auditorium etc.	QIM	20	2	40
<b>4.1</b>	<b>Physical Facilities</b>		20	2	40
<b>4.4</b>	<b>Maintenance of Campus Infrastructure</b>				
4.4.2	There are established systems and procedures for maintaining and utilizing physical and academic support facilities – laboratory, library, sports complex, computers, classrooms etc	QIM	10	2	20
<b>4.4</b>	<b>Maintenance of Campus Infrastructure</b>		10	2	20
<b>Criterion IV – Infrastructure and Learning Resources</b>			30	2	60

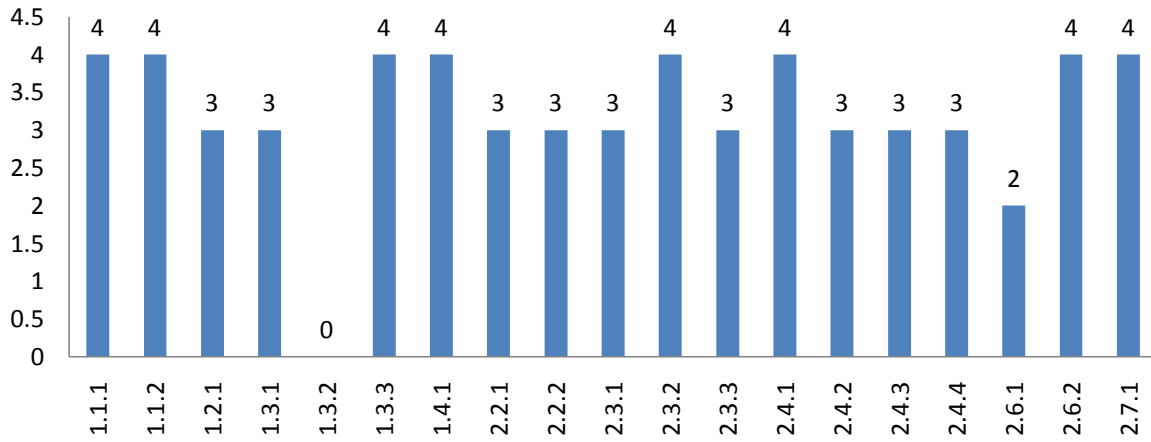
	<b>Criterion V - Student Support and Progression</b>				
<b>5.1</b>	<b>Student Support</b>				
5.1.3	Number of capability enhancement and development schemes 1. Soft skills 2. Language and communication skills 3. Life skills (Yoga, physical fitness, health and hygiene) 4. Awareness of trends in technology (Opt one)	QnM	8	0	0
5.1.4	The institution adopts the following for redressal of student grievances including sexual harassment and ragging cases 1. Implementation of guidelines of statutory/regulatory bodies 2. Organisation wide awareness and undertakings on policies with zero tolerance 3. Mechanisms for submission of online/offline students' grievances 4. Timely redressal of the grievances through appropriate committees	QnM	5	4	20
<b>5.1</b>	<b>Student Support</b>		8	0	0
<b>5.2</b>	<b>Student Progression</b>				
5.2.1	Placement of outgoing students and students progressing to higher education during 2021-22	QnM	20	2	40
5.2.2	Students qualifying in state/ national/ international level examinations out of the graduated students during 2021-22 (eg: NET/ SLET/GATE/GMAT /CAT, GRE/TOFEL/Civil Services/State government examinations)	QnM	10	0	0
<b>5.2</b>	<b>Student Progression</b>		30	1.33	40
<b>5.3</b>	<b>Student Participation and Activities</b>				
5.3.2	Presence of an active Student Council & representation of students on academic & administrative bodies/committees	QIM	10	2	20
<b>5.3</b>	<b>Student Participation and Activities</b>		10	2	20
<b>Criterion V - Student Support and Progression</b>			48	1.25	60
<b>Criterion VI – Governance, Leadership and Management</b>					
<b>6.3</b>	<b>Faculty Empowerment Strategies</b>				
6.3.3	Number of teachers undergoing online/ face-to-face Faculty Development Programmes (FDPs)/ Management Development Programmes (MDPs)	QnM	10	0	0
<b>6.3</b>	<b>Faculty Empowerment Strategies</b>		10	0	0
<b>Criterion VI – Governance, Leadership and Management</b>			10	0	0

<b>Criterion VII – Institutional Values and Best Practices</b>					
<b>7.1</b>	<b>Institutional Values and Social Responsibilities</b>				
7.1.1	Number of gender equity promotion Programmes organized by the department/club/cell/ unit during 2021-22	QIM	5	1	5
7.1.3	Waste Management steps including: a) Solid waste management b) Liquid waste management c) Biomedical waste management d) E-waste management e) Waste recycling system f) Hazardous chemicals and radioactive waste management	QIM	4	1	4
7.1.4	Rain water harvesting structures and utilization : 1. Rain water harvesting 2. Borewell /Open well recharge 3. Construction of tanks and bunds 4. Waste water recycling 5. Maintenance of water bodies and distribution system in the campus	QnM	4	4	16
7.1.8	Institutional efforts/initiatives in providing an inclusive environment i.e., tolerance and harmony towards cultural, regional, linguistic, communal socioeconomic and other diversities	QIM	5	2	10
7.1.9	Sensitization of students and employees of the Institution to the constitutional obligations: values, rights, duties and responsibilities of citizens	QIM	4	2	8
<b>7.1</b>	<b>Institutional Values and Social Responsibilities</b>		<b>22</b>	<b>1.95</b>	<b>43</b>
<b>7.2</b>	<b>Best Practices</b>				
7.2.1	Describe any one best practice followed by the Department / Cell / Body / Committee / Club/Unit	QIM	30	2	60
<b>7.2</b>	<b>Best Practices</b>		<b>30</b>	<b>2</b>	<b>60</b>
<b>7.3</b>	<b>Institutional Distinctiveness</b>				
7.3.1	Describe/Explain the performance the Department in one area distinctive to its Vision, Priority & Thrust	QIM	20	2	40
<b>7.3</b>	<b>Institutional Distinctiveness</b>		<b>20</b>	<b>2</b>	<b>40</b>
<b>Criterion VII – Institutional Values and Best Practices</b>			<b>72</b>	<b>1.99</b>	<b>143</b>

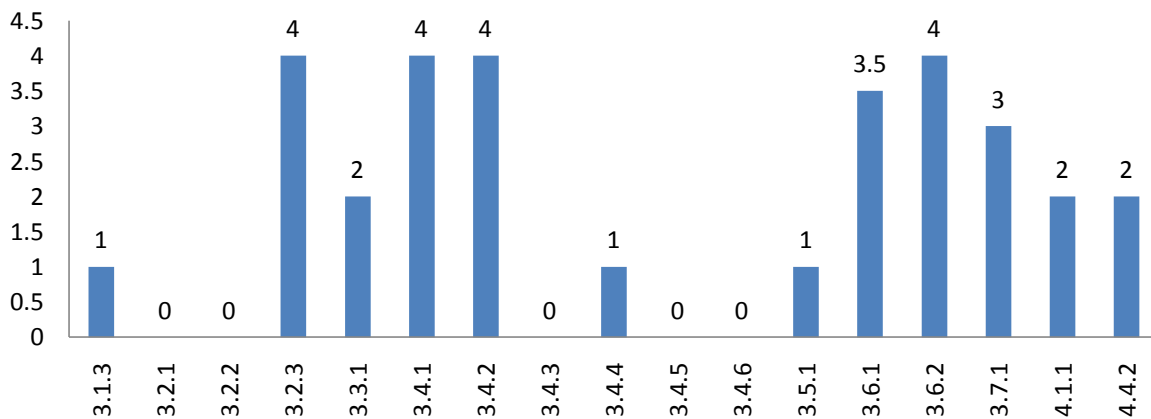
	<b>Criteria-wise Assessment</b>		<b>Weight age (W)</b>	<b>Score</b>	<b>Wtd Grade Point (WGP)</b>
1	Curricular Aspects		150.00	3.03	455.00
2	Teaching, Learning & Evaluation		230.00	3.22	740.00
3	Research, Innovation & Extension		128.00	2.60	333.00
4	Infrastructure & Learning resources		30.00	2.00	60.00
5	Student Support & Progression		48.00	1.25	60.00
6	Governance, Leadership & Management		10.00	0.00	0.00
7	Institutional values & Best Practices		72.00	1.99	143.00
	<b>Overall:-</b>		<b>668.00</b>	<b>2.68</b>	<b>1791.00</b>



### Performance of metrics in Curricular Aspects, Teaching-learning and Evaluation



### Performance of metrics in Research, Innovations and Extension, Infrastructure and Learning Resources



### Performance of metrics in Student Support and Progression, Governance, Leadership and Management, Institutional Values and Best Practices



**Department : Business Studies**  
**Academic and Administrative Audit - 2021-2022**

**Strengths and Weaknesses**

**Strengths :**

- Curriculum Design and Development
- Feedback System
- Student Satisfaction Survey
- Extension Activities
- Teaching - Learning Process
- Academic Flexibility
- Catering to Student Diversity
- Teacher Profile and Quality
- Collaboration

**Weaknesses :**

- Student Performance and Learning Outcomes
- Innovation Ecosystem
- Physical Facilities
- Maintenance of Campus Infrastructure
- Student Participation and Activities
- Best Practices
- Institutional Distinctiveness
- Institutional Values and Social Responsibilities
- Resource Mobilization for Research
- Curriculum Enrichment
- Research Publications and Awards
- Student Progression
- Promotion of Research and Facilities
- Consultancy
- Student Support
- Faculty Empowerment Strategies
- Strategies







**Scott Christian College (Autonomous)**  
Nagercoil – 629 003, Tamil Nadu, India

**INTERNAL QUALITY ASSURANCE CELL**



# **ACADEMIC & ADMINISTRATIVE AUDIT 2021-2022**

**DEPARTMENT OF COMPUTER APPLICATION(BCA)**

**GRADE**

**B +**

**Score : 2.70/4**

**Department : Computer Application**

**Academic and Administrative Audit - 2021-2022**

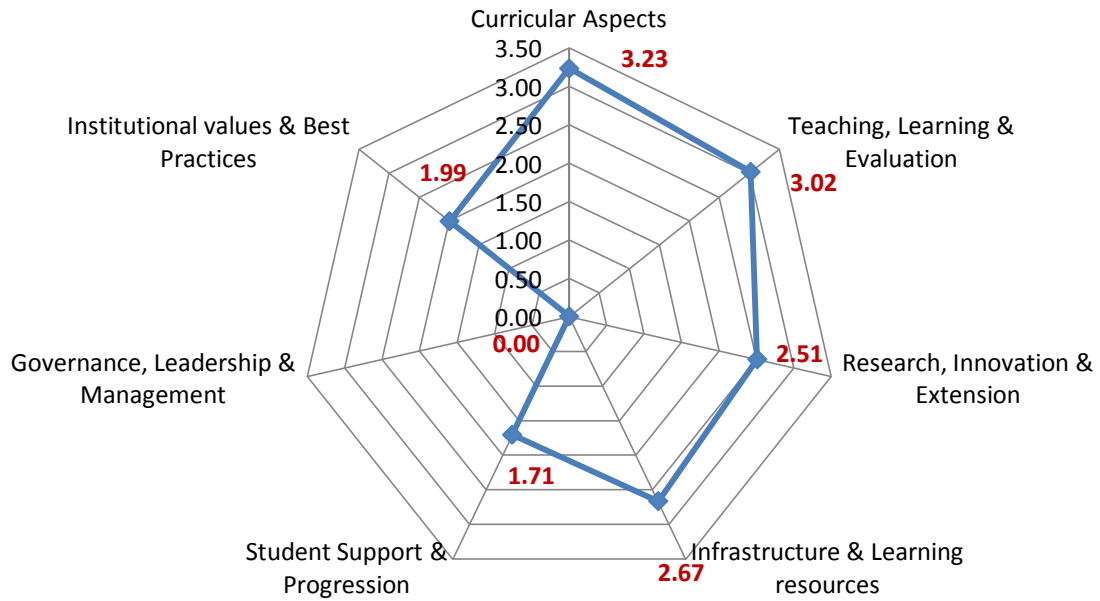
No	Criteria	Weightage (W1)	Criterion-wise Weighted Grade Point (CrWGP1)	Grade Point Averages (CrWGP <sub>i</sub> /W <sub>i</sub> )
1	Curricular Aspects	150.00	485.00	3.23
2	Teaching, Learning & Evaluation	230.00	695.00	3.02
3	Research, Innovation & Extension	128.00	321.00	2.51
4	Infrastructure & Learning resources	30.00	80.00	2.67
5	Student Support & Progression	48.00	82.00	1.71
6	Governance, Leadership & Management	10.00	0.00	0.00
7	Institutional values & Best Practices	72.00	143.00	1.99
	<b>Total</b>	<b>668.00</b>	<b>1806.00</b>	<b>2.70</b>
	<b>CGPA : 2.70</b>			

Dean IQAC

Principal

Department : Computer Application

### Criteria wise Radar Graph (GPA)



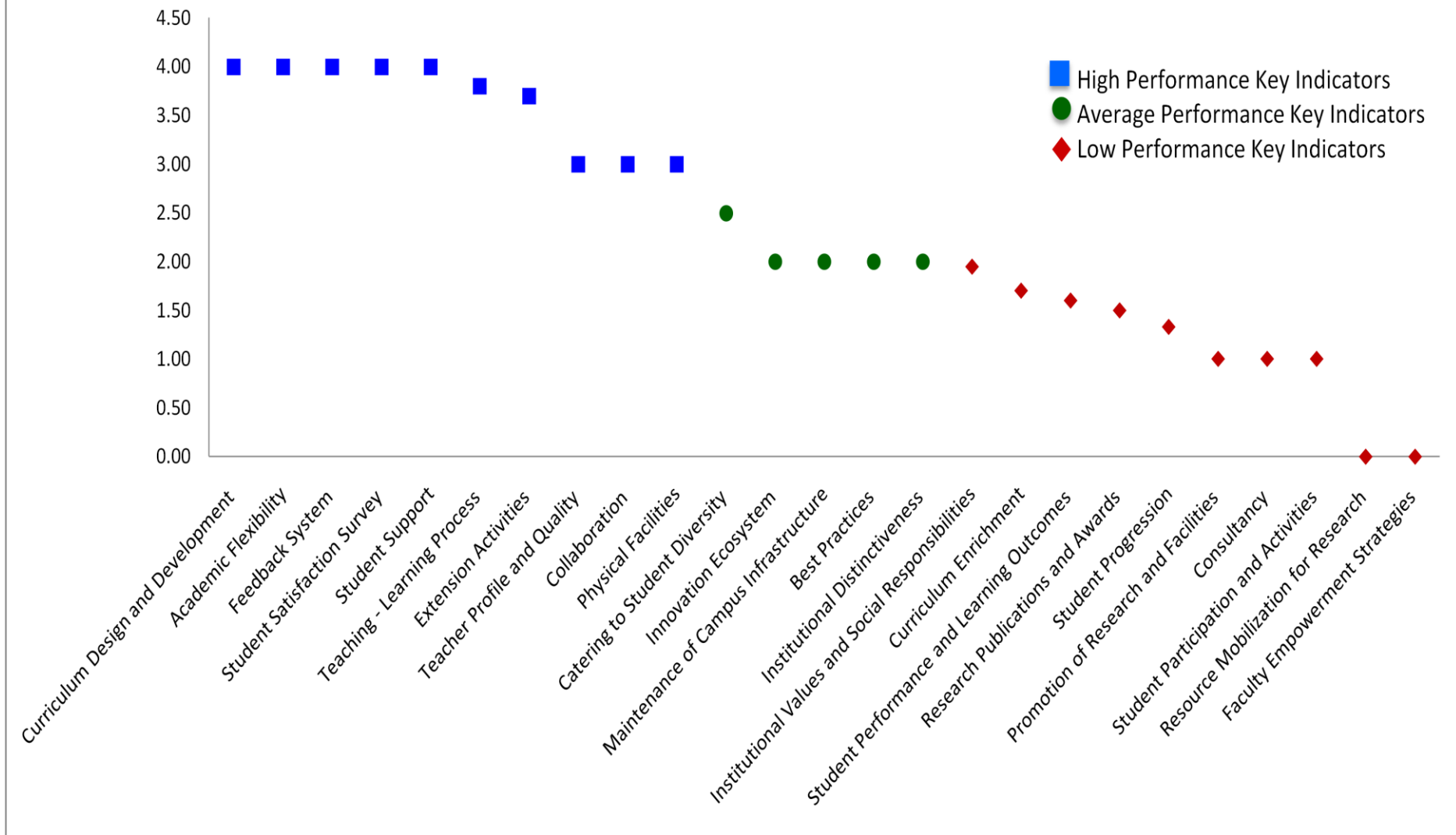
Department : Computer Application

Academic and Administrative Audit - 2021-2022

No	Criteria and Key Indicators	Key Indicator Weightage (W <sub>i</sub> )	Key Indicator Wise Weighted Grade Points (KIWGP) <sub>i</sub>	Grade Point Averages (CrWGPI/W <sub>i</sub> )
<b>Criterion I – Curricular Aspects</b>				
1.1	Curriculum Design and Development	50	200.00	4.00
1.2	Academic Flexibility	30	120.00	4.00
1.3	Curriculum Enrichment	50	85.00	1.70
1.4	Feedback System	20	80.00	4.00
	<b>Total</b>	<b>150</b>	<b>485.00</b>	<b>3.23</b>
<b>Criterion II – Teaching-Learning and Evaluation</b>				
2.2	Catering to Student Diversity	30	75.00	2.50
2.3	Teaching - Learning Process	50	190.00	3.80
2.4	Teacher Profile and Quality	50	150.00	3.00
2.6	Student Performance and Learning Outcomes	50	80.00	1.60
2.7	Student Satisfaction Survey	50	200.00	4.00
	<b>Total</b>	<b>230</b>	<b>695.00</b>	<b>3.02</b>
<b>Criterion III – Research, Innovations and Extension</b>				
3.1	Promotion of Research and Facilities	6	6.00	1.00
3.2	Resource Mobilization for Research	7	0.00	0.00
3.3	Innovation Ecosystem	10	20.00	2.00
3.4	Research Publications and Awards	30	45.00	1.50
3.5	Consultancy	5	5.00	1.00

3.6	Extension Activities	50	185.00	3.70
3.7	Collaboration	20	60.00	3.00
	<b>Total</b>	<b>128</b>	<b>321.00</b>	<b>2.51</b>
<b>Criterion IV – Infrastructure and Learning Resources</b>				
4.1	Physical Facilities	20	60.00	3.00
4.4	Maintenance of Campus Infrastructure	10	20.00	2.00
	<b>Total</b>	<b>30</b>	<b>80.00</b>	<b>2.67</b>
<b>Criterion V - Student Support and Progression</b>				
5.1	Student Support	8	32.00	4.00
5.2	Student Progression	30	40.00	1.33
5.3	Student Participation and Activities	10	10.00	1.00
	<b>Total</b>	<b>48</b>	<b>82.00</b>	<b>1.71</b>
<b>Criterion VI – Governance, Leadership and Management</b>				
6.3	Faculty Empowerment Strategies	10	0.00	0.00
	<b>Total</b>	<b>10</b>	<b>0.00</b>	<b>0.00</b>
<b>Criterion VII – Institutional Values and Best Practices</b>				
7.1	Institutional Values and Social Responsibilities	22	43.00	1.95
7.2	Best Practices	30	60.00	2.00
7.3	Institutional Distinctiveness	20	40.00	2.00
	<b>Total</b>	<b>72</b>	<b>143.00</b>	<b>1.99</b>
	<b>Grand Total</b>	<b>668</b>	<b>1806.00</b>	<b>2.7</b>

Values Comparison of Metrics in Key Indicators based on Performance (GPA)





**Qualitative & Quantitative Metrics**

Metric	Parameter	QIM/ QnM	Weight age	Score	Wtd. Score
	<b>Criterion I – Curricular Aspects</b>				
<b>1.1</b>	<b>Curriculum Design and Development</b>				
1.1.1	Curricula developed/adopted having Learning Outcomes including Programme Outcomes (Pos), Programme specific outcomes (PSOs) and Course Outcomes (COs) for all the UG, PG and M.Phil programmes offered by the Department and mapped them with syllabus properly.	QIM	20	4	80
1.1.2	List of programmes offered by the institution focus on employability/ entrepreneurship/ skill development and their course syllabi are adequately revised to incorporate contemporary requirements	QIM	30	4	120
<b>1.1</b>	<b>Curriculum Design and Development</b>		50	4	200
<b>1.2</b>	<b>Academic Flexibility</b>				
1.2.1	New courses introduced of the total number of courses across all programs offered during 2021-22.	QnM	30	4	120
<b>1.2</b>	<b>Academic Flexibility</b>		30	4	120
<b>1.3</b>	<b>Curriculum Enrichment</b>				
1.3.1	Institution integrates cross-cutting issues relevant to Professional Ethics, Gender, Human Values, Environment and Sustainability and other value framework enshrined in Sustainable Development Goals and National Education Policy – 2020 into the Curriculum	QIM	15	3	45
1.3.2	Number of certificate/value added courses/Diploma Programmes offered by the institutions and online courses of MOOCs, SWAYAM/e-PG Pathshala/ NPTEL and other recognized platforms where the students of the institution have enrolled and successfully completed during the last five years	QnM	25	0	0

1.3.3	Details of of programmes that have components of field projects / research projects / internships during 2021-22	QnM	10	4	40
<b>1.3</b>	<b>Curriculum Enrichment</b>		50	1.7	85
<b>1.4</b>	<b>Feedback System</b>				
1.4.1	Structured feedback for curriculum and its transaction is regularly obtained from stakeholders like Students, Teachers, Employers, Alumni, Academic peers etc., and Feedback processes of the institution may be classified as follows: A. Feedback collected, analysed, action taken & communicated to the relevant bodies and feedback hosted on the institutional website B. Feedback collected, analysed, action has been taken and communicated to the relevant bodies C. Feedback collected and analysed D. Feedback collected E. Feedback not collected	QnM	20	4	80
<b>1.4</b>	<b>Feedback System</b>		20	4	80
<b>Criterion I – Curricular Aspects</b>			150	3.23	485
<b>Criterion II – Teaching-Learning and Evaluation</b>					
<b>2.2</b>	<b>Catering to Student Diversity</b>				
2.2.1	The institution assesses the learning levels of the students, after admission and organises special programs for advanced learners and slow learners	QIM	15	3	45
2.2.2	Student - Full time teacher ratio(current year data)	QnM	15	2	30
<b>2.2</b>	<b>Catering to Student Diversity</b>		30	2.5	75
<b>2.3</b>	<b>Teaching - Learning Process</b>				
2.3.1	Student centric methods, such as experiential learning, participative learning and problem solving methodologies are used for enhancing learning experiences and teachers use ICT- enabled tools including online resources for effective teaching and learning process	QIM	30	4	120
2.3.2	Ratio of students to Mentor-Mentee Schemes to address academics and student-psychological issues	QIM	10	4	40
2.3.3	Preparation and adherence to Academic Calendar and Teaching plans by the institution	QIM	10	3	30
<b>2.3</b>	<b>Teaching - Learning Process</b>		50	3.8	190



<b>2.4</b>	<b>Teacher Profile and Quality</b>				
2.4.1	Full time teachers appointed against sanctioned posts during 2021-22	QnM	15	4	60
2.4.2	Full time teachers with Ph.D. /D.Sc. / D.Litt./ L.L.D during 2021-22	QnM	25	3	75
2.4.3	Teaching experience of full time teachers in same institution number of years (Data to be provided only for the latest completed academic year)	QnM	5	3	15
2.4.4	Full time teachers working in the institution throughout during 2021-22	QnM	5	3	15
<b>2.4</b>	<b>Teacher Profile and Quality</b>		50	3	150
<b>2.6</b>	<b>Student Performance and Learning Outcomes</b>				
2.6.1	learning outcomes (programme and course outcome)/graduate attributes which are integrated into the assessment process and widely publicized through the website and other documents and the attainment of the same are evaluated by the Department.	QIM	30	2	60
2.6.2	Passed out details of final year students (excluding backlog students)	QnM	20	1	20
<b>2.6</b>	<b>Student Performance and Learning Outcomes</b>		50	1.6	80
<b>2.7</b>	<b>Student Satisfaction Survey</b>				
2.7.1	Online student satisfaction survey (SSS) regarding to teaching learning process.	QnM	50	4	200
<b>2.7</b>	<b>Student Satisfaction Survey</b>		50	4	200
<b>Criterion II – Teaching-Learning and Evaluation</b>			230	3.02	695
<b>Criterion III – Research, Innovations and Extension</b>					
<b>3.1</b>	<b>Promotion of Research and Facilities</b>				
3.1.3	Number of teachers receiving national/international fellowship/financial support by various agencies for advanced studies/research during 2021-22	QnM	6	1	6
<b>3.1</b>	<b>Promotion of Research and Facilities</b>		6	1	6
<b>3.2</b>	<b>Resource Mobilization for Research</b>				
3.2.1	Grants for research received by the institution and its faculties through Government and non-government sources such as industry, corporate houses, international bodies for research project, endowment research chairs during 2021-22	QnM	2	0	0

3.2.2	Number of teachers having research projects funded by government, non-government, industry, corporate houses, international bodies during the 2021-22	QnM	2	0	0
3.2.3	Teachers recognised as research guides as in the latest completed academic year	QnM	3	0	0
<b>3.2</b>	<b>Resource Mobilization for Research</b>		7	0	0
<b>3.3</b>	<b>Innovation Ecosystem</b>				
3.3.1	What are the innovation done by the Department / Club including Indian Knowledge System (IKS), including awareness about IPR, establishment of IPR cell, Incubation centre and other initiatives for the creation and transfer of knowledge/technology and the outcomes of the same are evident	QIM	10	2	20
<b>3.3</b>	<b>Innovation Ecosystem</b>		10	2	20
<b>3.4</b>	<b>Research Publications and Awards</b>				
3.4.1	The institution has a stated Code of Ethics to check malpractices and plagiarism in Research and the implementation of which is ensured through the following: 1. Inclusion of research ethics in the research methodology course work 2. Presence of institutional Ethics committee (Animal, Chemical, Bio-ethics etc.) 3. Plagiarism check through software 4. Research Advisory Committee	QnM	5	4	20
3.4.2	Number of candidates registered for Ph.D. per teacher during 2021-22	QnM	5	0	0
3.4.3	Number of research papers per teacher in the Journals notified on UGC CARE List during 2021-22	QnM	5	4	20
3.4.4	Number of books and chapters in edited volumes published per teacher during 2021-22	QnM	5	1	5
3.4.5	Bibliometrics of the publications during 2021-22 based on average citation index in Scopus/ Web of Science	QnM	5	0	0
3.4.6	Bibliometrics of the publications during 2021-22 based on Scopus/ Web of Science – h-index of the Department	QnM	5	0	0
<b>3.4</b>	<b>Research Publications and Awards</b>		30	1.5	45

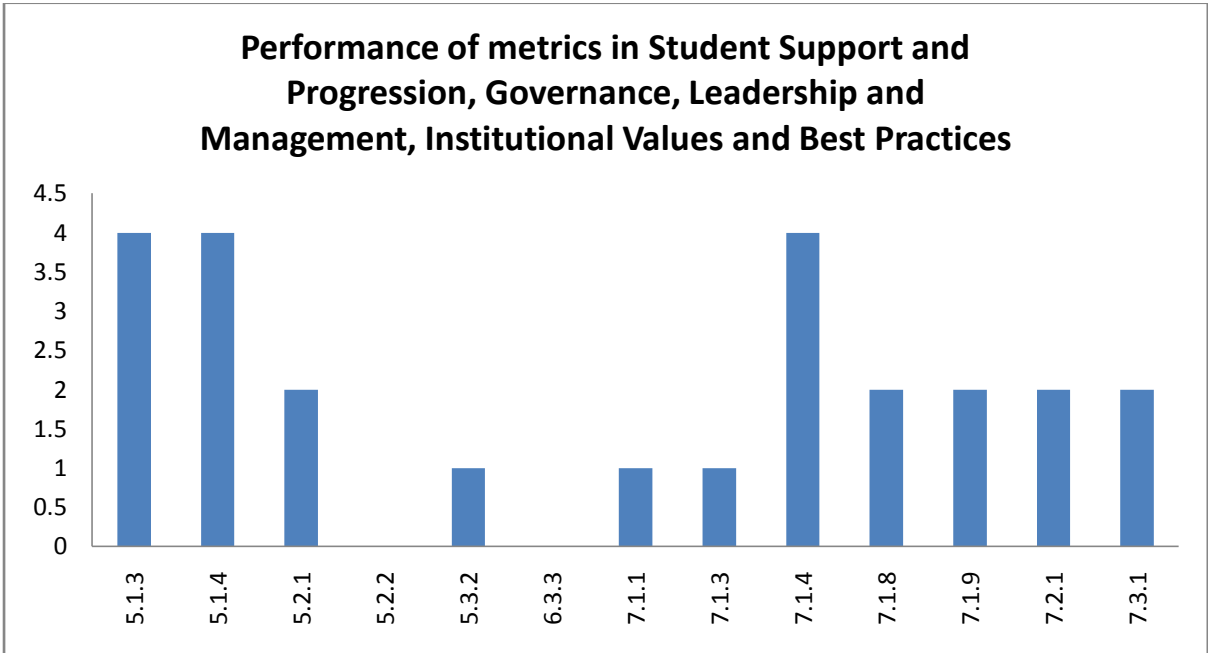
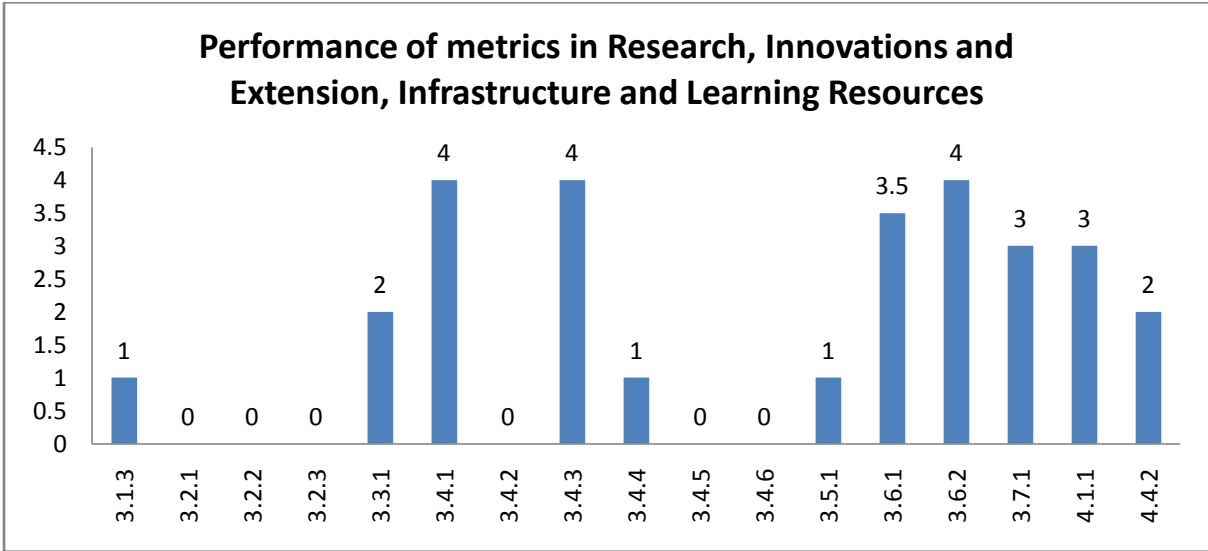
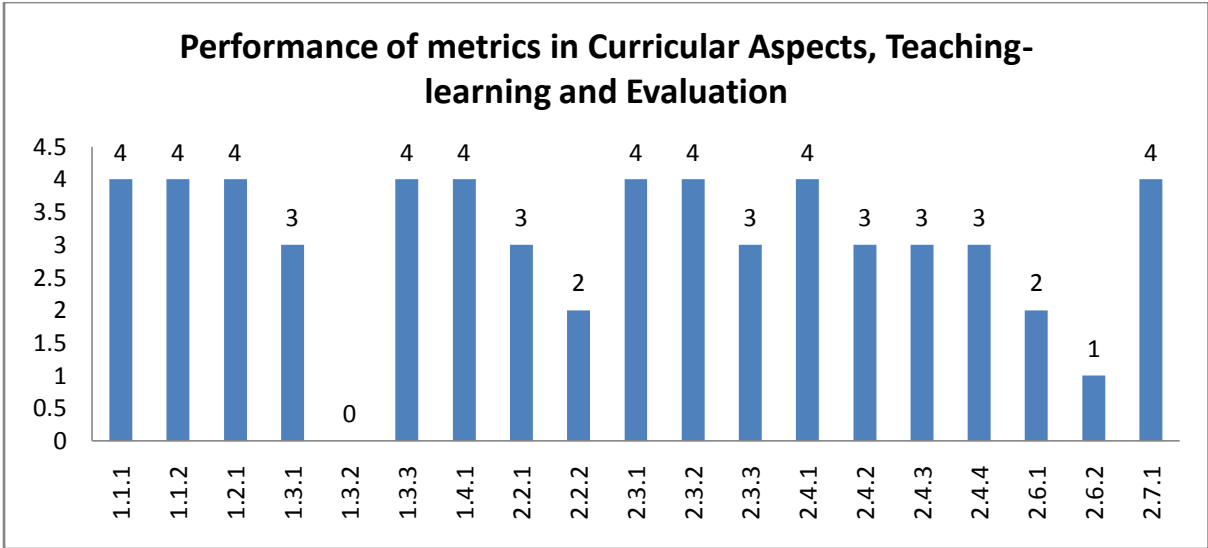
<b>3.5</b>	<b>Consultancy</b>				
3.5.1	Revenue generated from consultancy and corporate training during 2021-22	QnM	5	1	5
<b>3.5</b>	<b>Consultancy</b>		5	1	5
<b>3.6</b>	<b>Extension Activities</b>				
3.6.1	What are the Extension activities in the neighborhood community in terms of impact and sensitizing students to social issues and holistic development and awards received during 2021-22?	QIM	30	3.5	105
3.6.2	Number of extension and outreach Programmes conducted by the institution through organized forums including NSS/NCC with involvement of community during 2021-22	QnM	20	4	80
<b>3.6</b>	<b>Extension Activities</b>		50	3.7	185
<b>3.7</b>	<b>Collaboration</b>				
3.7.1	Number of functional MoUs/linkages with institutions/ industries in India and abroad for internship, on-the-job training, project work, student / faculty exchange and collaborative research during 2021-22	QnM	20	3	<b>60</b>
<b>3.7</b>	<b>Collaboration</b>		20	3	60
<b>Criterion III – Research, Innovations and Extension</b>			128	2.51	321
<b>Criterion IV – Infrastructure and Learning Resources</b>					
<b>4.1</b>	<b>Physical Facilities</b>				
4.1.1	The institution has adequate facilities for a. teaching – learning, viz., classrooms, laboratories, computing equipment etc b. ICT – enabled facilities such as smart class, LMS etc. c. Facilities for Cultural and sports activities, yoga centre, games (indoor and outdoor), Gymnasium, auditorium etc.	QIM	20	3	60
<b>4.1</b>	<b>Physical Facilities</b>		20	3	60
<b>4.4</b>	<b>Maintenance of Campus Infrastructure</b>				
4.4.2	established systems and procedures for maintaining and utilizing physical and academic support facilities – laboratory, library, sports complex, computers, classrooms etc	QIM	10	2	20
<b>4.4</b>	<b>Maintenance of Campus Infrastructure</b>		10	2	20
<b>Criterion IV – Infrastructure and Learning Resources</b>			30	2.67	80

	<b>Criterion V - Student Support and Progression</b>				
<b>5.1</b>	<b>Student Support</b>				
5.1.3	Number of capability enhancement and development schemes 1. Soft skills 2. Language and communication skills 3. Life skills (Yoga, physical fitness, health and hygiene) 4. Awareness of trends in technology (Opt one)	QnM	8	4	32
5.1.4	The institution adopts the following for redressal of student grievances including sexual harassment and ragging cases 1. Implementation of guidelines of statutory/regulatory bodies 2. Organisation wide awareness and undertakings on policies with zero tolerance 3. Mechanisms for submission of online/offline students' grievances 4. Timely redressal of the grievances through appropriate committees	QnM	5	4	20
<b>5.1</b>	<b>Student Support</b>		8	4	32
<b>5.2</b>	<b>Student Progression</b>				
5.2.1	Placement of outgoing students and students progressing to higher education during 2021-22	QnM	20	2	40
5.2.2	Students qualifying in state/ national/ international level examinations out of the graduated students during 2021-22 (eg: NET/ SLET/GATE/GMAT /CAT, GRE/TOFEL/Civil Services/State government examinations)	QnM	10	0	0
<b>5.2</b>	<b>Student Progression</b>		30	1.33	40
<b>5.3</b>	<b>Student Participation and Activities</b>				
5.3.2	Presence of an active Student Council & representation of students on academic & administrative bodies/committees	QIM	10	1	10
<b>5.3</b>	<b>Student Participation and Activities</b>		10	1	10
<b>Criterion V - Student Support and Progression</b>			48	1.71	82
	<b>Criterion VI – Governance, Leadership and Management</b>				
<b>6.3</b>	<b>Faculty Empowerment Strategies</b>				
6.3.3	Number of teachers undergoing online/ face-to-face Faculty Development Programmes (FDPs)/ Management Development Programmes (MDPs)	QnM	10	0	0
<b>6.3</b>	<b>Faculty Empowerment Strategies</b>		10	0	0
<b>Criterion VI – Governance, Leadership and Management</b>			10	0	0

	<b>Criterion VII – Institutional Values and Best Practices</b>				
<b>7.1</b>	<b>Institutional Values and Social Responsibilities</b>				
7.1.1	Number of gender equity promotion Programmes organized by the department/club/cell/ unit during 2021-22	QIM	5	<b>1</b>	<b>5</b>
7.1.3	Waste Management steps including: a) Solid waste management b) Liquid waste management c) Biomedical waste management d) E-waste management e) Waste recycling system f) Hazardous chemicals and radioactive waste management	QIM	4	1	<b>4</b>
7.1.4	Rain water harvesting structures and utilization : 1. Rain water harvesting 2. Borewell /Open well recharge 3. Construction of tanks and bunds 4. Waste water recycling 5. Maintenance of water bodies and distribution system in the campus	QnM	4	4	<b>16</b>
7.1.8	Institutional efforts/initiatives in providing an inclusive environment i.e., tolerance and harmony towards cultural, regional, linguistic, communal socioeconomic and other diversities	QIM	5	2	<b>10</b>
7.1.9	Sensitization of students and employees of the Institution to the constitutional obligations: values, rights, duties and responsibilities of citizens	QIM	4	2	<b>8</b>
<b>7.1</b>	<b>Institutional Values and Social Responsibilities</b>		<b>22</b>	<b>1.95</b>	<b>43</b>
<b>7.2</b>	<b>Best Practices</b>				
7.2.1	Describe any one best practice followed by the Department / Cell / Body / Committee / Club/Unit	QIM	30	2	60
<b>7.2</b>	<b>Best Practices</b>		<b>30</b>	<b>2</b>	<b>60</b>
<b>7.3</b>	<b>Institutional Distinctiveness</b>				
7.3.1	Describe/Explain the performance the Department in one area distinctive to its Vision, Priority & Thrust	QIM	20	2	40
<b>7.3</b>	<b>Institutional Distinctiveness</b>		<b>20</b>	<b>2</b>	<b>40</b>
<b>Criterion VII – Institutional Values and Best Practices</b>			<b>72</b>	<b>1.99</b>	<b>143</b>

	<b>Criteria-wise Assessment</b>		<b>Weight age (W)</b>	<b>Score</b>	<b>Wtd Grade Point (WGP)</b>
1	Curricular Aspects		150.00	3.23	485.00
2	Teaching, Learning & Evaluation		230.00	3.02	695.00
3	Research, Innovation & Extension		128.00	2.51	321.00
4	Infrastructure & Learning resources		30.00	2.67	80.00
5	Student Support & Progression		48.00	1.71	82.00
6	Governance, Leadership & Management		10.00	0.00	0.00
7	Institutional values & Best Practices		72.00	1.99	143.00
	<b>Overall:-</b>		<b>668.00</b>	<b>2.70</b>	<b>1806.00</b>





## Department : Computer Application

### Academic and Administrative Audit - 2021-2022

#### Strengths and Weaknesses

##### Strengths :

- Curriculum Design and Development
- Academic Flexibility
- Feedback System
- Student Satisfaction Survey
- Student Support
- Teaching - Learning Process
- Extension Activities
- Teacher Profile and Quality
- Collaboration
- Physical Facilities

##### Weaknesses :

- Catering to Student Diversity
- Innovation Ecosystem
- Maintenance of Campus Infrastructure
- Best Practices
- Institutional Distinctiveness
- Institutional Values and Social Responsibilities
- Curriculum Enrichment
- Student Performance and Learning Outcomes
- Research Publications and Awards
- Student Progression
- Promotion of Research and Facilities
- Consultancy
- Student Participation and Activities
- Resource Mobilization for Research
- Faculty Empowerment Strategies







**Scott Christian College (Autonomous)**  
Nagercoil – 629 003, Tamil Nadu, India



**INTERNAL QUALITY ASSURANCE CELL**

# **ACADEMIC & ADMINISTRATIVE AUDIT 2021-2022**

**DEPARTMENT OF COMPUTER APPLICATION(MCA)**

**GRADE**

**B + +**

**Score : 2.93/4**

**Department : Computer Application (MCA)**

**Academic and Administrative Audit - 2021-2022**

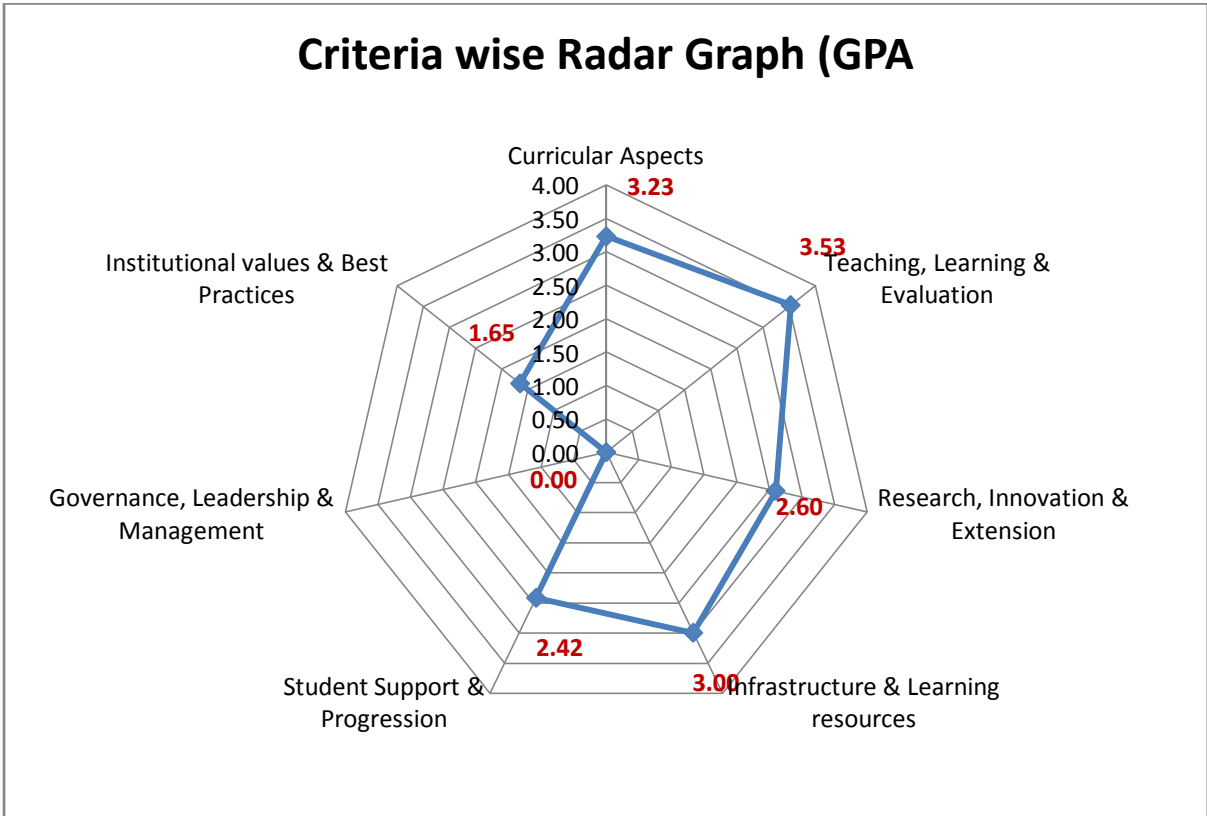
No	Criteria	Weightage (W1)	Criterion-wise Weighted Grade Point (CrWGP1)	Grade Point Averages (CrWGP <sub>i</sub> /W <sub>i</sub> )
1	Curricular Aspects	150.00	485.00	3.23
2	Teaching, Learning & Evaluation	230.00	812.50	3.53
3	Research, Innovation & Extension	128.00	333.00	2.60
4	Infrastructure & Learning resources	30.00	90.00	3.00
5	Student Support & Progression	48.00	116.00	2.42
6	Governance, Leadership & Management	10.00	0.00	0.00
7	Institutional values & Best Practices	72.00	119.00	1.65
	<b>Total</b>	<b>668.00</b>	<b>1955.50</b>	<b>2.93</b>
	<b>CGPA : 2.93</b>			

Dean IQAC

Principal

Department : Computer Application (MCA)

### Criteria wise Radar Graph (GPA)

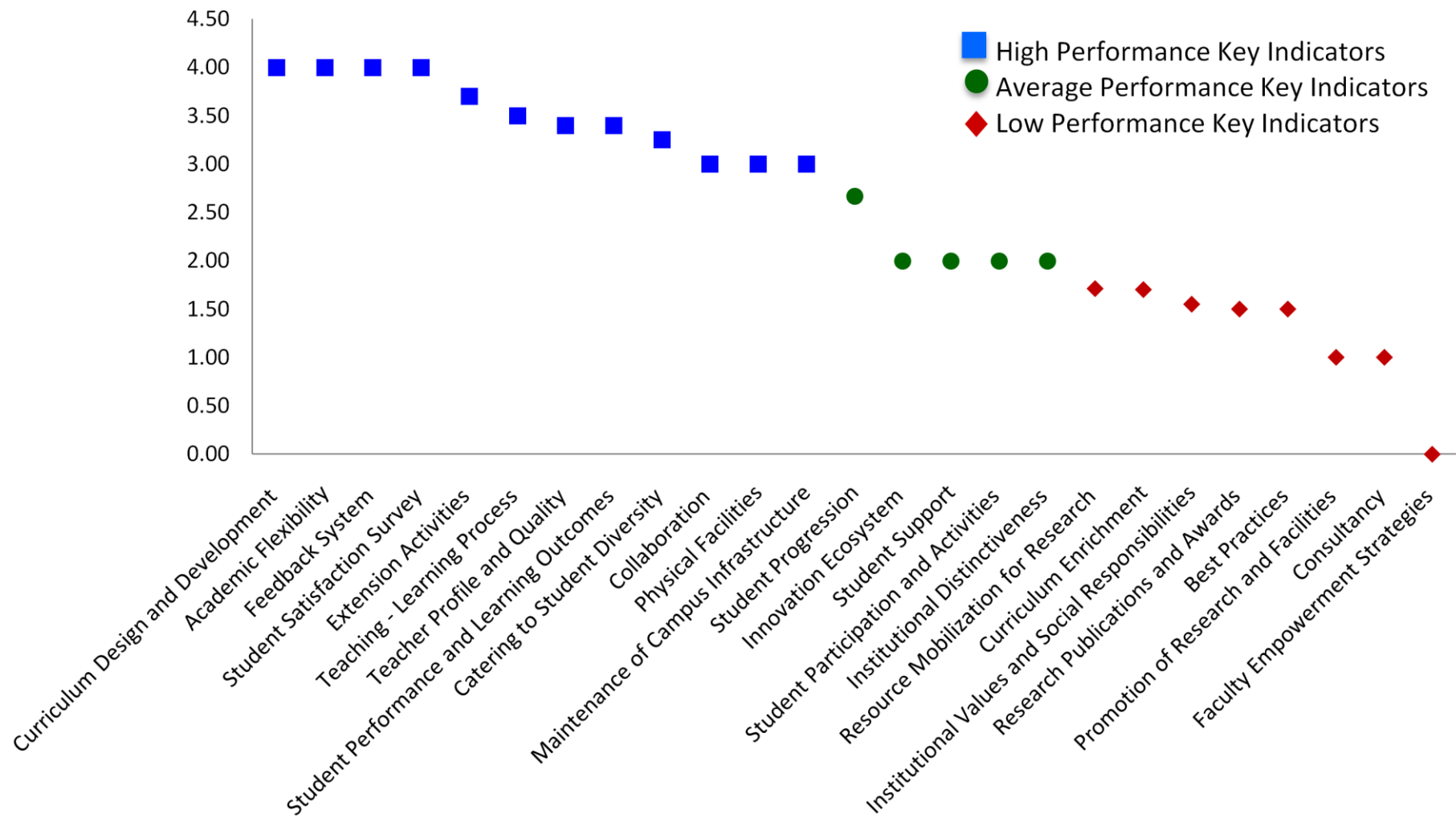


**Department : Computer Application (MCA)**  
**Academic and Administrative Audit - 2021-2022**

No	Criteria and Key Indicators	Key Indicator Weightage (W <sub>i</sub> )	Key Indicator Wise Weighted Grade Points (KIWGP) <sub>i</sub>	Grade Point Averages (CrWGPI/W <sub>i</sub> )
<b>Criterion I – Curricular Aspects</b>				
1.1	Curriculum Design and Development	50	200.00	4.00
1.2	Academic Flexibility	30	120.00	4.00
1.3	Curriculum Enrichment	50	85.00	1.70
1.4	Feedback System	20	80.00	4.00
	<b>Total</b>	<b>150</b>	<b>485.00</b>	<b>3.23</b>
<b>Criterion II – Teaching-Learning and Evaluation</b>				
2.2	Catering to Student Diversity	30	97.50	3.25
2.3	Teaching - Learning Process	50	175.00	3.50
2.4	Teacher Profile and Quality	50	170.00	3.40
2.6	Student Performance and Learning Outcomes	50	170.00	3.40
2.7	Student Satisfaction Survey	50	200.00	4.00
	<b>Total</b>	<b>230</b>	<b>812.50</b>	<b>3.53</b>
<b>Criterion III – Research, Innovations and Extension</b>				
3.1	Promotion of Research and Facilities	6	6.00	1.00
3.2	Resource Mobilization for Research	7	12.00	1.71
3.3	Innovation Ecosystem	10	20.00	2.00
3.4	Research Publications and Awards	30	45.00	1.50
3.5	Consultancy	5	5.00	1.00

3.6	Extension Activities	50	185.00	3.70
3.7	Collaboration	20	60.00	3.00
	<b>Total</b>	<b>128</b>	<b>333.00</b>	<b>2.60</b>
<b>Criterion IV – Infrastructure and Learning Resources</b>				
4.1	Physical Facilities	20	60.00	3.00
4.4	Maintenance of Campus Infrastructure	10	30.00	3.00
	<b>Total</b>	<b>30</b>	<b>90.00</b>	<b>3.00</b>
<b>Criterion V - Student Support and Progression</b>				
5.1	Student Support	8	16.00	2.00
5.2	Student Progression	30	80.00	2.67
5.3	Student Participation and Activities	10	20.00	2.00
	<b>Total</b>	<b>48</b>	<b>116.00</b>	<b>2.42</b>
<b>Criterion VI – Governance, Leadership and Management</b>				
6.3	Faculty Empowerment Strategies	10	0.00	0.00
	<b>Total</b>	<b>10</b>	<b>0.00</b>	<b>0.00</b>
<b>Criterion VII – Institutional Values and Best Practices</b>				
7.1	Institutional Values and Social Responsibilities	22	34.00	1.55
7.2	Best Practices	30	45.00	1.50
7.3	Institutional Distinctiveness	20	40.00	2.00
	<b>Total</b>	<b>72</b>	<b>119.00</b>	<b>1.65</b>
	<b>Grand Total</b>	<b>668</b>	<b>1955.50</b>	<b>2.93</b>

### Values Comparison of Metrics in Key Indicators based on Performance (GPA)





**Qualitative & Quantitative Metrics**

Metric	Parameter	QIM/ QnM	Weight age	Score	Wtd. Score
	<b>Criterion I – Curricular Aspects</b>				
<b>1.1</b>	<b>Curriculum Design and Development</b>				
1.1.1	Curricula developed/adopted having Learning Outcomes including Programme Outcomes (Pos), Programme specific outcomes (PSOs) and Course Outcomes (COs) for all the UG, PG and M.Phil programmes offered by the Department and mapped them with syllabus properly.	QIM	20	4	80
1.1.2	List of programmes offered by the institution focus on employability/ entrepreneurship/ skill development and their course syllabi are adequately revised to incorporate contemporary requirements	QIM	30	4	120
<b>1.1</b>	<b>Curriculum Design and Development</b>		50	4	200
<b>1.2</b>	<b>Academic Flexibility</b>				
1.2.1	New courses introduced of the total number of courses across all programs offered during 2021-22.	QnM	30	4	120
<b>1.2</b>	<b>Academic Flexibility</b>		30	4	120
<b>1.3</b>	<b>Curriculum Enrichment</b>				
1.3.1	Institution integrates cross-cutting issues relevant to Professional Ethics, Gender, Human Values, Environment and Sustainability and other value framework enshrined in Sustainable Development Goals and National Education Policy – 2020 into the Curriculum	QIM	15	3	45
1.3.2	Number of certificate/value added courses/Diploma Programmes offered by the institutions and online courses of MOOCs, SWAYAM/e-PG Pathshala/ NPTEL and other recognized platforms where the students of the institution have enrolled and successfully completed during the last five years	QnM	25	0	0

1.3.3	Details of of programmes that have components of field projects / research projects / internships during 2021-22	QnM	10	4	40
<b>1.3</b>	<b>Curriculum Enrichment</b>		50	1.7	85
<b>1.4</b>	<b>Feedback System</b>				
1.4.1	Structured feedback for curriculum and its transaction is regularly obtained from stakeholders like Students, Teachers, Employers, Alumni, Academic peers etc., and Feedback processes of the institution may be classified as follows: A. Feedback collected, analysed, action taken & communicated to the relevant bodies and feedback hosted on the institutional website B. Feedback collected, analysed, action has been taken and communicated to the relevant bodies C. Feedback collected and analysed D. Feedback collected E. Feedback not collected	QnM	20	4	80
<b>1.4</b>	<b>Feedback System</b>		20	4	80
<b>Criterion I – Curricular Aspects</b>			150	3.23	485
<b>Criterion II – Teaching-Learning and Evaluation</b>					
<b>2.2</b>	<b>Catering to Student Diversity</b>				
2.2.1	The institution assesses the learning levels of the students, after admission and organises special programs for advanced learners and slow learners	QIM	15	<b>2.5</b>	37.5
2.2.2	Student - Full time teacher ratio(current year data)	QnM	15	4	60
<b>2.2</b>	<b>Catering to Student Diversity</b>		30	3.25	97.5
<b>2.3</b>	<b>Teaching - Learning Process</b>				
2.3.1	Student centric methods, such as experiential learning, participative learning and problem solving methodologies are used for enhancing learning experiences and teachers use ICT- enabled tools including online resources for effective teaching and learning process	QIM	30	3.5	105
2.3.2	Ratio of students to Mentor-Mentee Schemes to address academics and student-psychological issues	QIM	10	4	40
2.3.3	Preparation and adherence to Academic Calendar and Teaching plans by the institution	QIM	10	3	30
<b>2.3</b>	<b>Teaching - Learning Process</b>		50	3.5	175



<b>2.4</b>	<b>Teacher Profile and Quality</b>				
2.4.1	Full time teachers appointed against sanctioned posts during 2021-22	QnM	15	4	60
2.4.2	Full time teachers with Ph.D. /D.Sc. / D.Litt./ L.L.D during 2021-22	QnM	25	4	100
2.4.3	Teaching experience of full time teachers in same institution number of years (Data to be provided only for the latest completed academic year)	QnM	5	2	10
2.4.4	Full time teachers working in the institution throughout during 2021-22	QnM	5	2	10
<b>2.4</b>	<b>Teacher Profile and Quality</b>		50	3.4	170
<b>2.6</b>	<b>Student Performance and Learning Outcomes</b>				
2.6.1	learning outcomes (programme and course outcome)/graduate attributes which are integrated into the assessment process and widely publicized through the website and other documents and the attainment of the same are evaluated by the Department.	QIM	30	3	90
2.6.2	Passed out details of final year students (excluding backlog students)	QnM	20	4	80
<b>2.6</b>	<b>Student Performance and Learning Outcomes</b>		50	3.4	170
<b>2.7</b>	<b>Student Satisfaction Survey</b>				
2.7.1	Online student satisfaction survey (SSS) regarding to teaching learning process.	QnM	50	4	200
<b>2.7</b>	<b>Student Satisfaction Survey</b>		50	4	200
<b>Criterion II – Teaching-Learning and Evaluation</b>			230	3.53	812.5
<b>Criterion III – Research, Innovations and Extension</b>					
<b>3.1</b>	<b>Promotion of Research and Facilities</b>				
3.1.3	Number of teachers receiving national/international fellowship/financial support by various agencies for advanced studies/research during 2021-22	QnM	6	1	6
<b>3.1</b>	<b>Promotion of Research and Facilities</b>		6	1	6

<b>3.2</b>	<b>Resource Mobilization for Research</b>				
3.2.1	Grants for research received by the institution and its faculties through Government and non-government sources such as industry, corporate houses, international bodies for research project, endowment research chairs during 2021-22	QnM	2	0	0
3.2.2	Number of teachers having research projects funded by government, non-government, industry, corporate houses, international bodies during the 2021-22	QnM	2	0	0
3.2.3	Teachers recognised as research guides as in the latest completed academic year	QnM	3	4	12
<b>3.2</b>	<b>Resource Mobilization for Research</b>		7	1.71	12
<b>3.3</b>	<b>Innovation Ecosystem</b>				
3.3.1	What are the innovation done by the Department / Club including Indian Knowledge System (IKS), including awareness about IPR, establishment of IPR cell, Incubation centre and other initiatives for the creation and transfer of knowledge/technology and the outcomes of the same are evident	QIM	10	2	20
<b>3.3</b>	<b>Innovation Ecosystem</b>		10	2	20
<b>3.4</b>	<b>Research Publications and Awards</b>				
3.4.1	The institution has a stated Code of Ethics to check malpractices and plagiarism in Research and the implementation of which is ensured through the following: 1. Inclusion of research ethics in the research methodology course work 2. Presence of institutional Ethics committee (Animal, Chemical, Bio-ethics etc.) 3. Plagiarism check through software 4. Research Advisory Committee	QnM	5	4	20
3.4.2	Number of candidates registered for Ph.D. per teacher during 2021-22	QnM	5	0	0
3.4.3	Number of research papers per teacher in the Journals notified on UGC CARE List during 2021-22	QnM	5	4	20
3.4.4	Number of books and chapters in edited volumes published per teacher during 2021-22	QnM	5	1	5

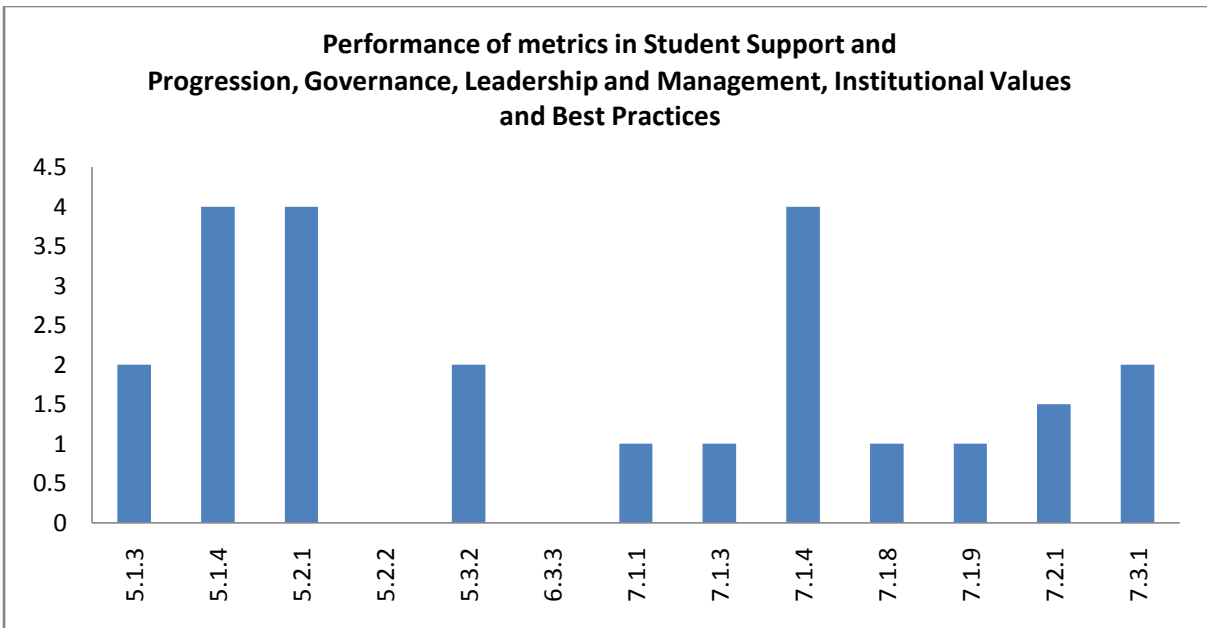
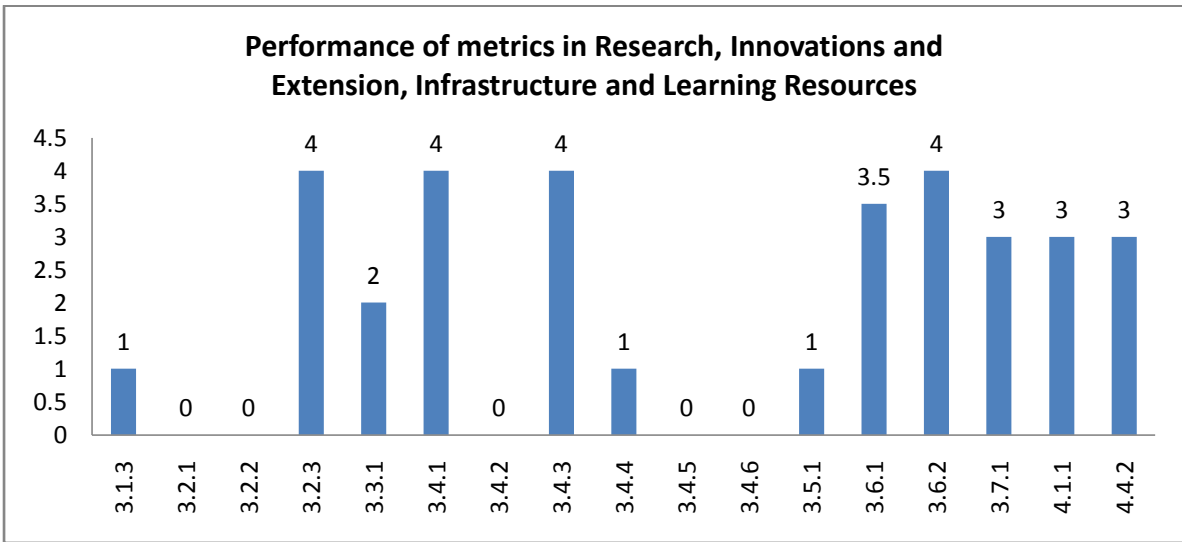
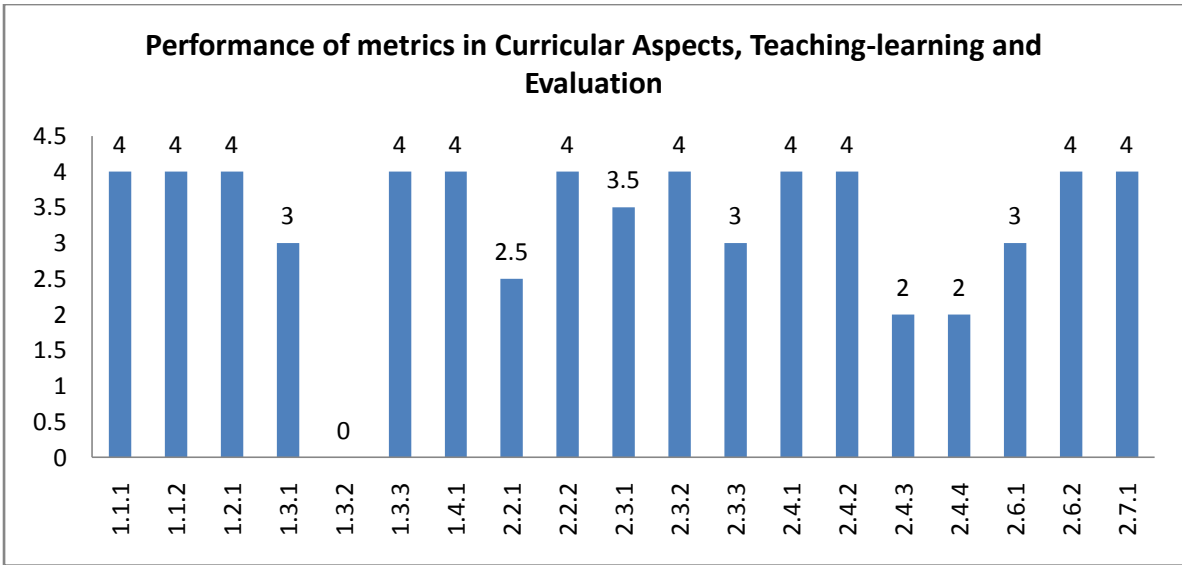
3.4.5	Bibliometrics of the publications during 2021-22 based on average citation index in Scopus/ Web of Science	QnM	5	0	0
3.4.6	Bibliometrics of the publications during 2021-22 based on Scopus/ Web of Science – h-index of the Department	QnM	5	0	0
<b>3.4</b>	<b>Research Publications and Awards</b>		30	1.5	45
<b>3.5</b>	<b>Consultancy</b>				
3.5.1	Revenue generated from consultancy and corporate training during 2021-22	QnM	5	1	5
<b>3.5</b>	<b>Consultancy</b>		5	1	5
<b>3.6</b>	<b>Extension Activities</b>				
3.6.1	What are the Extension activities in the neighborhood community in terms of impact and sensitizing students to social issues and holistic development and awards received during 2021-22?	QIM	30	3.5	105
3.6.2	Number of extension and outreach Programmes conducted by the institution through organized forums including NSS/NCC with involvement of community during 2021-22	QnM	20	4	80
<b>3.6</b>	<b>Extension Activities</b>		50	3.7	185
<b>3.7</b>	<b>Collaboration</b>				
3.7.1	Number of functional MoUs/linkages with institutions/ industries in India and abroad for internship, on-the-job training, project work, student / faculty exchange and collaborative research during 2021-22	QnM	20	3	60
<b>3.7</b>	<b>Collaboration</b>		20	3	60
<b>Criterion III – Research, Innovations and Extension</b>			128	2.6	333
<b>Criterion IV – Infrastructure and Learning Resources</b>					
<b>4.1</b>	<b>Physical Facilities</b>				
4.1.1	The institution has adequate facilities for a. teaching – learning, viz., classrooms, laboratories, computing equipment etc b. ICT – enabled facilities such as smart class, LMS etc. c. Facilities for Cultural and sports activities, yoga centre, games (indoor and outdoor), Gymnasium, auditorium etc.	QIM	20	3	60
<b>4.1</b>	<b>Physical Facilities</b>		20	3	60

<b>4.4</b>	<b>Maintenance of Campus Infrastructure</b>				
4.4.2	There are established systems and procedures for maintaining and utilizing physical and academic support facilities – laboratory, library, sports complex, computers, classrooms etc	QIM	10	3	30
<b>4.4</b>	<b>Maintenance of Campus Infrastructure</b>		10	3	30
<b>Criterion IV – Infrastructure and Learning Resources</b>			30	3	90
<b>Criterion V - Student Support and Progression</b>					
<b>5.1</b>	<b>Student Support</b>				
5.1.3	Number of capability enhancement and development schemes 1. Soft skills 2. Language and communication skills 3. Life skills (Yoga, physical fitness, health and hygiene) 4. Awareness of trends in technology (Opt one)	QnM	8	2	16
5.1.4	The institution adopts the following for redressal of student grievances including sexual harassment and ragging cases 1. Implementation of guidelines of statutory/regulatory bodies 2. Organisation wide awareness and undertakings on policies with zero tolerance 3. Mechanisms for submission of online/offline students' grievances 4. Timely redressal of the grievances through appropriate committees	QnM	5	4	20
<b>5.1</b>	<b>Student Support</b>		8	2	16
<b>5.2</b>	<b>Student Progression</b>				
5.2.1	Placement of outgoing students and students progressing to higher education during 2021-22	QnM	20	4	80
5.2.2	Students qualifying in state/ national/ international level examinations out of the graduated students during 2021-22 (eg: NET/ SLET/GATE/GMAT /CAT, GRE/TOFEL/Civil Services/State government examinations)	QnM	10	0	0
<b>5.2</b>	<b>Student Progression</b>		30	2.67	80
<b>5.3</b>	<b>Student Participation and Activities</b>				
5.3.2	Presence of an active Student Council & representation of students on academic & administrative bodies/committees	QIM	10	2	20
<b>5.3</b>	<b>Student Participation and Activities</b>		10	2	20
<b>Criterion V - Student Support and Progression</b>			48	2.42	116

	<b>Criterion VI – Governance, Leadership and Management</b>				
<b>6.3</b>	<b>Faculty Empowerment Strategies</b>				
6.3.3	Number of teachers undergoing online/ face-to-face Faculty Development Programmes (FDPs)/ Management Development Programmes (MDPs)	QnM	10	0	0
<b>6.3</b>	<b>Faculty Empowerment Strategies</b>		10	0	0
<b>Criterion VI – Governance, Leadership and Management</b>			10	0	0
	<b>Criterion VII – Institutional Values and Best Practices</b>				
<b>7.1</b>	<b>Institutional Values and Social Responsibilities</b>				
7.1.1	Number of gender equity promotion Programmes organized by the department/club/cell/ unit during 2021-22	QIM	5	1	5
7.1.3	Waste Management steps including: a) Solid waste management b) Liquid waste management c) Biomedical waste management d) E-waste management e) Waste recycling system f) Hazardous chemicals and radioactive waste management	QIM	4	1	4
7.1.4	Rain water harvesting structures and utilization : 1. Rain water harvesting 2. Borewell /Open well recharge 3. Construction of tanks and bunds 4. Waste water recycling 5. Maintenance of water bodies and distribution system in the campus	QnM	4	4	16
7.1.8	Institutional efforts/initiatives in providing an inclusive environment i.e., tolerance and harmony towards cultural, regional, linguistic, communal socioeconomic and other diversities	QIM	5	1	5
7.1.9	Sensitization of students and employees of the Institution to the constitutional obligations: values, rights, duties and responsibilities of citizens	QIM	4	1	4
<b>7.1</b>	<b>Institutional Values and Social Responsibilities</b>		22	1.55	34
<b>7.2</b>	<b>Best Practices</b>				
7.2.1	Describe any one best practice followed by the Department / Cell / Body / Committee / Club/Unit	QIM	30	1.5	45
<b>7.2</b>	<b>Best Practices</b>		30	1.5	45

<b>7.3</b>	<b>Institutional Distinctiveness</b>				
7.3.1	Describe/Explain the performance the Department in one area distinctive to its Vision, Priority & Thrust	QIM	20	2	40
<b>7.3</b>	<b>Institutional Distinctiveness</b>		20	2	40
<b>Criterion VII – Institutional Values and Best Practices</b>			72	1.65	119
	<b>Criteria-wise Assessment</b>		<b>Weight age (W)</b>	<b>Score</b>	<b>Wtd Grade Point (WGP)</b>
1	Curricular Aspects		150.00	3.23	485.00
2	Teaching, Learning & Evaluation		230.00	3.53	812.50
3	Research, Innovation & Extension		128.00	2.60	333.00
4	Infrastructure & Learning resources		30.00	3.00	90.00
5	Student Support & Progression		48.00	2.42	116.00
6	Governance, Leadership & Management		10.00	0.00	0.00
7	Institutional values & Best Practices		72.00	1.65	119.00
	<b>Overall:-</b>		668.00	2.93	1955.50





**Department : Computer Application (MCA)**  
**Academic and Administrative Audit - 2021-2022**

**Strengths and Weaknesses**

**Strengths :**

- Curriculum Design and Development
- Academic Flexibility
- Feedback System
- Student Satisfaction Survey
- Extension Activities
- Teaching - Learning Process
- Teacher Profile and Quality
- Student Performance and Learning Outcomes
- Catering to Student Diversity
- Collaboration
- Physical Facilities
- Maintenance of Campus Infrastructure

**Weaknesses :**

- Student Progression
- Innovation Ecosystem
- Student Support
- Student Participation and Activities
- Institutional Distinctiveness
- Resource Mobilization for Research
- Curriculum Enrichment
- Institutional Values and Social Responsibilities
- Research Publications and Awards
- Best Practices
- Promotion of Research and Facilities
- Consultancy
- Faculty Empowerment Strategies







**Scott Christian College (Autonomous)**  
Nagercoil – 629 003, Tamil Nadu, India

**INTERNAL QUALITY ASSURANCE CELL**



# **ACADEMIC & ADMINISTRATIVE AUDIT 2021-2022**

**DEPARTMENT OF MICROBIOLOGY**

**GRADE**

**B +**

**Score : 2.65/4**

Department : Microbiology

Academic and Administrative Audit - 2021-2022

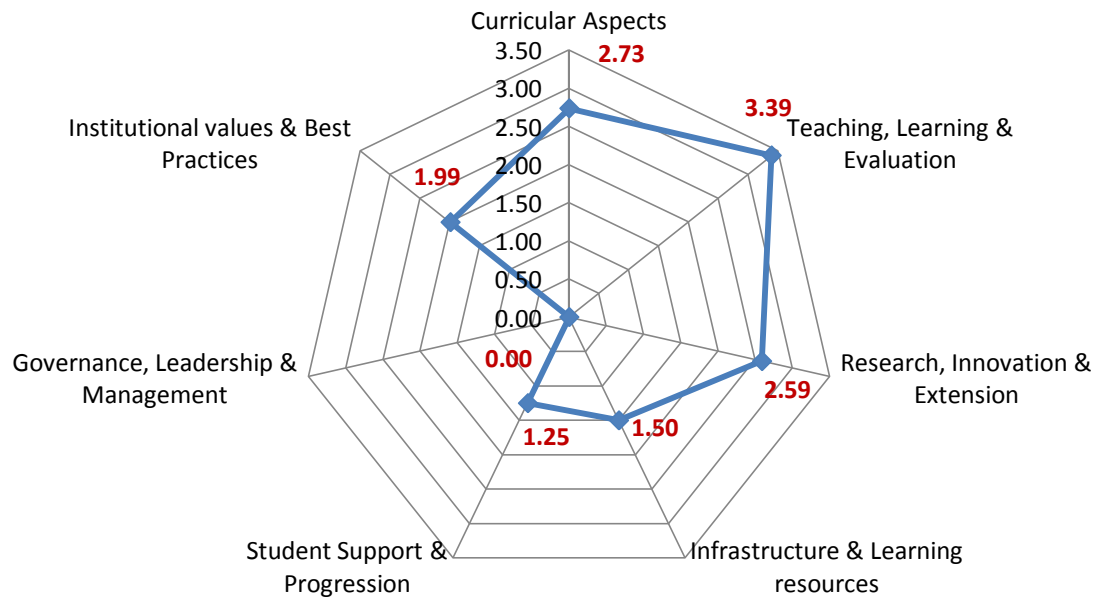
No	Criteria	Weightage (W1)	Criterion-wise Weighted Grade Point (CrWGP1)	Grade Point Averages (CrWGP <sub>i</sub> /W <sub>i</sub> )
1	Curricular Aspects	150.00	410.00	2.73
2	Teaching, Learning & Evaluation	230.00	780.00	3.39
3	Research, Innovation & Extension	128.00	331.00	2.59
4	Infrastructure & Learning resources	30.00	45.00	1.50
5	Student Support & Progression	48.00	60.00	1.25
6	Governance, Leadership & Management	10.00	0.00	0.00
7	Institutional values & Best Practices	72.00	143.00	1.99
	<b>Total</b>	<b>668.00</b>	<b>1769.00</b>	<b>2.65</b>
	<b>CGPA : 2.65</b>			

Dean IQAC

Principal

Department : Microbiology

### Criteria wise Radar Graph (GPA)



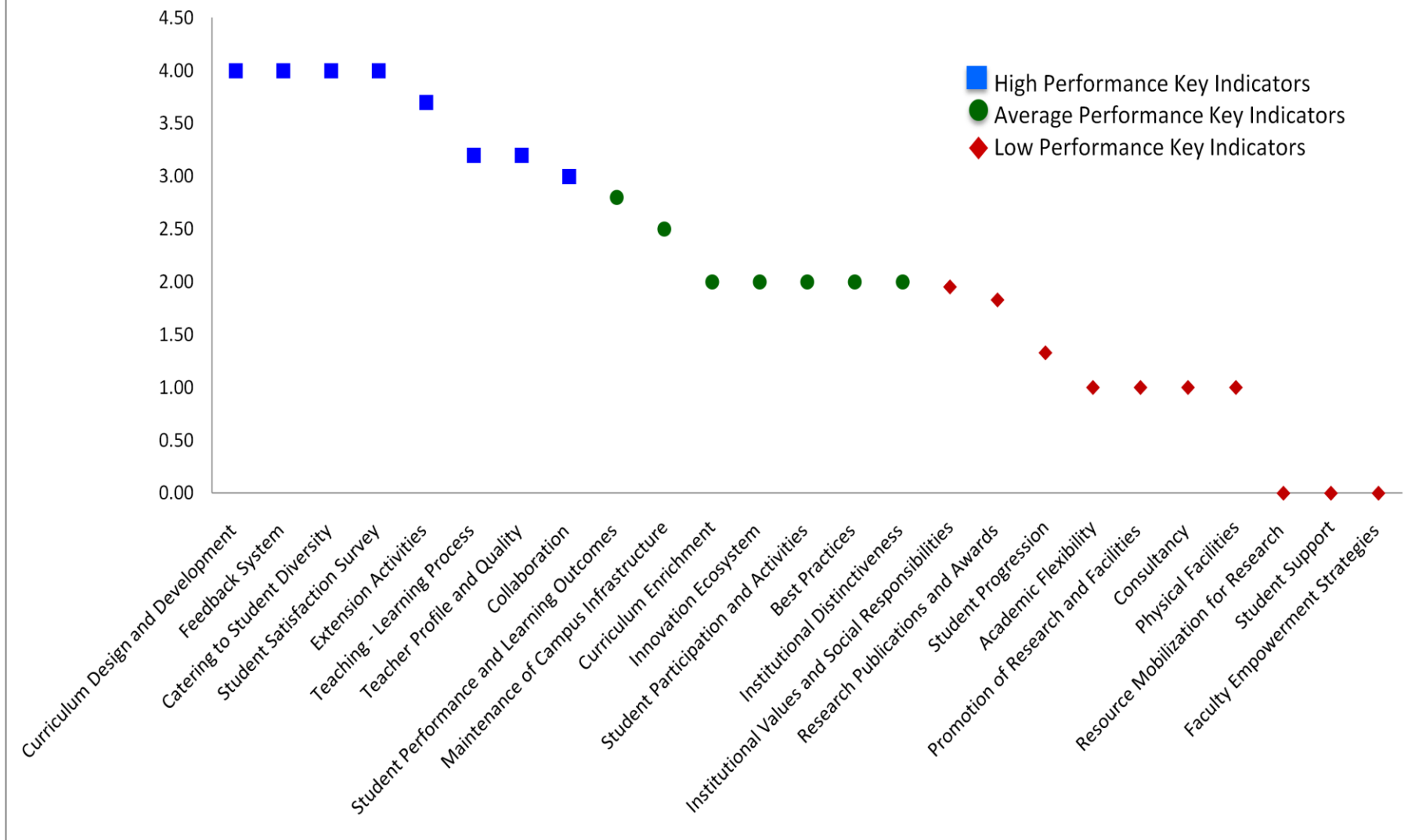
Department : Microbiology

Academic and Administrative Audit - 2021-2022

No	Criteria and Key Indicators	Key Indicator Weightage (W <sub>i</sub> )	Key Indicator Wise Weighted Grade Points (KIWGP) <sub>i</sub>	Grade Point Averages (CrWGPI/W <sub>i</sub> )
<b>Criterion I – Curricular Aspects</b>				
1.1	Curriculum Design and Development	50	200.00	4.00
1.2	Academic Flexibility	30	30.00	1.00
1.3	Curriculum Enrichment	50	100.00	2.00
1.4	Feedback System	20	80.00	4.00
	<b>Total</b>	<b>150</b>	<b>410.00</b>	<b>2.73</b>
<b>Criterion II – Teaching-Learning and Evaluation</b>				
2.2	Catering to Student Diversity	30	120.00	4.00
2.3	Teaching - Learning Process	50	160.00	3.20
2.4	Teacher Profile and Quality	50	160.00	3.20
2.6	Student Performance and Learning Outcomes	50	140.00	2.80
2.7	Student Satisfaction Survey	50	200.00	4.00
	<b>Total</b>	<b>230</b>	<b>780.00</b>	<b>3.39</b>
<b>Criterion III – Research, Innovations and Extension</b>				
3.1	Promotion of Research and Facilities	6	6.00	1.00
3.2	Resource Mobilization for Research	7	0.00	0.00
3.3	Innovation Ecosystem	10	20.00	2.00
3.4	Research Publications and Awards	30	55.00	1.83
3.5	Consultancy	5	5.00	1.00

3.6	Extension Activities	50	185.00	3.70
3.7	Collaboration	20	60.00	3.00
	<b>Total</b>	<b>128</b>	<b>331.00</b>	<b>2.59</b>
<b>Criterion IV – Infrastructure and Learning Resources</b>				
4.1	Physical Facilities	20	20.00	1.00
4.4	Maintenance of Campus Infrastructure	10	25.00	2.50
	<b>Total</b>	<b>30</b>	<b>45.00</b>	<b>1.50</b>
<b>Criterion V - Student Support and Progression</b>				
5.1	Student Support	8	0.00	0.00
5.2	Student Progression	30	40.00	1.33
5.3	Student Participation and Activities	10	20.00	2.00
	<b>Total</b>	<b>48</b>	<b>60.00</b>	<b>1.25</b>
<b>Criterion VI – Governance, Leadership and Management</b>				
6.3	Faculty Empowerment Strategies	10	0.00	0.00
	<b>Total</b>	<b>10</b>	<b>0.00</b>	<b>0.00</b>
<b>Criterion VII – Institutional Values and Best Practices</b>				
7.1	Institutional Values and Social Responsibilities	22	43.00	1.95
7.2	Best Practices	30	60.00	2.00
7.3	Institutional Distinctiveness	20	40.00	2.00
	<b>Total</b>	<b>72</b>	<b>143.00</b>	<b>1.99</b>
	<b>Grand Total</b>	<b>668</b>	<b>1769.00</b>	<b>2.65</b>

**Values Comparison of Metrics in Key Indicators based on Performance (GPA)**





**Qualitative & Quantitative Metrics**

Metric	Parameter	QIM/ QnM	Weight age	Score	Wtd. Score
	<b>Criterion I – Curricular Aspects</b>				
<b>1.1</b>	<b>Curriculum Design and Development</b>				
1.1.1	Curricula developed/adopted having Learning Outcomes including Programme Outcomes (Pos), Programme specific outcomes (PSOs) and Course Outcomes (COs) for all the UG, PG and M.Phil programmes offered by the Department and mapped them with syllabus properly.	QIM	20	4	80
1.1.2	List of programmes offered by the institution focus on employability/ entrepreneurship/ skill development and their course syllabi are adequately revised to incorporate contemporary requirements	QIM	30	4	120
<b>1.1</b>	<b>Curriculum Design and Development</b>		50	4	200
<b>1.2</b>	<b>Academic Flexibility</b>				
1.2.1	New courses introduced of the total number of courses across all programs offered during 2021-22.	QnM	30	1	30
<b>1.2</b>	<b>Academic Flexibility</b>		30	1	30
<b>1.3</b>	<b>Curriculum Enrichment</b>				
1.3.1	Institution integrates cross-cutting issues relevant to Professional Ethics, Gender, Human Values, Environment and Sustainability and other value framework enshrined in Sustainable Development Goals and National Education Policy – 2020 into the Curriculum	QIM	15	4	60
1.3.2	Number of certificate/value added courses/Diploma Programmes offered by the institutions and online courses of MOOCs, SWAYAM/e-PG Pathshala/ NPTEL and other recognized platforms where the students of the institution have enrolled and successfully completed during the last five years	QnM	25	0	0

1.3.3	Details of of programmes that have components of field projects / research projects / internships during 2021-22	QnM	10	4	40
<b>1.3</b>	<b>Curriculum Enrichment</b>		50	2	100
<b>1.4</b>	<b>Feedback System</b>				
1.4.1	Structured feedback for curriculum and its transaction is regularly obtained from stakeholders like Students, Teachers, Employers, Alumni, Academic peers etc., and Feedback processes of the institution may be classified as follows: A. Feedback collected, analysed, action taken & communicated to the relevant bodies and feedback hosted on the institutional website B. Feedback collected, analysed, action has been taken and communicated to the relevant bodies C. Feedback collected and analysed D. Feedback collected E. Feedback not collected	QnM	20	4	80
<b>1.4</b>	<b>Feedback System</b>		20	4	80
<b>Criterion I – Curricular Aspects</b>			150	2.73	410
<b>Criterion II – Teaching-Learning and Evaluation</b>					
<b>2.2</b>	<b>Catering to Student Diversity</b>				
2.2.1	The institution assesses the learning levels of the students, after admission and organises special programs for advanced learners and slow learners	QIM	15	4	60
2.2.2	Student - Full time teacher ratio(current year data)	QnM	15	4	60
<b>2.2</b>	<b>Catering to Student Diversity</b>		30	4	120
<b>2.3</b>	<b>Teaching - Learning Process</b>				
2.3.1	Student centric methods, such as experiential learning, participative learning and problem solving methodologies are used for enhancing learning experiences and teachers use ICT- enabled tools including online resources for effective teaching and learning process	QIM	30	3	90
2.3.2	Ratio of students to Mentor-Mentee Schemes to address academics and student-psychological issues	QIM	10	4	40
2.3.3	Preparation and adherence to Academic Calendar and Teaching plans by the institution	QIM	10	3	30
<b>2.3</b>	<b>Teaching - Learning Process</b>		50	3.2	160



<b>2.4</b>	<b>Teacher Profile and Quality</b>				
2.4.1	Full time teachers appointed against sanctioned posts during 2021-22	QnM	15	4	60
2.4.2	Full time teachers with Ph.D. /D.Sc. / D.Litt./ L.L.D during 2021-22	QnM	25	4	100
2.4.3	Teaching experience of full time teachers in same institution number of years (Data to be provided only for the latest completed academic year)	QnM	5	0	0
2.4.4	Full time teachers working in the institution throughout during 2021-22	QnM	5	0	0
<b>2.4</b>	<b>Teacher Profile and Quality</b>		50	3.2	160
<b>2.6</b>	<b>Student Performance and Learning Outcomes</b>				
2.6.1	learning outcomes (programme and course outcome)/graduate attributes which are integrated into the assessment process and widely publicized through the website and other documents and the attainment of the same are evaluated by the Department.	QIM	30	2	60
2.6.2	Passed out details of final year students (excluding backlog students)	QnM	20	4	80
<b>2.6</b>	<b>Student Performance and Learning Outcomes</b>		50	2.8	140
<b>2.7</b>	<b>Student Satisfaction Survey</b>				
2.7.1	Online student satisfaction survey (SSS) regarding to teaching learning process.	QnM	50	4	200
<b>2.7</b>	<b>Student Satisfaction Survey</b>		50	4	200
<b>Criterion II – Teaching-Learning and Evaluation</b>			230	3.39	780
<b>Criterion III – Research, Innovations and Extension</b>					
<b>3.1</b>	<b>Promotion of Research and Facilities</b>				
3.1.3	Number of teachers receiving national/international fellowship/financial support by various agencies for advanced studies/research during 2021-22	QnM	6	1	6
<b>3.1</b>	<b>Promotion of Research and Facilities</b>		6	1	6

<b>3.2</b>	<b>Resource Mobilization for Research</b>				
3.2.1	Grants for research received by the institution and its faculties through Government and non-government sources such as industry, corporate houses, international bodies for research project, endowment research chairs during 2021-22	QnM	2	0	<b>0</b>
3.2.2	Number of teachers having research projects funded by government, non-government, industry, corporate houses, international bodies during the 2021-22	QnM	2	0	<b>0</b>
3.2.3	Teachers recognised as research guides as in the latest completed academic year	QnM	3	0	<b>0</b>
<b>3.2</b>	<b>Resource Mobilization for Research</b>		<b>7</b>	<b>0</b>	<b>0</b>
<b>3.3</b>	<b>Innovation Ecosystem</b>				
3.3.1	What are the innovation done by the Department / Club including Indian Knowledge System (IKS), including awareness about IPR, establishment of IPR cell, Incubation centre and other initiatives for the creation and transfer of knowledge/technology and the outcomes of the same are evident	QIM	10	<b>2</b>	<b>20</b>
<b>3.3</b>	<b>Innovation Ecosystem</b>		<b>10</b>	<b>2</b>	<b>20</b>
<b>3.4</b>	<b>Research Publications and Awards</b>				
3.4.1	The institution has a stated Code of Ethics to check malpractices and plagiarism in Research and the implementation of which is ensured through the following: 1. Inclusion of research ethics in the research methodology course work 2. Presence of institutional Ethics committee (Animal, Chemical, Bio-ethics etc.) 3. Plagiarism check through software 4. Research Advisory Committee	QnM	5	4	20
3.4.2	Number of candidates registered for Ph.D. per teacher during 2021-22	QnM	5	0	0
3.4.3	Number of research papers per teacher in the Journals notified on UGC CARE List during 2021-22	QnM	5	4	20
3.4.4	Number of books and chapters in edited volumes published per teacher during 2021-22	QnM	5	3	15

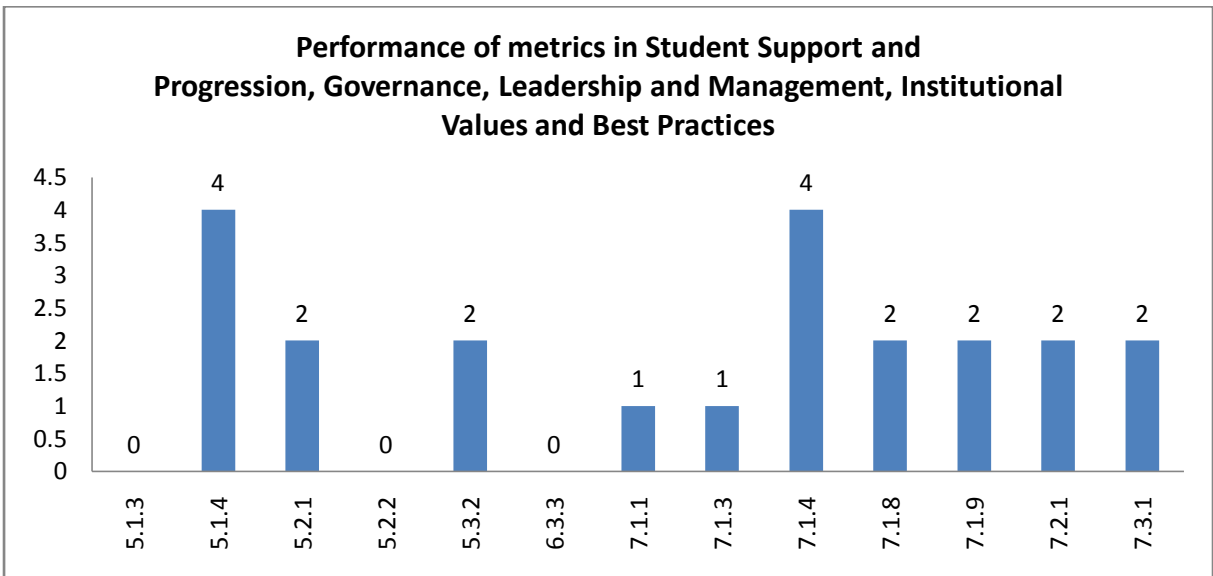
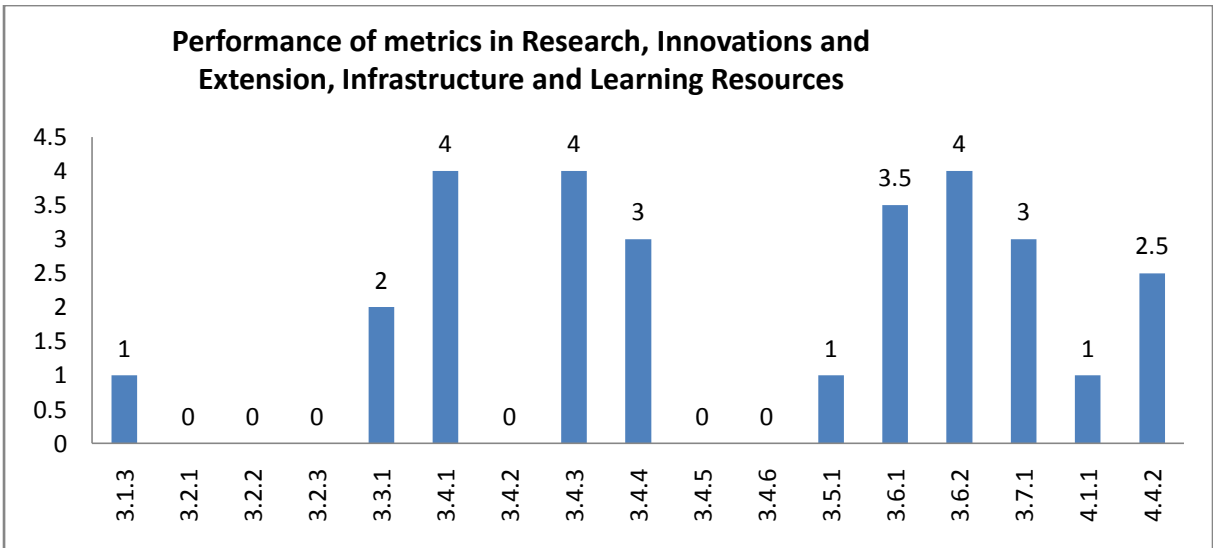
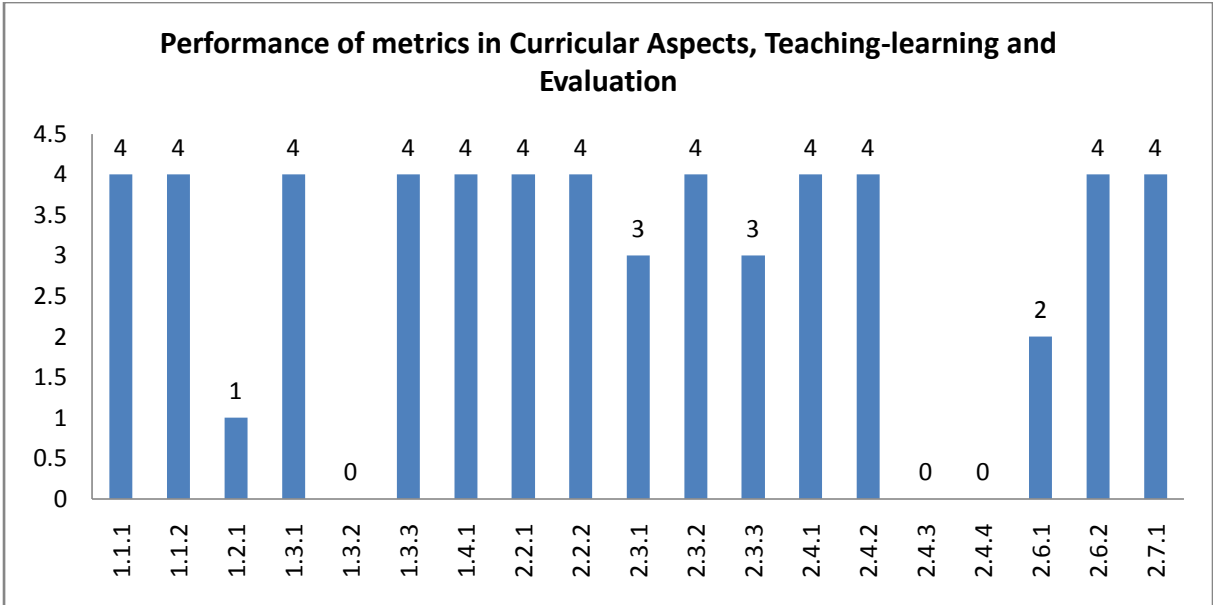
3.4.5	Bibliometrics of the publications during 2021-22 based on average citation index in Scopus/ Web of Science	QnM	5	0	0
3.4.6	Bibliometrics of the publications during 2021-22 based on Scopus/ Web of Science – h-index of the Department	QnM	5	0	0
<b>3.4</b>	<b>Research Publications and Awards</b>		30	1.83	55
<b>3.5</b>	<b>Consultancy</b>				
3.5.1	Revenue generated from consultancy and corporate training during 2021-22	QnM	5	1	5
<b>3.5</b>	<b>Consultancy</b>		5	1	5
<b>3.6</b>	<b>Extension Activities</b>				
3.6.1	What are the Extension activities in the neighborhood community in terms of impact and sensitizing students to social issues and holistic development and awards received during 2021-22?	QIM	30	3.5	105
3.6.2	Number of extension and outreach Programmes conducted by the institution through organized forums including NSS/NCC with involvement of community during 2021-22	QnM	20	4	80
<b>3.6</b>	<b>Extension Activities</b>		50	3.7	185
<b>3.7</b>	<b>Collaboration</b>				
3.7.1	Number of functional MoUs/linkages with institutions/ industries in India and abroad for internship, on-the-job training, project work, student / faculty exchange and collaborative research during 2021-22	QnM	20	3	<b>60</b>
<b>3.7</b>	<b>Collaboration</b>		20	3	60
<b>Criterion III – Research, Innovations and Extension</b>			128	2.59	331
<b>Criterion IV – Infrastructure and Learning Resources</b>					
<b>4.1</b>	<b>Physical Facilities</b>				
4.1.1	The institution has adequate facilities for a. teaching – learning, viz., classrooms, laboratories, computing equipment etc b. ICT – enabled facilities such as smart class, LMS etc. c. Facilities for Cultural and sports activities, yoga centre, games (indoor and outdoor), Gymnasium, auditorium etc.	QIM	20	1	20
<b>4.1</b>	<b>Physical Facilities</b>		20	1	20

<b>4.4</b>	<b>Maintenance of Campus Infrastructure</b>				
4.4.2	There are established systems and procedures for maintaining and utilizing physical and academic support facilities – laboratory, library, sports complex, computers, classrooms etc	QIM	10	2.5	25
<b>4.4</b>	<b>Maintenance of Campus Infrastructure</b>		10	2.5	25
<b>Criterion IV – Infrastructure and Learning Resources</b>			30	1.5	45
<b>Criterion V - Student Support and Progression</b>					
<b>5.1</b>	<b>Student Support</b>				
5.1.3	Number of capability enhancement and development schemes 1. Soft skills 2. Language and communication skills 3. Life skills (Yoga, physical fitness, health and hygiene) 4. Awareness of trends in technology (Opt one)	QnM	8	0	0
5.1.4	The institution adopts the following for redressal of student grievances including sexual harassment and ragging cases 1. Implementation of guidelines of statutory/regulatory bodies 2. Organisation wide awareness and undertakings on policies with zero tolerance 3. Mechanisms for submission of online/offline students' grievances 4. Timely redressal of the grievances through appropriate committees	QnM	5	4	20
<b>5.1</b>	<b>Student Support</b>		8	0	0
<b>5.2</b>	<b>Student Progression</b>				
5.2.1	Placement of outgoing students and students progressing to higher education during 2021-22	QnM	20	2	40
5.2.2	Students qualifying in state/ national/ international level examinations out of the graduated students during 2021-22 (eg: NET/ SLET/GATE/GMAT /CAT, GRE/TOFEL/Civil Services/State government examinations)	QnM	10	0	0
<b>5.2</b>	<b>Student Progression</b>		30	1.33	40
<b>5.3</b>	<b>Student Participation and Activities</b>				
5.3.2	Presence of an active Student Council & representation of students on academic & administrative bodies/committees	QIM	10	2	20
<b>5.3</b>	<b>Student Participation and Activities</b>		10	2	20
<b>Criterion V - Student Support and Progression</b>			48	1.25	60

	<b>Criterion VI – Governance, Leadership and Management</b>				
<b>6.3</b>	<b>Faculty Empowerment Strategies</b>				
6.3.3	Number of teachers undergoing online/ face-to-face Faculty Development Programmes (FDPs)/ Management Development Programmes (MDPs)	QnM	10	0	0
<b>6.3</b>	<b>Faculty Empowerment Strategies</b>		10	0	0
<b>Criterion VI – Governance, Leadership and Management</b>			10	0	0
	<b>Criterion VII – Institutional Values and Best Practices</b>				
<b>7.1</b>	<b>Institutional Values and Social Responsibilities</b>				
7.1.1	Number of gender equity promotion Programmes organized by the department/club/cell/ unit during 2021-22	QIM	5	1	5
7.1.3	Waste Management steps including: a) Solid waste management b) Liquid waste management c) Biomedical waste management d) E-waste management e) Waste recycling system f) Hazardous chemicals and radioactive waste management	QIM	4	1	4
7.1.4	Rain water harvesting structures and utilization : 1. Rain water harvesting 2. Borewell /Open well recharge 3. Construction of tanks and bunds 4. Waste water recycling 5. Maintenance of water bodies and distribution system in the campus	QnM	4	4	16
7.1.8	Institutional efforts/initiatives in providing an inclusive environment i.e., tolerance and harmony towards cultural, regional, linguistic, communal socioeconomic and other diversities	QIM	5	2	10
7.1.9	Sensitization of students and employees of the Institution to the constitutional obligations: values, rights, duties and responsibilities of citizens	QIM	4	2	8
<b>7.1</b>	<b>Institutional Values and Social Responsibilities</b>		22	1.95	43
<b>7.2</b>	<b>Best Practices</b>				
7.2.1	Describe any one best practice followed by the Department / Cell / Body / Committee / Club/Unit	QIM	30	2	60
<b>7.2</b>	<b>Best Practices</b>		30	2	60

<b>7.3</b>	<b>Institutional Distinctiveness</b>				
7.3.1	Describe/Explain the performance the Department in one area distinctive to its Vision, Priority & Thrust	QIM	20	2	40
<b>7.3</b>	<b>Institutional Distinctiveness</b>		20	2	40
<b>Criterion VII – Institutional Values and Best Practices</b>			72	1.99	143
	<b>Criteria-wise Assessment</b>		<b>Weight age (W)</b>	<b>Score</b>	<b>Wtd Grade Point (WGP)</b>
1	Curricular Aspects		150.00	2.73	410.00
2	Teaching, Learning & Evaluation		230.00	3.39	780.00
3	Research, Innovation & Extension		128.00	2.59	331.00
4	Infrastructure & Learning resources		30.00	1.50	45.00
5	Student Support & Progression		48.00	1.25	60.00
6	Governance, Leadership & Management		10.00	0.00	0.00
7	Institutional values & Best Practices		72.00	1.99	143.00
	<b>Overall:-</b>		668.00	2.65	1769.00





## Department : Microbiology

### Academic and Administrative Audit - 2021-2022

#### Strengths and Weaknesses

##### Strengths :

- Curriculum Design and Development
- Feedback System
- Catering to Student Diversity
- Student Satisfaction Survey
- Extension Activities
- Teaching - Learning Process
- Teacher Profile and Quality
- Collaboration

##### Weaknesses :

- Student Performance and Learning Outcomes
- Maintenance of Campus Infrastructure
- Curriculum Enrichment
- Innovation Ecosystem
- Student Participation and Activities
- Best Practices
- Institutional Distinctiveness
- Institutional Values and Social Responsibilities
- Research Publications and Awards
- Student Progression
- Academic Flexibility
- Promotion of Research and Facilities
- Consultancy
- Physical Facilities
- Resource Mobilization for Research
- Student Support
- Faculty Empowerment Strategies







**Scott Christian College (Autonomous)**  
Nagercoil – 629 003, Tamil Nadu, India



**INTERNAL QUALITY ASSURANCE CELL**

# **ACADEMIC & ADMINISTRATIVE AUDIT 2021-2022**

**DEPARTMENT OF  
VISUAL COMMUNICATION**

**GRADE**

**B**

**Score : 2.04/4**

**Department : Visual Communication**

**Academic and Administrative Audit - 2021-2022**

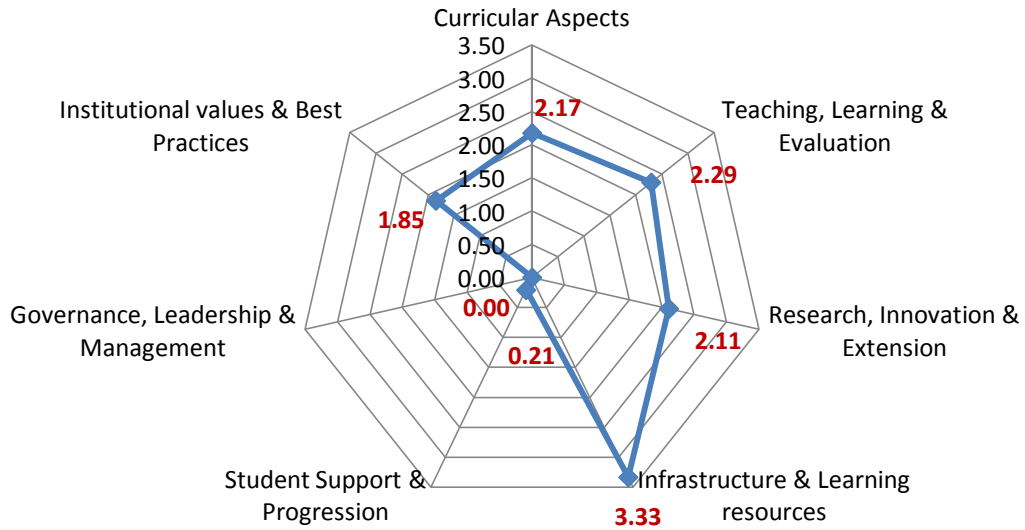
No	Criteria	Weightage (W1)	Criterian-wise Weighted Grade Point (CrWGP1)	Grade Point Averages (CrWGP <sub>i</sub> /W <sub>i</sub> )
1	Curricular Aspects	150.00	325.00	2.17
2	Teaching, Learning & Evaluation	230.00	527.50	2.29
3	Research, Innovation & Extension	128.00	270.00	2.11
4	Infrastructure & Learning resources	30.00	100.00	3.33
5	Student Support & Progression	48.00	10.00	0.21
6	Governance, Leadership & Management	10.00	0.00	0.00
7	Institutional values & Best Practices	72.00	133.00	1.85
	<b>Total</b>	<b>668.00</b>	<b>1365.50</b>	<b>2.04</b>
	<b>CGPA : 2.04</b>			

Dean IQAC

Principal

Department : Visual Communication

### Criteria wise Radar Graph (GPA)



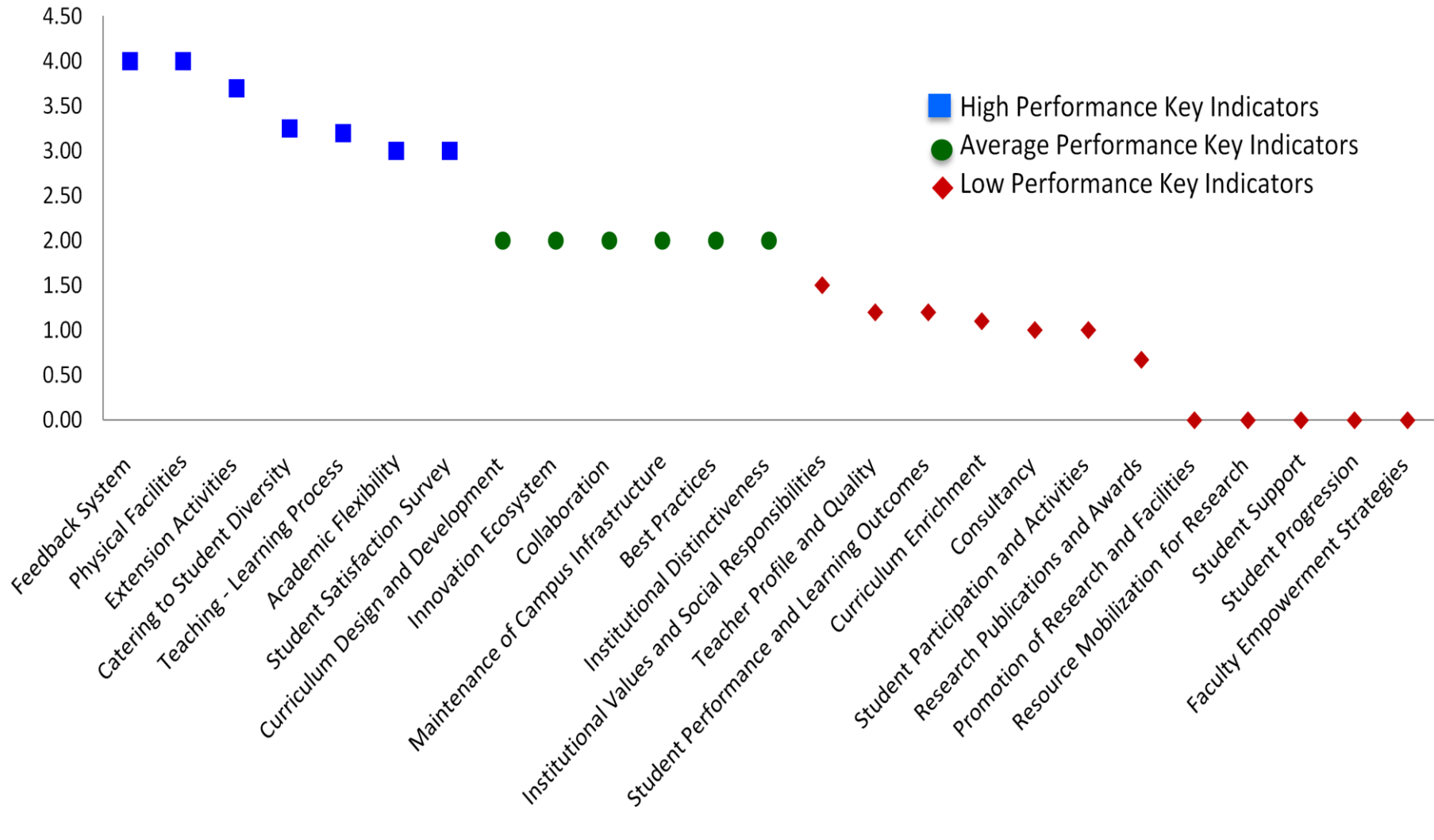
Department : Visual Communication

Academic and Administrative Audit - 2021-2022

No	Criteria and Key Indicators	Key Indicator Weightage (W <sub>i</sub> )	Key Indicator Wise Weighted Grade Points (KIWGP) <sub>i</sub>	Grade Point Averages (CrWGP <sub>i</sub> /W <sub>i</sub> )
<b>Criterion I – Curricular Aspects</b>				
1.1	Curriculum Design and Development	50	100.00	2.00
1.2	Academic Flexibility	30	90.00	3.00
1.3	Curriculum Enrichment	50	55.00	1.10
1.4	Feedback System	20	80.00	4.00
	<b>Total</b>	<b>150</b>	<b>325.00</b>	<b>2.17</b>
<b>Criterion II – Teaching-Learning and Evaluation</b>				
2.2	Catering to Student Diversity	30	97.50	3.25
2.3	Teaching - Learning Process	50	160.00	3.20
2.4	Teacher Profile and Quality	50	60.00	1.20
2.6	Student Performance and Learning Outcomes	50	60.00	1.20
2.7	Student Satisfaction Survey	50	150.00	3.00
	<b>Total</b>	<b>230</b>	<b>527.50</b>	<b>2.29</b>
<b>Criterion III – Research, Innovations and Extension</b>				
3.1	Promotion of Research and Facilities	6	0.00	0.00
3.2	Resource Mobilization for Research	7	0.00	0.00
3.3	Innovation Ecosystem	10	20.00	2.00
3.4	Research Publications and Awards	30	20.00	0.67
3.5	Consultancy	5	5.00	1.00

3.6	Extension Activities	50	185.00	3.70
3.7	Collaboration	20	40.00	2.00
	<b>Total</b>	<b>128</b>	<b>270.00</b>	<b>2.11</b>
<b>Criterion IV – Infrastructure and Learning Resources</b>				
4.1	Physical Facilities	20	80.00	4.00
4.4	Maintenance of Campus Infrastructure	10	20.00	2.00
	<b>Total</b>	<b>30</b>	<b>100.00</b>	<b>3.33</b>
<b>Criterion V - Student Support and Progression</b>				
5.1	Student Support	8	0.00	0.00
5.2	Student Progression	30	0.00	0.00
5.3	Student Participation and Activities	10	10.00	1.00
	<b>Total</b>	<b>48</b>	<b>10.00</b>	<b>0.21</b>
<b>Criterion VI – Governance, Leadership and Management</b>				
6.3	Faculty Empowerment Strategies	10	0.00	0.00
	<b>Total</b>	<b>10</b>	<b>0.00</b>	<b>0.00</b>
<b>Criterion VII – Institutional Values and Best Practices</b>				
7.1	Institutional Values and Social Responsibilities	22	33.00	1.50
7.2	Best Practices	30	60.00	2.00
7.3	Institutional Distinctiveness	20	40.00	2.00
	<b>Total</b>	<b>72</b>	<b>133.00</b>	<b>1.85</b>
	<b>Grand Total</b>	<b>668</b>	<b>1365.50</b>	<b>2.04</b>

### Values Comparison of Metrics in Key Indicators based on Performance (GPA)





Metric	Parameter	QIM/ QnM	Weight age	Score	Wtd. Score
	<b>Criterion I – Curricular Aspects</b>				
<b>1.1</b>	<b>Curriculum Design and Development</b>				
1.1.1	Curricula developed/adopted having Learning Outcomes including Programme Outcomes (Pos), Programme specific outcomes (PSOs) and Course Outcomes (COs) for all the UG, PG and M.Phil programmes offered by the Department and mapped them with syllabus properly.	QIM	20	2	40
1.1.2	List of programmes offered by the institution focus on employability/ entrepreneurship/ skill development and their course syllabi are adequately revised to incorporate contemporary requirements	QIM	30	2	60
<b>1.1</b>	<b>Curriculum Design and Development</b>		<b>50</b>	<b>2</b>	<b>100</b>
<b>1.2</b>	<b>Academic Flexibility</b>				
1.2.1	New courses introduced of the total number of courses across all programs offered during 2021-22.	QnM	30	3	90
<b>1.2</b>	<b>Academic Flexibility</b>		<b>30</b>	<b>3</b>	<b>90</b>
<b>1.3</b>	<b>Curriculum Enrichment</b>				
1.3.1	Institution integrates cross-cutting issues relevant to Professional Ethics, Gender, Human Values, Environment and Sustainability and other value framework enshrined in Sustainable Development Goals and National Education Policy – 2020 into the Curriculum	QIM	15	2	30
1.3.2	Number of certificate/value added courses/Diploma Programmes offered by the institutions and online courses of MOOCs, SWAYAM/e-PG Pathshala/ NPTEL and other recognized platforms where the students of the institution have enrolled and successfully completed during the last five years	QnM	25	1	25
1.3.3	Details of of programmes that have components of field projects / research projects / internships during 2021-22	QnM	10	0	0
<b>1.3</b>	<b>Curriculum Enrichment</b>		<b>50</b>	<b>1.1</b>	<b>55</b>

<b>1.4</b>	<b>Feedback System</b>				
1.4.1	Structured feedback for curriculum and its transaction is regularly obtained from stakeholders like Students, Teachers, Employers, Alumni, Academic peers etc., and Feedback processes of the institution may be classified as follows: A. Feedback collected, analysed, action taken & communicated to the relevant bodies and feedback hosted on the institutional website B. Feedback collected, analysed, action has been taken and communicated to the relevant bodies C. Feedback collected and analysed D. Feedback collected E. Feedback not collected	QnM	20	4	80
<b>1.4</b>	<b>Feedback System</b>		20	4	80
<b>Criterion I – Curricular Aspects</b>			150	2.17	325
<b>Criterion II – Teaching-Learning and Evaluation</b>					
<b>2.2</b>	<b>Catering to Student Diversity</b>				
2.2.1	The institution assesses the learning levels of the students, after admission and organises special programs for advanced learners and slow learners	QIM	15	<b>2.5</b>	37.5
2.2.2	Student - Full time teacher ratio(current year data)	QnM	15	4	60
<b>2.2</b>	<b>Catering to Student Diversity</b>		30	3.25	97.5
<b>2.3</b>	<b>Teaching - Learning Process</b>				
2.3.1	Student centric methods, such as experiential learning, participative learning and problem solving methodologies are used for enhancing learning experiences and teachers use ICT- enabled tools including online resources for effective teaching and learning process	QIM	30	3	90
2.3.2	Ratio of students to Mentor-Mentee Schemes to address academics and student-psychological issues	QIM	10	4	40
2.3.3	Preparation and adherence to Academic Calendar and Teaching plans by the institution	QIM	10	3	30
<b>2.3</b>	<b>Teaching - Learning Process</b>		50	3.2	160
<b>2.4</b>	<b>Teacher Profile and Quality</b>				
2.4.1	Full time teachers appointed against sanctioned posts during 2021-22	QnM	15	4	60
2.4.2	Full time teachers with Ph.D. /D.Sc. / D.Litt./ L.L.D during 2021-22	QnM	25	0	0



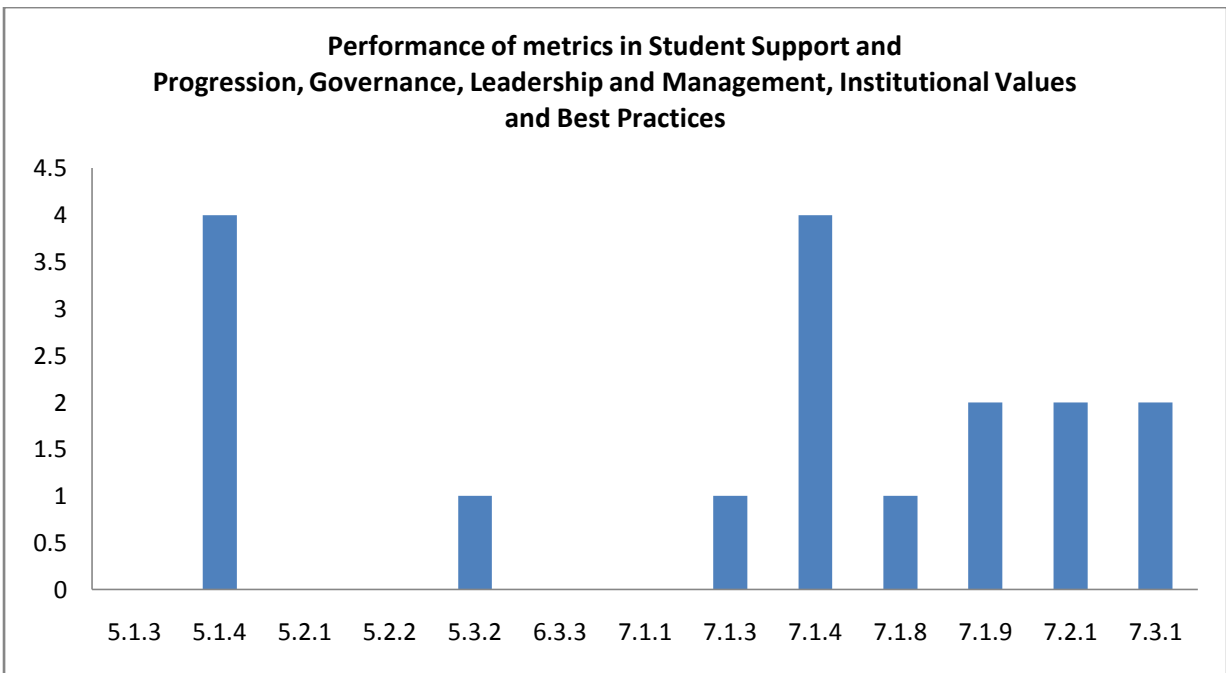
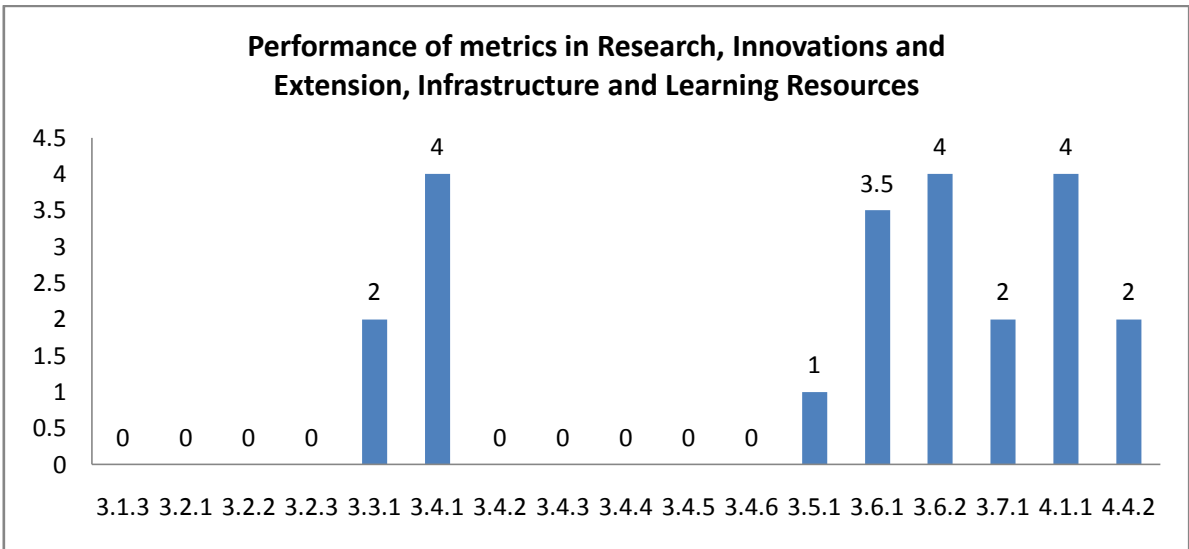
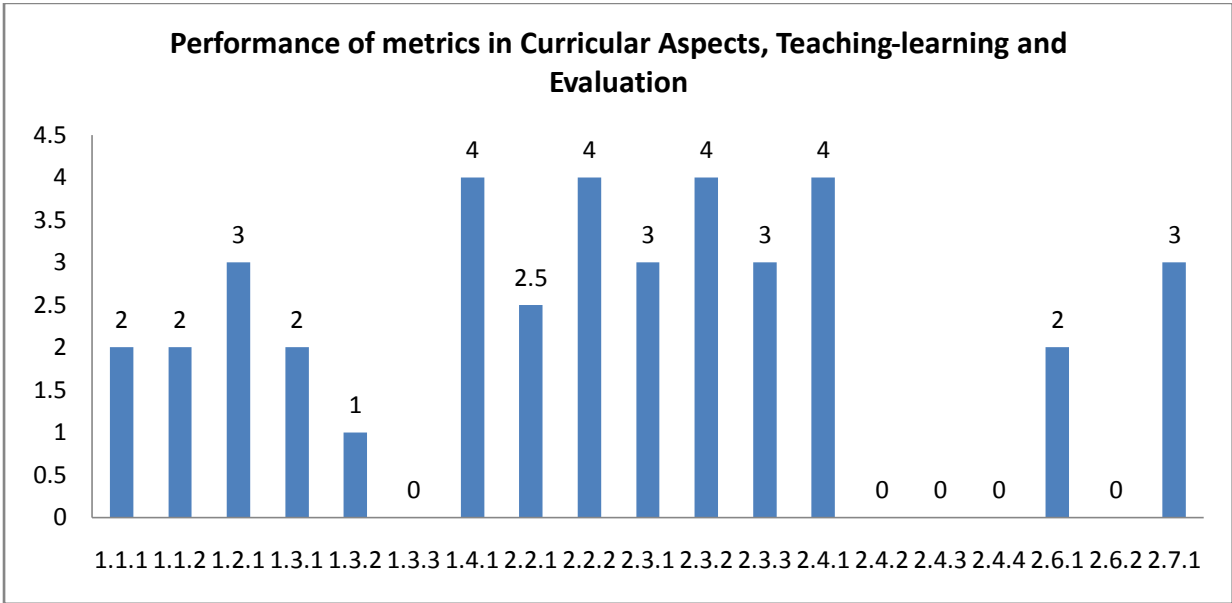
2.4.3	Teaching experience of full time teachers in same institution number of years (Data to be provided only for the latest completed academic year)	QnM	5	0	0
2.4.4	Full time teachers working in the institution throughout during 2021-22	QnM	5	0	0
<b>2.4</b>	<b>Teacher Profile and Quality</b>		50	1.2	60
<b>2.6</b>	<b>Student Performance and Learning Outcomes</b>				
2.6.1	learning outcomes (programme and course outcome)/graduate attributes which are integrated into the assessment process and widely publicized through the website and other documents and the attainment of the same are evaluated by the Department.	QIM	30	2	60
2.6.2	Passed out details of final year students (excluding backlog students)	QnM	20	0	0
<b>2.6</b>	<b>Student Performance and Learning Outcomes</b>		50	1.2	60
<b>2.7</b>	<b>Student Satisfaction Survey</b>				
2.7.1	Online student satisfaction survey (SSS) regarding to teaching learning process.	QnM	50	3	150
<b>2.7</b>	<b>Student Satisfaction Survey</b>		50	3	150
<b>Criterion II – Teaching-Learning and Evaluation</b>			230	2.29	527.5
<b>Criterion III – Research, Innovations and Extension</b>					
<b>3.1</b>	<b>Promotion of Research and Facilities</b>				
3.1.3	Number of teachers receiving national/ international fellowship/financial support by various agencies for advanced studies/research during 2021-22	QnM	6	0	0
<b>3.1</b>	<b>Promotion of Research and Facilities</b>		6	0	0
<b>3.2</b>	<b>Resource Mobilization for Research</b>				
3.2.1	Grants for research received by the institution and its faculties through Government and non-government sources such as industry, corporate houses, international bodies for research project, endowment research chairs during 2021-22	QnM	2	0	0
3.2.2	Number of teachers having research projects funded by government, non-government, industry, corporate houses, international bodies during the 2021-22	QnM	2	0	0
3.2.3	Teachers recognised as research guides as in the latest completed academic year	QnM	3	0	0
<b>3.2</b>	<b>Resource Mobilization for Research</b>		7	0	0

<b>3.3</b>	<b>Innovation Ecosystem</b>				
3.3.1	What are the innovation done by the Department / Club including Indian Knowledge System (IKS), including awareness about IPR, establishment of IPR cell, Incubation centre and other initiatives for the creation and transfer of knowledge/technology and the outcomes of the same are evident	QIM	10	2	20
<b>3.3</b>	<b>Innovation Ecosystem</b>		10	2	20
<b>3.4</b>	<b>Research Publications and Awards</b>				
3.4.1	The institution has a stated Code of Ethics to check malpractices and plagiarism in Research and the implementation of which is ensured through the following: 1. Inclusion of research ethics in the research methodology course work 2. Presence of institutional Ethics committee (Animal, Chemical, Bio-ethics etc.) 3. Plagiarism check through software 4. Research Advisory Committee	QnM	5	4	20
3.4.2	Number of candidates registered for Ph.D. per teacher during 2021-22	QnM	5	0	0
3.4.3	Number of research papers per teacher in the Journals notified on UGC CARE List during 2021-22	QnM	5	0	0
3.4.4	Number of books and chapters in edited volumes published per teacher during 2021-22	QnM	5	0	0
3.4.5	Bibliometrics of the publications during 2021-22 based on average citation index in Scopus/ Web of Science	QnM	5	0	0
3.4.6	Bibliometrics of the publications during 2021-22 based on Scopus/ Web of Science – h-index of the Department	QnM	5	0	0
<b>3.4</b>	<b>Research Publications and Awards</b>		30	0.67	20
<b>3.5</b>	<b>Consultancy</b>				
3.5.1	Revenue generated from consultancy and corporate training during 2021-22	QnM	5	1	5
<b>3.5</b>	<b>Consultancy</b>		5	1	5
<b>3.6</b>	<b>Extension Activities</b>				
3.6.1	What are the Extension activities in the neighborhood community in terms of impact and sensitizing students to social issues and holistic development and awards received during 2021-22?	QIM	30	3.5	105

3.6.2	Number of extension and outreach Programmes conducted by the institution through organized forums including NSS/NCC with involvement of community during 2021-22	QnM	20	4	80
<b>3.6</b>	<b>Extension Activities</b>		50	3.7	185
<b>3.7</b>	<b>Collaboration</b>				
3.7.1	Number of functional MoUs/linkages with institutions/ industries in India and abroad for internship, on-the-job training, project work, student / faculty exchange and collaborative research during 2021-22	QnM	20	2	<b>40</b>
<b>3.7</b>	<b>Collaboration</b>		20	2	40
<b>Criterion III – Research, Innovations and Extension</b>			128	2.11	270
<b>Criterion IV – Infrastructure and Learning Resources</b>					
<b>4.1</b>	<b>Physical Facilities</b>				
4.1.1	The institution has adequate facilities for a. teaching – learning, viz., classrooms, laboratories, computing equipment etc b. ICT – enabled facilities such as smart class, LMS etc. c. Facilities for Cultural and sports activities, yoga centre, games (indoor and outdoor), Gymnasium, auditorium etc.	QIM	20	4	80
<b>4.1</b>	<b>Physical Facilities</b>		20	4	80
<b>4.4</b>	<b>Maintenance of Campus Infrastructure</b>				
4.4.2	There are established systems and procedures for maintaining and utilizing physical and academic support facilities – laboratory, library, sports complex, computers, classrooms etc	QIM	10	2	20
<b>4.4</b>	<b>Maintenance of Campus Infrastructure</b>		10	2	20
<b>Criterion IV – Infrastructure and Learning Resources</b>			30	3.33	100
<b>Criterion V - Student Support and Progression</b>					
<b>5.1</b>	<b>Student Support</b>				
5.1.3	Number of capability enhancement and development schemes 1. Soft skills 2. Language and communication skills 3. Life skills (Yoga, physical fitness, health and hygiene) 4. Awareness of trends in technology (Opt one)	QnM	8	0	0

5.1.4	The institution adopts the following for redressal of student grievances including sexual harassment and ragging cases 1. Implementation of guidelines of statutory/regulatory bodies 2. Organisation wide awareness and undertakings on policies with zero tolerance 3. Mechanisms for submission of online/offline students' grievances 4. Timely redressal of the grievances through appropriate committees	QnM	5	4	20
<b>5.1</b>	<b>Student Support</b>		8	0	0
<b>5.2</b>	<b>Student Progression</b>				
5.2.1	Placement of outgoing students and students progressing to higher education during 2021-22	QnM	20	0	0
5.2.2	Students qualifying in state/ national/ international level examinations out of the graduated students during 2021-22 (eg: NET/ SLET/GATE/GMAT /CAT, GRE/TOFEL/Civil Services/State government examinations)	QnM	10	0	0
<b>5.2</b>	<b>Student Progression</b>		30	0	0
<b>5.3</b>	<b>Student Participation and Activities</b>				
5.3.2	Presence of an active Student Council & representation of students on academic & administrative bodies/committees	QIM	10	1	10
<b>5.3</b>	<b>Student Participation and Activities</b>		10	1	10
<b>Criterion V - Student Support and Progression</b>			48	0.21	10
<b>Criterion VI – Governance, Leadership and Management</b>					
<b>6.3</b>	<b>Faculty Empowerment Strategies</b>				
6.3.3	Number of teachers undergoing online/ face-to-face Faculty Development Programmes (FDPs)/ Management Development Programmes (MDPs)	QnM	10	0	0
<b>6.3</b>	<b>Faculty Empowerment Strategies</b>		10	0	0
<b>Criterion VI – Governance, Leadership and Management</b>			10	0	0
<b>Criterion VII – Institutional Values and Best Practices</b>					
<b>7.1</b>	<b>Institutional Values and Social Responsibilities</b>				
7.1.1	Number of gender equity promotion Programmes organized by the department/club/cell/ unit during 2021-22	QIM	5	0	0

7.1.3	Waste Management steps including: a) Solid waste management b) Liquid waste management c) Biomedical waste management d) E-waste management e) Waste recycling system f) Hazardous chemicals and radioactive waste management	QIM	4	1	4
7.1.4	Rain water harvesting structures and utilization : 1. Rain water harvesting 2. Borewell /Open well recharge 3. Construction of tanks and bunds 4. Waste water recycling 5. Maintenance of water bodies and distribution system in the campus	QnM	4	4	16
7.1.8	Institutional efforts/initiatives in providing an inclusive environment i.e., tolerance and harmony towards cultural, regional, linguistic, communal socioeconomic and other diversities	QIM	5	1	5
7.1.9	Sensitization of students and employees of the Institution to the constitutional obligations: values, rights, duties and responsibilities of citizens	QIM	4	2	8
<b>7.1</b>	<b>Institutional Values and Social Responsibilities</b>		22	1.5	33
<b>7.2</b>	<b>Best Practices</b>				
7.2.1	Describe any one best practice followed by the Department / Cell / Body / Committee / Club/Unit	QIM	30	2	60
<b>7.2</b>	<b>Best Practices</b>		30	2	60
<b>7.3</b>	<b>Institutional Distinctiveness</b>				
7.3.1	Describe/Explain the performance the Department in one area distinctive to its Vision, Priority & Thrust	QIM	20	2	40
<b>7.3</b>	<b>Institutional Distinctiveness</b>		20	2	40
<b>Criterion VII – Institutional Values and Best Practices</b>			72	1.85	133
	<b>Criteria-wise Assessment</b>		<b>Weight age (W)</b>	<b>Score</b>	<b>Wtd Grade Point (WGP)</b>
1	Curricular Aspects		150.00	2.17	325.00
2	Teaching, Learning & Evaluation		230.00	2.29	527.50
3	Research, Innovation & Extension		128.00	2.11	270.00
4	Infrastructure & Learning resources		30.00	3.33	100.00
5	Student Support & Progression		48.00	0.21	10.00
6	Governance, Leadership & Management		10.00	0.00	0.00
7	Institutional values & Best Practices		72.00	1.85	133.00
	<b>Overall:-</b>		668.00	2.04	1365.50



## Department : Visual Communication

### Academic and Administrative Audit - 2021-2022

#### Strengths and Weaknesses

##### **Strengths :**

- Feedback System
- Physical Facilities
- Extension Activities
- Catering to Student Diversity
- Teaching - Learning Process
- Academic Flexibility
- Student Satisfaction Survey

##### **Weaknesses :**

- Curriculum Design and Development
- Innovation Ecosystem
- Collaboration
- Maintenance of Campus Infrastructure
- Best Practices
- Institutional Distinctiveness
- Institutional Values and Social Responsibilities
- Teacher Profile and Quality
- Student Performance and Learning Outcomes
- Curriculum Enrichment
- Consultancy
- Student Participation and Activities
- Research Publications and Awards
- Promotion of Research and Facilities
- Resource Mobilization for Research
- Student Support
- Student Progression
- Faculty Empowerment Strategies



**Scott Christian College (Autonomous)**

Nagercoil – 629 003, Tamil Nadu, India

**INTERNAL QUALITY ASSURANCE CELL**



# **ACADEMIC & ADMINISTRATIVE AUDIT 2021-2022**

## **CONTROLLER OF EXAMINATIONS**

**GRADE**

**A**

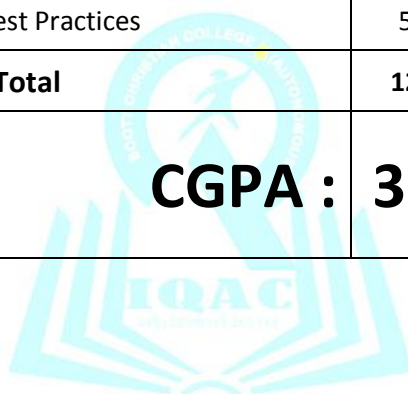
**Score : 3.19/4**



**Unit / Cell / Club: Controller of Examinations**

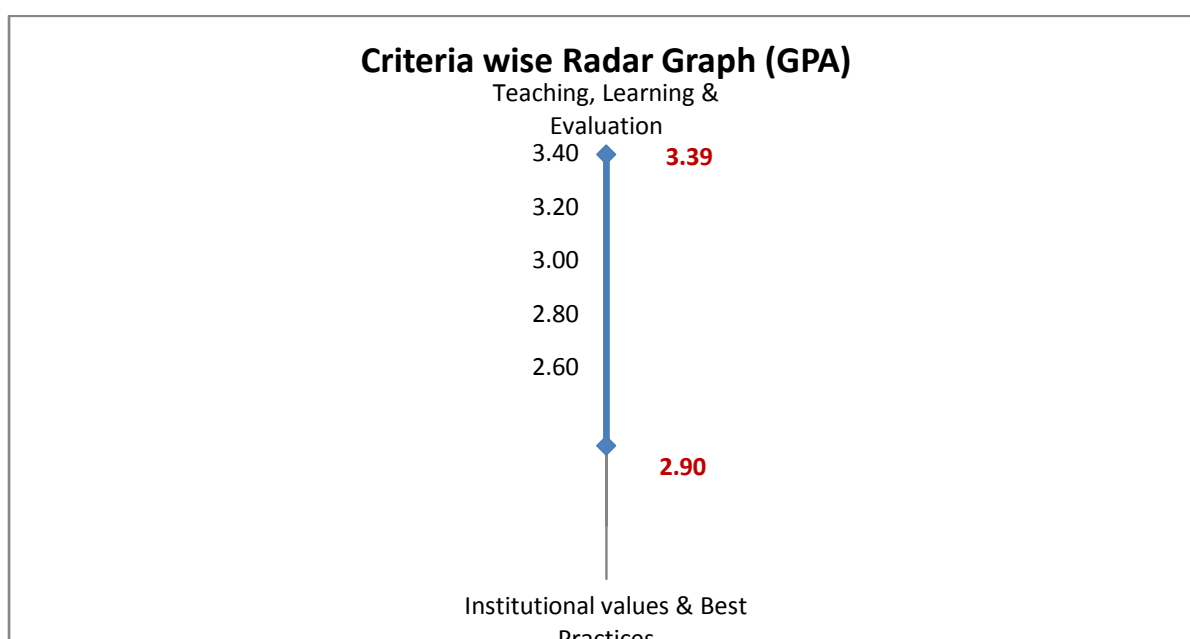
**Academic and Administrative Audit - 2021-2022**

No	Criteria	Weightage (W1)	Criterion-wise Weighted Grade Point (CrWGP1)	Grade Point Averages (CrWGP <sub>i</sub> /W <sub>i</sub> )
1	Curricular Aspects	-	-	-
2	Teaching, Learning & Evaluation	70.00	237.50	3.39
3	Research, Innovation & Extension	-	-	-
4	Infrastructure & Learning resources	-	-	-
5	Student Support & Progression	-	-	-
6	Governance, Leadership & Management	-	-	-
7	Institutional values & Best Practices	50.00	145.00	2.90
	<b>Total</b>	<b>120.00</b>	<b>382.50</b>	<b>3.19</b>
	<b>CGPA : 3.19</b>			



Dean IQAC

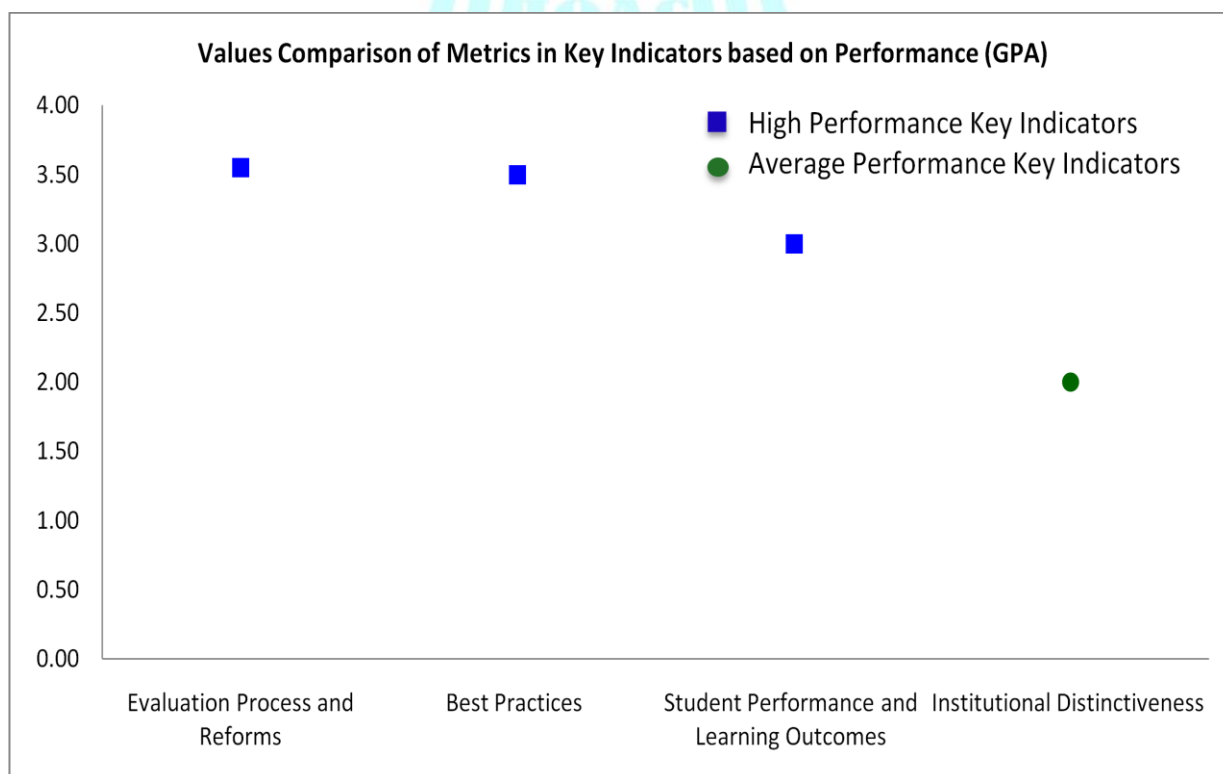
Principal



**Unit / Cell / Club: Controller of Examinations**

**Academic and Administrative Audit - 2021-2022**

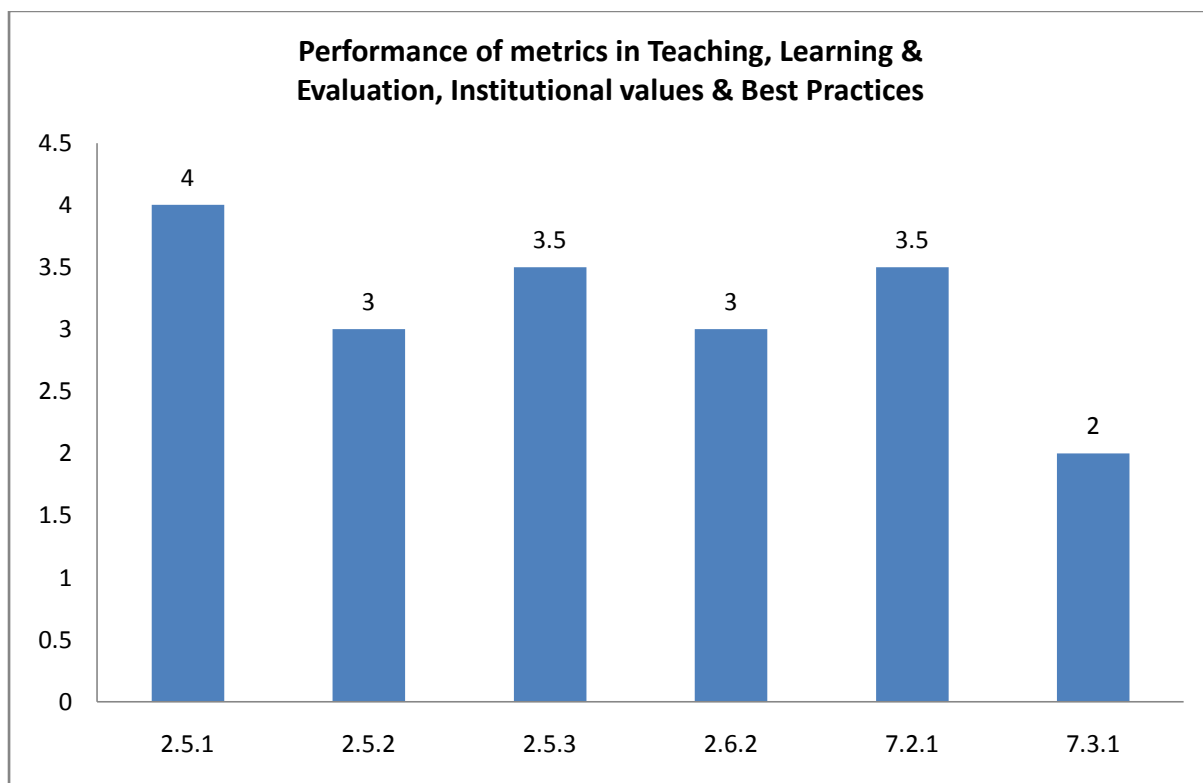
No	Criteria and Key Indicators	Key Indicator Weightage (W <sub>i</sub> )	Key Indicator Wise Weighted Grade Points (KIWGP) <sub>i</sub>	Grade Point Averages (CrWGPI/W <sub>i</sub> )
<b>Criterion II – Teaching-Learning and Evaluation</b>				
2.5	Evaluation Process and Reforms	50	177.50	3.55
2.6	Student Performance and Learning Outcomes	20	60.00	3.00
	<b>Total</b>	<b>70</b>	<b>237.50</b>	<b>3.39</b>
<b>Criterion VII – Institutional Values and Best Practices</b>				
7.2	Best Practices	30	105.00	3.50
7.3	Institutional Distinctiveness	20	40.00	2.00
	<b>Total</b>	<b>50</b>	<b>145.00</b>	<b>2.90</b>
	<b>Grand Total</b>	<b>120</b>	<b>382.50</b>	<b>3.19</b>





Metric	Parameter	QIM/ QnM	Weightage	Score	Wtd. Score
	<b>Criterion II – Teaching-Learning and Evaluation</b>				
<b>2.5</b>	<b>Evaluation Process and Reforms</b>				
2.5.1	Number of days from the date of last semester-end/ year- end examination till the declaration of results during 2021-2022	QnM	20	4	80
2.5.2	Student complaints/grievances about evaluation against total number appeared in the examinations	QnM	15	3	45
2.5.3	IT integration and reforms in the examination procedures and processes including Continuous Internal Assessment (CIA) /Formative Assessment have brought in considerable improvement in Examination Management System (EMS) of the Institution	QIM	15	3.5	52.5
<b>2.5</b>	<b>Evaluation Process and Reforms</b>				
			50	3.55	177.5
<b>2.6</b>	<b>Student Performance and Learning Outcomes</b>				
2.6.2	Passed out details of final year students (excluding backlog students)	QnM	20	3	60
<b>2.6</b>	<b>Student Performance and Learning Outcomes</b>				
			20	3	60
	<b>Criterion II – Teaching-Learning and Evaluation</b>				
			70	3.39	237.5
	<b>Criterion VII – Institutional Values and Best Practices</b>				
<b>7.2</b>	<b>Best Practices</b>				
7.2.1	Describe any one best practice followed by the Department / Cell / Body / Committee / Club/Unit	QIM	30	3.5	105
<b>7.2</b>	<b>Best Practices</b>				
			30	3.5	105
<b>7.3</b>	<b>Institutional Distinctiveness</b>				
7.3.1	Describe/Explain the performance the Department in one area distinctive to its Vision, Priority & Thrust	QIM	20	2	40
<b>7.3</b>	<b>Institutional Distinctiveness</b>				
			20	2	40
	<b>Criterion VII – Institutional Values and Best Practices</b>				
			50	2.9	145

	<b>Criteria-wise Assessment</b>		<b>Weight age (W)</b>	<b>Score</b>	<b>Wtd Grade Point (WGP)</b>
2	Teaching, Learning & Evaluation		70.00	3.39	237.50
7	Institutional values & Best Practices		50.00	2.90	145.00
	<b>Overall:-</b>		<b>120.00</b>	<b>3.19</b>	<b>382.50</b>



**Unit / Cell / Club: Controller of Examinations**  
**Academic and Administrative Audit - 2021-2022**  
**Strengths and Weaknesses**

**Strengths :**

- Evaluation Process and Reforms
- Best Practices
- Student Performance and Learning Outcomes

**Weaknesses :**

- Institutional Distinctiveness





**Scott Christian College (Autonomous)**  
Nagercoil – 629 003, Tamil Nadu, India

**INTERNAL QUALITY ASSURANCE CELL**



# **ACADEMIC & ADMINISTRATIVE AUDIT 2021-2022**

## **LIBRARY**

**GRADE**

**B**

**Score : 2.36/4**

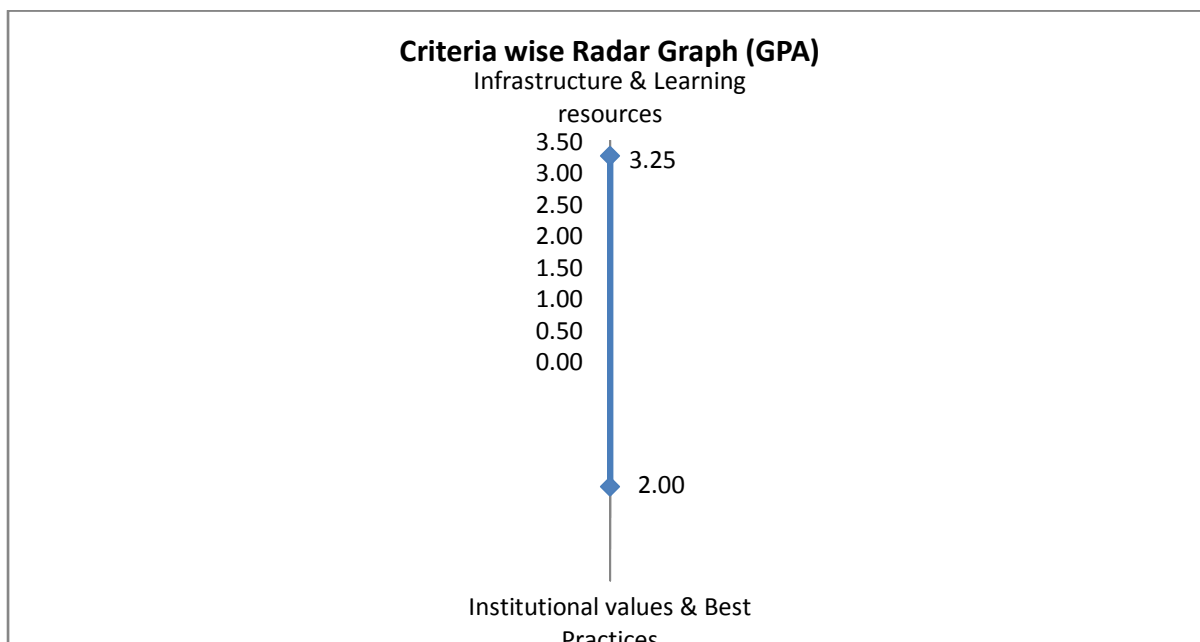
**Unit / Cell / Club: Library**

**Academic and Administrative Audit - 2021-2022**

No	Criteria	Weightage (W1)	Criterion-wise Weighted Grade Point (CrWGP1)	Grade Point Averages (CrWGP <sub>i</sub> /W <sub>i</sub> )
1	Curricular Aspects	-	-	-
2	Teaching, Learning & Evaluation	-	-	-
3	Research, Innovation & Extension	-	-	-
4	Infrastructure & Learning resources	20.00	65.00	3.25
5	Student Support & Progression	-	-	-
6	Governance, Leadership & Management	-	-	-
7	Institutional values & Best Practices	50.00	100.00	2.00
	<b>Total</b>	<b>70.00</b>	<b>165.00</b>	<b>2.36</b>
	<b>CGPA :</b>	<b>2.36</b>		

Dean IQAC

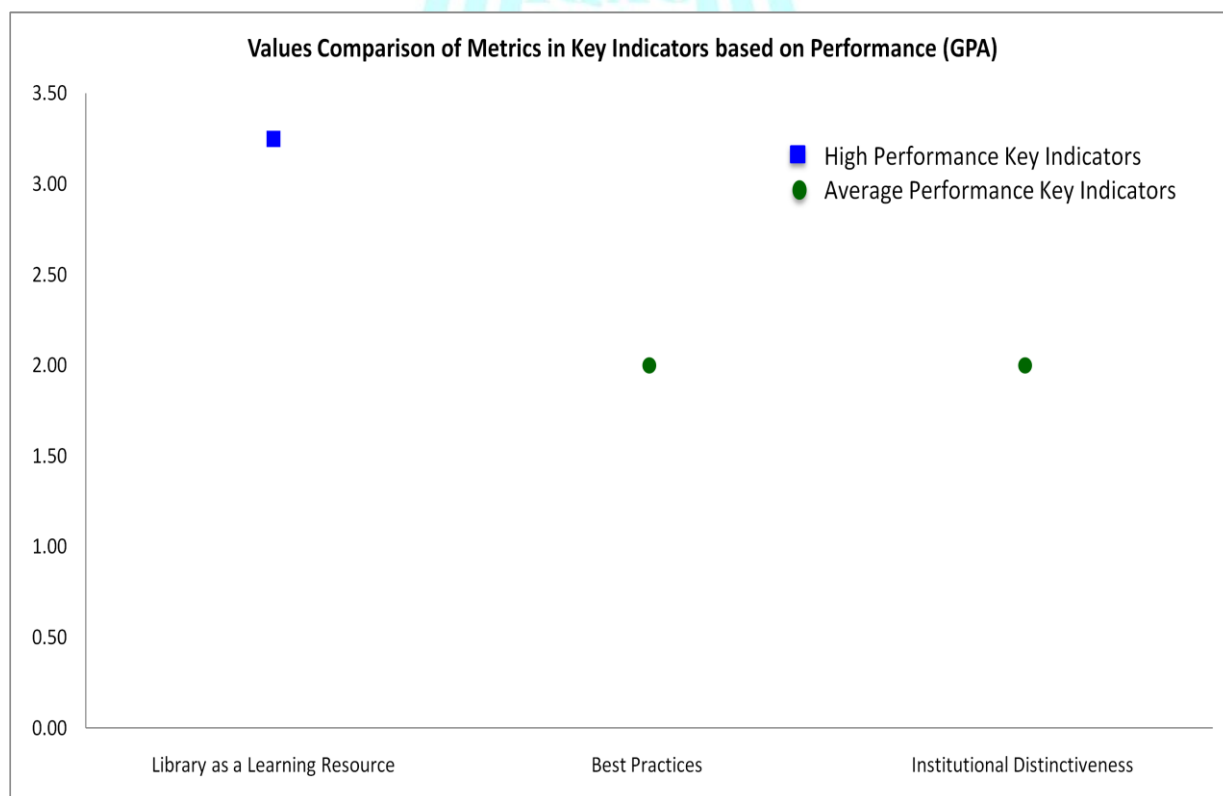
Principal



**Unit / Cell / Club: Library**

**Academic and Administrative Audit - 2021-2022**

No	Criteria and Key Indicators	Key Indicator Weightage (W <sub>i</sub> )	Key Indicator Wise Weighted Grade Points (KIWGP) <sub>i</sub>	Grade Point Averages (CrWGP <sub>i</sub> /W <sub>i</sub> )
<b>Criterion IV – Infrastructure and Learning Resources</b>				
4.2	Library as a Learning Resource	20	65.00	3.25
	<b>Total</b>	<b>20</b>	<b>65.00</b>	<b>3.25</b>
<b>Criterion VII – Institutional Values and Best Practices</b>				
7.2	Best Practices	30	60.00	2.00
7.3	Institutional Distinctiveness	20	40.00	2.00
	<b>Total</b>	<b>50</b>	<b>100.00</b>	<b>2.00</b>
	<b>Grand Total</b>	<b>70</b>	<b>165</b>	<b>2.36</b>



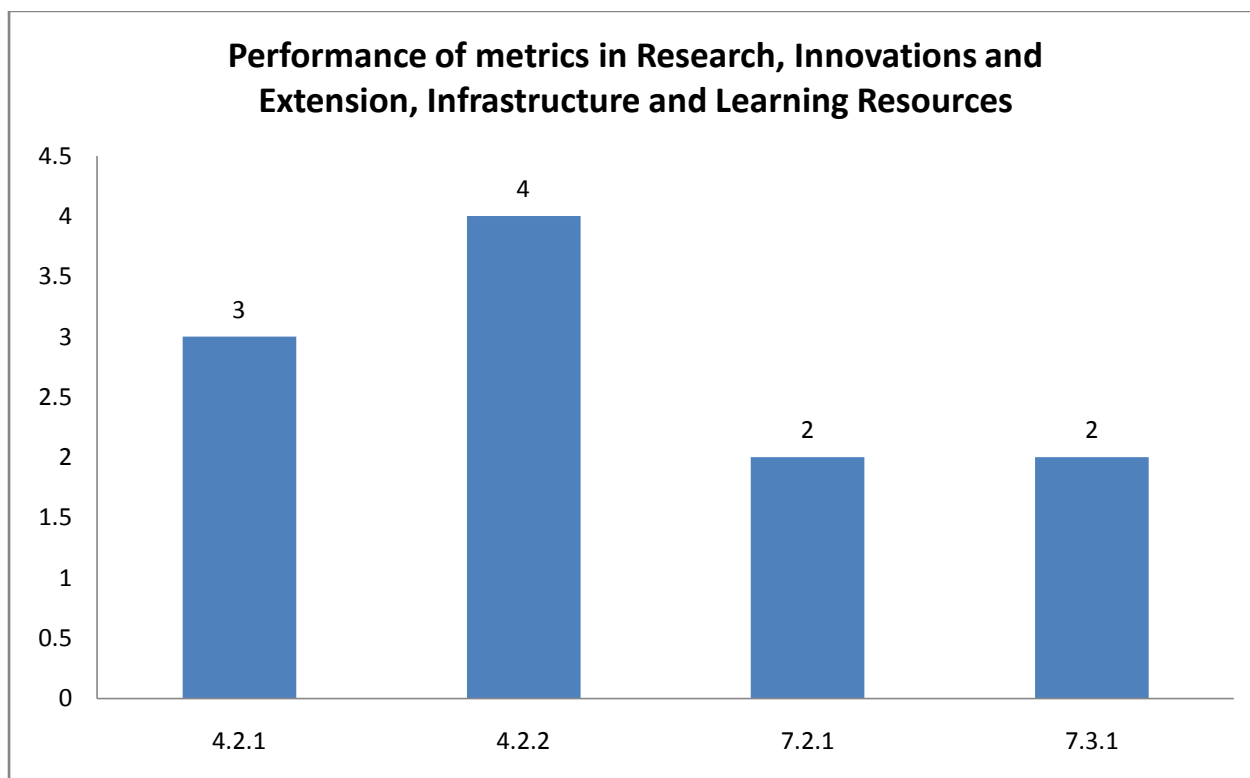




Qualitative & Quantitative Metrics

Metric	Parameter	QIM/ QnM	Weight age	Score	Wtd. Score
	<b>Criterion IV – Infrastructure and Learning Resources</b>				
<b>4.2</b>	<b>Library as a Learning Resource</b>				
4.2.1	Library is automated with digital facilities using Integrated Library Management System (ILMS), adequate subscriptions to e-resources and journals are made. The library is optimally used by the faculty and students	QIM	15	3	45
4.2.2	Percentage of expenditure for purchase of books/ e-books and subscription to journals/e-journals during 2021-22	QnM	5	4	20
<b>4.2</b>	<b>Library as a Learning Resource</b>		20	3.25	65
	<b>Criterion IV – Infrastructure and Learning Resources</b>		20	3.25	65
	<b>Criterion VII – Institutional Values and Best Practices</b>				
<b>7.2</b>	<b>Best Practices</b>				
7.2.1	Describe any one best practice followed by the Department / Cell / Body / Committee / Club/Unit	QIM	30	2	60
<b>7.2</b>	<b>Best Practices</b>		30	2	60
<b>7.3</b>	<b>Institutional Distinctiveness</b>				
7.3.1	Describe/Explain the performance the Department in one area distinctive to its Vision, Priority & Thrust	QIM	20	2	40
<b>7.3</b>	<b>Institutional Distinctiveness</b>		20	2	40
	<b>Criterion VII – Institutional Values and Best Practices</b>		50	2	100

	<b>Criteria-wise Assessment</b>		<b>Weight age (W)</b>	<b>Score</b>	<b>Wtd Grade Point (WGP)</b>
4	Infrastructure & Learning resources		20.00	3.25	65.00
7	Institutional values & Best Practices		50.00	2.00	100.00
	<b>Overall:-</b>		<b>70.00</b>	<b>2.36</b>	<b>165.00</b>



## Unit / Cell / Club: Library

### Academic and Administrative Audit - 2021-2022

#### Strengths and Weaknesses

##### **Strengths :**

- Library as a Learning Resources

##### **Weaknesses :**

- Best Practices
- Institutional Distinctiveness





**Scott Christian College (Autonomous)**  
Nagercoil – 629 003, Tamil Nadu, India




**INTERNAL QUALITY ASSURANCE CELL**

# **ACADEMIC & ADMINISTRATIVE AUDIT 2021-2022**

## **IQAC**

**GRADE**



**Score : 3.42/4**

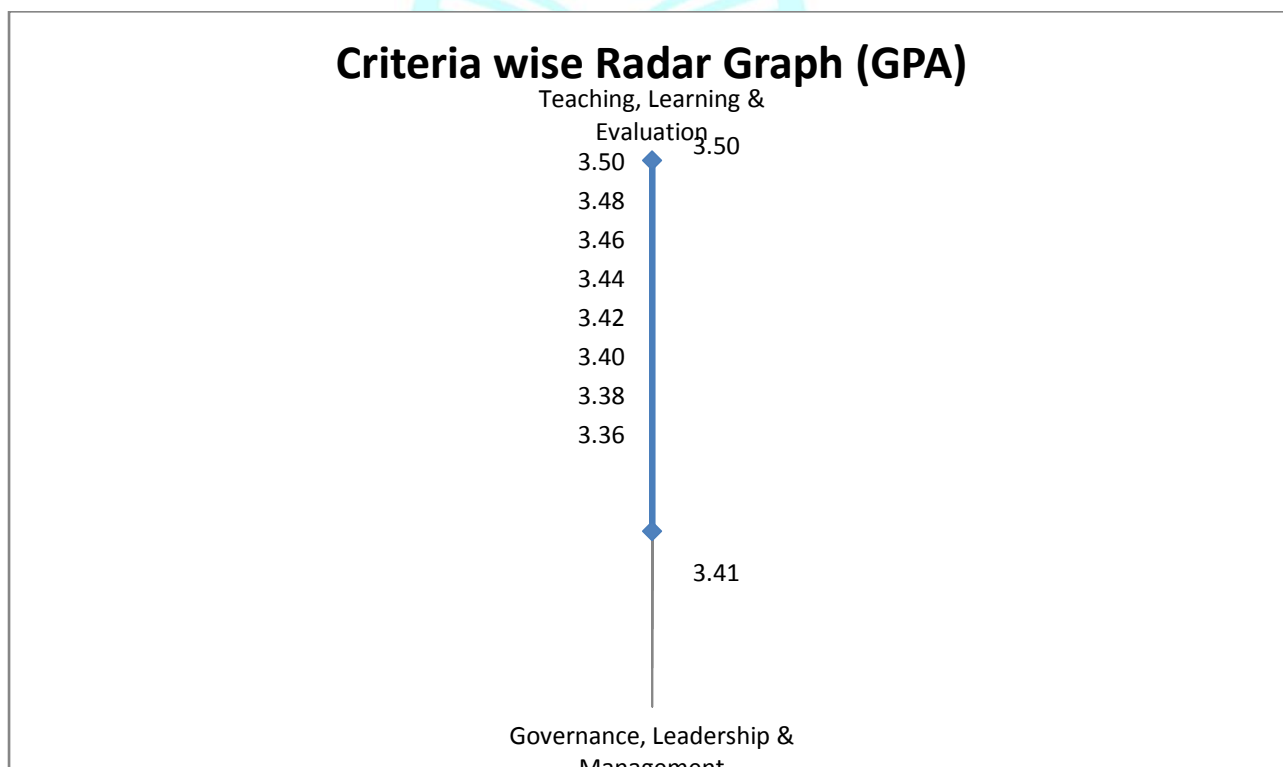
Unit / Cell / Club: IQAC

Academic and Administrative Audit - 2021-2022

No	Criteria	Weightage (W1)	Criterion-wise Weighted Grade Point (CrWGP1)	Grade Point Averages (CrWGP <sub>i</sub> /W <sub>i</sub> )
1	Curricular Aspects	-	-	-
2	Teaching, Learning & Evaluation	10.00	35.00	3.50
3	Research, Innovation & Extension	-	-	-
4	Infrastructure & Learning resources	-	-	-
5	Student Support & Progression	-	-	-
6	Governance, Leadership & Management	61.00	208.00	3.41
7	Institutional values & Best Practices	-	-	-
	<b>Total</b>	<b>71.00</b>	<b>243.00</b>	<b>3.42</b>
	<b>CGPA :</b>	<b>3.42</b>		

Dean IQAC

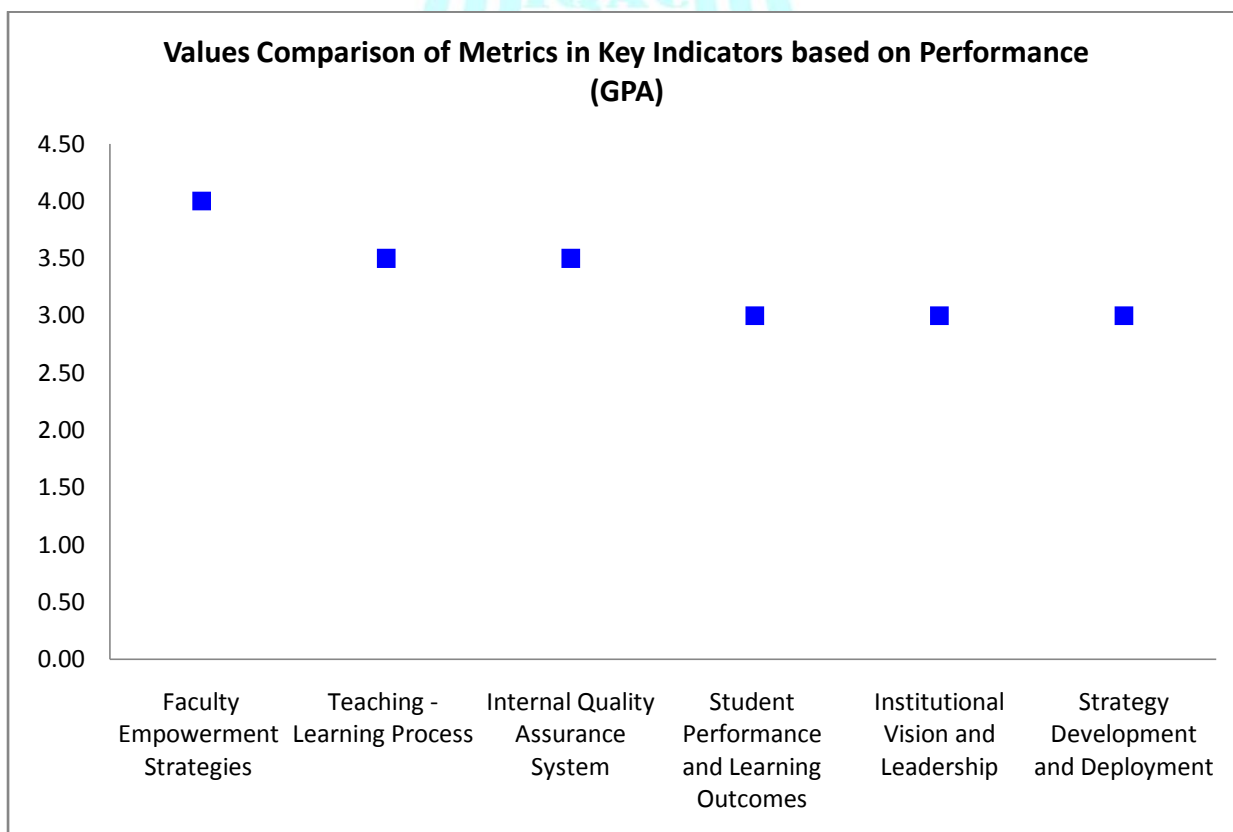
Principal



**Unit / Cell / Club: IQAC**

**Academic and Administrative Audit - 2021-2022**

No	Criteria and Key Indicators	Key Indicator Weightage (W <sub>i</sub> )	Key Indicator Wise Weighted Grade Points (KIWGP) <sub>i</sub>	Grade Point Averages (CrWGPI/W <sub>i</sub> )
<b>Criterion II – Teaching-Learning and Evaluation</b>				
2.3	Teaching - Learning Process	10	35.00	3.50
2.6	Student Performance and Learning Outcomes	30	90.00	3.00
	<b>Total</b>	<b>10</b>	<b>35.00</b>	<b>3.50</b>
<b>Criterion VI – Governance, Leadership and Management</b>				
6.1	Institutional Vision and Leadership	15	45.00	3.00
6.2	Strategy Development and Deployment	6	18.00	3.00
6.3	Faculty Empowerment Strategies	10	40.00	4.00
6.5	Internal Quality Assurance System	30	105.00	3.50
	<b>Total</b>	<b>61</b>	<b>208.00</b>	<b>3.41</b>
	<b>Grand Total</b>	<b>71</b>	<b>243.00</b>	<b>3.42</b>





## Scott Christian College (Autonomous), Nagercoil

AAA 2021-2022 - Assessment Sheet

IQAC

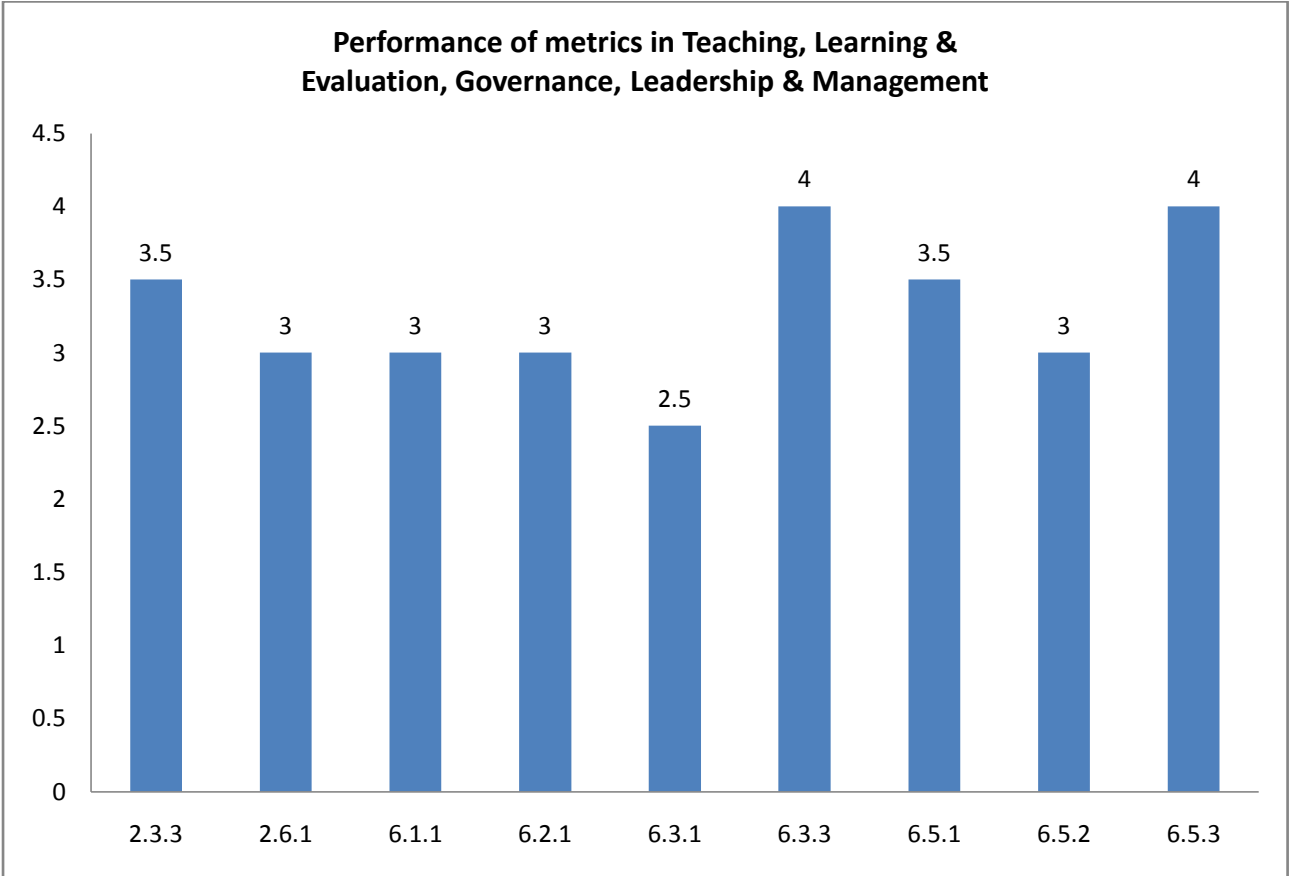
### Qualitative & Quantitative Metrics



Metric	Parameter	QIM/ QnM	Weight age	Score	Wtd. Score
	<b>Criterion II – Teaching-Learning and Evaluation</b>				
<b>2.3</b>	<b>Teaching - Learning Process</b>				
2.3.3	Preparation and adherence to Academic Calendar and Teaching plans by the institution	QIM	10	3.5	35
<b>2.3</b>	<b>Teaching - Learning Process</b>		10	3.5	35
<b>2.6</b>	<b>Student Performance and Learning Outcomes</b>				
2.6.1	learning outcomes (programme and course outcome)/graduate attributes which are integrated into the assessment process and widely publicized through the website and other documents and the attainment of the same are evaluated by the Department.	QIM	30	3	90
<b>2.6</b>	<b>Student Performance and Learning Outcomes</b>		30	3	90
	<b>Criterion II – Teaching-Learning and Evaluation</b>		10	3.5	35
	<b>Criterion VI – Governance, Leadership and Management</b>				
<b>6.1</b>	<b>Institutional Vision and Leadership</b>				
6.1.1	The institutional governance and leadership are in accordance with the vision and mission of the Institution and it is visible in various institutional practices such as NEP implementation, sustained institutional growth, decentralization, participation in the institutional governance and in their short term and long term Institutional Perspective Plan.	QIM	15	3	45
<b>6.1</b>	<b>Institutional Vision and Leadership</b>		15	3	45
<b>6.2</b>	<b>Strategy Development and Deployment</b>				
6.2.1	The institutional perspective plan is effectively deployed and functioning of the institutional bodies are effective and efficient as visible from policies, administrative setup, appointment, service rules, and procedures, etc.	QIM	6	3	18
<b>6.2</b>	<b>Strategy Development and Deployment</b>		6	3	18

<b>6.3</b>	<b>Faculty Empowerment Strategies</b>				
6.3.1	The institution has performance appraisal system, effective welfare measures for teaching and non-teaching staff and avenues for career development/progression	QIM	5	<b>2.5</b>	12.5
6.3.3	Number of teachers undergoing online/ face-to-face Faculty Development Programmes (FDPs)/ Management Development Programmes (MDPs)	QnM	10	4	40
<b>6.3</b>	<b>Faculty Empowerment Strategies</b>		10	4	40
<b>6.5</b>	<b>Internal Quality Assurance System</b>				
6.5.1	Internal Quality Assurance Cell (IQAC)/ Internal Quality Assurance System (IQAS) has contributed significantly for institutionalizing the quality assurance strategies and processes, by constantly reviewing the teaching-learning process, structures & methodologies of operations and learning outcomes, at periodic intervals	QIM	10	3.5	<b>35</b>
6.5.2	The institution reviews its teaching learning process, structures & methodologies of operations and learning outcomes at periodic intervals through IQAC set up as per norms	QIM	10	3	<b>30</b>
6.5.3	Institution has adopted the following for Quality assurance: 1. Academic and Administrative Audit (AAA) and follow up action taken 2.Conferences, Seminars, Workshops on quality conducted 3. Collaborative quality initiatives with other institution(s) 4.Orientation programme on quality issues for teachers and students 5. Participation in NIRF and other recognized ranking like Shanghai Ranking, QS Ranking Times Ranking etc 6.Any other quality audit recognized by state, national or international agencies	QnM	10	4	<b>40</b>
<b>6.5</b>	<b>Internal Quality Assurance System</b>		30	3.5	105
<b>Criterion VI – Governance, Leadership and Management</b>			61	3.41	208
	<b>Criteria-wise Assessment</b>		<b>Weight age (W)</b>	<b>Score</b>	<b>Wtd Grade Point (WGP)</b>
2	Teaching, Learning & Evaluation		10.00	3.50	35.00
6	Governance, Leadership & Management		61.00	3.41	208.00
	<b>Overall:-</b>		<b>71.00</b>	<b>3.42</b>	<b>243.00</b>





**Unit / Cell / Club: IQAC**

**Academic and Administrative Audit - 2021-2022**

**Strengths and Weaknesses**

**Strengths :**

- Faculty Empowerment Strategies
- Teaching - Learning Process
- Internal Quality Assurance System
- Student Performance and Learning Outcomes
- Institutional Vision and Leadership
- Strategy Development and Deployment

**Weaknesses : Nil**





**Scott Christian College (Autonomous)**  
Nagercoil – 629 003, Tamil Nadu, India



**INTERNAL QUALITY ASSURANCE CELL**

# **ACADEMIC & ADMINISTRATIVE AUDIT 2021-2022**

## **DEAN –ARTS**

**GRADE**



**Score : 3.04/4**

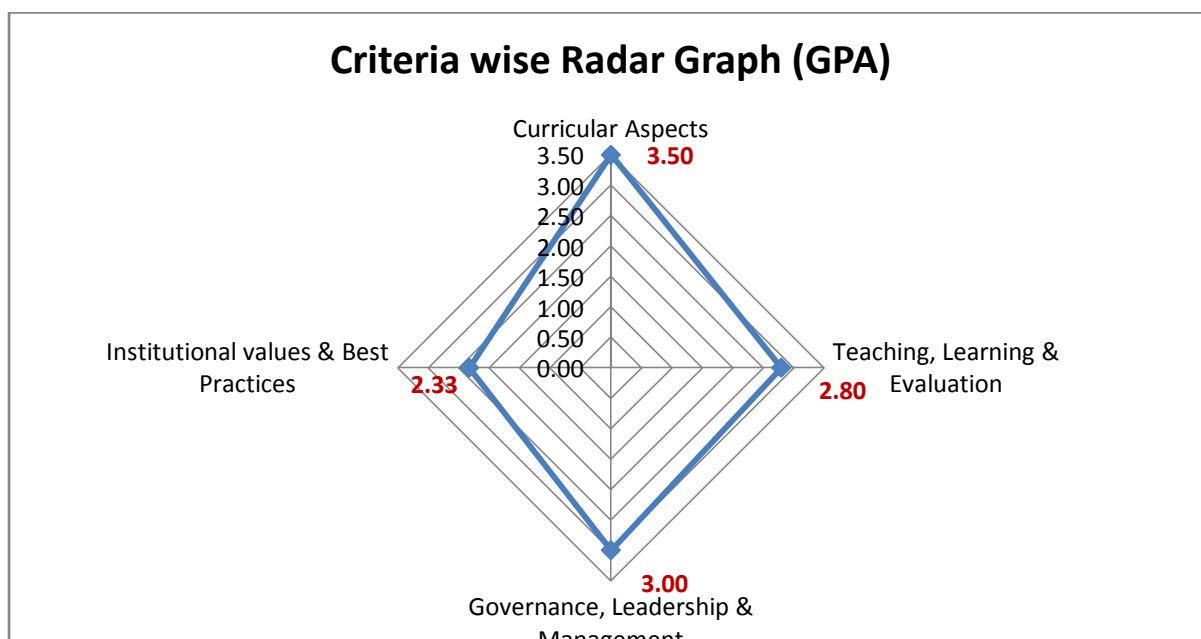
**Unit / Cell / Club: Dean Arts**

**Academic and Administrative Audit - 2021-2022**

No	Criteria	Weightage (W1)	Criterion-wise Weighted Grade Point (CrWGP1)	Grade Point Averages (CrWGP <sub>i</sub> /W <sub>i</sub> )
1	Curricular Aspects	130.00	455.00	3.50
2	Teaching, Learning & Evaluation	75.00	210.00	2.80
3	Research, Innovation & Extension	-	-	-
4	Infrastructure & Learning resources	-	-	-
5	Student Support & Progression	-	-	-
6	Governance, Leadership & Management	10.00	30.00	3.00
7	Institutional values & Best Practices	60.00	140.00	2.33
	<b>Total</b>	<b>275.00</b>	<b>835.00</b>	<b>3.04</b>
	<b>CGPA : 3.04</b>			

Dean IQAC

Principal

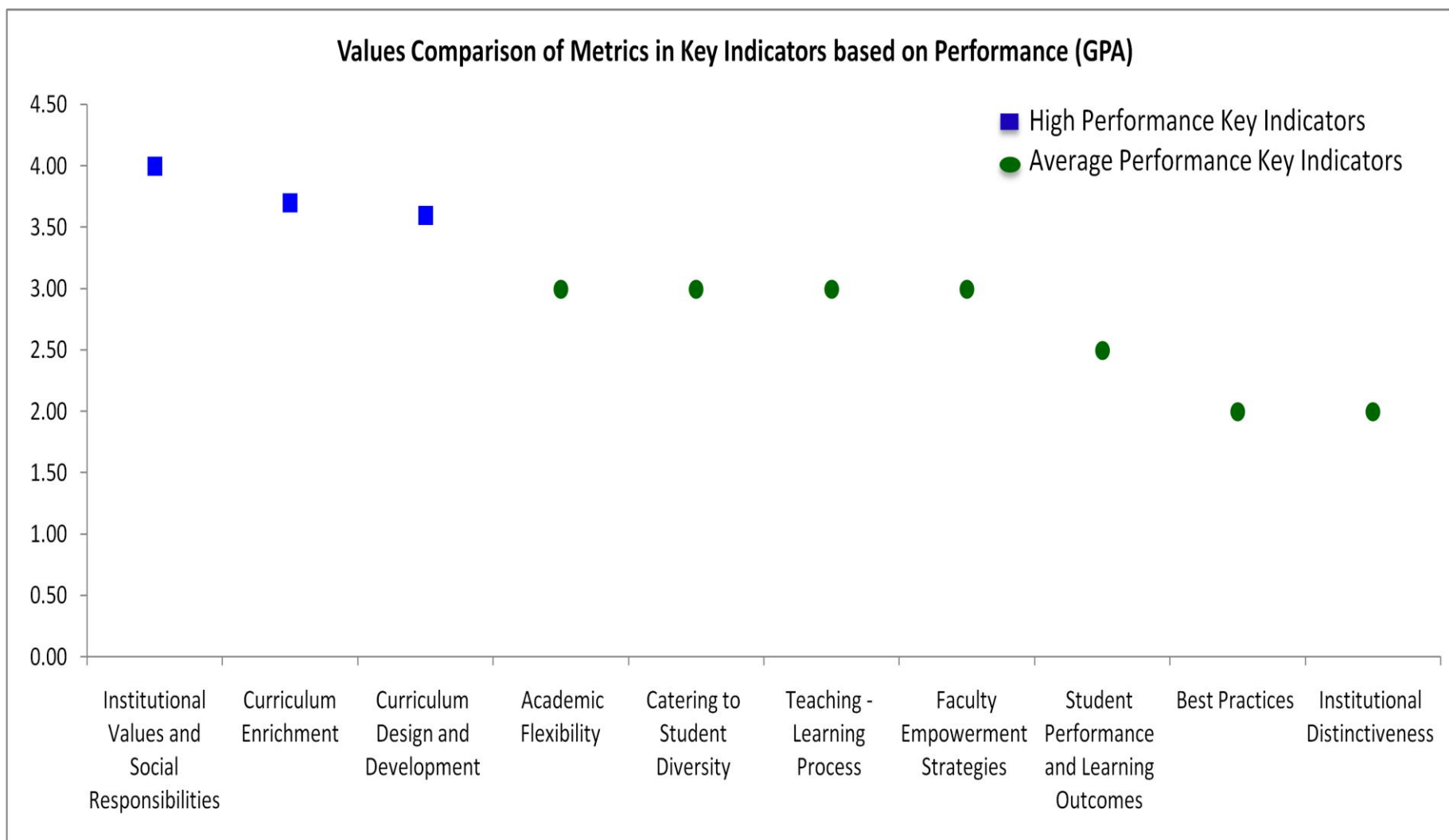


**Unit / Cell / Club: Dean Arts**

**Academic and Administrative Audit - 2021-2022**

No	Criteria and Key Indicators	Key Indicator Weightage (W <sub>i</sub> )	Key Indicator Wise Weighted Grade Points (KIWGP) <sub>i</sub>	Grade Point Averages (CrWGP <sub>i</sub> /W <sub>i</sub> )
<b>Criterion I – Curricular Aspects</b>				
1.1	Curriculum Design and Development	50	180.00	3.60
1.2	Academic Flexibility	30	90.00	3.00
1.3	Curriculum Enrichment	50	185.00	3.70
	<b>Total</b>	<b>130</b>	<b>455.00</b>	<b>3.50</b>
<b>Criterion II – Teaching-Learning and Evaluation</b>				
2.2	Catering to Student Diversity	15	45.00	3.00
2.3	Teaching - Learning Process	30	90.00	3.00
2.6	Student Performance and Learning Outcomes	30	75.00	2.50
	<b>Total</b>	<b>75</b>	<b>210.00</b>	<b>2.80</b>
<b>Criterion VI – Governance, Leadership and Management</b>				
6.3	Faculty Empowerment Strategies	10	30.00	3.00
	<b>Total</b>	<b>10</b>	<b>30.00</b>	<b>3.00</b>
<b>Criterion VII – Institutional Values and Best Practices</b>				
7.1	Institutional Values and Social Responsibilities	10	40.00	4.00
7.2	Best Practices	30	60.00	2.00
7.3	Institutional Distinctiveness	20	40.00	2.00
	<b>Total</b>	<b>60</b>	<b>140.00</b>	<b>2.33</b>
	<b>Grand Total</b>	<b>275</b>	<b>835.00</b>	<b>3.04</b>

**Values Comparison of Metrics in Key Indicators based on Performance (GPA)**





## Scott Christian College (Autonomous), Nagercoil



AAA 2021-2022 - Assessment Sheet

Dean Arts

### Qualitative & Quantitative Metrics

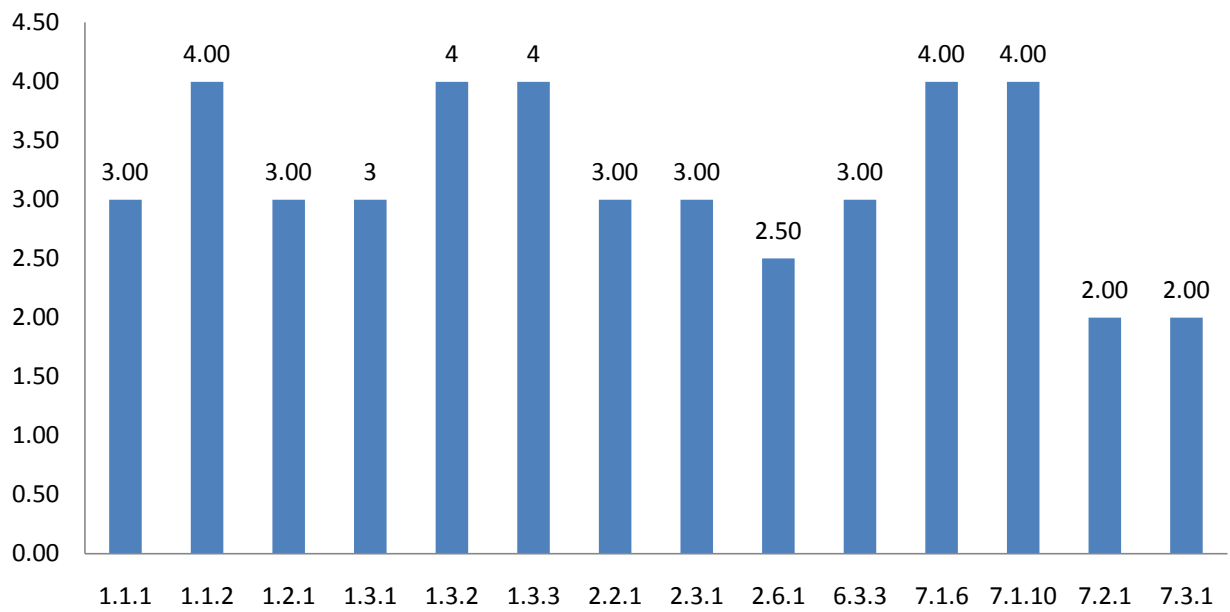
Metric	Parameter	QIM/ QnM	Weight age	Score	Wtd. Score
	<b>Criterion I – Curricular Aspects</b>				
<b>1.1</b>	<b>Curriculum Design and Development</b>				
1.1.1	Curricula developed and implemented have relevance to the local, regional, national, and global developmental needs, which is reflected in the Programme outcomes (POs) and Course Outcomes(COs) of the Programmes offered by the institution	QIM	20	3.00	60
1.1.2	List of programmes offered by the institution focus on employability/ entrepreneurship/ skill development and their course syllabi are adequately revised to incorporate contemporary requirements	QnM	30	4.00	120
<b>1.1</b>	<b>Curriculum Design and Development</b>		50	3.60	180
<b>1.2</b>	<b>Academic Flexibility</b>				
1.2.1	New courses introduced of the total number of courses across all programs offered during 2021-2022.	QnM	30	3.00	90
<b>1.2</b>	<b>Academic Flexibility</b>		30	3.00	90
<b>1.3</b>	<b>Curriculum Enrichment</b>				
1.3.1	Institution integrates cross-cutting issues relevant to Professional Ethics, Gender, Human Values, Environment and Sustainability and other value framework enshrined in Sustainable Development Goals and National Education Policy – 2020 into the Curriculum	QIM	15	3	45
1.3.2	Number of certificate/value added courses/Diploma Programmes offered by the institutions and online courses of MOOCs, SWAYAM/e-PG Pathshala/ NPTEL and other recognized platforms where the students of the institution have enrolled and successfully completed during the 2021-22	QnM	25	4	100

1.3.3	Details of of programmes that have components of field projects / research projects / internships during 2021-22	QnM	10	4	40
<b>1.3</b>	<b>Curriculum Enrichment</b>		50	3.70	185
<b>Criterion I – Curricular Aspects</b>			130	3.50	455
<b>Criterion II – Teaching-Learning and Evaluation</b>					
<b>2.2</b>	<b>Catering to Student Diversity</b>				
2.2.1	The institution assesses the learning levels of the students, and organises special programs to cater to differential learning needs of the student	QIM	15	3.00	45
<b>2.2</b>	<b>Catering to Student Diversity</b>		15	3.00	45
<b>2.3</b>	<b>Teaching - Learning Process</b>				
2.3.1	Student centric methods, such as experiential learning, participative learning and problem solving methodologies are used for enhancing learning experiences and teachers use ICT- enabled tools including online resources for effective teaching and learning process	QIM	30	3.00	90
<b>2.3</b>	<b>Teaching - Learning Process</b>		30	3.00	90
<b>2.6</b>	<b>Student Performance and Learning Outcomes</b>				
2.6.1	Institution has stated learning outcomes (programme and course outcome)/graduate attributes which are integrated into the assessment process and widely publicized through the website and other documents and the attainment of the same are evaluated by the institution	QIM	30	2.50	75
<b>2.6</b>	<b>Student Performance and Learning Outcomes</b>		30	2.50	75
<b>Criterion II – Teaching-Learning and Evaluation</b>			75	2.80	210
<b>Criterion VI – Governance, Leadership and Management</b>					
<b>6.3</b>	<b>Faculty Empowerment Strategies</b>				
6.3.3	Percentage of teachers undergoing online/ face-to-face Faculty Development Programmes (FDPs)/ Management Development Programmes (MDPs) during the last five years during 2021-2022	QnM	10	3.00	30
<b>6.3</b>	<b>Faculty Empowerment Strategies</b>		10	3.00	30
<b>Criterion VI – Governance, Leadership and Management</b>			10	3.00	30



<b>Criterion VII – Institutional Values and Best Practices</b>					
<b>7.1 Institutional Values and Social Responsibilities</b>					
7.1.6	Quality audits on environment and energy are regularly undertaken by the institution (Weightage 5 QnM) The institutional environment and energy initiatives are confirmed through the following 1.Green audit 2. Energy audit 3.Environment audit 4.Clean and green campus recognitions/awards 5. Beyond the campus environmental promotional activities	QnM	5	4.00	<b>20</b>
7.1.10	Code of conduct for students, teachers, administrators and other staff and conducts periodic programmes in this regard. 1. The Code of Conduct is displayed on the website 2. There is a committee to monitor adherence to the Code of Conduct 3. Institution organizes professional ethics programmes for students, teachers, administrators and other staff 4. Annual awareness programmes on Code of Conduct are organized	QnM	5	4.00	<b>20</b>
<b>7.1 Institutional Values and Social Responsibilities</b>			10	4.00	40
<b>7.2 Best Practices</b>					
7.2.1	Describe two best practice followed by the Department / Cell / Body / Committee / Club/Unit	QIM	30	2.00	60
<b>7.2 Best Practices</b>			30	2.00	60
<b>7.3 Institutional Distinctiveness</b>					
7.3.1	Describe/Explain the performance the Department in one area distinctive to its Vision, Priority & Thrust	QIM	20	2.00	40
<b>7.3 Institutional Distinctiveness</b>			20	2.00	40
<b>Criterion VII – Institutional Values and Best Practices</b>			60	2.33	140
<b>Criteria-wise Assessment</b>					
			Weight age (W)	Score	Wtd Grade Point (WGP)
1	Curricular Aspects		130.00	3.50	455.00
2	Teaching, Learning & Evaluation		75.00	2.80	210.00
6	Governance, Leadership & Management		10.00	3.00	30.00
7	Institutional values & Best Practices		60.00	2.33	140.00
<b>Overall:-</b>			275.00	3.04	835.00

**Performance of metrics in Curricular Aspects, Teaching, Learning & Evaluation, Governance, Leadership & Management, Institutional values & Best Practices**



**Unit / Cell / Club: Dean Arts**

**Academic and Administrative Audit - 2021-2022**


**Strengths and Weaknesses**

**Strengths :**

- Institutional Values and Social Responsibilities
- Curriculum Enrichment
- Curriculum Design and Development
- Academic Flexibility
- Catering to Student Diversity
- Teaching - Learning Process
- Faculty Empowerment Strategies

**Weaknesses :**

- Student Performance and Learning Outcomes
- Best Practices
- Institutional Distinctiveness






Scott Christian College (Autonomous)  
Nagercoil – 629 003, Tamil Nadu, India

**INTERNAL QUALITY ASSURANCE CELL**



# **ACADEMIC & ADMINISTRATIVE AUDIT 2021-2022**

## **DEAN –SCIENCE**



**Score : 2.96/4**

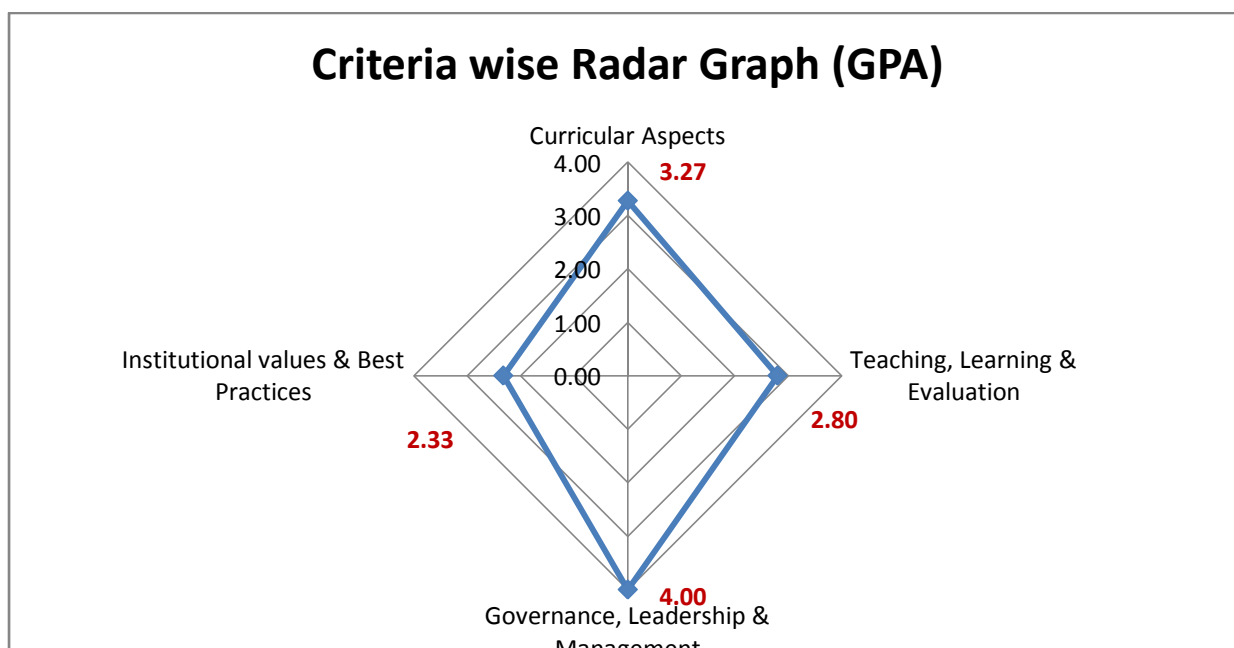
**Unit / Cell / Club: Dean - Science**

**Academic and Administrative Audit - 2021-2022**

No	Criteria	Weightage (W1)	Criterion-wise Weighted Grade Point (CrWGP1)	Grade Point Averages (CrWGP <sub>i</sub> /W <sub>i</sub> )
1	Curricular Aspects	130.00	425.00	3.27
2	Teaching, Learning & Evaluation	75.00	210.00	2.80
3	Research, Innovation & Extension	-	-	-
4	Infrastructure & Learning resources	-	-	-
5	Student Support & Progression	-	-	-
6	Governance, Leadership & Management	10.00	40.00	4.00
7	Institutional values & Best Practices	60.00	140.00	2.33
	<b>Total</b>	<b>275.00</b>	<b>815.00</b>	<b>2.96</b>
<b>CGPA : 2.96</b>				

Dean IQAC

Principal

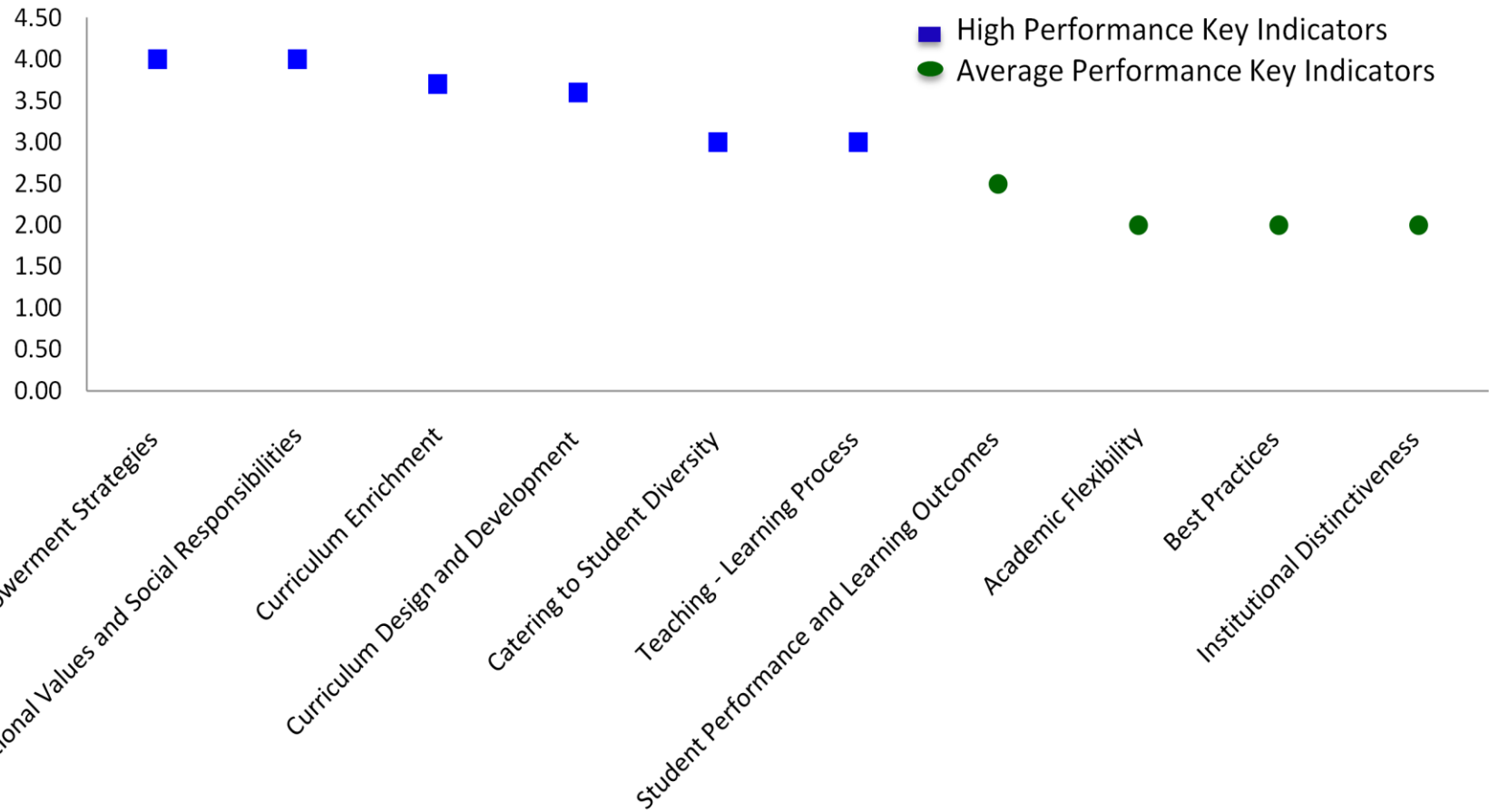


**Unit / Cell / Club: Dean - Science**

**Academic and Administrative Audit - 2021-2022**

No	Criteria and Key Indicators	Key Indicator Weightage (W <sub>i</sub> )	Key Indicator Wise Weighted Grade Points (KIWGP) <sub>i</sub>	Grade Point Averages (CrWGPI/W <sub>i</sub> )
<b>Criterion I – Curricular Aspects</b>				
1.1	Curriculum Design and Development	50	180.00	3.60
1.2	Academic Flexibility	30	60.00	2.00
1.3	Curriculum Enrichment	50	185.00	3.70
	<b>Total</b>	<b>130</b>	<b>425.00</b>	<b>3.27</b>
<b>Criterion II – Teaching-Learning and Evaluation</b>				
2.2	Catering to Student Diversity	15	45.00	3.00
2.3	Teaching - Learning Process	30	90.00	3.00
2.6	Student Performance and Learning Outcomes	30	75.00	2.50
	<b>Total</b>	<b>75</b>	<b>210.00</b>	<b>2.80</b>
<b>Criterion VI – Governance, Leadership and Management</b>				
6.3	Faculty Empowerment Strategies	10	40.00	4.00
	<b>Total</b>	<b>10</b>	<b>40.00</b>	<b>4.00</b>
<b>Criterion VII – Institutional Values and Best Practices</b>				
7.1	Institutional Values and Social Responsibilities	10	40.00	4.00
7.2	Best Practices	30	60.00	2.00
7.3	Institutional Distinctiveness	20	40.00	2.00
	<b>Total</b>	<b>60</b>	<b>140.00</b>	<b>2.33</b>
	<b>Grand Total</b>	<b>275</b>	<b>815.00</b>	<b>2.96</b>

**Values Comparison of Metrics in Key Indicators based on Performance (GPA)**





## Scott Christian College (Autonomous), Nagercoil



AAA 2021-2022 - Assessment Sheet

Dean Science

### Qualitative & Quantitative Metrics

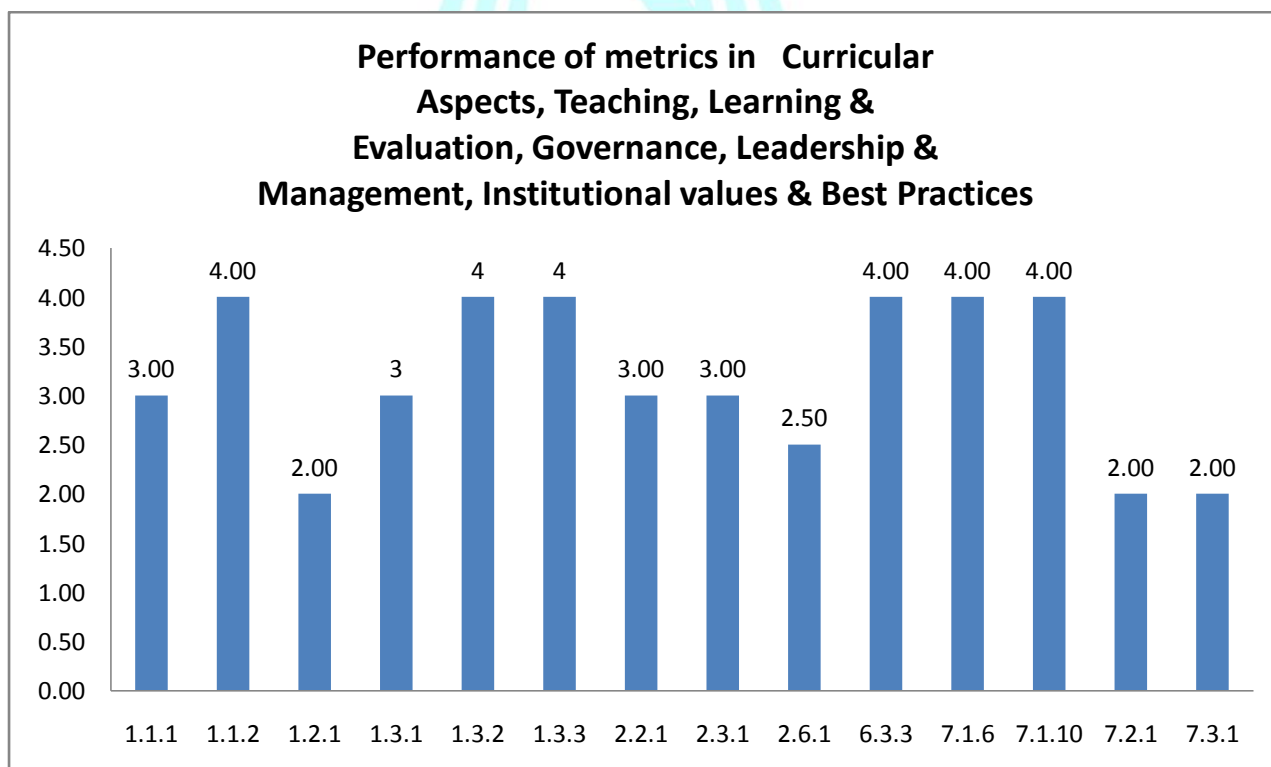
Metric	Parameter	QIM/ QnM	Weight age	Score	Wtd. Score
	<b>Criterion I – Curricular Aspects</b>				
<b>1.1</b>	<b>Curriculum Design and Development</b>				
1.1.1	Curricula developed and implemented have relevance to the local, regional, national, and global developmental needs, which is reflected in the Programme outcomes (POs) and Course Outcomes(COs) of the Programmes offered by the institution	QIM	20	3.00	60
1.1.2	List of programmes offered by the institution focus on employability/ entrepreneurship/ skill development and their course syllabi are adequately revised to incorporate contemporary requirements	QnM	30	4.00	120
<b>1.1</b>	<b>Curriculum Design and Development</b>		50	3.60	180
<b>1.2</b>	<b>Academic Flexibility</b>				
1.2.1	New courses introduced of the total number of courses across all programs offered during 2021-2022.	QnM	30	2.00	60
<b>1.2</b>	<b>Academic Flexibility</b>		30	2.00	60
<b>1.3</b>	<b>Curriculum Enrichment</b>				
1.3.1	Institution integrates cross-cutting issues relevant to Professional Ethics, Gender, Human Values, Environment and Sustainability and other value framework enshrined in Sustainable Development Goals and National Education Policy – 2020 into the Curriculum	QIM	15	3	45



1.3.2	Number of certificate/value added courses/Diploma Programmes offered by the institutions and online courses of MOOCs, SWAYAM/e-PG Pathshala/ NPTEL and other recognized platforms where the students of the institution have enrolled and successfully completed during the 2021-22	QnM	25	4	100
1.3.3	Details of of programmes that have components of field projects / research projects / internships during 2021-22	QnM	10	4	40
<b>1.3</b>	<b>Curriculum Enrichment</b>		50	3.70	185
<b>Criterion I – Curricular Aspects</b>			130	3.27	425
<b>Criterion II – Teaching-Learning and Evaluation</b>					
<b>2.2</b>	<b>Catering to Student Diversity</b>				
2.2.1	The institution assesses the learning levels of the students, and organises special programs to cater to differential learning needs of the student	QIM	15	3.00	45
<b>2.2</b>	<b>Catering to Student Diversity</b>		15	3.00	45
<b>2.3</b>	<b>Teaching - Learning Process</b>				
2.3.1	Student centric methods, such as experiential learning, participative learning and problem solving methodologies are used for enhancing learning experiences and teachers use ICT- enabled tools including online resources for effective teaching and learning process	QIM	30	3.00	90
<b>2.3</b>	<b>Teaching - Learning Process</b>		30	3.00	90
<b>2.6</b>	<b>Student Performance and Learning Outcomes</b>				
2.6.1	Institution has stated learning outcomes (programme and Course outcome)/graduate attributes which are integrated into the assessment process and widely publicized through the website and other documents and the attainment of the same are evaluated by the institution	QIM	30	2.50	75
<b>2.6</b>	<b>Student Performance and Learning Outcomes</b>		30	2.50	75
<b>Criterion II – Teaching-Learning and Evaluation</b>			75	2.80	210

	<b>Criterion VI – Governance, Leadership and Management</b>				
<b>6.3</b>	<b>Faculty Empowerment Strategies</b>				
6.3.3	Percentage of teachers undergoing online/ face-to-face Faculty Development Programmes (FDPs)/ Management Development Programmes (MDPs) during the last five years during 2021-2022	QnM	10	4.00	40
<b>6.3</b>	<b>Faculty Empowerment Strategies</b>		10	4.00	40
<b>Criterion VI – Governance, Leadership and Management</b>			10	4.00	40
	<b>Criterion VII – Institutional Values and Best Practices</b>				
<b>7.1</b>	<b>Institutional Values and Social Responsibilities</b>				
7.1.6	Quality audits on environment and energy are regularly undertaken by the institution (Weightage 5 QnM) The institutional environment and energy initiatives are confirmed through the following 1.Green audit 2. Energy audit 3.Environment audit 4.Clean and green campus recognitions/awards 5. Beyond the campus environmental promotional activities	QnM	5	4.00	<b>20</b>
7.1.10	Code of conduct for students, teachers, administrators and other staff and conducts periodic programmes in this regard. 1. The Code of Conduct is displayed on the website 2. There is a committee to monitor adherence to the Code of Conduct 3. Institution organizes professional ethics programmes for students, teachers, administrators and other staff 4. Annual awareness programmes on Code of Conduct are organized	QnM	5	4.00	<b>20</b>
<b>7.1</b>	<b>Institutional Values and Social Responsibilities</b>		10	4.00	40
<b>7.2</b>	<b>Best Practices</b>				
7.2.1	Describe two best practice followed by the Department / Cell / Body / Committee / Club/Unit	QIM	30	2.00	60
<b>7.2</b>	<b>Best Practices</b>		30	2.00	60

<b>7.3</b>	<b>Institutional Distinctiveness</b>				
7.3.1	Describe/Explain the performance the Department in one area distinctive to its Vision, Priority & Thrust	QIM	20	2.00	40
<b>7.3</b>	<b>Institutional Distinctiveness</b>		20	2.00	40
<b>Criterion VII – Institutional Values and Best Practices</b>			60	2.33	140
	<b>Criteria-wise Assessment</b>		<b>Weight age (W)</b>	<b>Score</b>	<b>Wtd Grade Point (WGP)</b>
1	Curricular Aspects		130.00	3.27	425.00
2	Teaching, Learning & Evaluation		75.00	2.80	210.00
6	Governance, Leadership & Management		10.00	4.00	40.00
7	Institutional values & Best Practices		60.00	2.33	140.00
<b>Overall:-</b>			275.00	2.96	815.00



**Unit / Cell / Club: Dean - Science**

**Academic and Administrative Audit - 2021-2022**


**Strengths and Weaknesses**

**Strengths :**

- Faculty Empowerment Strategies
- Institutional Values and Social Responsibilities
- Curriculum Enrichment
- Curriculum Design and Development
- Catering to Student Diversity
- Teaching - Learning Process

**Weaknesses :**

- Student Performance and Learning Outcomes
- Academic Flexibility
- Best Practices
- Institutional Distinctiveness





**Scott Christian College (Autonomous)**  
Nagercoil – 629 003, Tamil Nadu, India



**INTERNAL QUALITY ASSURANCE CELL**

# **ACADEMIC & ADMINISTRATIVE AUDIT 2021-2022**

## **DEAN – RESEARCH**

**GRADE**

**B + +**

**Score : 2.76/4**

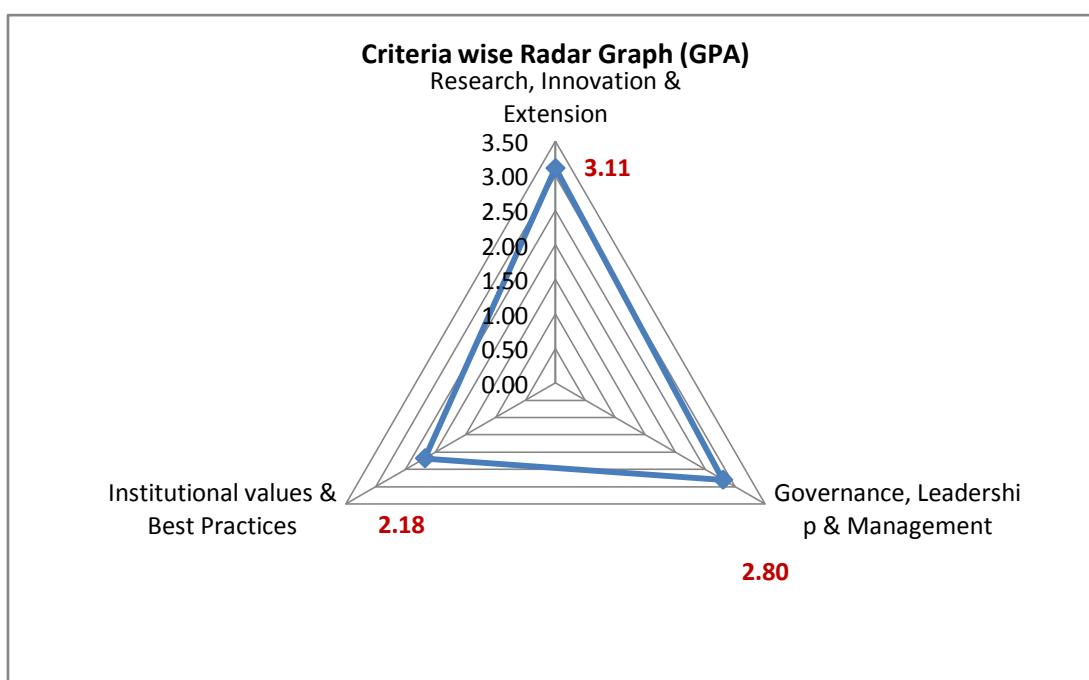
**Unit / Cell / Club: Dean - Research**

**Academic and Administrative Audit - 2021-2022**

No	Criteria	Weightage (W1)	Criterion-wise Weighted Grade Point (CrWGP1)	Grade Point Averages (CrWGP <sub>i</sub> /W <sub>i</sub> )
1	Curricular Aspects	-	-	-
2	Teaching, Learning & Evaluation	-	-	-
3	Research, Innovation & Extension	90.00	280.00	3.11
4	Infrastructure & Learning resources	-	-	-
5	Student Support & Progression	-	-	-
6	Governance, Leadership & Management	25.00	70.00	2.80
7	Institutional values & Best Practices	55.00	120.00	2.18
	<b>Total</b>	<b>170.00</b>	<b>470.00</b>	<b>2.76</b>
	<b>CGPA : 2.76</b>			

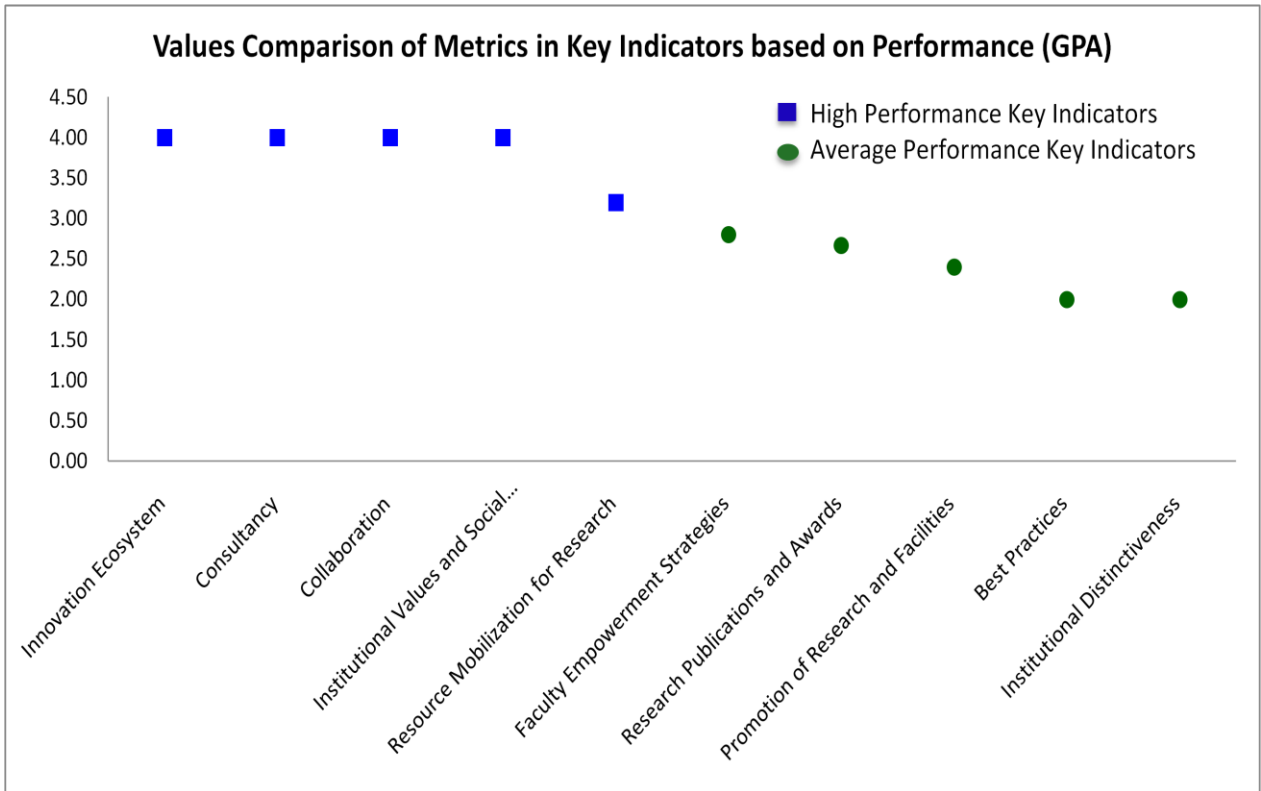
Dean IQAC

Principal



**Unit / Cell / Club: Dean - Research**  
**Academic and Administrative Audit - 2021-2022**

No	Criteria and Key Indicators	Key Indicator Weightage (W <sub>i</sub> )	Key Indicator Wise Weighted Grade Points (KIWGP) <sub>i</sub>	Grade Point Averages (CrWGPI/W <sub>i</sub> )
<b>Criterion III – Research, Innovations and Extension</b>				
3.1	Promotion of Research and Facilities	20	48.00	2.40
3.2	Resource Mobilization for Research	10	32.00	3.20
3.3	Innovation Ecosystem	10	40.00	4.00
3.4	Research Publications and Awards	30	80.00	2.67
3.5	Consultancy	10	40.00	4.00
3.7	Collaboration	10	40.00	4.00
	<b>Total</b>	<b>90</b>	<b>280.00</b>	<b>3.11</b>
<b>Criterion VI – Governance, Leadership and Management</b>				
6.3	Faculty Empowerment Strategies	25	70.00	2.80
	<b>Total</b>	<b>25</b>	<b>70.00</b>	<b>2.80</b>
<b>Criterion VII – Institutional Values and Best Practices</b>				
7.1	Institutional Values and Social Responsibilities	5	20.00	4.00
7.2	Best Practices	30	60.00	2.00
7.3	Institutional Distinctiveness	20	40.00	2.00
	<b>Total</b>	<b>55</b>	<b>120.00</b>	<b>2.18</b>
	<b>Grand Total</b>	<b>170</b>	<b>470.00</b>	<b>2.76</b>







## Scott Christian College (Autonomous), Nagercoil



AAA 2021-2022 - Assessment Sheet

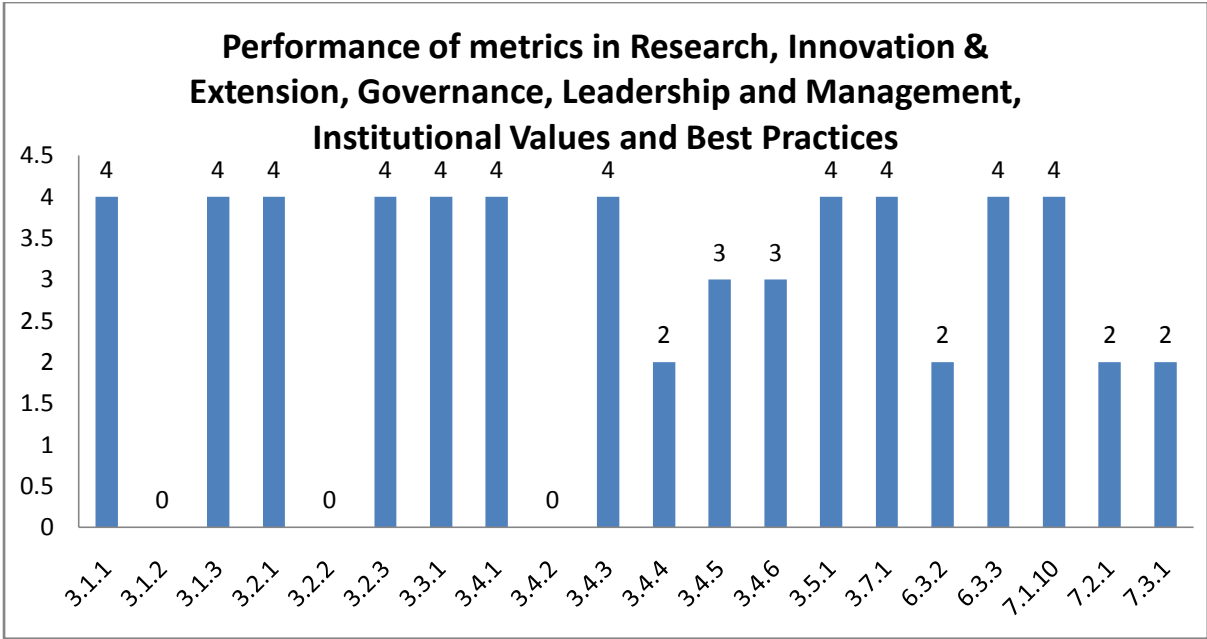
Dean Research

### Qualitative & Quantitative Metrics

Metric	Parameter	QIM/ QnM	Weight age	Score	Wtd. Score
	<b>Criterion III – Research, Innovations and Extension</b>				
<b>3.1</b>	<b>Promotion of Research and Facilities</b>				
3.1.1	The institution's research facilities are frequently updated and there are well defined policy for promotion of research which is uploaded on the institutional website and implemented	QIM	6	4	<b>24</b>
3.1.2	The institution provides seed money to its teachers for research	QnM	8	0	<b>0</b>
3.1.3	Number of teachers awarded national/ international fellowship/financial support by various agencies for advanced studies/ research during 2021-2022	QnM	6	4	<b>24</b>
<b>3.1</b>	<b>Promotion of Research and Facilities</b>		20	2.4	48
<b>3.2</b>	<b>Resource Mobilization for Research</b>				
3.2.1	Research funding received by the institution and its faculties through Government and non-government sources such as industry, corporate houses, international bodies for research project, endowment research chairs during 2021-2022	QnM	5	4	<b>20</b>
3.2.2	Number of research projects per teacher funded by government and non-government agencies during 2021-2022	QnM	2	0	<b>0</b>
3.2.3	Teachers recognised as research guides	QnM	3	4	<b>12</b>
<b>3.2</b>	<b>Resource Mobilization for Research</b>		10	3.2	32
<b>3.3</b>	<b>Innovation Ecosystem</b>				
3.3.1	Institution has created an ecosystem for innovations, Indian Knowledge System (IKS), including awareness about IPR, establishment of IPR cell, Incubation centre and other initiatives for the creation and transfer of knowledge/technology and the outcomes of the same are evident	QIM	10	4	<b>40</b>

<b>3.3</b>	<b>Innovation Ecosystem</b>		10	4	40
<b>3.4</b>	<b>Research Publications and Awards</b>				
3.4.1	The institution has a stated Code of Ethics for Research	QnM	5	4	20
3.4.2	Number of Ph.D.s registered per teacher during 2021-2022	QnM	5	0	0
3.4.3	Number of research papers per teacher in the Journals notified on UGC CARE List during 2021-2022	QnM	5	4	20
3.4.4	Number of books and chapters in edited volumes published per teacher during 2021-2022	QnM	5	2	10
3.4.5	Bibliometrics of the publications during 2021-2022 based on average citation index in Scopus/ Web of Science	QnM	5	3	15
3.4.6	Bibliometrics of the publications during 2021-2022 based on Scopus/ Web of Science – h-index of the Institutions	QnM	5	3	15
<b>3.4</b>	<b>Research Publications and Awards</b>		30	2.67	80
<b>3.5</b>	<b>Consultancy</b>				
3.5.1	Revenue generated from consultancy corporate training during 2021-2022	QnM	10	4	40
<b>3.5</b>	<b>Consultancy</b>		10	4	40
<b>3.7</b>	<b>Collaboration</b>				
3.7.1	Number of functional MoUs/linkages with institutions/ industries in India and abroad for internship, on-the-job training, project work, student / faculty exchange and collaborative research during 2021-2022	QnM	10	4	<b>40</b>
<b>3.7</b>	<b>Collaboration</b>		10	4	40
<b>Criterion III – Research, Innovations and Extension</b>			90	3.11	280
<b>Criterion VI – Governance, Leadership and Management</b>					
<b>6.3</b>	<b>Faculty Empowerment Strategies</b>				
6.3.2	Teachers provided with financial support to attend conferences / workshops and towards membership fee of professional bodies during 2021-2022	QnM	15	2	30

6.3.3	Number of of teachers undergoing online/ face-to-face Faculty Development Programmes (FDPs)/ Management Development Programmes (MDPs) during 2021-2022	QnM	10	4	40
<b>6.3</b>	<b>Faculty Empowerment Strategies</b>		25	2.8	70
<b>Criterion VI – Governance, Leadership and Management</b>			25	2.8	70
<b>Criterion VII – Institutional Values and Best Practices</b>					
<b>7.1</b>	<b>Institutional Values and Social Responsibilities</b>				
7.1.10	Code of conduct for students, teachers, administrators and other staff and conducts periodic programmes in this regard. 1. The Code of Conduct is displayed on the website 2. There is a committee to monitor adherence to the Code of Conduct 3. Institution organizes professional ethics programmes for students, teachers, administrators and other staff 4. Annual awareness programmes on Code of Conduct are organized	QnM	5	4.00	<b>20</b>
<b>7.1</b>	<b>Institutional Values and Social Responsibilities</b>		5	4	20
<b>7.2</b>	<b>Best Practices</b>				
7.2.1	Describe any one best practice followed by the Department / Cell / Body / Committee / Club/Unit	QIM	30	2	60
<b>7.2</b>	<b>Best Practices</b>		30	2	60
<b>7.3</b>	<b>Institutional Distinctiveness</b>				
7.3.1	Describe/Explain the performance the Department in one area distinctive to its Vision, Priority & Thrust	QIM	20	2	40
<b>7.3</b>	<b>Institutional Distinctiveness</b>		20	2	40
<b>Criterion VII – Institutional Values and Best Practices</b>			55	2.18	120
	<b>Criteria-wise Assessment</b>		<b>Weight age (W)</b>	<b>Score</b>	<b>Wtd Grade Point (WGP)</b>
3	Research, Innovation & Extension		90.00	3.11	280.00
6	Governance, Leadership & Management		25.00	2.80	70.00
7	Institutional values & Best Practices		55.00	2.18	120.00
	<b>Overall:-</b>		170.00	2.76	470.00



**Unit / Cell / Club: Dean - Research**

**Academic and Administrative Audit - 2021-2022**

**Strengths and Weaknesses**

**Strengths :**

- Innovation Ecosystem
- Consultancy
- Collaboration
- Institutional Values and Social Responsibilities
- Resource Mobilization for Research

**Weaknesses :**

- Faculty Empowerment Strategies
- Research Publications and Awards
- Promotion of Research and Facilities
- Best Practices
- Institutional Distinctiveness





**Scott Christian College (Autonomous)**  
Nagercoil – 629 003, Tamil Nadu, India

**INTERNAL QUALITY ASSURANCE CELL**



# **ACADEMIC & ADMINISTRATIVE AUDIT 2021-2022**

## **DEAN - STUDENT WELFARE**

**GRADE**

**B**

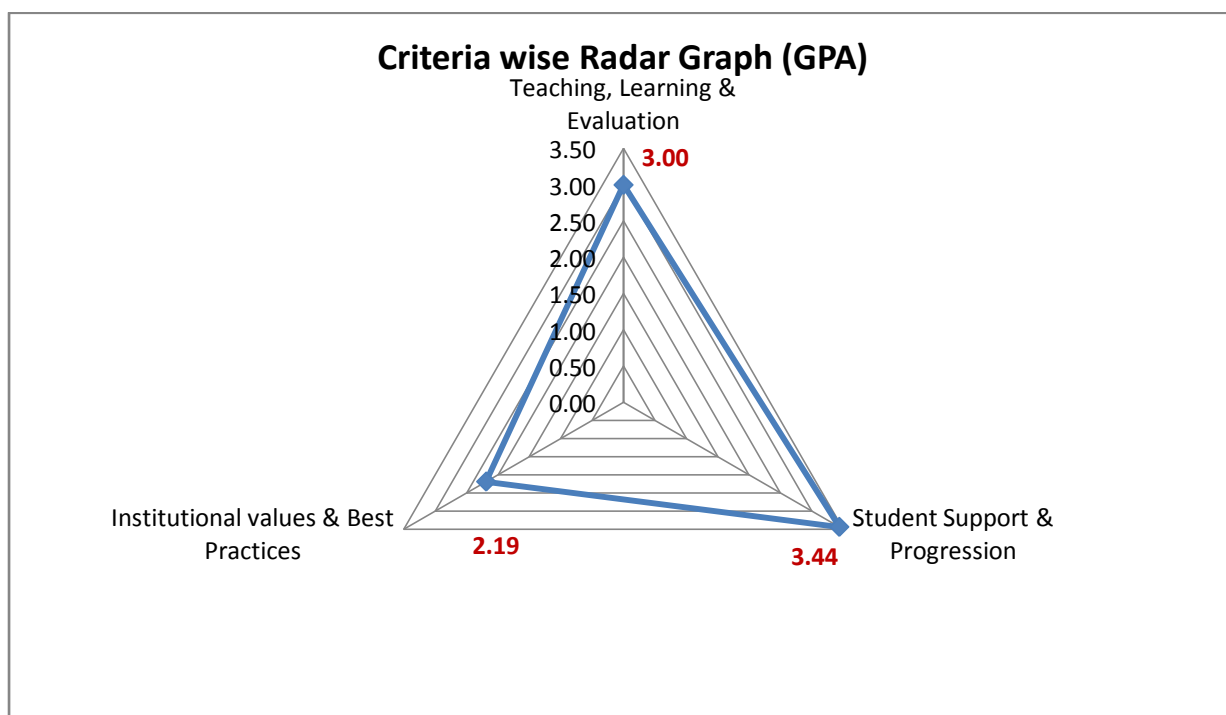
**Score : 2.50/4**

**Unit / Cell / Club: Dean - Student Welfare**  
**Academic and Administrative Audit - 2021-2022**

No	Criteria	Weightage (W1)	Criterion-wise Weighted Grade Point (CrWGP1)	Grade Point Averages (CrWGP <sub>i</sub> /W <sub>i</sub> )
1	Curricular Aspects	-	-	-
2	Teaching, Learning & Evaluation	10.00	30.00	3.00
3	Research, Innovation & Extension	-	-	-
4	Infrastructure & Learning resources	-	-	-
5	Student Support & Progression	18.00	62.00	3.44
6	Governance, Leadership & Management	-	-	-
7	Institutional values & Best Practices	70.00	153.00	2.19
	<b>Total</b>	<b>98.00</b>	<b>245.00</b>	<b>2.50</b>
<b>CGPA : 2.50</b>				

Dean IQAC

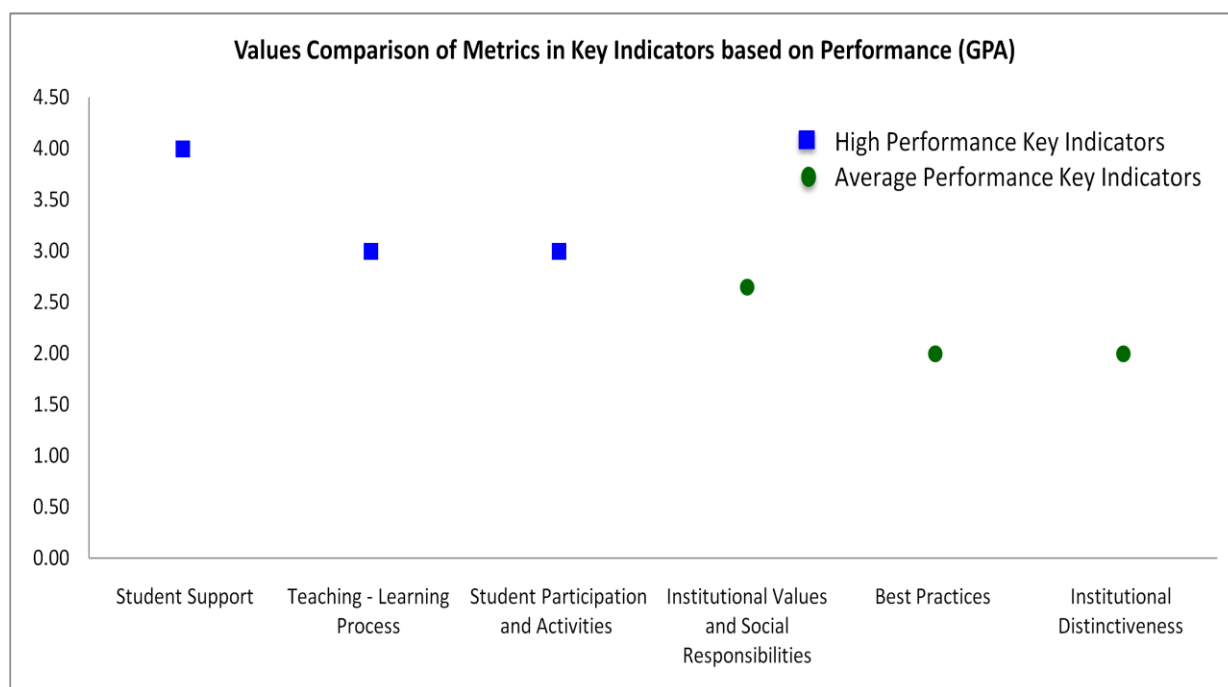
Principal



**Unit / Cell / Club: Dean - Student Welfare**

**Academic and Administrative Audit - 2021-2022**

No	Criteria and Key Indicators	Key Indicator Weightage (W <sub>i</sub> )	Key Indicator Wise Weighted Grade Points (KIWGP) <sub>i</sub>	Grade Point Averages (CrWGPI/W <sub>i</sub> )
<b>Criterion II – Teaching-Learning and Evaluation</b>				
2.3	Teaching - Learning Process	10	30.00	3.00
	<b>Total</b>	<b>10</b>	<b>30.00</b>	<b>3.00</b>
<b>Criterion V - Student Support and Progression</b>				
5.1	Student Support	8	32.00	4.00
5.3	Student Participation and Activities	10	30.00	3.00
	<b>Total</b>	<b>18</b>	<b>62.00</b>	<b>3.44</b>
<b>Criterion VII – Institutional Values and Best Practices</b>				
7.1	Institutional Values and Social Responsibilities	20	53.00	2.65
7.2	Best Practices	30	60.00	2.00
7.3	Institutional Distinctiveness	20	40.00	2.00
	<b>Total</b>	<b>70</b>	<b>153.00</b>	<b>2.19</b>
	<b>Grand Total</b>	<b>98</b>	<b>245</b>	<b>2.50</b>







## Scott Christian College (Autonomous), Nagercoil



AAA 2021-22 - Assessment Sheet

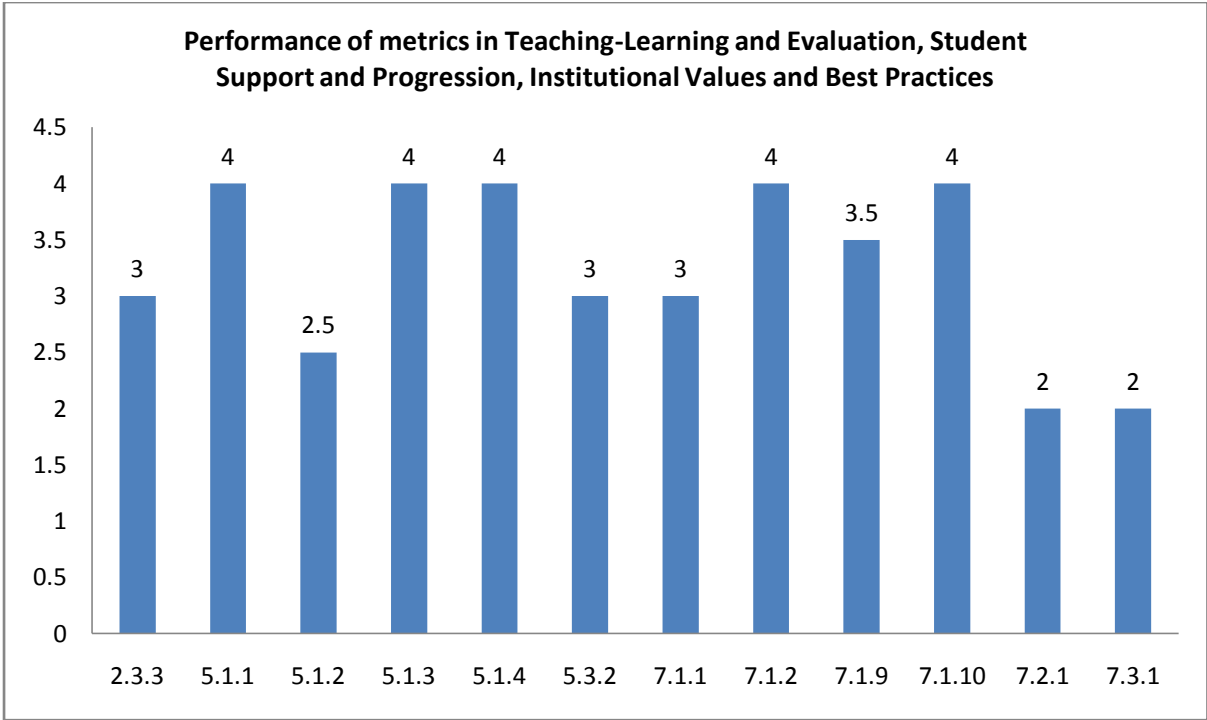
Dean Student Welfare

### Qualitative & Quantitative Metrics

Metric	Parameter	QIM/ QnM	Weight age	Score	Wtd. Score
	<b>Criterion II – Teaching-Learning and Evaluation</b>				
<b>2.3</b>	<b>Teaching - Learning Process</b>				
2.3.3	Preparation and adherence to Academic Calendar and Teaching plans by the institution	QIM	10	3	30
<b>2.3</b>	<b>Teaching - Learning Process</b>		10	3	30
	<b>Criterion II – Teaching-Learning and Evaluation</b>		10	3.00	30
	<b>Criterion V - Student Support and Progression</b>				
<b>5.1</b>	<b>Student Support</b>				
5.1.1	Number of students benefited by scholarships and freeships provided by the institution, Government and non-government bodies, industries, individuals, philanthropists during 2021-22	QnM	11	4	44
5.1.2	Efforts taken by the institution to provide career counselling including e-counselling and guidance for competitive examinations during 2021-22	QIM	6	2.5	15
5.1.3	Number of capability enhancement and development schemes 1. Soft skills 2. Language and communication skills 3. Life skills (Yoga, physical fitness, health and hygiene) 4. Awareness of trends in technology (Opt one)	QnM	8	4	32

5.1.4	The institution adopts the following for redressal of student grievances including sexual harassment and ragging cases 1. Implementation of guidelines of statutory/regulatory bodies 2. Organisation wide awareness and undertakings on policies with zero tolerance 3. Mechanisms for submission of online/offline students' grievances 4. Timely redressal of the grievances through appropriate committees	QnM	5	4	20
<b>5.1</b>	<b>Student Support</b>		8	4	32
<b>5.3</b>	<b>Student Participation and Activities</b>				
5.3.2	Presence of an active Student Council & representation of students on academic & administrative bodies/committees	QIM	10	3	30
<b>5.3</b>	<b>Student Participation and Activities</b>		10	3	30
<b>Criterion V - Student Support and Progression</b>			18	3.44	62
<b>Criterion VII – Institutional Values and Best Practices</b>					
<b>7.1</b>	<b>Institutional Values and Social Responsibilities</b>				
7.1.1	Number of gender equity promotion Programmes organized by the department/club/cell/ unit during 2021-22	QIM	5	3	15
7.1.2	The Institution has facilities for alternate sources of energy and energy conservation measures 1. Solar energy 2. Biogas plant 3. Wheeling to the Grid 4. Sensor-based energy conservation 5. Use of LED bulbs/ power efficient equipment 6. Wind mill or any other clean green energy	QnM	6	4	24
7.1.9	Sensitization of students and employees of the Institution to the constitutional obligations: values, rights, duties and responsibilities of citizens	QIM	4	3.5	14

7.1.10	The Institution has a prescribed code of conduct for students, teachers, administrators and other staff and conducts periodic programmes in this regard. 1. The institutional Code of Conduct principles are displayed on the website 2. There is a committee to monitor adherence to the institutional Code of Conduct principles 3. Institution organizes professional ethics programmes for students, teachers, administrators and other staff 4. Annual awareness programmes on Code of Conduct are organized	QnM	5	4	20
<b>7.1</b>	<b>Institutional Values and Social Responsibilities</b>		20	2.65	53
<b>7.2</b>	<b>Best Practices</b>				
7.2.1	Describe any one best practice followed by the Department / Cell / Body / Committee / Club/Unit	QIM	30	2	60
<b>7.2</b>	<b>Best Practices</b>		30	2	60
<b>7.3</b>	<b>Institutional Distinctiveness</b>				
7.3.1	Describe/Explain the performance the Department in one area distinctive to its Vision, Priority & Thrust	QIM	20	2	40
<b>7.3</b>	<b>Institutional Distinctiveness</b>		20	2	40
<b>Criterion VII – Institutional Values and Best Practices</b>			70	2.19	153
	<b>Criteria-wise Assessment</b>		<b>Weightage (W)</b>	<b>Score</b>	<b>Wtd Grade Point (WGP)</b>
2	Teaching, Learning & Evaluation		10.00	3.00	30.00
5	Student Support & Progression		18.00	3.44	62.00
7	Institutional values & Best Practices		70.00	2.19	153.00
	<b>Overall:-</b>		98.00	2.50	245.00



**Unit / Cell / Club: Dean - Student Welfare**  
**Academic and Administrative Audit - 2021-2022**

**Strengths and Weaknesses**

**Strengths :**

- Student Support
- Teaching - Learning Process
- Student Participation and Activities

**Weaknesses :**

- Institutional Values and Social Responsibilities
- Best Practices
- Institutional Distinctiveness





**Scott Christian College (Autonomous)**  
Nagercoil – 629 003, Tamil Nadu, India



**INTERNAL QUALITY ASSURANCE CELL**

# **ACADEMIC & ADMINISTRATIVE AUDIT 2021-2022**

## **DEAN – PLACEMENT**

**GRADE**

**B**

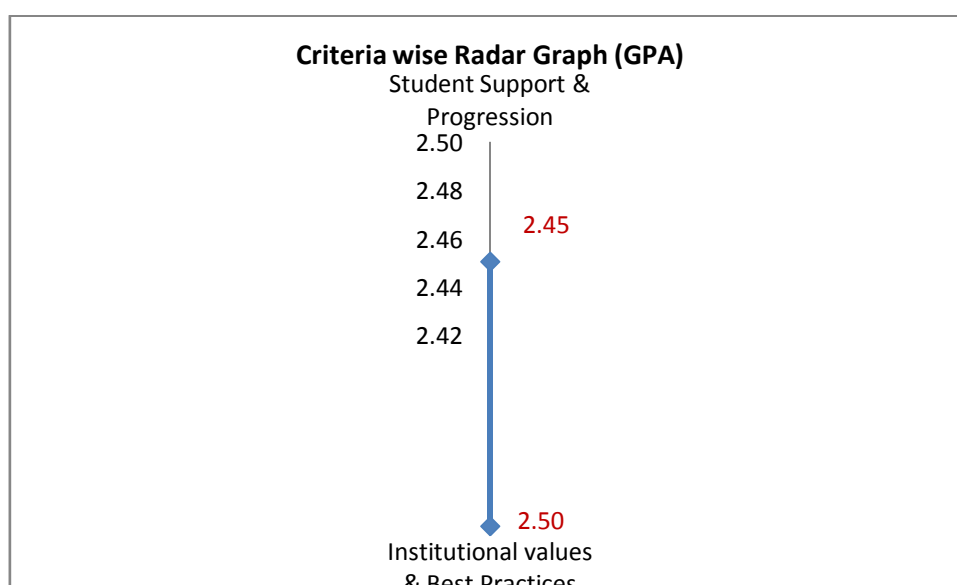
**Score : 2.47/4**

**Unit / Cell / Club: Placement**  
**Academic and Administrative Audit - 2021-2022**

No	Criteria	Weightage (W1)	Criterion-wise Weighted Grade Point (CrWGP1)	Grade Point Averages (CrWGP <sub>i</sub> /W <sub>i</sub> )
1	Curricular Aspects	-	-	-
2	Teaching, Learning & Evaluation	-	-	-
3	Research, Innovation & Extension	-	-	-
4	Infrastructure & Learning resources	-	-	-
5	Student Support & Progression	49.00	120.00	2.45
6	Governance, Leadership & Management	-	-	-
7	Institutional values & Best Practices	50.00	125.00	2.50
	<b>Total</b>	<b>99.00</b>	<b>245.00</b>	<b>2.47</b>
	<b>CGPA : 2.47</b>			

Dean IQAC

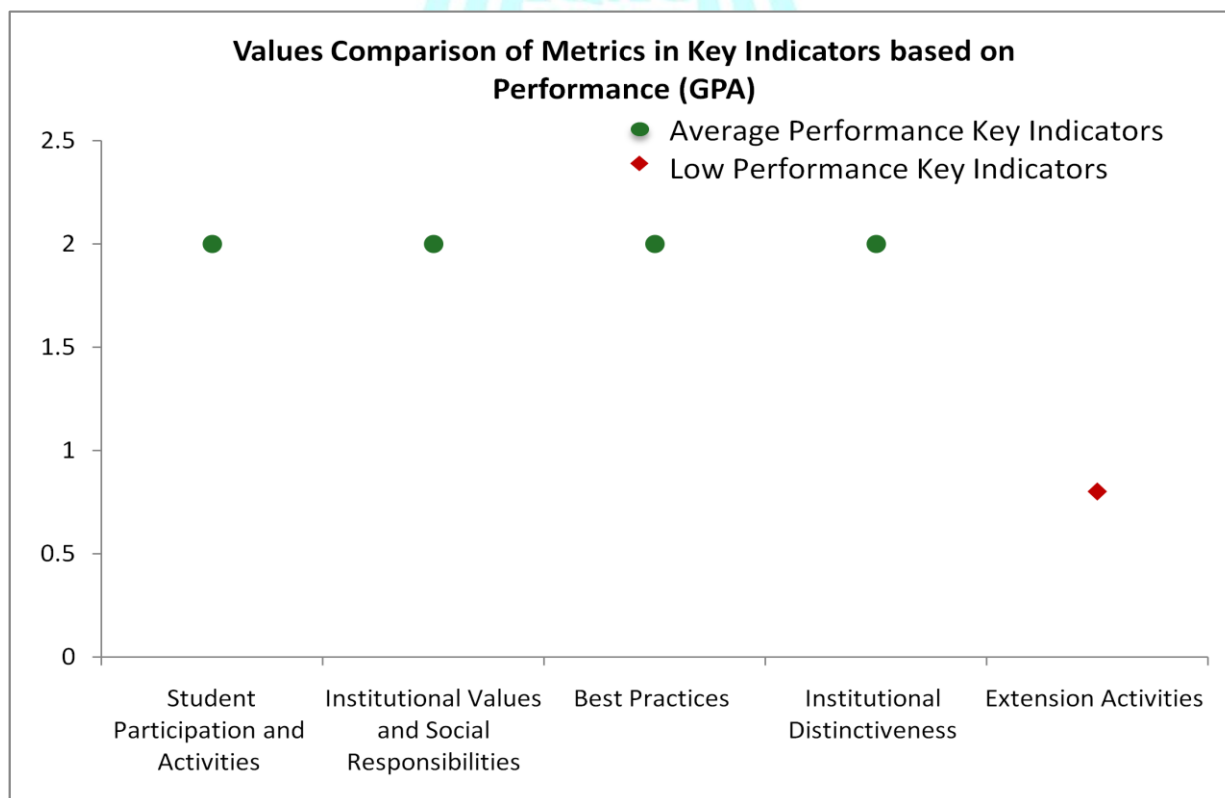
Principal



## Unit / Cell / Club: Placement

### Academic and Administrative Audit - 2021-2022

No	Criteria and Key Indicators	Key Indicator Weightage (W <sub>i</sub> )	Key Indicator Wise Weighted Grade Points (KIWGP) <sub>i</sub>	Grade Point Averages (CrWGPI/W <sub>i</sub> )
<b>Criterion V - Student Support and Progression</b>				
5.1	Student Support	19	70.00	3.68
5.2	Student Progression	30	50.00	1.67
	<b>Total</b>	<b>49</b>	<b>120</b>	<b>2.45</b>
<b>Criterion VII – Institutional Values and Best Practices</b>				
7.2	Best Practices	30	75.00	2.50
7.3	Institutional Distinctiveness	20	50.00	2.50
	<b>Total</b>	<b>50</b>	<b>125.00</b>	<b>2.50</b>
	<b>Grand Total</b>	<b>99</b>	<b>245.00</b>	<b>2.47</b>







## Scott Christian College (Autonomous), Nagercoil



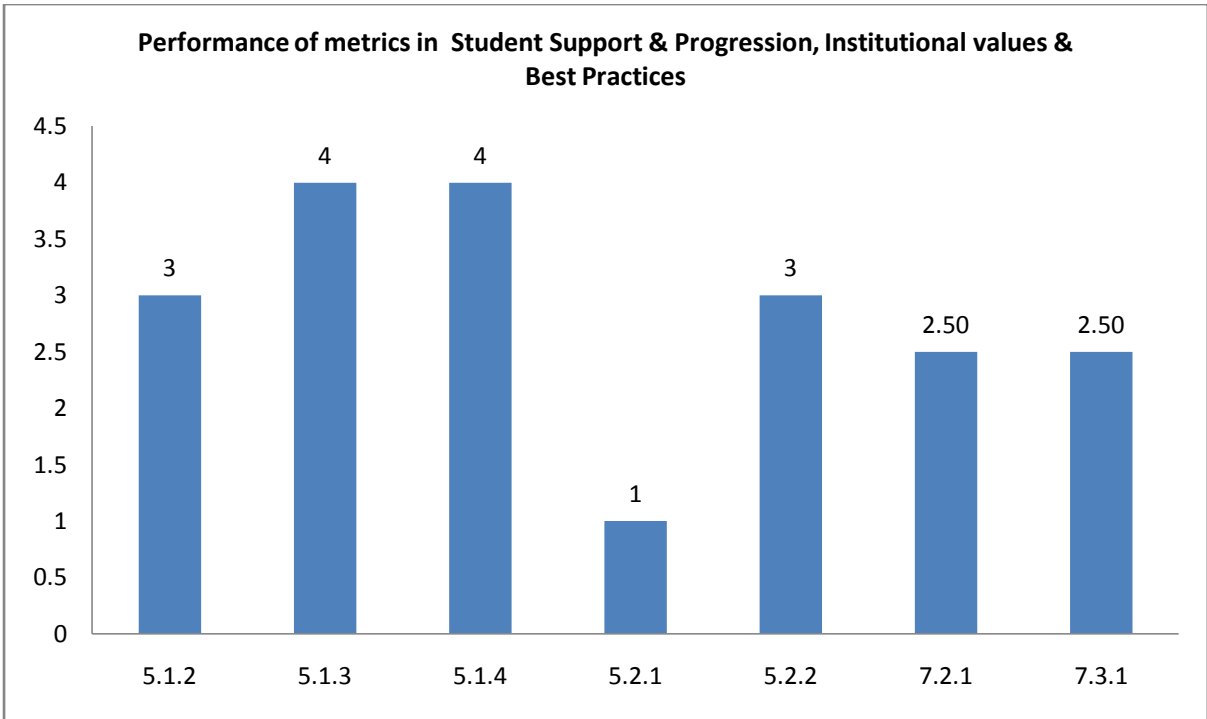
AAA 2021-2022 - Assessment Sheet

Dean Placement Cell

### Qualitative & Quantitative Metrics

Metric	Parameter	QIM/ QnM	Weight age	Score	Wtd. Score
	<b>Criterion V - Student Support and Progression</b>				
<b>5.1</b>	<b>Student Support</b>				
5.1.2	Efforts taken by the institution to provide career counselling including e-counselling and guidance for competitive examinations during 2021-22	QIM	6	3	18
5.1.3	Number of capability enhancement and development schemes 1. Soft skills 2. Language and communication skills 3. Life skills (Yoga, physical fitness, health and hygiene) 4. Awareness of trends in technology (Opt one)	QnM	8	4	32
5.1.4	The institution adopts the following for redressal of student grievances including sexual harassment and ragging cases 1. Implementation of guidelines of statutory/regulatory bodies 2. Organisation wide awareness and undertakings on policies with zero tolerance 3. Mechanisms for submission of online/offline students' grievances 4. Timely redressal of the grievances through appropriate committees	QnM	5	4	20
<b>5.1</b>	<b>Student Support</b>		19	3.68	70
<b>5.2</b>	<b>Student Progression</b>				
5.2.1	Placement of outgoing students and students progressing to higher education during 2021-22	QnM	20	1	20

5.2.2	Students qualifying in state/ national/ international level examinations out of the graduated students during 2021-22 (eg: NET/ SLET/GATE/GMAT /CAT, GRE/TOFEL/Civil Services/State government examinations)	QnM	10	3	30
<b>5.2</b>	<b>Student Progression</b>		30	1.67	50
<b>Criterion V - Student Support and Progression</b>			49	2.45	120
<b>Criterion VII – Institutional Values and Best Practices</b>					
<b>7.2</b>	<b>Best Practices</b>				
7.2.1	Describe any one best practice followed by the Department / Cell / Body / Committee / Club/Unit	QIM	30	2.50	75
<b>7.2</b>	<b>Best Practices</b>		30	2.50	75
<b>7.3</b>	<b>Institutional Distinctiveness</b>				
7.3.1	Describe/Explain the performance the Department in one area distinctive to its Vision, Priority & Thrust	QIM	20	2.50	50
<b>7.3</b>	<b>Institutional Distinctiveness</b>		20	2.50	50
<b>Criterion VII – Institutional Values and Best Practices</b>			50	2.50	125
	<b>Criteria-wise Assessment</b>		<b>Weight age (W)</b>	<b>Score</b>	<b>Wtd Grade Point (WGP)</b>
5	Student Support & Progression		49.00	2.45	120.00
7	Institutional values & Best Practices		50.00	2.50	125.00
	<b>Overall:-</b>		99.00	2.47	245.00



## Unit / Cell / Club: Placement

### Academic and Administrative Audit - 2021-2022

#### Strengths and Weaknesses

**Strengths : Nil**

**Weaknesses :**

- Student Participation and Activities
- Institutional Values and Social Responsibilities
- Best Practices
- Institutional Distinctiveness
- Extension Activities





**Scott Christian College (Autonomous)**  
Nagercoil – 629 003, Tamil Nadu, India




**INTERNAL QUALITY ASSURANCE CELL**

# **ACADEMIC & ADMINISTRATIVE AUDIT 2021-2022**

## **DEAN – FOREIGN AFFAIRS**

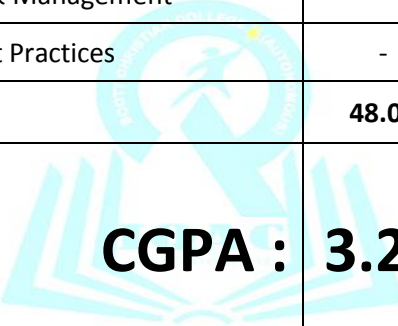
**GRADE**



**Score : 3.29/4**

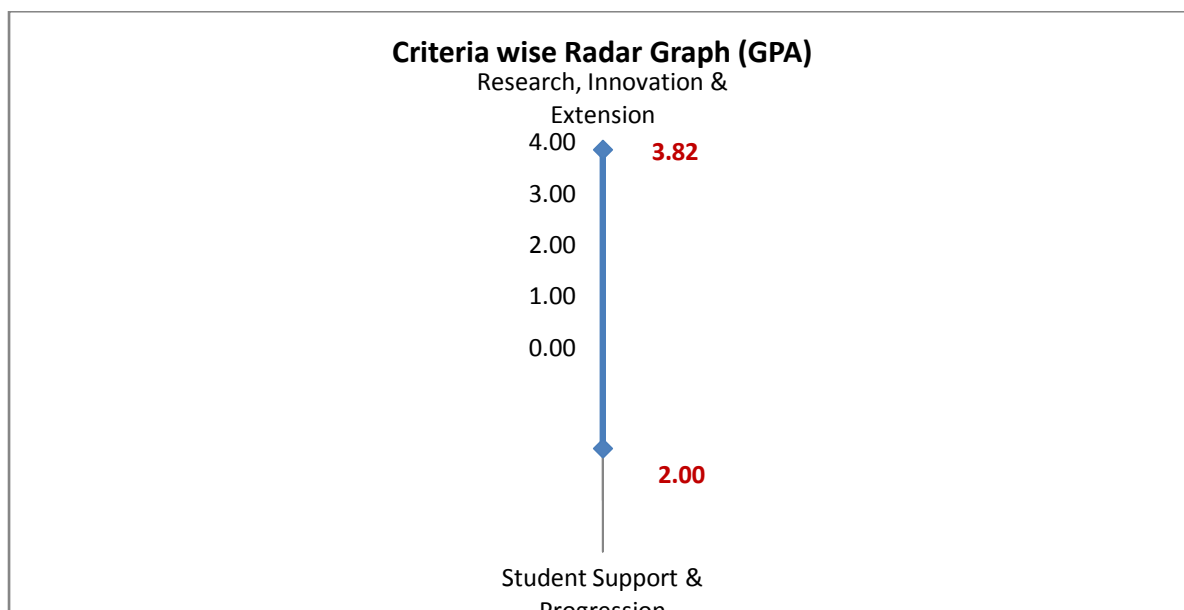
**Unit / Cell / Club: Dean – Foreign Affairs**

**Academic and Administrative Audit - 2021-2022**

No	Criteria	Weightage (W1)	Criterion-wise Weighted Grade Point (CrWGP1)	Grade Point Averages (CrWGP <sub>i</sub> /W <sub>i</sub> )
1	Curricular Aspects	-	-	-
2	Teaching, Learning & Evaluation	-	-	-
3	Research, Innovation & Extension	33.00	128.00	3.88
4	Infrastructure & Learning resources	-	-	-
5	Student Support & Progression	15.00	30.00	2.00
6	Governance, Leadership & Management	-	-	-
7	Institutional values & Best Practices	-	-	-
	<b>Total</b>	<b>48.00</b>	<b>156.00</b>	<b>3.29</b>
 <b>CGPA : 3.29</b>				

Dean IQAC

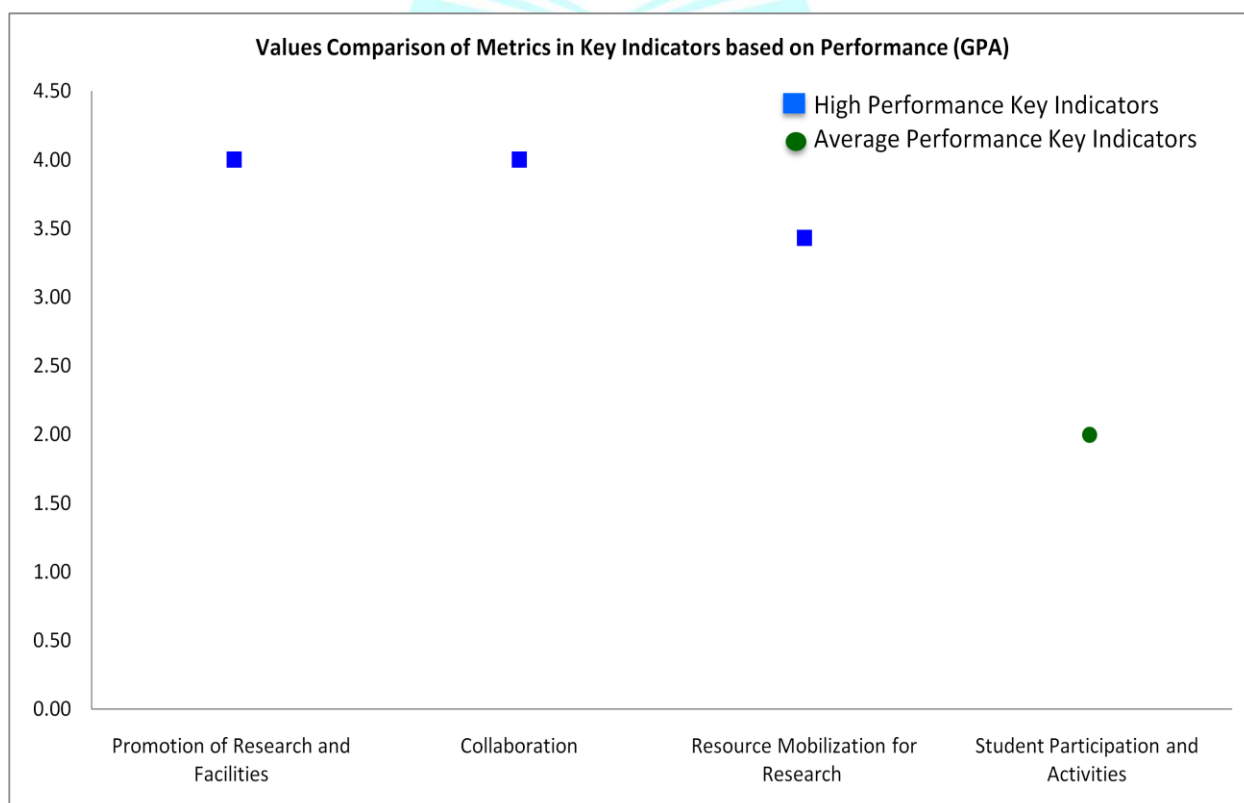
Principal



**Unit / Cell / Club: Dean – Foreign Affairs**

**Academic and Administrative Audit - 2021-2022**

No	Criteria and Key Indicators	Key Indicator Weightage (W <sub>i</sub> )	Key Indicator Wise Weighted Grade Points (KIWGP) <sub>i</sub>	Grade Point Averages (CrWGPI/Wi)
<b>Criterion III – Research, Innovations and Extension</b>				
3.1	Promotion of Research and Facilities	6	24.00	4.00
3.2	Resource Mobilization for Research	7	24.00	3.43
3.7	Collaboration	20	80.00	4.00
	<b>Total</b>	<b>33</b>	<b>128.00</b>	<b>3.88</b>
<b>Criterion V - Student Support and Progression</b>				
5.3	Student Participation and Activities	15	30.00	2.00
	<b>Total</b>	<b>15</b>	<b>30.00</b>	<b>2.00</b>
	<b>Grand Total</b>	<b>48</b>	<b>158</b>	<b>3.29</b>





## Scott Christian College (Autonomous), Nagercoil



AAA 2021-22 - Assessment Sheet

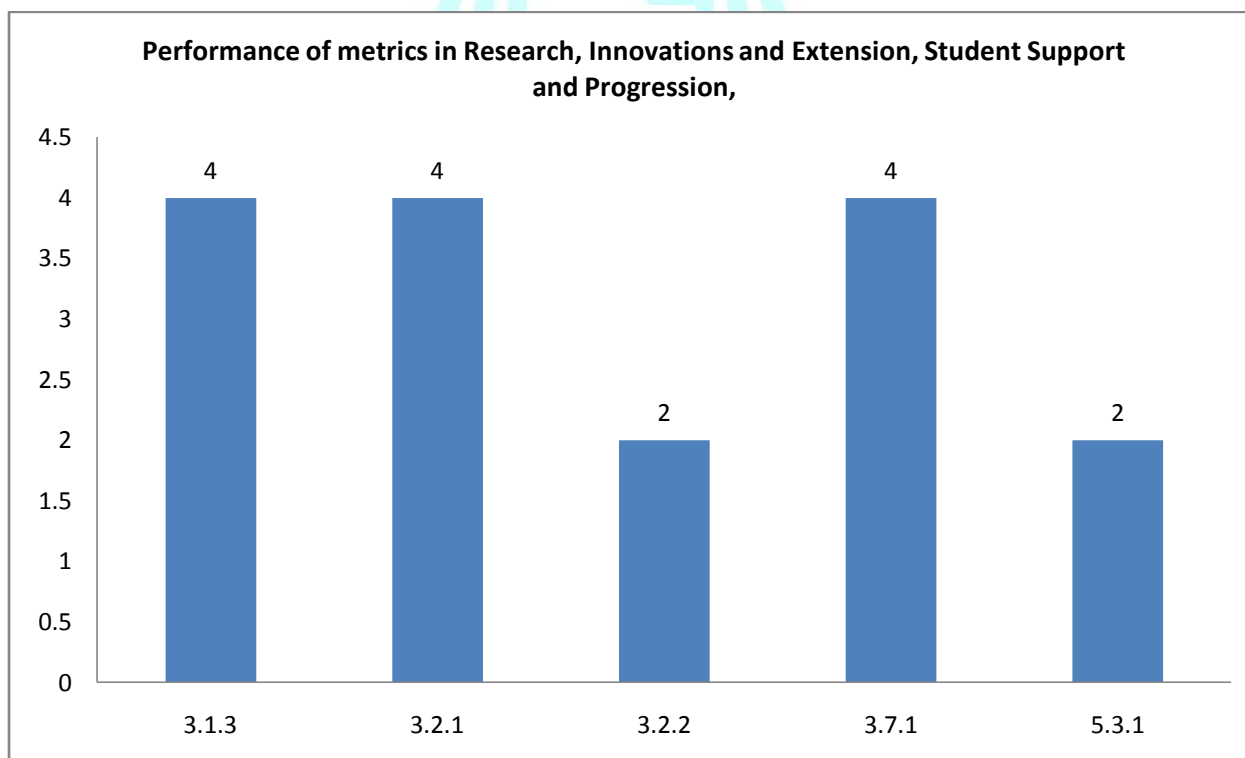
Dean Foreign Affairs

### Qualitative & Quantitative Metrics

Metric	Parameter	QIM/ QnM	Weight age	Score	Wtd. Score
	<b>Criterion III – Research, Innovations and Extension</b>				
<b>3.1</b>	<b>Promotion of Research and Facilities</b>				
3.1.3	Number of teachers receiving national/international fellowship/financial support by various agencies for advanced studies/research during 2021-22	QnM	6	4	<b>24</b>
<b>3.1</b>	<b>Promotion of Research and Facilities</b>		6	4	24
<b>3.2</b>	<b>Resource Mobilization for Research</b>				
3.2.1	Grants for research received by the institution and its faculties through Government and non-government sources such as industry, corporate houses, international bodies for research project, endowment research chairs during 2021-22	QnM	5	4	<b>20</b>
3.2.2	Number of teachers having research projects funded by government, non-government, industry, corporate houses, international bodies during the 2021-22	QnM	2	2	4
<b>3.2</b>	<b>Resource Mobilization for Research</b>		7	3.43	24
<b>3.7</b>	<b>Collaboration</b>				
3.7.1	Number of functional MoUs/linkages with institutions/ industries in India and abroad for internship, on-the-job training, project work, student / faculty exchange and collaborative research during 2021-22	QnM	20	4	<b>80</b>
<b>3.7</b>	<b>Collaboration</b>		20	4	80
	<b>Criterion III – Research, Innovations and Extension</b>		33	3.88	128



	<b>Criterion V - Student Support and Progression</b>				
<b>5.3</b>	<b>Student Participation and Activities</b>				
5.3.1	Number of awards/medals for outstanding performance in sports/cultural activities at University / state / national / international level events (award for a team event should be counted as one) year wise during 2021-22	QnM	15	2	30
<b>5.3</b>	<b>Student Participation and Activities</b>		15	2	30
<b>Criterion V - Student Support and Progression</b>			15	2	30
	<b>Criteria wise Assessment</b>		<b>Weight age (W)</b>	<b>Score</b>	<b>Wtd Grade Point (WGP)</b>
3	Research, Innovation & Extension		33.00	3.88	128.00
5	Student Support & Progression		15.00	2.00	30.00
	<b>Overall:-</b>		48.00	3.29	158.00



**Unit / Cell / Club: Dean – Foreign Affairs**

**Academic and Administrative Audit - 2021-2022**

**Strengths and Weaknesses**

**Strengths :**

- Promotion of Research and Facilities
- Collaboration
- Resource Mobilization for Research

**Weaknesses :**

- Student Participation and Activities





**Scott Christian College (Autonomous)**  
Nagercoil – 629 003, Tamil Nadu, India

**INTERNAL QUALITY ASSURANCE CELL**



# **ACADEMIC & ADMINISTRATIVE AUDIT 2021-2022**

## **BURSAR**

**GRADE**

**B**

**Score : 2.35/4**

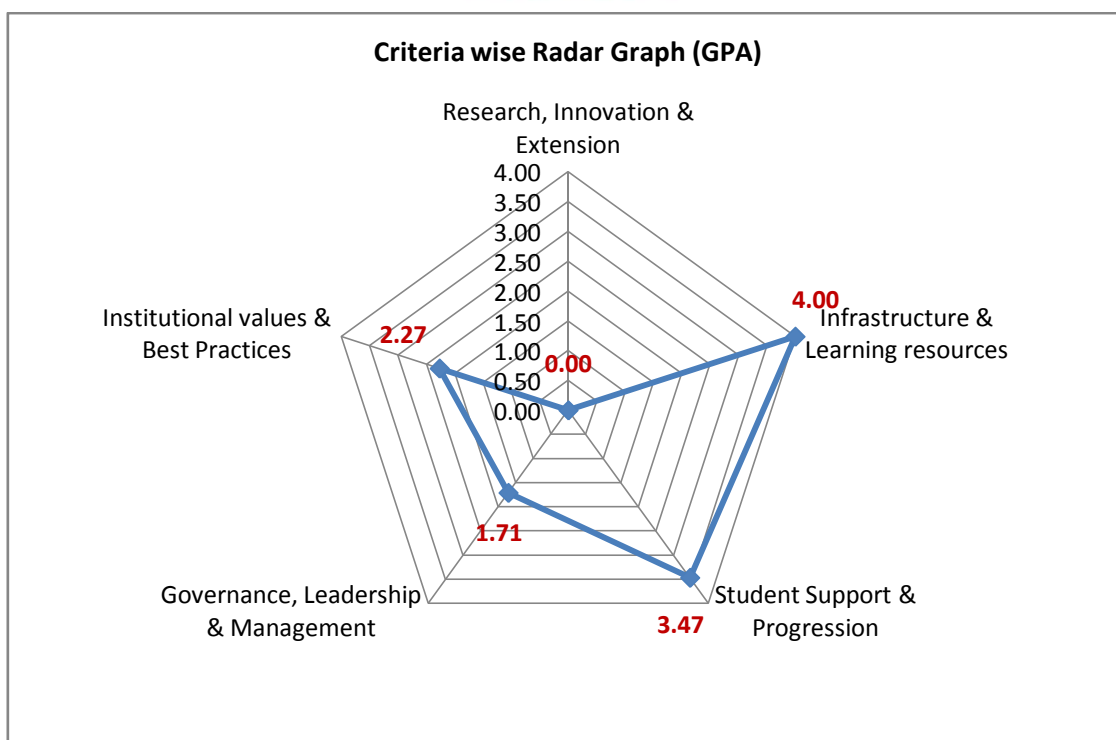
**Unit / Cell / Club: Bursar**

**Academic and Administrative Audit - 2021-2022**

No	Criteria	Weightage (W1)	Criterion-wise Weighted Grade Point (CrWGP1)	Grade Point Averages (CrWGP <sub>i</sub> /W <sub>i</sub> )
1	Curricular Aspects	-	-	-
2	Teaching, Learning & Evaluation	-	-	-
3	Research, Innovation & Extension	13.00	0.00	0.00
4	Infrastructure & Learning resources	25.00	100.00	4.00
5	Student Support & Progression	17.00	59.00	3.47
6	Governance, Leadership & Management	35.00	60.00	1.71
7	Institutional values & Best Practices	84.00	190.50	2.27
	<b>Total</b>	<b>174.00</b>	<b>409.50</b>	<b>2.35</b>
	<b>CGPA : 2.35</b>			

Dean IQAC

Principal

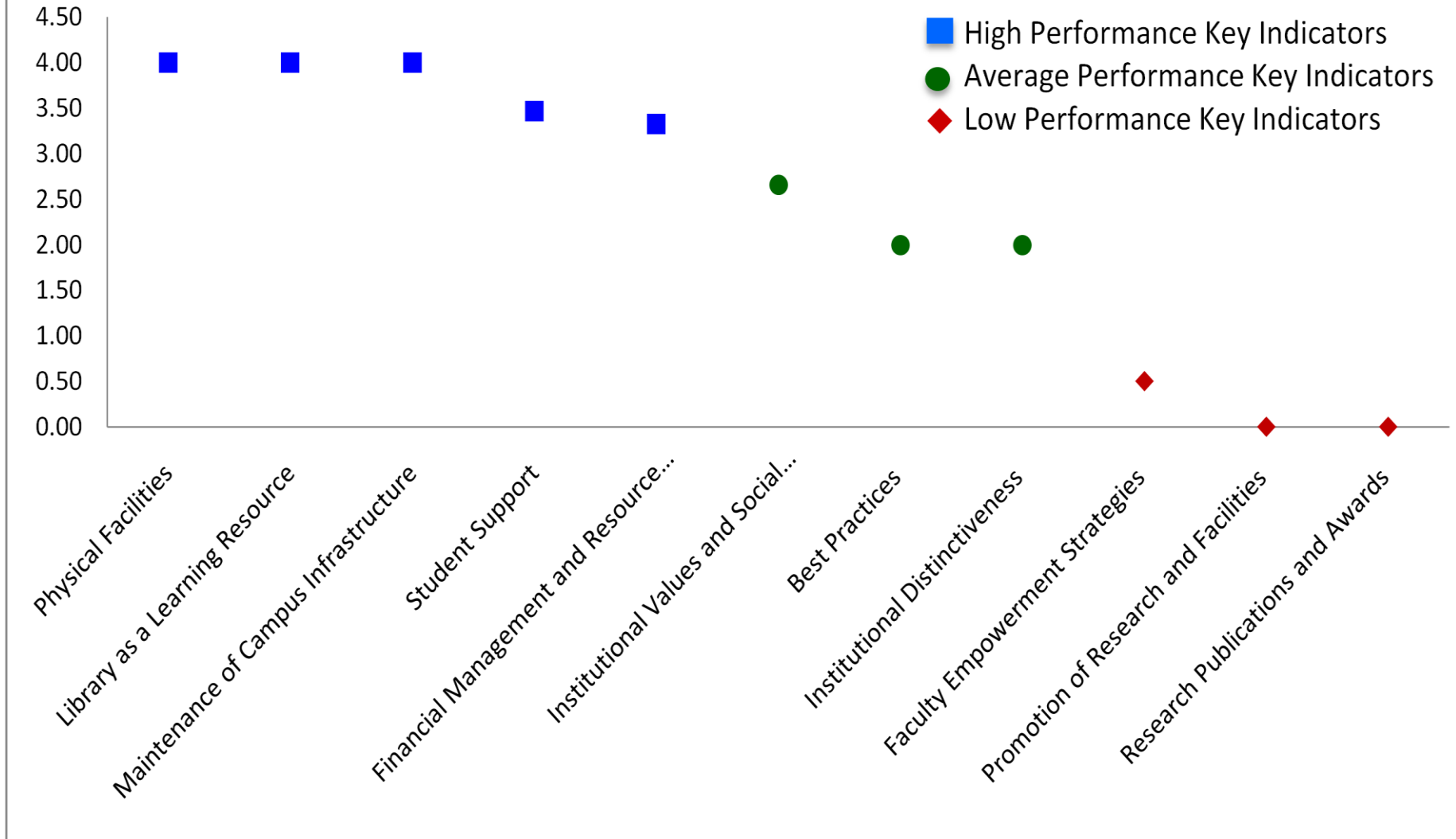


**Unit / Cell / Club: Bursar**

**Academic and Administrative Audit - 2021-2022**

No	Criteria and Key Indicators	Key Indicator Weightage (W <sub>i</sub> )	Key Indicator Wise Weighted Grade Points (KIWGP) <sub>i</sub>	Grade Point Averages (CrWGPi/Wi)
<b>Criterion III – Research, Innovations and Extension</b>				
3.1	Promotion of Research and Facilities	8	0.00	0.00
3.4	Research Publications and Awards	5	0.00	0.00
	<b>Total</b>	<b>13</b>	<b>0.00</b>	<b>0.00</b>
<b>Criterion IV – Infrastructure and Learning Resources</b>				
4.1	Physical Facilities	10	40.00	4.00
4.2	Library as a Learning Resource	5	20.00	4.00
4.4	Maintenance of Campus Infrastructure	10	40.00	4.00
	<b>Total</b>	<b>25</b>	<b>100.00</b>	<b>4.00</b>
<b>Criterion V - Student Support and Progression</b>				
5.1	Student Support	17	59.00	3.47
	<b>Total</b>	<b>17</b>	<b>59.00</b>	<b>3.47</b>
<b>Criterion VI – Governance, Leadership and Management</b>				
6.3	Faculty Empowerment Strategies	20	10.00	0.50
6.4	Financial Management and Resource Mobilization	15	50.00	3.33
	<b>Total</b>	<b>35</b>	<b>60.00</b>	<b>1.71</b>
<b>Criterion VII – Institutional Values and Best Practices</b>				
7.1	Institutional Values and Social Responsibilities	34	90.50	2.66
7.2	Best Practices	30	60.00	2.00
7.3	Institutional Distinctiveness	20	40.00	2.00
	<b>Total</b>	<b>84</b>	<b>190.50</b>	<b>2.27</b>
	<b>Grand Total</b>	<b>174</b>	<b>409.50</b>	<b>2.35</b>

Values Comparison of Metrics in Key Indicators based on Performance (GPA)





**Scott Christian College (Autonomous), Nagercoil**  
AAA 2021-22 - Assessment Sheet



Bursar

**Qualitative & Quantitative Metrics**

Metric	Parameter	QIM/ QnM	Weight age	Score	Wtd. Score
	<b>Criterion III – Research, Innovations and Extension</b>				
<b>3.1</b>	<b>Promotion of Research and Facilities</b>				
3.1.2	Amount of seed money provided by institution to its teachers for research year wise during 2021-22 (INR in lakhs)	QnM	8	0	0
<b>3.1</b>	<b>Promotion of Research and Facilities</b>		<b>8</b>	<b>0</b>	<b>0</b>
<b>3.4</b>	<b>Research Publications and Awards</b>				
3.4.2	Number of candidates registered for Ph.D. per teacher during 2021-22	QnM	5	0	0
<b>3.4</b>	<b>Research Publications and Awards</b>		<b>5</b>	<b>0</b>	<b>0</b>
	<b>Criterion III – Research, Innovations and Extension</b>		<b>13</b>	<b>0</b>	<b>0</b>
	<b>Criterion IV – Infrastructure and Learning Resources</b>				
<b>4.1</b>	<b>Physical Facilities</b>				
4.1.2	Expenditure for infrastructure development and augmentation, excluding salary during 2021-22	QnM	10	4	40
<b>4.1</b>	<b>Physical Facilities</b>		<b>10</b>	<b>4</b>	<b>40</b>
<b>4.2</b>	<b>Library as a Learning Resource</b>				
4.2.2	Percentage of expenditure for purchase of books/ e-books and subscription to journals/e-journals during 2021-22	QnM	5	4	20
<b>4.2</b>	<b>Library as a Learning Resource</b>		<b>5</b>	<b>4</b>	<b>20</b>
<b>4.4</b>	<b>Maintenance of Campus Infrastructure</b>				
4.4.1	Expenditure incurred on maintenance of physical facilities and academic support facilities excluding salary component during 2021-22	QnM	10	4	40
4.4.2	There are established systems and procedures for maintaining and utilizing physical and academic support facilities – laboratory, library, sports complex, computers, classrooms etc	QIM	10	3	30
<b>4.4</b>	<b>Maintenance of Campus Infrastructure</b>		<b>10</b>	<b>4</b>	<b>40</b>
	<b>Criterion IV – Infrastructure and Learning Resources</b>		<b>25</b>	<b>4</b>	<b>100</b>

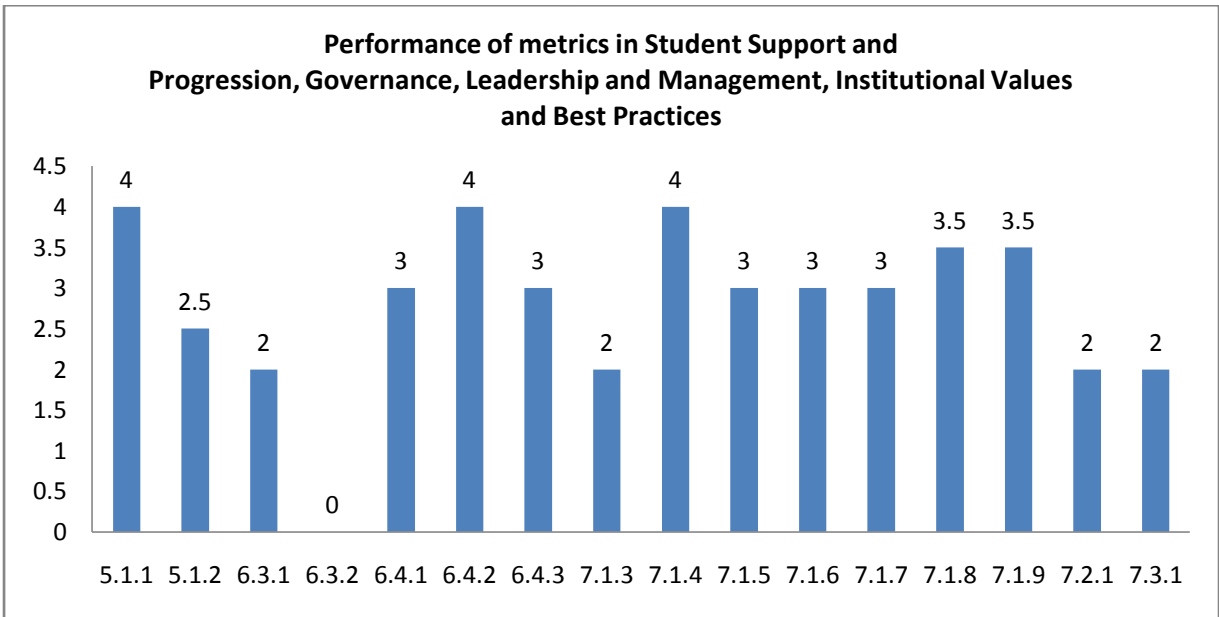
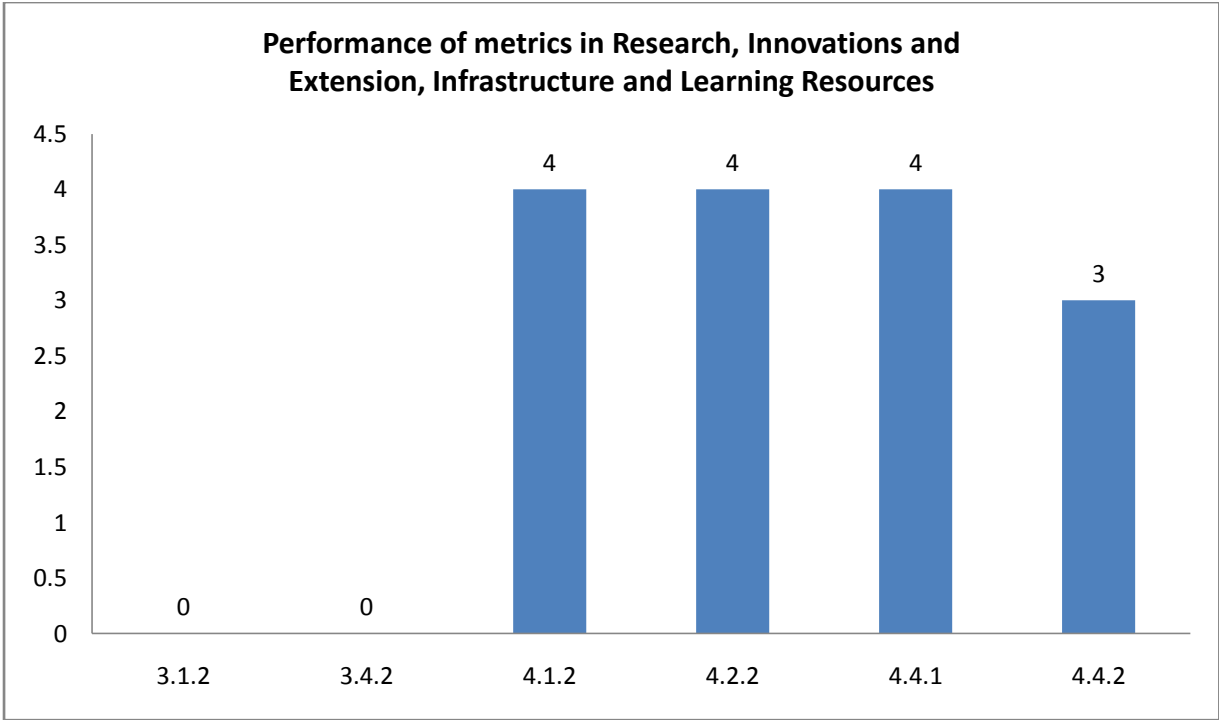
	<b>Criterion V - Student Support and Progression</b>				
<b>5.1</b>	<b>Student Support</b>				
5.1.1	Number of students benefited by scholarships and freeships provided by the institution, Government and non-government bodies, industries, individuals, philanthropists during 2021-22	QnM	11	4	44
5.1.2	Efforts taken by the institution to provide career counselling including e-counselling and guidance for competitive examinations during 2021-22	QIM	6	<b>2.5</b>	15
<b>5.1</b>	<b>Student Support</b>		17	3.47	59
<b>Criterion V - Student Support and Progression</b>			17	3.47	59
	<b>Criterion VI – Governance, Leadership and Management</b>				
<b>6.3</b>	<b>Faculty Empowerment Strategies</b>				
6.3.1	The institution has performance appraisal system, effective welfare measures for teaching and non-teaching staff and avenues for career development/progression	QIM	5	<b>2</b>	10
6.3.2	Number of teachers provided with financial support to attend conferences/workshops and towards membership fee of professional bodies year-wise during 2021-22	QnM	15	0	0
<b>6.3</b>	<b>Faculty Empowerment Strategies</b>		20	0.5	10
<b>6.4</b>	<b>Financial Management and Resource Mobilization</b>				
6.4.1	Institutional strategies for mobilisation of funds other than salary and fees and the optimal utilisation of resources	QIM	5	3	15
6.4.2	Total Grants received from government/non-government bodies, philanthropists year wise during last five years (not covered in Criterion III and V)	QnM	5	4	20
6.4.3	Institution regularly conducts internal and external financial audits regularly	QIM	5	3	15
<b>6.4</b>	<b>Financial Management and Resource Mobilization</b>		15	3.33	50
<b>Criterion VI – Governance, Leadership and Management</b>			35	1.71	60
	<b>Criterion VII – Institutional Values and Best Practices</b>				
<b>7.1</b>	<b>Institutional Values and Social Responsibilities</b>				
7.1.3	Waste Management steps including: a) Solid waste management b) Liquid waste management c) Biomedical waste management d) E-waste management e) Waste recycling system f) Hazardous chemicals and radioactive waste management	QIM	6	2	<b>12</b>



7.1.4	Rain water harvesting structures and utilization : 1. Rain water harvesting 2. Borewell /Open well recharge 3. Construction of tanks and bunds 4. Waste water recycling 5. Maintenance of water bodies and distribution system in the campus	QnM	5	4	<b>20</b>
7.1.5	Green campus initiatives include Describer the Green campus initiative of the institution including Restricted entry of automobiles, Use of Bicycles/ Battery powered vehicles , Pedestrian Friendly pathways , Ban on use of Plastic, landscaping with trees and plants etc	QIM	4	3	12
7.1.6	The institutional environment and energy initiatives are confirmed through the following 1. Green audit / Environmental audit 2. Energy audit 3.Clean and green campus recognitions/awards 4. Beyond the campus environmental promotion and sustainability activities	QnM	5	3	15
7.1.7	The Institution has Differently-abled (Divyangjan) friendly, barrier free environment	QIM	5	3	
7.1.8	Institutional efforts/initiatives in providing an inclusive environment i.e., tolerance and harmony towards cultural, regional, linguistic, communal socioeconomic and other diversities	QIM	5	3.5	<b>17.5</b>
7.1.9	Sensitization of students and employees of the Institution to the constitutional obligations: values, rights, duties and responsibilities of citizens	QIM	4	3.5	<b>14</b>
<b>7.1</b>	<b>Institutional Values and Social Responsibilities</b>		34	2.66	90.5
<b>7.2</b>	<b>Best Practices</b>				
7.2.1	Describe any one best practice followed by the Department / Cell / Body / Committee / Club/Unit	QIM	30	2	60
<b>7.2</b>	<b>Best Practices</b>		30	2	60
<b>7.3</b>	<b>Institutional Distinctiveness</b>				
7.3.1	Describe/Explain the performance the Department in one area distinctive to its Vision, Priority & Thrust	QIM	20	2	40
<b>7.3</b>	<b>Institutional Distinctiveness</b>		20	2	40
<b>Criterion VII – Institutional Values and Best Practices</b>			84	2.27	190.5

	<b>Criteria-wise Assessment</b>		<b>Weight age (W)</b>	<b>Score</b>	<b>Wtd Grade Point (WGP)</b>
3	Research, Innovation & Extension		13.00	0.00	0.00
4	Infrastructure & Learning resources		25.00	4.00	100.00
5	Student Support & Progression		17.00	3.47	59.00
6	Governance, Leadership & Management		35.00	1.71	60.00
7	Institutional values & Best Practices		84.00	2.27	190.50
	<b>Overall:-</b>		<b>174.00</b>	<b>2.35</b>	<b>409.50</b>





**Unit / Cell / Club: Bursar**

**Academic and Administrative Audit - 2021-2022**

**Strengths and Weaknesses**

**Strengths :**

- Physical Facilities
- Library as a Learning Resource
- Maintenance of Campus Infrastructure
- Student Support
- Financial Management and Resource Mobilization

**Weaknesses :**

- Institutional Values and Social Responsibilities
- Best Practices
- Institutional Distinctiveness
- Faculty Empowerment Strategies
- Promotion of Research and Facilities
- Research Publications and Awards





**Scott Christian College (Autonomous)**  
Nagercoil – 629 003, Tamil Nadu, India



**INTERNAL QUALITY ASSURANCE CELL**

# **ACADEMIC & ADMINISTRATIVE AUDIT 2021-2022**

## **NCC – ARMY**

**GRADE**

**B**

**Score : 2.49/4**

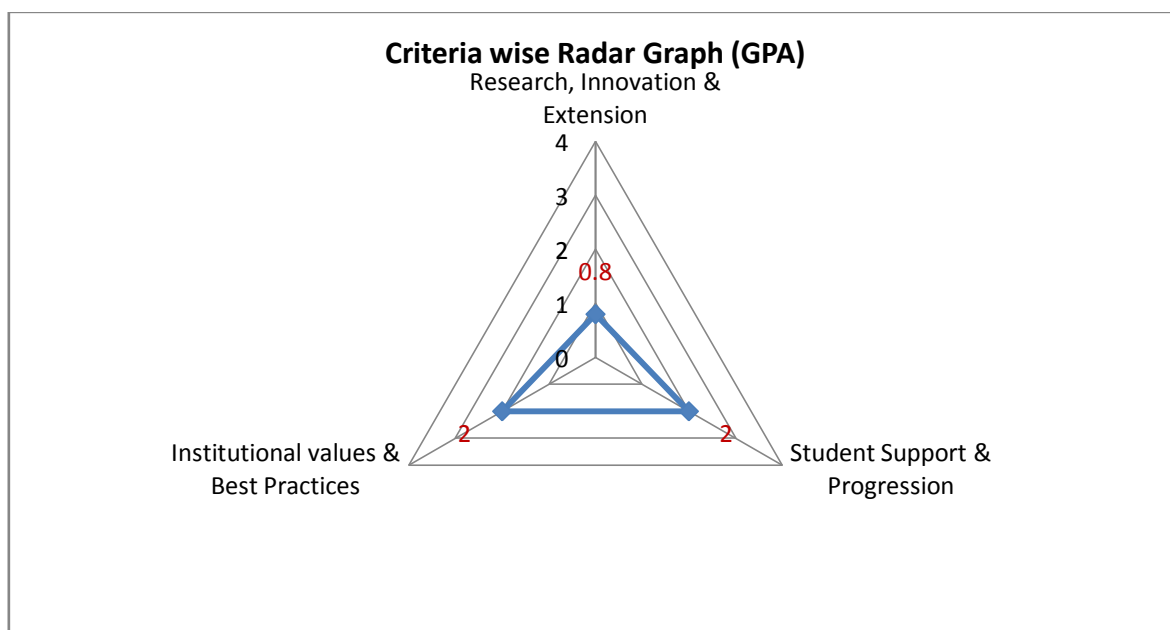
**Unit / Cell / Club: NCC - Army**

**Academic and Administrative Audit - 2021-2022**

No	Criteria	Weightage (W1)	Criterion-wise Weighted Grade Point (CrWGP1)	Grade Point Averages (CrWGP <sub>i</sub> /W <sub>i</sub> )
1	Curricular Aspects	-	-	-
2	Teaching, Learning & Evaluation	-	-	-
3	Research, Innovation & Extension	20.00	60.00	3.00
4	Infrastructure & Learning resources	-	-	-
5	Student Support & Progression	10.00	25.00	2.50
6	Governance, Leadership & Management	-	-	-
7	Institutional values & Best Practices	64.00	142.00	2.22
	<b>Total</b>	<b>94.00</b>	<b>227.00</b>	<b>2.41</b>
	<b>CGPA : 2.41</b>			

Dean IQAC

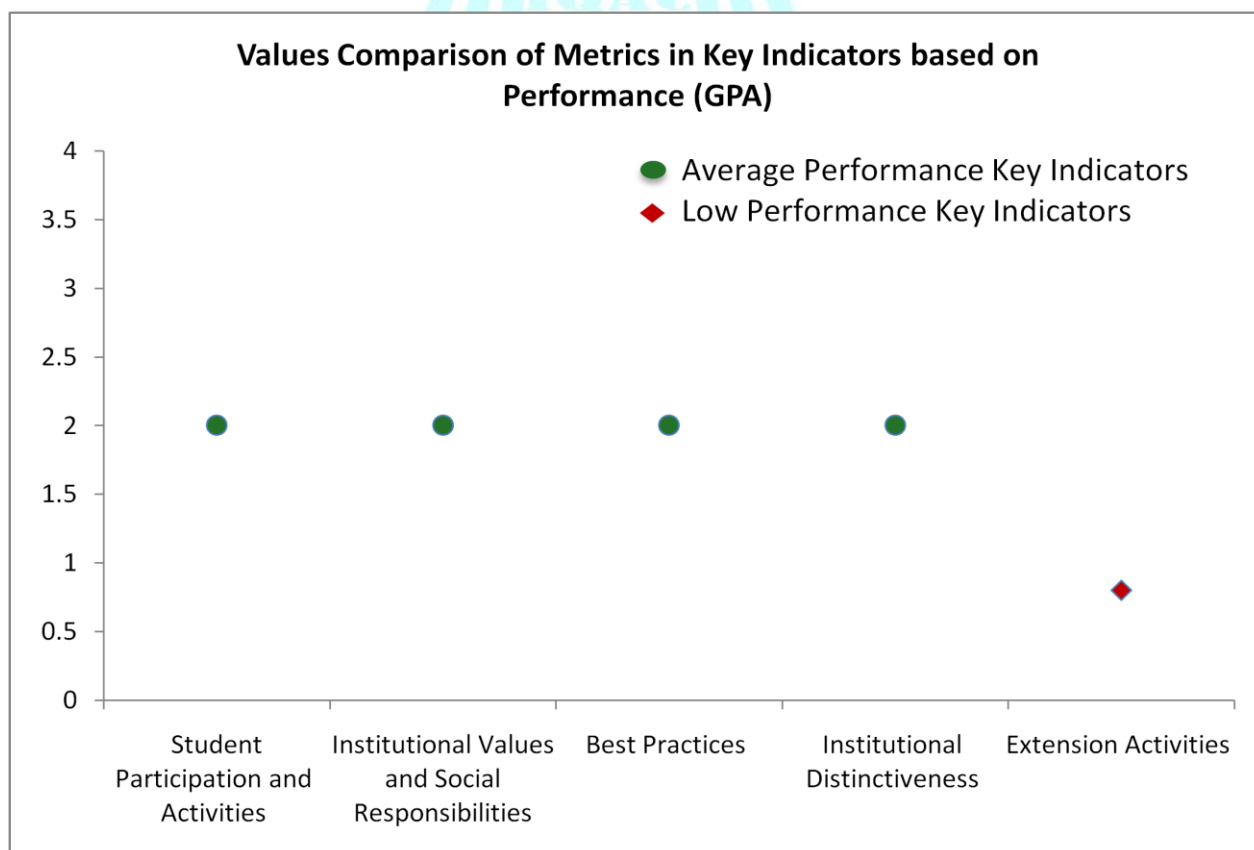
Principal



**Unit / Cell / Club: NCC - Army**

**Academic and Administrative Audit - 2021-2022**

No	Criteria and Key Indicators	Key Indicator Weightage (W <sub>i</sub> )	Key Indicator Wise Weighted Grade Points (KIWGP) <sub>i</sub>	Grade Point Averages (CrWGPI/Wi)
<b>Criterion III – Research, Innovations and Extension</b>				
3.6	Extension Activities	20	60.00	3.00
	<b>Total</b>	<b>20</b>	<b>60.00</b>	<b>3.00</b>
<b>Criterion V - Student Support and Progression</b>				
5.3	Student Participation and Activities	10	25.00	2.50
	<b>Total</b>	<b>10</b>	<b>25.00</b>	<b>2.50</b>
<b>Criterion VII – Institutional Values and Best Practices</b>				
7.1	Institutional Values and Social Responsibilities	14	42.00	3.00
7.2	Best Practices	30	60.00	2.00
7.3	Institutional Distinctiveness	20	40.00	2.00
	<b>Total</b>	<b>64</b>	<b>142.00</b>	<b>2.22</b>
	<b>Grand Total</b>	<b>94</b>	<b>227.00</b>	<b>2.41</b>





## Scott Christian College (Autonomous), Nagercoil




AAA 2021-2022 - Assessment Sheet

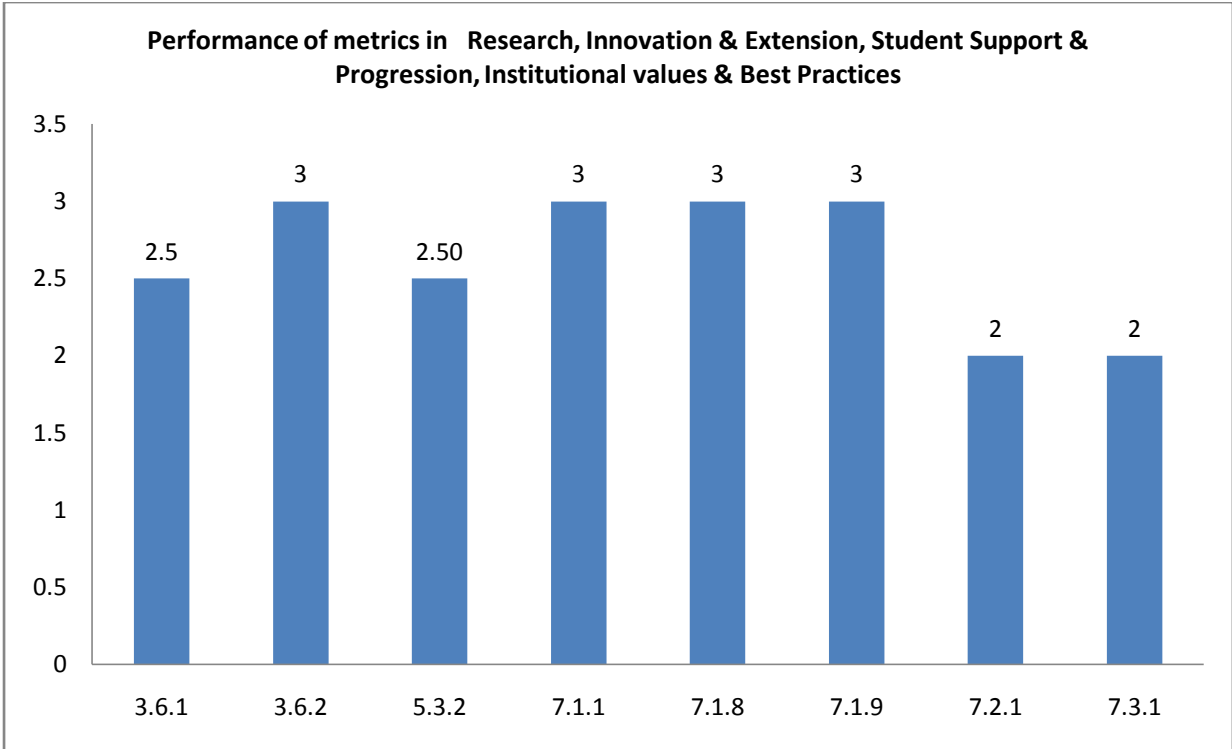
NCC - Army

### Qualitative & Quantitative Metrics

Metric	Parameter	QIM/ QnM	Weight age	Score	Wtd. Score
<b>Criterion III – Research, Innovations and Extension</b>					
<b>3.6</b>	<b>Extension Activities</b>				
3.6.1	What are the Extension activities in the neighborhood community in terms of impact and sensitizing students to social issues and holistic development and awards received during 2021-22?	QIM	30	2.5	75
3.6.2	Number of extension and outreach Programmes conducted by the institution through organized forums including NSS/NCC with involvement of community during 2021-22	QnM	20	3	60
<b>3.6</b>	<b>Extension Activities</b>		20	3.00	60
<b>Criterion III – Research, Innovations and Extension</b>					
<b>Criterion V - Student Support and Progression</b>					
<b>5.3</b>	<b>Student Participation and Activities</b>				
5.3.2	Presence of an active Student Council & representation of students on academic & administrative bodies/committees	QIM	10	<b>2.50</b>	<b>25</b>
<b>5.3</b>	<b>Student Participation and Activities</b>		10	2.50	25
<b>Criterion V - Student Support and Progression</b>					
<b>Criterion VII – Institutional Values and Best Practices</b>					
<b>7.1</b>	<b>Institutional Values and Social Responsibilities</b>				
7.1.1	Number of gender equity promotion Programmes organized by the department/club/cell/ unit during 2021-22	QIM	5	<b>3</b>	<b>15</b>



7.1.8	Institutional efforts/initiatives in providing an inclusive environment i.e., tolerance and harmony towards cultural, regional, linguistic, communal socioeconomic and other diversities	QIM	5	3	<b>15</b>
7.1.9	Sensitization of students and employees of the Institution to the constitutional obligations: values, rights, duties and responsibilities of citizens	QIM	4	3	<b>12</b>
<b>7.1</b>	<b>Institutional Values and Social Responsibilities</b>		14	3.00	42
<b>7.2</b>	<b>Best Practices</b>				
7.2.1	Describe any one best practice followed by the Department / Cell / Body / Committee / Club/Unit	QIM	30	2.00	60
<b>7.2</b>	<b>Best Practices</b>		30	2.00	60
<b>7.3</b>	<b>Institutional Distinctiveness</b>				
7.3.1	Describe/Explain the performance the Department in one area distinctive to its Vision, Priority & Thrust	QIM	20	2.00	40
<b>7.3</b>	<b>Institutional Distinctiveness</b>		20	2.00	40
<b>Criterion VII – Institutional Values and Best Practices</b>			64	2.22	142
					
<b>Criteria-wise Assessment</b>			<b>Weight age (W)</b>	<b>Score</b>	<b>Wtd Grade Point (WGP)</b>
3	Research, Innovation & Extension		20.00	3.00	60.00
5	Student Support & Progression		10.00	2.50	25.00
7	Institutional values & Best Practices		64.00	2.22	142.00
<b>Overall:-</b>			<b>94.00</b>	<b>2.41</b>	<b>227.00</b>



**Unit / Cell / Club: NCC - Army**

**Academic and Administrative Audit - 2021-2022**

**Strengths and Weaknesses**

**Strengths : Nil**

**Weaknesses :**

- Student Participation and Activities
- Institutional Values and Social Responsibilities
- Best Practices
- Institutional Distinctiveness
- Extension Activities





**Scott Christian College (Autonomous)**  
Nagercoil – 629 003, Tamil Nadu, India

**INTERNAL QUALITY ASSURANCE CELL**



# **ACADEMIC & ADMINISTRATIVE AUDIT 2021-2022**

## **NCC – NAVY**

**GRADE**

**B**

**Score : 2.49/4**

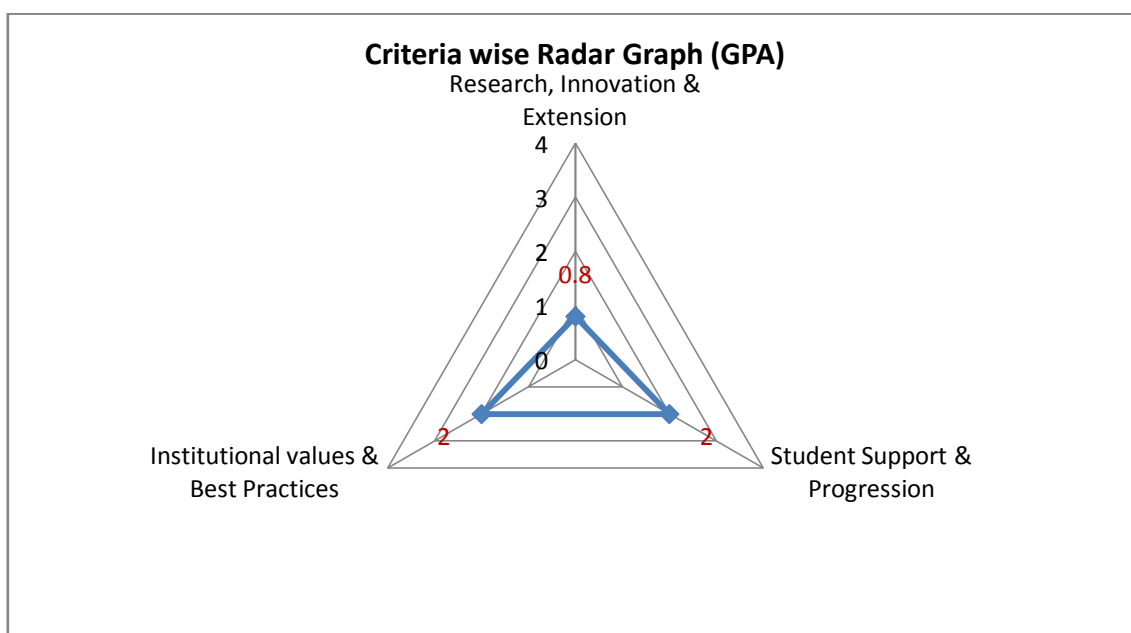
**Unit / Cell / Club: NCC - Navy**

**Academic and Administrative Audit - 2021-2022**

No	Criteria	Weightage (W1)	Criterion-wise Weighted Grade Point (CrWGP1)	Grade Point Averages (CrWGP <sub>i</sub> /W <sub>i</sub> )
1	Curricular Aspects	-	-	-
2	Teaching, Learning & Evaluation	-	-	-
3	Research, Innovation & Extension	20.00	60.00	3.00
4	Infrastructure & Learning resources	-	-	-
5	Student Support & Progression	10.00	30.00	3.00
6	Governance, Leadership & Management	-	-	-
7	Institutional values & Best Practices	64.00	144.00	2.25
	<b>Total</b>	<b>94.00</b>	<b>234.00</b>	<b>2.49</b>
<b>CGPA : 2.49</b>				

Dean IQAC

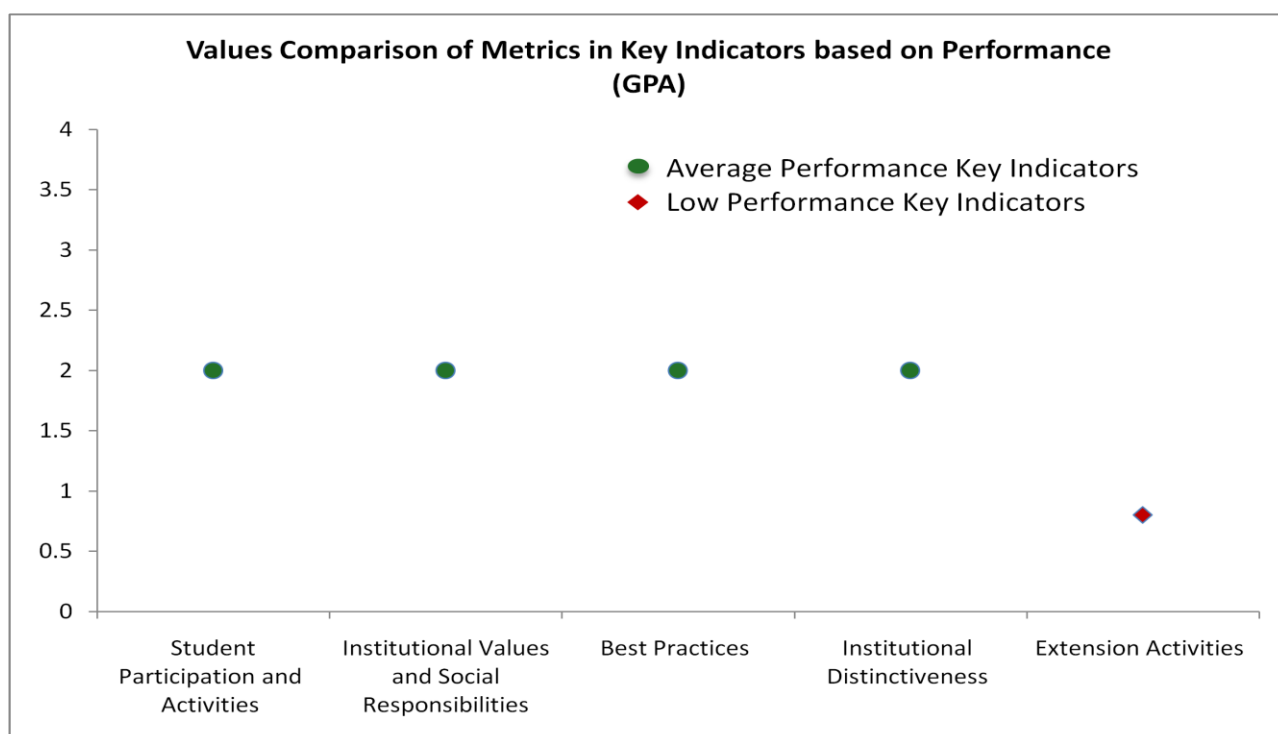
Principal



**Unit / Cell / Club: NCC - Navy**

**Academic and Administrative Audit - 2021-2022**

No	Criteria and Key Indicators	Key Indicator Weightage (W <sub>i</sub> )	Key Indicator Wise Weighted Grade Points (KIWGP) <sub>i</sub>	Grade Point Averages (CrWGPI/W <sub>i</sub> )
<b>Criterion III – Research, Innovations and Extension</b>				
3.6	Extension Activities	20	60.00	3.00
	<b>Total</b>	<b>20</b>	<b>60.00</b>	<b>3.00</b>
<b>Criterion V - Student Support and Progression</b>				
5.3	Student Participation and Activities	10	30.00	3.00
	<b>Total</b>	<b>10</b>	<b>30.00</b>	<b>3.00</b>
<b>Criterion VII – Institutional Values and Best Practices</b>				
7.1	Institutional Values and Social Responsibilities	14	44.00	3.14
7.2	Best Practices	30	60.00	2.00
7.3	Institutional Distinctiveness	20	40.00	2.00
	<b>Total</b>	<b>64</b>	<b>144.00</b>	<b>2.25</b>
	<b>Grand Total</b>	<b>94</b>	<b>234.00</b>	<b>2.49</b>





## Scott Christian College (Autonomous), Nagercoil



AAA 2021-2022 - Assessment Sheet

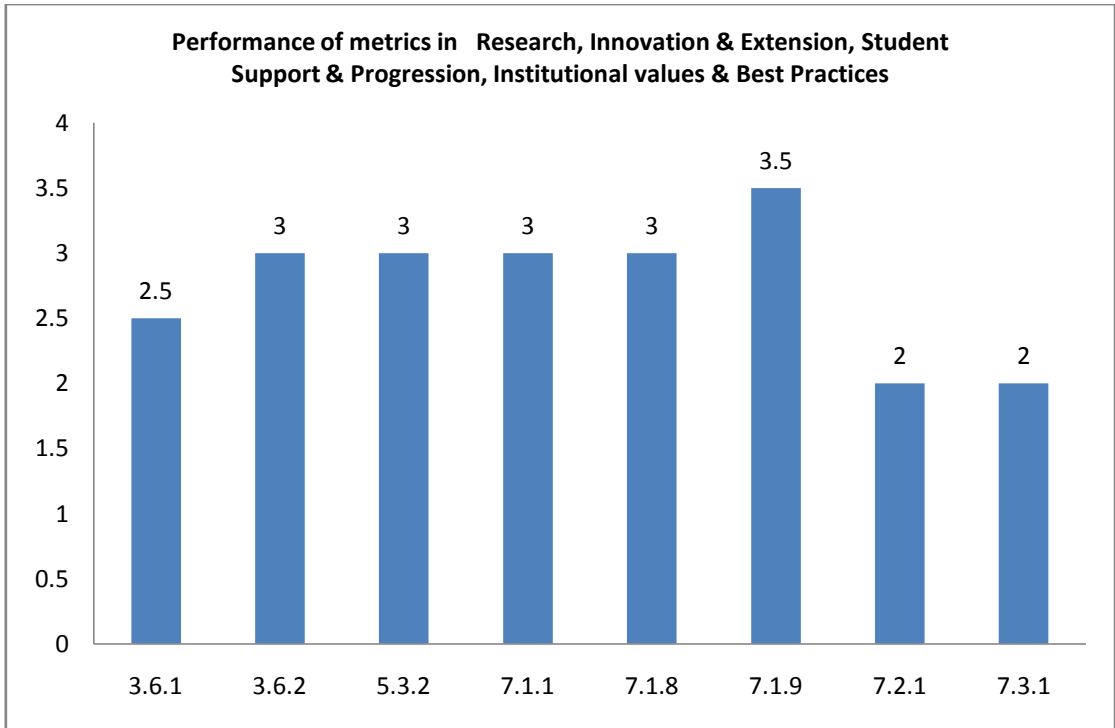
NCC - Navy

### Qualitative & Quantitative Metrics

Metric	Parameter	QIM/ QnM	Weight age	Score	Wtd. Score
	<b>Criterion III – Research, Innovations and Extension</b>				
<b>3.6</b>	<b>Extension Activities</b>				
3.6.1	What are the Extension activities in the neighborhood community in terms of impact and sensitizing students to social issues and holistic development and awards received during 2021-22?	QIM	30	2.5	75
3.6.2	Number of extension and outreach Programmes conducted by the institution through organized forums including NSS/NCC with involvement of community during 2021-22	QnM	20	3	60
<b>3.6</b>	<b>Extension Activities</b>		20	3.00	60
	<b>Criterion III – Research, Innovations and Extension</b>		20	3.00	60
	<b>Criterion V - Student Support and Progression</b>				
<b>5.3</b>	<b>Student Participation and Activities</b>				
5.3.2	Presence of an active Student Council & representation of students on academic & administrative bodies/committees	QIM	10	<b>3.00</b>	<b>30</b>
<b>5.3</b>	<b>Student Participation and Activities</b>		10	3.00	30
	<b>Criterion V - Student Support and Progression</b>		10	3.00	30
	<b>Criterion VII – Institutional Values and Best Practices</b>				
<b>7.1</b>	<b>Institutional Values and Social Responsibilities</b>				
7.1.1	Number of gender equity promotion Programmes organized by the department/club/cell/ unit during 2021-22	QIM	5	<b>3</b>	<b>15</b>

7.1.8	Institutional efforts/initiatives in providing an inclusive environment i.e., tolerance and harmony towards cultural, regional, linguistic, communal socioeconomic and other diversities	QIM	5	3	15
7.1.9	Sensitization of students and employees of the Institution to the constitutional obligations: values, rights, duties and responsibilities of citizens	QIM	4	3.5	14
<b>7.1</b>	<b>Institutional Values and Social Responsibilities</b>		14	3.14	44
<b>7.2</b>	<b>Best Practices</b>				
7.2.1	Describe any one best practice followed by the Department / Cell / Body / Committee / Club/Unit	QIM	30	2.00	60
<b>7.2</b>	<b>Best Practices</b>		30	2.00	60
<b>7.3</b>	<b>Institutional Distinctiveness</b>				
7.3.1	Describe/Explain the performance the Department in one area distinctive to its Vision, Priority & Thrust	QIM	20	2.00	40
<b>7.3</b>	<b>Institutional Distinctiveness</b>		20	2.00	40
<b>Criterion VII – Institutional Values and Best Practices</b>			64	2.25	144
	<b>Criteria-wise Assessment</b>		<b>Weight age (W)</b>	<b>Score</b>	<b>Wtd Grade Point (WGP)</b>
3	Research, Innovation & Extension		20.00	3.00	60.00
5	Student Support & Progression		10.00	3.00	30.00
7	Institutional values & Best Practices		64.00	2.25	144.00
	<b>Overall:-</b>		94.00	2.49	234.00





**Unit / Cell / Club: NCC - Navy**

**Academic and Administrative Audit - 2021-2022**

**Strengths and Weaknesses**

**Strengths : Nil**

**Weaknesses :**

- Student Participation and Activities
- Institutional Values and Social Responsibilities
- Best Practices
- Institutional Distinctiveness
- Extension Activities





**Scott Christian College (Autonomous)**  
Nagercoil – 629 003, Tamil Nadu, India



**INTERNAL QUALITY ASSURANCE CELL**

# **ACADEMIC & ADMINISTRATIVE AUDIT 2021-2022**

## **NSS – 90**

**GRADE**

# **B +**

**Score : 2.65/4**

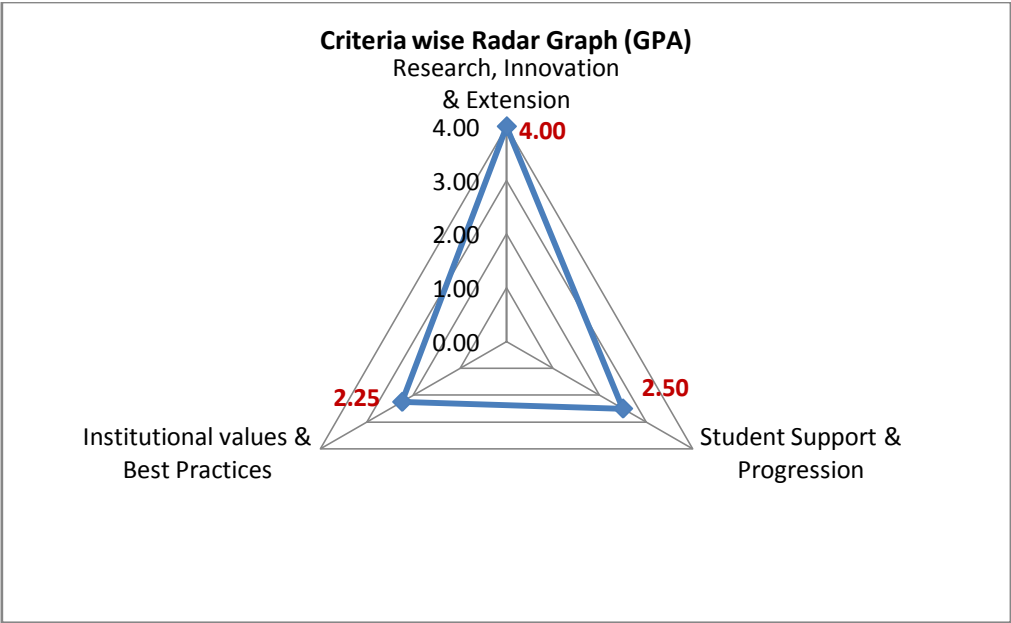
**Unit / Cell / Club: NSS - 90**

**Academic and Administrative Audit - 2021-2022**

No	Criteria	Weightage (W1)	Criterion-wise Weighted Grade Point (CrWGP1)	Grade Point Averages (CrWGP <sub>i</sub> /W <sub>i</sub> )
1	Curricular Aspects	-	-	-
2	Teaching, Learning & Evaluation	-	-	-
3	Research, Innovation & Extension	20.00	80.00	4.00
4	Infrastructure & Learning resources	-	-	-
5	Student Support & Progression	10.00	25.00	2.50
6	Governance, Leadership & Management	-	-	-
7	Institutional values & Best Practices	64.00	144.00	2.25
	<b>Total</b>	<b>94.00</b>	<b>249.00</b>	<b>2.65</b>
	<b>CGPA : 2.65</b>			

Dean IQAC

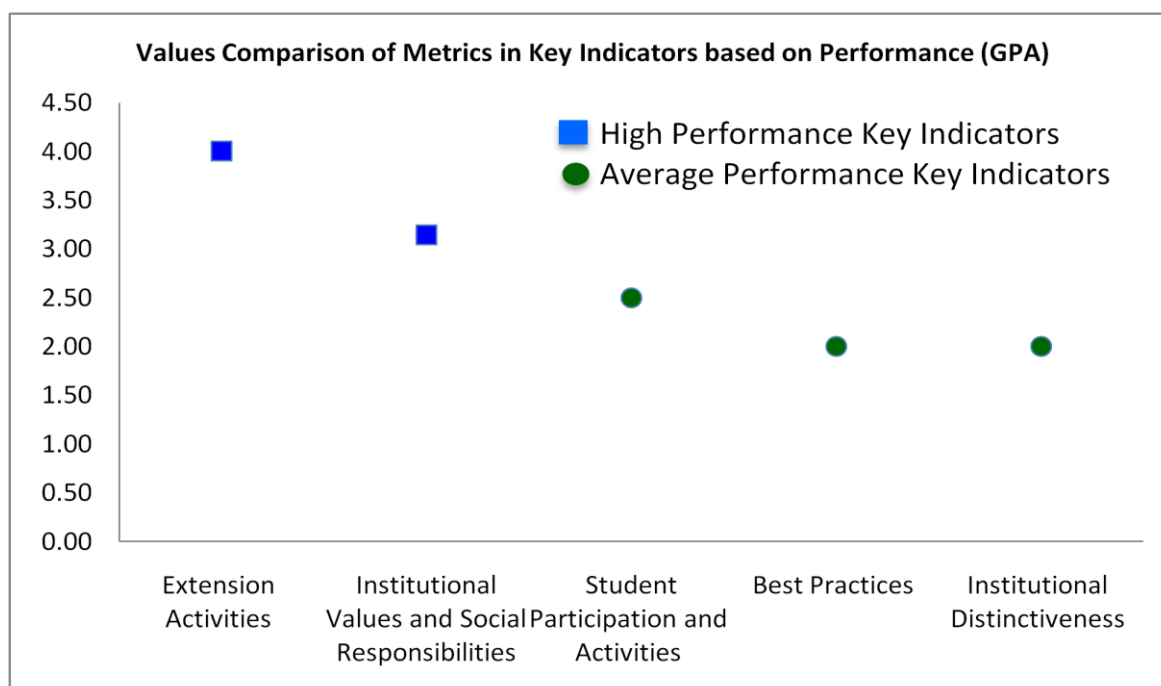
Principal



**Unit / Cell / Club: NSS - 90**

**Academic and Administrative Audit - 2021-2022**

No	Criteria and Key Indicators	Key Indicator Weightage (W <sub>i</sub> )	Key Indicator Wise Weighted Grade Points (KIWGP) <sub>i</sub>	Grade Point Averages (CrWGPI/W <sub>i</sub> )
<b>Criterion III – Research, Innovations and Extension</b>				
3.6	Extension Activities	20	80.00	4.00
	<b>Total</b>	<b>20</b>	<b>80.00</b>	<b>4.00</b>
<b>Criterion V - Student Support and Progression</b>				
5.3	Student Participation and Activities	10	25.00	2.50
	<b>Total</b>	<b>10</b>	<b>25.00</b>	<b>2.50</b>
<b>Criterion VII – Institutional Values and Best Practices</b>				
7.1	Institutional Values and Social Responsibilities	14	44.00	3.14
7.2	Best Practices	30	60.00	2.00
7.3	Institutional Distinctiveness	20	40.00	2.00
	<b>Total</b>	<b>64</b>	<b>144.00</b>	<b>2.25</b>
	<b>Grand Total</b>	<b>94</b>	<b>249.00</b>	<b>2.65</b>





## Scott Christian College (Autonomous), Nagercoil



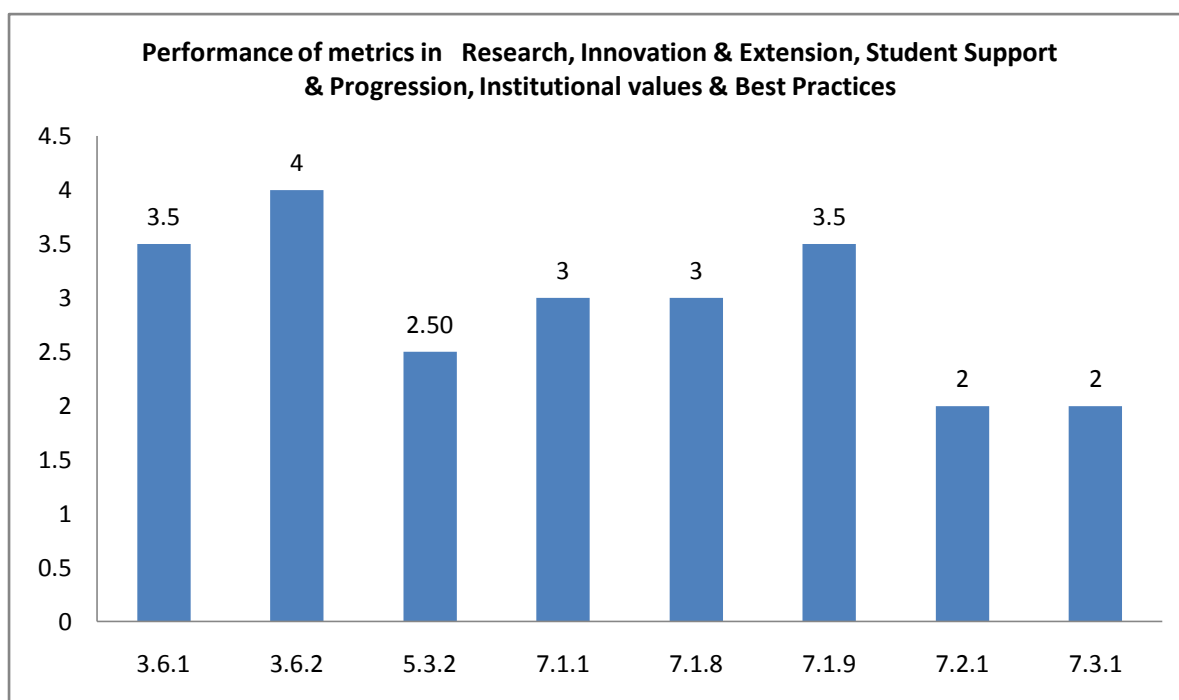
AAA 2021-2022 - Assessment Sheet

NSS-90

### Qualitative & Quantitative Metrics

Metric	Parameter	QIM/ QnM	Weight age	Score	Wtd. Score
	<b>Criterion III – Research, Innovations and Extension</b>				
<b>3.6</b>	<b>Extension Activities</b>				
3.6.1	What are the Extension activities in the neighborhood community in terms of impact and sensitizing students to social issues and holistic development and awards received during 2021-22?	QIM	30	3.5	105
3.6.2	Number of extension and outreach Programmes conducted by the institution through organized forums including NSS/NCC with involvement of community during 2021-22	QnM	20	4	80
<b>3.6</b>	<b>Extension Activities</b>		20	4.00	80
	<b>Criterion III – Research, Innovations and Extension</b>		20	4.00	80
	<b>Criterion V - Student Support and Progression</b>				
<b>5.3</b>	<b>Student Participation and Activities</b>				
5.3.2	Presence of an active Student Council & representation of students on academic & administrative bodies/committees	QIM	10	<b>2.50</b>	<b>25</b>
<b>5.3</b>	<b>Student Participation and Activities</b>		10	2.50	25
	<b>Criterion V - Student Support and Progression</b>		10	2.50	25
	<b>Criterion VII – Institutional Values and Best Practices</b>				
<b>7.1</b>	<b>Institutional Values and Social Responsibilities</b>				
7.1.1	Number of gender equity promotion Programmes organized by the department/club/cell/ unit during 2021-22	QIM	5	<b>3</b>	<b>15</b>
7.1.8	Institutional efforts/initiatives in providing an inclusive environment i.e., tolerance and harmony towards cultural, regional, linguistic, communal socioeconomic and other diversities	QIM	5	3	<b>15</b>

7.1.9	Sensitization of students and employees of the Institution to the constitutional obligations: values, rights, duties and responsibilities of citizens	QIM	4	3.5	<b>14</b>
<b>7.1</b>	<b>Institutional Values and Social Responsibilities</b>		14	3.14	44
<b>7.2</b>	<b>Best Practices</b>				
7.2.1	Describe any one best practice followed by the Department / Cell / Body / Committee / Club/Unit	QIM	30	2.00	60
<b>7.2</b>	<b>Best Practices</b>		30	2.00	60
<b>7.3</b>	<b>Institutional Distinctiveness</b>				
7.3.1	Describe/Explain the performance the Department in one area distinctive to its Vision, Priority & Thrust	QIM	20	2.00	40
<b>7.3</b>	<b>Institutional Distinctiveness</b>		20	2.00	40
<b>Criterion VII – Institutional Values and Best Practices</b>			64	2.25	144
	<b>Criteria-wise Assessment</b>		<b>Weight age (W)</b>	<b>Score</b>	<b>Wtd Grade Point (WGP)</b>
3	Research, Innovation & Extension		20.00	4.00	80.00
5	Student Support & Progression		10.00	2.50	25.00
7	Institutional values & Best Practices		64.00	2.25	144.00
	<b>Overall:-</b>		94.00	2.65	249.00





**Unit / Cell / Club: NSS - 90**

**Academic and Administrative Audit - 2021-2022**

**Strengths and Weaknesses**

**Strengths :**

- Extension Activities
- Institutional Values and Social Responsibilities

**Weaknesses :**

- Student Participation and Activities
- Best Practices
- Institutional Distinctiveness





**Scott Christian College (Autonomous)**  
Nagercoil – 629 003, Tamil Nadu, India



**INTERNAL QUALITY ASSURANCE CELL**

# **ACADEMIC & ADMINISTRATIVE AUDIT 2021-2022**

## **NSS – 91**

**GRADE**

# **B +**

**Score : 2.65/4**

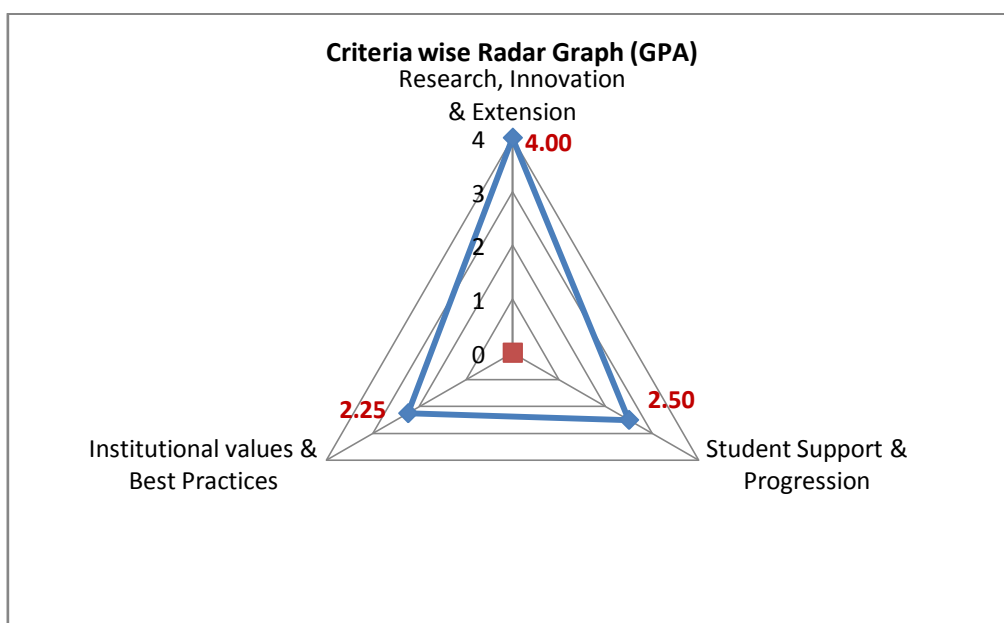
**Unit / Cell / Club: NSS - 91**

**Academic and Administrative Audit - 2021-2022**

No	Criteria	Weightage (W1)	Criterion-wise Weighted Grade Point (CrWGP1)	Grade Point Averages (CrWGP <sub>i</sub> /W <sub>i</sub> )
1	Curricular Aspects	-	-	-
2	Teaching, Learning & Evaluation	-	-	-
3	Research, Innovation & Extension	20.00	80.00	4.00
4	Infrastructure & Learning resources	-	-	-
5	Student Support & Progression	10.00	25.00	2.50
6	Governance, Leadership & Management	-	-	-
7	Institutional values & Best Practices	64.00	144.00	2.25
	<b>Total</b>	<b>94.00</b>	<b>249.00</b>	<b>2.65</b>
	<b>CGPA :</b>	<b>2.65</b>		

Dean IQAC

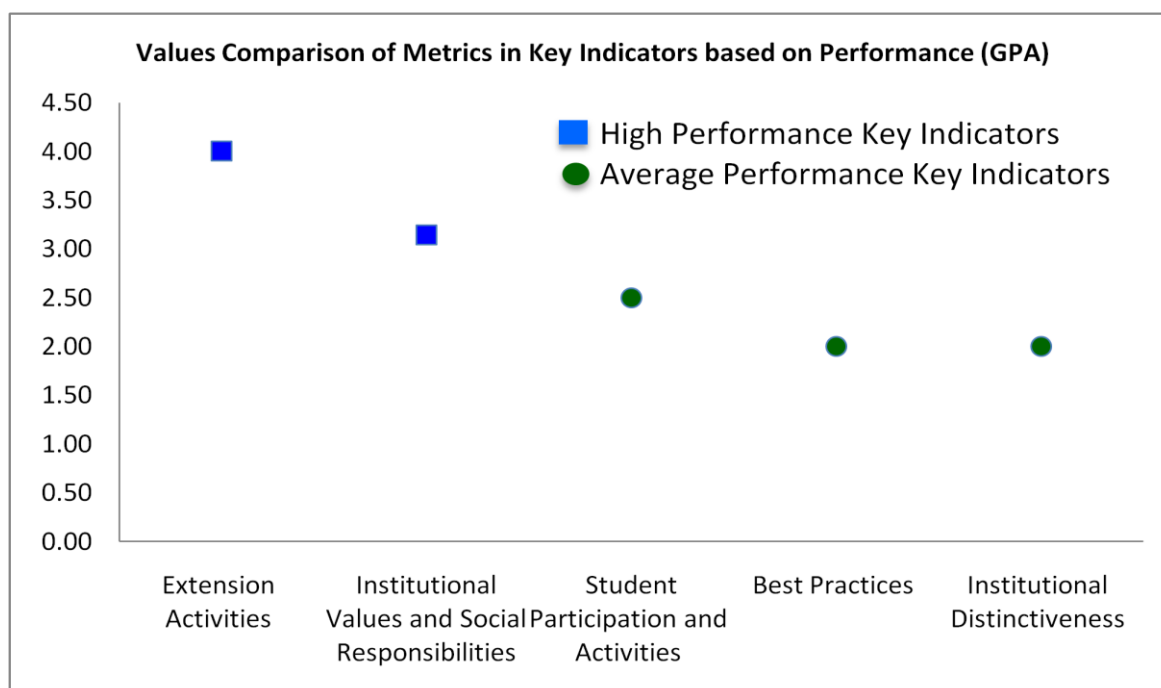
Principal



**Unit / Cell / Club: NSS - 91**

**Academic and Administrative Audit - 2021-2022**

No	Criteria and Key Indicators	Key Indicator Weightage (W <sub>i</sub> )	Key Indicator Wise Weighted Grade Points (KIWGP) <sub>i</sub>	Grade Point Averages (CrWGPI/W <sub>i</sub> )
<b>Criterion III – Research, Innovations and Extension</b>				
3.6	Extension Activities	20	80.00	4.00
	<b>Total</b>	<b>20</b>	<b>80.00</b>	<b>4.00</b>
<b>Criterion V - Student Support and Progression</b>				
5.3	Student Participation and Activities	10	25.00	2.50
	<b>Total</b>	<b>10</b>	<b>25.00</b>	<b>2.50</b>
<b>Criterion VII – Institutional Values and Best Practices</b>				
7.1	Institutional Values and Social Responsibilities	14	44.00	3.14
7.2	Best Practices	30	60.00	2.00
7.3	Institutional Distinctiveness	20	40.00	2.00
	<b>Total</b>	<b>64</b>	<b>144.00</b>	<b>2.25</b>
	<b>Grand Total</b>	<b>94</b>	<b>249.00</b>	<b>2.65</b>





## Scott Christian College (Autonomous), Nagercoil



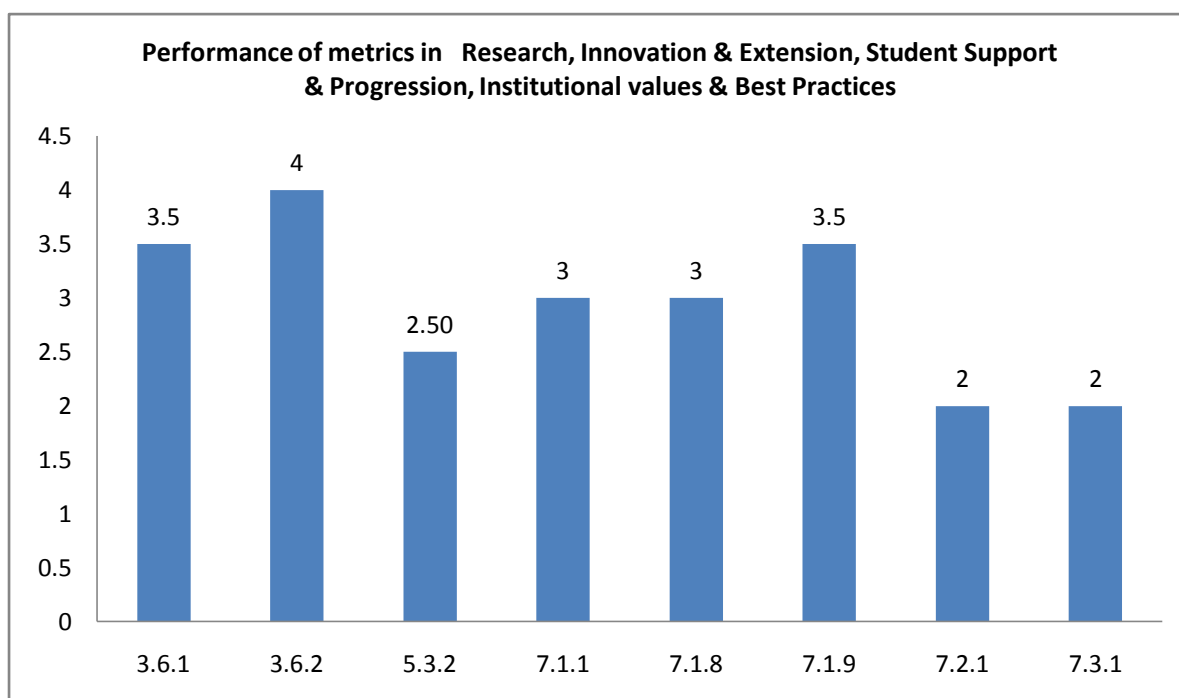
AAA 2021-2022 - Assessment Sheet

NSS-91

### Qualitative & Quantitative Metrics

Metric	Parameter	QIM/ QnM	Weight age	Score	Wtd. Score
	<b>Criterion III – Research, Innovations and Extension</b>				
<b>3.6</b>	<b>Extension Activities</b>				
3.6.1	What are the Extension activities in the neighborhood community in terms of impact and sensitizing students to social issues and holistic development and awards received during 2021-22?	QIM	30	3.5	105
3.6.2	Number of extension and outreach Programmes conducted by the institution through organized forums including NSS/NCC with involvement of community during 2021-22	QnM	20	4	80
<b>3.6</b>	<b>Extension Activities</b>		20	4.00	80
	<b>Criterion III – Research, Innovations and Extension</b>		20	4.00	80
	<b>Criterion V - Student Support and Progression</b>				
<b>5.3</b>	<b>Student Participation and Activities</b>				
5.3.2	Presence of an active Student Council & representation of students on academic & administrative bodies/committees	QIM	10	<b>2.50</b>	<b>25</b>
<b>5.3</b>	<b>Student Participation and Activities</b>		10	2.50	25
	<b>Criterion V - Student Support and Progression</b>		10	2.50	25
	<b>Criterion VII – Institutional Values and Best Practices</b>				
<b>7.1</b>	<b>Institutional Values and Social Responsibilities</b>				
7.1.1	Number of gender equity promotion Programmes organized by the department/club/cell/ unit during 2021-22	QIM	5	<b>3</b>	<b>15</b>
7.1.8	Institutional efforts/initiatives in providing an inclusive environment i.e., tolerance and harmony towards cultural, regional, linguistic, communal socioeconomic and other diversities	QIM	5	3	<b>15</b>

7.1.9	Sensitization of students and employees of the Institution to the constitutional obligations: values, rights, duties and responsibilities of citizens	QIM	4	3.5	<b>14</b>
<b>7.1</b>	<b>Institutional Values and Social Responsibilities</b>		14	3.14	44
<b>7.2</b>	<b>Best Practices</b>				
7.2.1	Describe any one best practice followed by the Department / Cell / Body / Committee / Club/Unit	QIM	30	2.00	60
<b>7.2</b>	<b>Best Practices</b>		30	2.00	60
<b>7.3</b>	<b>Institutional Distinctiveness</b>				
7.3.1	Describe/Explain the performance the Department in one area distinctive to its Vision, Priority & Thrust	QIM	20	2.00	40
<b>7.3</b>	<b>Institutional Distinctiveness</b>		20	2.00	40
<b>Criterion VII – Institutional Values and Best Practices</b>			64	2.25	144
	<b>Criteria-wise Assessment</b>		<b>Weight age (W)</b>	<b>Score</b>	<b>Wtd Grade Point (WGP)</b>
3	Research, Innovation & Extension		20.00	4.00	80.00
5	Student Support & Progression		10.00	2.50	25.00
7	Institutional values & Best Practices		64.00	2.25	144.00
	<b>Overall:-</b>		94.00	2.65	249.00



**Unit / Cell / Club: NSS - 91**

**Academic and Administrative Audit - 2021-2022**

**Strengths and Weaknesses**

**Strengths :**

- Extension Activities
- Institutional Values and Social Responsibilities

**Weaknesses :**

- Student Participation and Activities
- Best Practices
- Institutional Distinctiveness





**Scott Christian College (Autonomous)**  
Nagercoil – 629 003, Tamil Nadu, India



**INTERNAL QUALITY ASSURANCE CELL**

# **ACADEMIC & ADMINISTRATIVE AUDIT 2021-2022**

## **NSS – 92**

**GRADE**

# **B +**

**Score : 2.65/4**



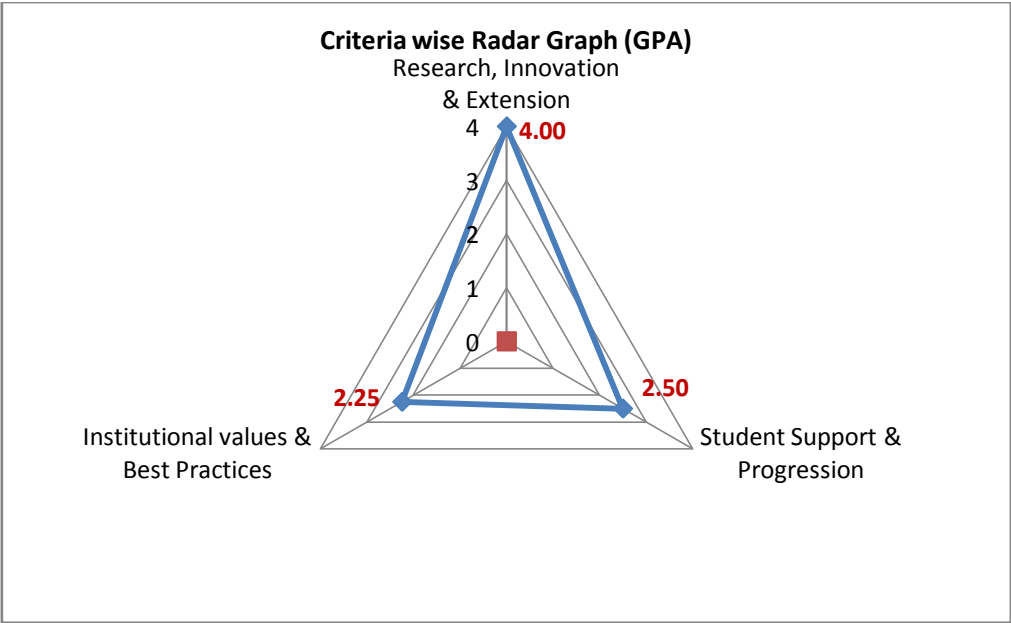
**Unit / Cell / Club: NSS - 92**

**Academic and Administrative Audit - 2021-2022**

No	Criteria	Weightage (W1)	Criterion-wise Weighted Grade Point (CrWGP1)	Grade Point Averages (CrWGP <sub>i</sub> /W <sub>i</sub> )
1	Curricular Aspects	-	-	-
2	Teaching, Learning & Evaluation	-	-	-
3	Research, Innovation & Extension	20.00	80.00	4.00
4	Infrastructure & Learning resources	-	-	-
5	Student Support & Progression	10.00	25.00	2.50
6	Governance, Leadership & Management	-	-	-
7	Institutional values & Best Practices	64.00	144.00	2.25
	<b>Total</b>	<b>94.00</b>	<b>249.00</b>	<b>2.65</b>
	<b>CGPA : 2.65</b>			

Dean IQAC

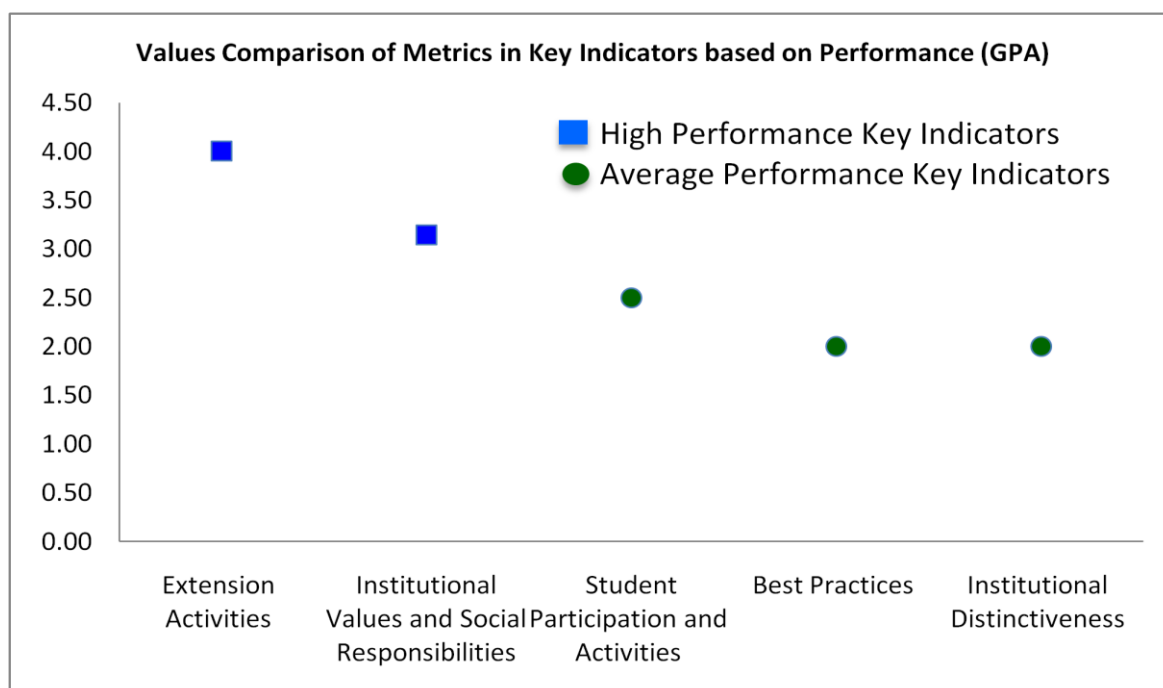
Principal



**Unit / Cell / Club: NSS - 92**

**Academic and Administrative Audit - 2021-2022**

No	Criteria and Key Indicators	Key Indicator Weightage (W <sub>i</sub> )	Key Indicator Wise Weighted Grade Points (KIWGP) <sub>i</sub>	Grade Point Averages (CrWGPI/W <sub>i</sub> )
<b>Criterion III – Research, Innovations and Extension</b>				
3.6	Extension Activities	20	80.00	4.00
	<b>Total</b>	<b>20</b>	<b>80.00</b>	<b>4.00</b>
<b>Criterion V - Student Support and Progression</b>				
5.3	Student Participation and Activities	10	25.00	2.50
	<b>Total</b>	<b>10</b>	<b>25.00</b>	<b>2.50</b>
<b>Criterion VII – Institutional Values and Best Practices</b>				
7.1	Institutional Values and Social Responsibilities	14	44.00	3.14
7.2	Best Practices	30	60.00	2.00
7.3	Institutional Distinctiveness	20	40.00	2.00
	<b>Total</b>	<b>64</b>	<b>144.00</b>	<b>2.25</b>
	<b>Grand Total</b>	<b>94</b>	<b>249.00</b>	<b>2.65</b>





## Scott Christian College (Autonomous), Nagercoil



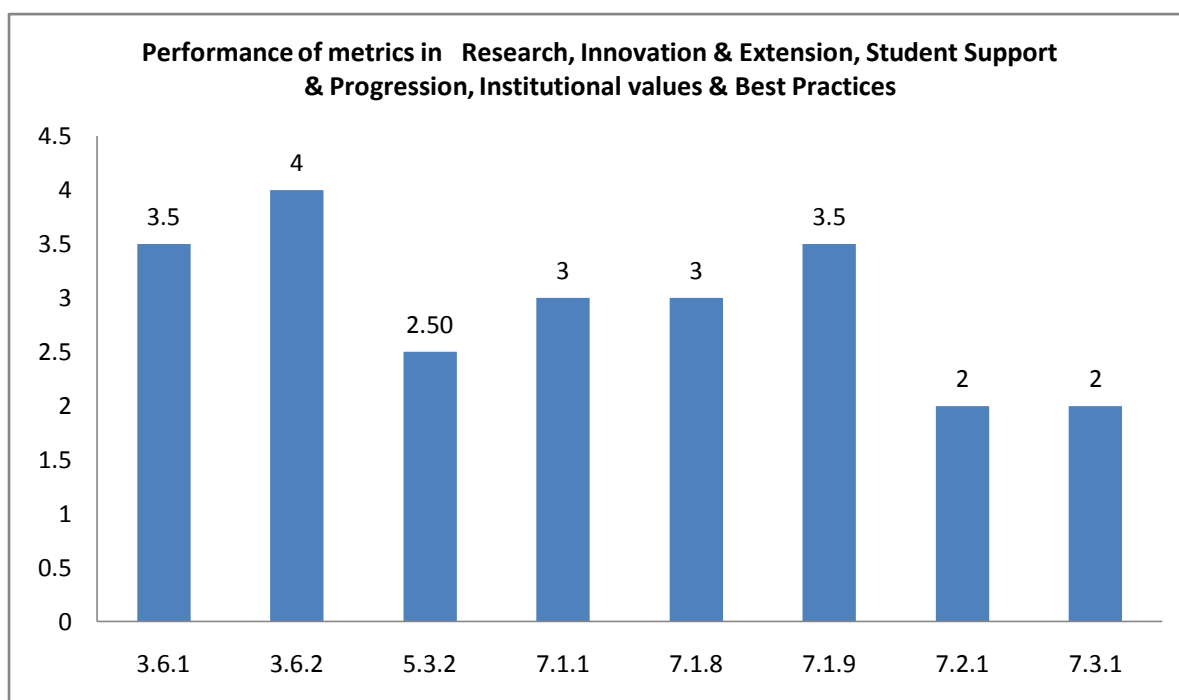
AAA 2021-2022 - Assessment Sheet

NSS-92

### Qualitative & Quantitative Metrics

Metric	Parameter	QIM/ QnM	Weight age	Score	Wtd. Score
	<b>Criterion III – Research, Innovations and Extension</b>				
<b>3.6</b>	<b>Extension Activities</b>				
3.6.1	What are the Extension activities in the neighborhood community in terms of impact and sensitizing students to social issues and holistic development and awards received during 2021-22?	QIM	30	3.5	105
3.6.2	Number of extension and outreach Programmes conducted by the institution through organized forums including NSS/NCC with involvement of community during 2021-22	QnM	20	4	80
<b>3.6</b>	<b>Extension Activities</b>		20	4.00	80
	<b>Criterion III – Research, Innovations and Extension</b>		20	4.00	80
	<b>Criterion V - Student Support and Progression</b>				
<b>5.3</b>	<b>Student Participation and Activities</b>				
5.3.2	Presence of an active Student Council & representation of students on academic & administrative bodies/committees	QIM	10	<b>2.50</b>	<b>25</b>
<b>5.3</b>	<b>Student Participation and Activities</b>		10	2.50	25
	<b>Criterion V - Student Support and Progression</b>		10	2.50	25
	<b>Criterion VII – Institutional Values and Best Practices</b>				
<b>7.1</b>	<b>Institutional Values and Social Responsibilities</b>				
7.1.1	Number of gender equity promotion Programmes organized by the department/club/cell/ unit during 2021-22	QIM	5	<b>3</b>	<b>15</b>
7.1.8	Institutional efforts/initiatives in providing an inclusive environment i.e., tolerance and harmony towards cultural, regional, linguistic, communal socioeconomic and other diversities	QIM	5	3	<b>15</b>

7.1.9	Sensitization of students and employees of the Institution to the constitutional obligations: values, rights, duties and responsibilities of citizens	QIM	4	3.5	<b>14</b>
<b>7.1</b>	<b>Institutional Values and Social Responsibilities</b>		14	3.14	44
<b>7.2</b>	<b>Best Practices</b>				
7.2.1	Describe any one best practice followed by the Department / Cell / Body / Committee / Club/Unit	QIM	30	2.00	60
<b>7.2</b>	<b>Best Practices</b>		30	2.00	60
<b>7.3</b>	<b>Institutional Distinctiveness</b>				
7.3.1	Describe/Explain the performance the Department in one area distinctive to its Vision, Priority & Thrust	QIM	20	2.00	40
<b>7.3</b>	<b>Institutional Distinctiveness</b>		20	2.00	40
<b>Criterion VII – Institutional Values and Best Practices</b>			64	2.25	144
	<b>Criteria-wise Assessment</b>		<b>Weight age (W)</b>	<b>Score</b>	<b>Wtd Grade Point (WGP)</b>
3	Research, Innovation & Extension		20.00	4.00	80.00
5	Student Support & Progression		10.00	2.50	25.00
7	Institutional values & Best Practices		64.00	2.25	144.00
	<b>Overall:-</b>		94.00	2.65	249.00



**Unit / Cell / Club: NSS - 92**

**Academic and Administrative Audit - 2021-2022**

**Strengths and Weaknesses**

**Strengths :**

- Extension Activities
- Institutional Values and Social Responsibilities

**Weaknesses :**

- Student Participation and Activities
- Best Practices
- Institutional Distinctiveness





**Scott Christian College (Autonomous)**  
Nagercoil – 629 003, Tamil Nadu, India



**INTERNAL QUALITY ASSURANCE CELL**

# **ACADEMIC & ADMINISTRATIVE AUDIT 2021-2022**

## **NSS – 93**

**GRADE**

**B +**

**Score : 2.65/4**

**Unit / Cell / Club: NSS - 93**

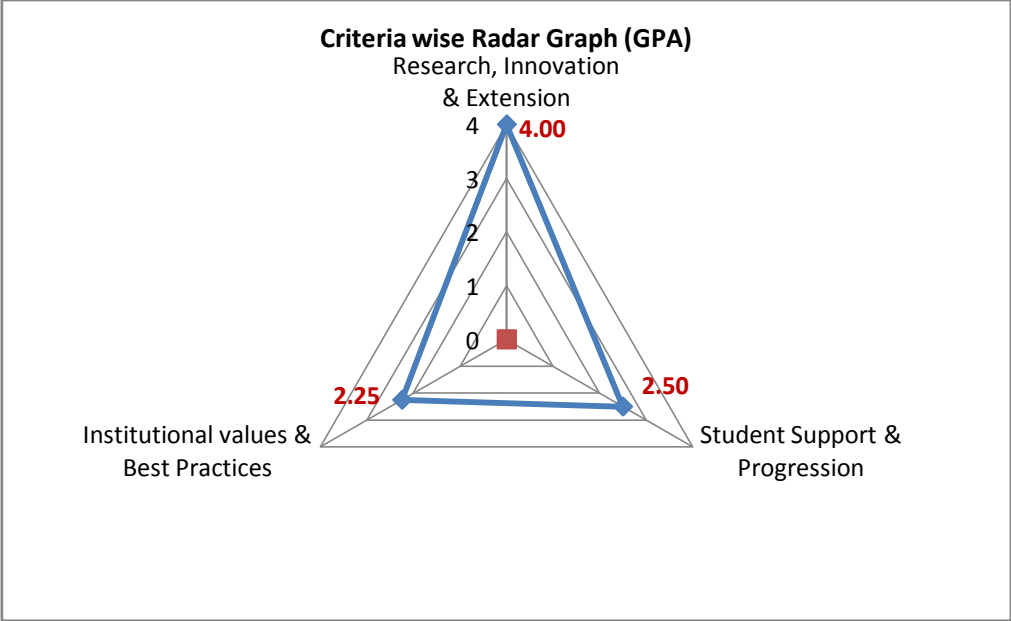
**Academic and Administrative Audit - 2021-2022**

No	Criteria	Weightage (W1)	Criterion-wise Weighted Grade Point (CrWGP1)	Grade Point Averages (CrWGP <sub>i</sub> /W <sub>i</sub> )
1	Curricular Aspects	-	-	-
2	Teaching, Learning & Evaluation	-	-	-
3	Research, Innovation & Extension	20.00	80.00	4.00
4	Infrastructure & Learning resources	-	-	-
5	Student Support & Progression	10.00	25.00	2.50
6	Governance, Leadership & Management	-	-	-
7	Institutional values & Best Practices	64.00	144.00	2.25
	<b>Total</b>	<b>94.00</b>	<b>249.00</b>	<b>2.65</b>
	<b>CGPA : 2.65</b>			

Dean IQAC

Principal

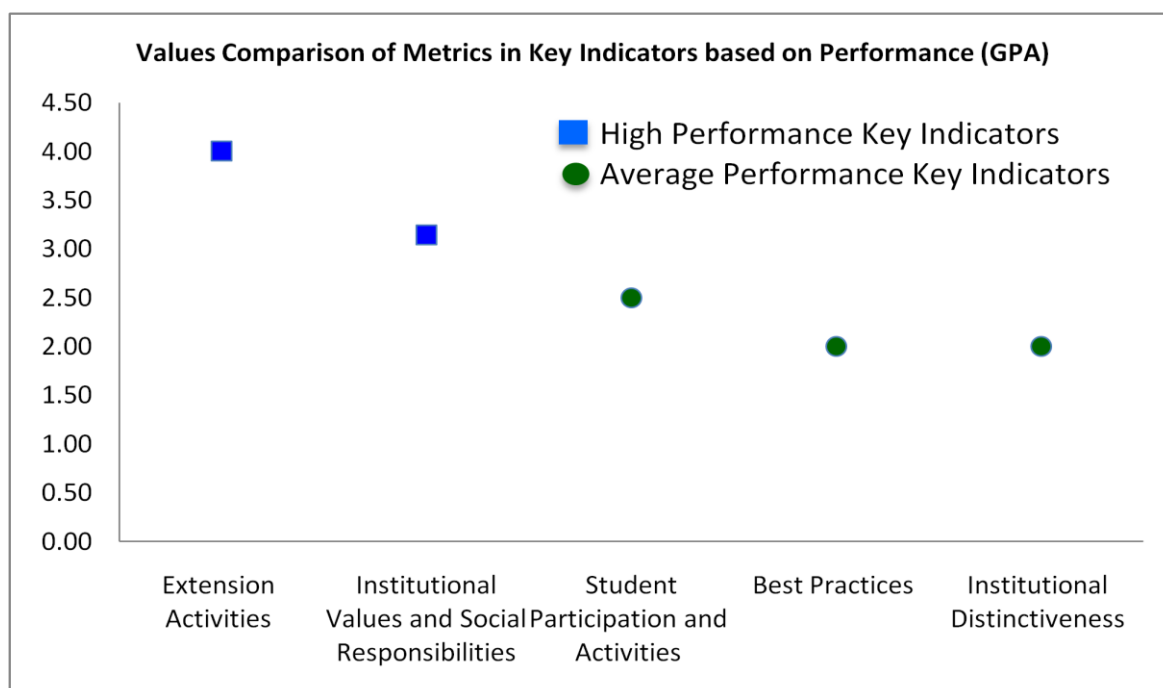




**Unit / Cell / Club: NSS - 93**

**Academic and Administrative Audit - 2021-2022**

No	Criteria and Key Indicators	Key Indicator Weightage (W <sub>i</sub> )	Key Indicator Wise Weighted Grade Points (KIWGP) <sub>i</sub>	Grade Point Averages (CrWGPI/W <sub>i</sub> )
<b>Criterion III – Research, Innovations and Extension</b>				
3.6	Extension Activities	20	80.00	4.00
	<b>Total</b>	<b>20</b>	<b>80.00</b>	<b>4.00</b>
<b>Criterion V - Student Support and Progression</b>				
5.3	Student Participation and Activities	10	25.00	2.50
	<b>Total</b>	<b>10</b>	<b>25.00</b>	<b>2.50</b>
<b>Criterion VII – Institutional Values and Best Practices</b>				
7.1	Institutional Values and Social Responsibilities	14	44.00	3.14
7.2	Best Practices	30	60.00	2.00
7.3	Institutional Distinctiveness	20	40.00	2.00
	<b>Total</b>	<b>64</b>	<b>144.00</b>	<b>2.25</b>
	<b>Grand Total</b>	<b>94</b>	<b>249.00</b>	<b>2.65</b>





## Scott Christian College (Autonomous), Nagercoil



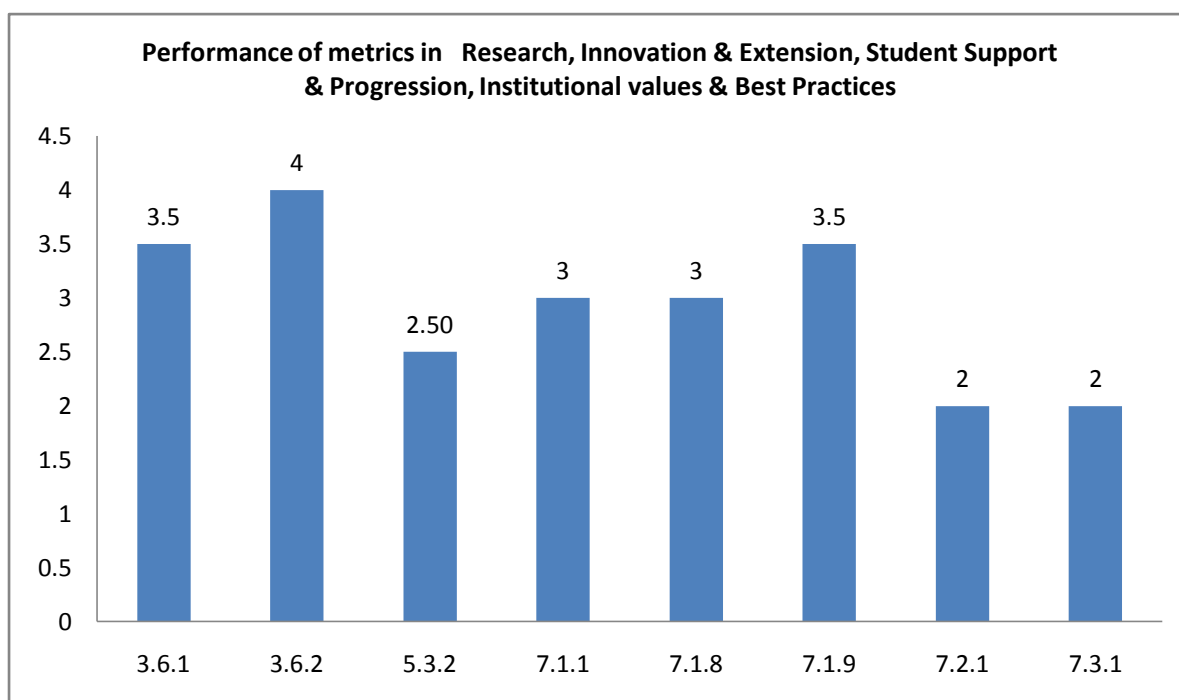
AAA 2021-2022 - Assessment Sheet

NSS-93

### Qualitative & Quantitative Metrics

Metric	Parameter	QIM/ QnM	Weight age	Score	Wtd. Score
	<b>Criterion III – Research, Innovations and Extension</b>				
<b>3.6</b>	<b>Extension Activities</b>				
3.6.1	What are the Extension activities in the neighborhood community in terms of impact and sensitizing students to social issues and holistic development and awards received during 2021-22?	QIM	30	3.5	105
3.6.2	Number of extension and outreach Programmes conducted by the institution through organized forums including NSS/NCC with involvement of community during 2021-22	QnM	20	4	80
<b>3.6</b>	<b>Extension Activities</b>		20	4.00	80
	<b>Criterion III – Research, Innovations and Extension</b>		20	4.00	80
	<b>Criterion V - Student Support and Progression</b>				
<b>5.3</b>	<b>Student Participation and Activities</b>				
5.3.2	Presence of an active Student Council & representation of students on academic & administrative bodies/committees	QIM	10	<b>2.50</b>	<b>25</b>
<b>5.3</b>	<b>Student Participation and Activities</b>		10	2.50	25
	<b>Criterion V - Student Support and Progression</b>		10	2.50	25
	<b>Criterion VII – Institutional Values and Best Practices</b>				
<b>7.1</b>	<b>Institutional Values and Social Responsibilities</b>				
7.1.1	Number of gender equity promotion Programmes organized by the department/club/cell/ unit during 2021-22	QIM	5	<b>3</b>	<b>15</b>
7.1.8	Institutional efforts/initiatives in providing an inclusive environment i.e., tolerance and harmony towards cultural, regional, linguistic, communal socioeconomic and other diversities	QIM	5	3	<b>15</b>

7.1.9	Sensitization of students and employees of the Institution to the constitutional obligations: values, rights, duties and responsibilities of citizens	QIM	4	3.5	<b>14</b>
<b>7.1</b>	<b>Institutional Values and Social Responsibilities</b>		14	3.14	44
<b>7.2</b>	<b>Best Practices</b>				
7.2.1	Describe any one best practice followed by the Department / Cell / Body / Committee / Club/Unit	QIM	30	2.00	60
<b>7.2</b>	<b>Best Practices</b>		30	2.00	60
<b>7.3</b>	<b>Institutional Distinctiveness</b>				
7.3.1	Describe/Explain the performance the Department in one area distinctive to its Vision, Priority & Thrust	QIM	20	2.00	40
<b>7.3</b>	<b>Institutional Distinctiveness</b>		20	2.00	40
<b>Criterion VII – Institutional Values and Best Practices</b>			64	2.25	144
	<b>Criteria-wise Assessment</b>		<b>Weight age (W)</b>	<b>Score</b>	<b>Wtd Grade Point (WGP)</b>
3	Research, Innovation & Extension		20.00	4.00	80.00
5	Student Support & Progression		10.00	2.50	25.00
7	Institutional values & Best Practices		64.00	2.25	144.00
	<b>Overall:-</b>		94.00	2.65	249.00



**Unit / Cell / Club: NSS - 93**

**Academic and Administrative Audit - 2021-2022**

**Strengths and Weaknesses**

**Strengths :**

- Extension Activities
- Institutional Values and Social Responsibilities

**Weaknesses :**

- Student Participation and Activities
- Best Practices
- Institutional Distinctiveness





**Scott Christian College (Autonomous)**  
Nagercoil – 629 003, Tamil Nadu, India



**INTERNAL QUALITY ASSURANCE CELL**

# **ACADEMIC & ADMINISTRATIVE AUDIT 2021-2022**

## **NSS – 123**

**GRADE**

**B +**

**Score : 2.65/4**

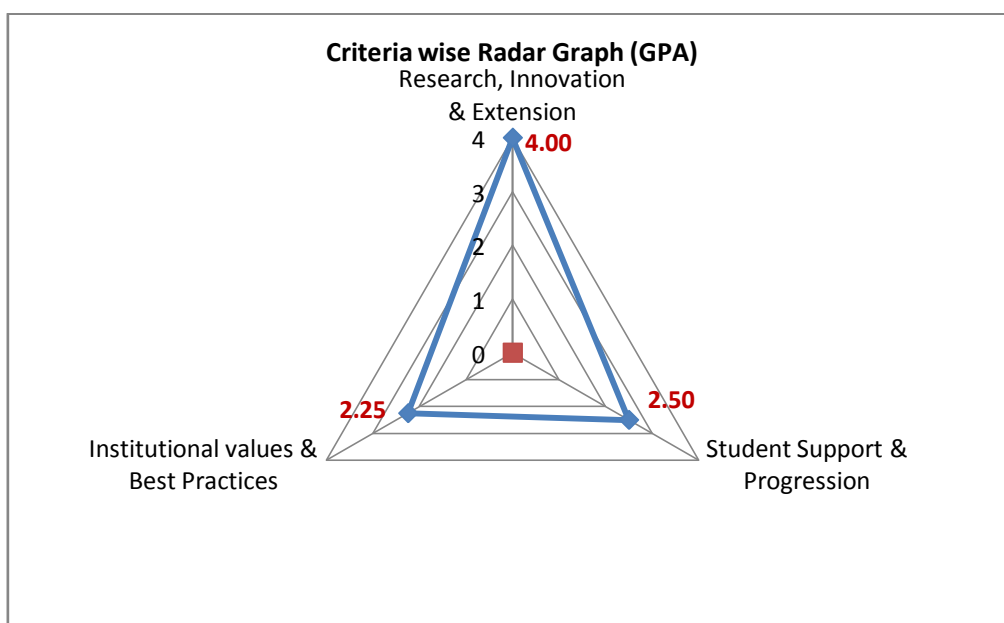
**Unit / Cell / Club: NSS - 123**

**Academic and Administrative Audit - 2021-2022**

No	Criteria	Weightage (W1)	Criterion-wise Weighted Grade Point (CrWGP1)	Grade Point Averages (CrWGP <sub>i</sub> /W <sub>i</sub> )
1	Curricular Aspects	-	-	-
2	Teaching, Learning & Evaluation	-	-	-
3	Research, Innovation & Extension	20.00	80.00	4.00
4	Infrastructure & Learning resources	-	-	-
5	Student Support & Progression	10.00	25.00	2.50
6	Governance, Leadership & Management	-	-	-
7	Institutional values & Best Practices	64.00	144.00	2.25
	<b>Total</b>	<b>94.00</b>	<b>249.00</b>	<b>2.65</b>
	<b>CGPA :</b>	<b>2.65</b>		

Dean IQAC

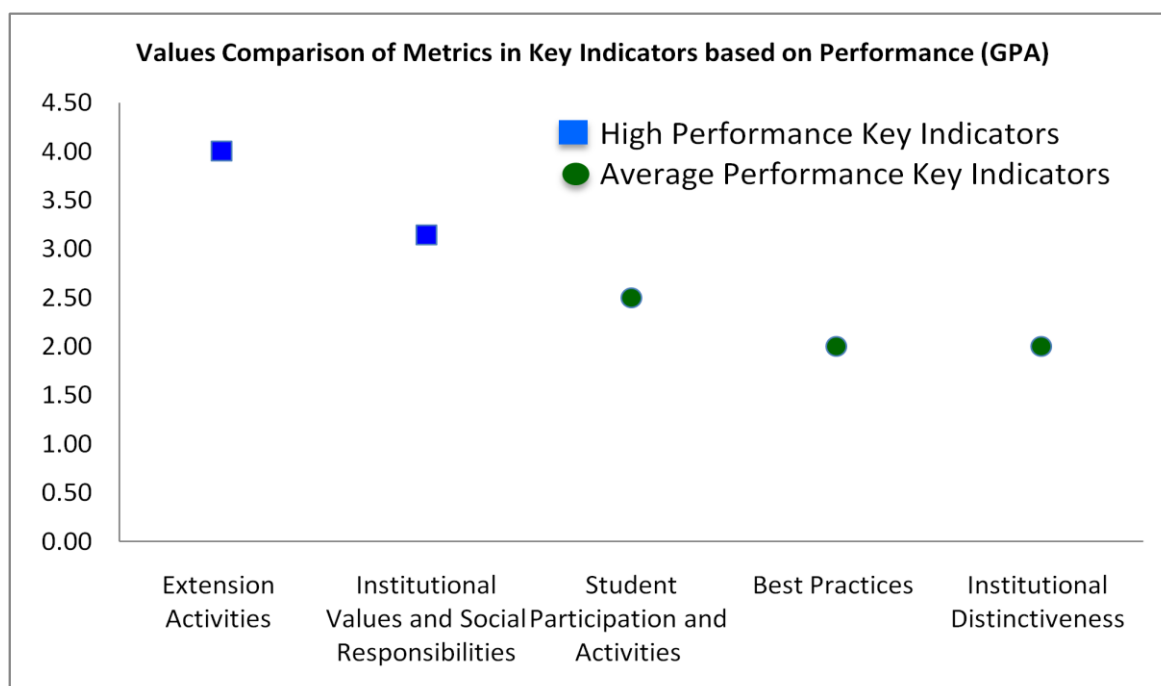
Principal



**Unit / Cell / Club: NSS - 123**

**Academic and Administrative Audit - 2021-2022**

No	Criteria and Key Indicators	Key Indicator Weightage (W <sub>i</sub> )	Key Indicator Wise Weighted Grade Points (KIWGP) <sub>i</sub>	Grade Point Averages (CrWGPI/W <sub>i</sub> )
<b>Criterion III – Research, Innovations and Extension</b>				
3.6	Extension Activities	20	80.00	4.00
	<b>Total</b>	<b>20</b>	<b>80.00</b>	<b>4.00</b>
<b>Criterion V - Student Support and Progression</b>				
5.3	Student Participation and Activities	10	25.00	2.50
	<b>Total</b>	<b>10</b>	<b>25.00</b>	<b>2.50</b>
<b>Criterion VII – Institutional Values and Best Practices</b>				
7.1	Institutional Values and Social Responsibilities	14	44.00	3.14
7.2	Best Practices	30	60.00	2.00
7.3	Institutional Distinctiveness	20	40.00	2.00
	<b>Total</b>	<b>64</b>	<b>144.00</b>	<b>2.25</b>
	<b>Grand Total</b>	<b>94</b>	<b>249.00</b>	<b>2.65</b>







## Scott Christian College (Autonomous), Nagercoil



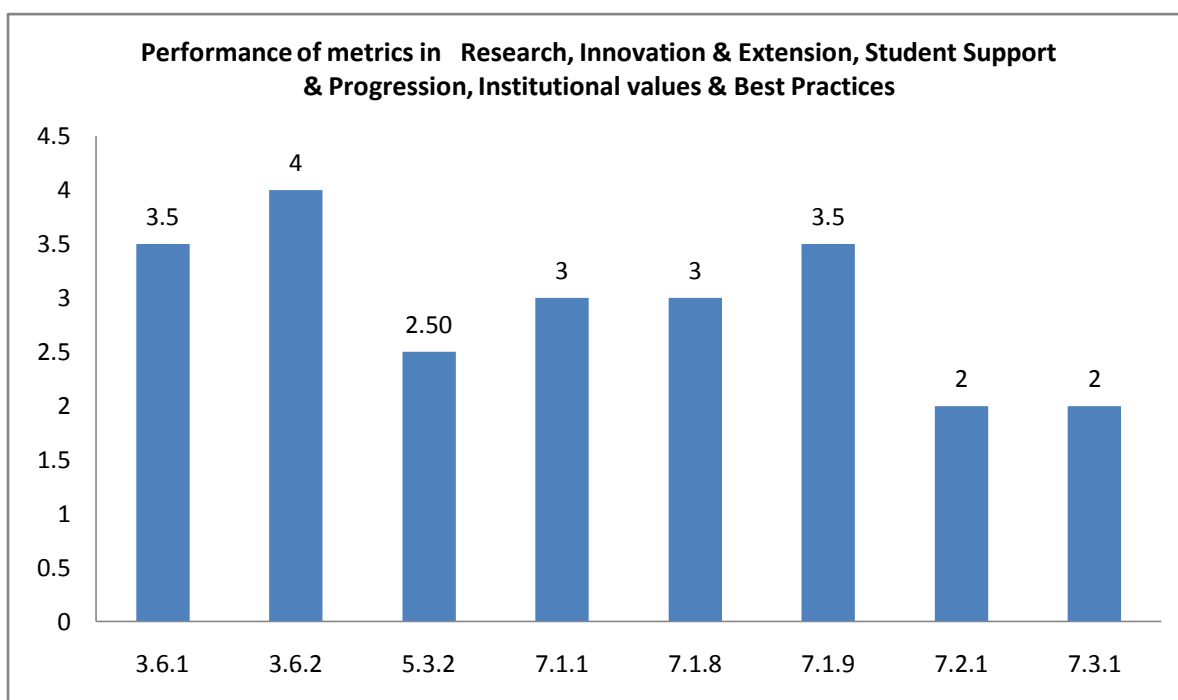
AAA 2021-2022 - Assessment Sheet

NSS-123

### Qualitative & Quantitative Metrics

Metric	Parameter	QIM/ QnM	Weight age	Score	Wtd. Score
	<b>Criterion III – Research, Innovations and Extension</b>				
<b>3.6</b>	<b>Extension Activities</b>				
3.6.1	What are the Extension activities in the neighborhood community in terms of impact and sensitizing students to social issues and holistic development and awards received during 2021-22?	QIM	30	3.5	105
3.6.2	Number of extension and outreach Programmes conducted by the institution through organized forums including NSS/NCC with involvement of community during 2021-22	QnM	20	4	80
<b>3.6</b>	<b>Extension Activities</b>		20	4.00	80
	<b>Criterion III – Research, Innovations and Extension</b>		20	4.00	80
	<b>Criterion V - Student Support and Progression</b>				
<b>5.3</b>	<b>Student Participation and Activities</b>				
5.3.2	Presence of an active Student Council & representation of students on academic & administrative bodies/committees	QIM	10	<b>2.50</b>	<b>25</b>
<b>5.3</b>	<b>Student Participation and Activities</b>		10	2.50	25
	<b>Criterion V - Student Support and Progression</b>		10	2.50	25
	<b>Criterion VII – Institutional Values and Best Practices</b>				
<b>7.1</b>	<b>Institutional Values and Social Responsibilities</b>				
7.1.1	Number of gender equity promotion Programmes organized by the department/club/cell/ unit during 2021-22	QIM	5	<b>3</b>	<b>15</b>
7.1.8	Institutional efforts/initiatives in providing an inclusive environment i.e., tolerance and harmony towards cultural, regional, linguistic, communal socioeconomic and other diversities	QIM	5	3	<b>15</b>

7.1.9	Sensitization of students and employees of the Institution to the constitutional obligations: values, rights, duties and responsibilities of citizens	QIM	4	3.5	<b>14</b>
<b>7.1</b>	<b>Institutional Values and Social Responsibilities</b>		14	3.14	44
<b>7.2</b>	<b>Best Practices</b>				
7.2.1	Describe any one best practice followed by the Department / Cell / Body / Committee / Club/Unit	QIM	30	2.00	60
<b>7.2</b>	<b>Best Practices</b>		30	2.00	60
<b>7.3</b>	<b>Institutional Distinctiveness</b>				
7.3.1	Describe/Explain the performance the Department in one area distinctive to its Vision, Priority & Thrust	QIM	20	2.00	40
<b>7.3</b>	<b>Institutional Distinctiveness</b>		20	2.00	40
<b>Criterion VII – Institutional Values and Best Practices</b>			64	2.25	144
	<b>Criteria-wise Assessment</b>		<b>Weight age (W)</b>	<b>Score</b>	<b>Wtd Grade Point (WGP)</b>
3	Research, Innovation & Extension		20.00	4.00	80.00
5	Student Support & Progression		10.00	2.50	25.00
7	Institutional values & Best Practices		64.00	2.25	144.00
	<b>Overall:-</b>		94.00	2.65	249.00



**Unit / Cell / Club: NSS - 123**

**Academic and Administrative Audit - 2021-2022**

**Strengths and Weaknesses**

**Strengths :**

- Extension Activities
- Institutional Values and Social Responsibilities

**Weaknesses :**

- Student Participation and Activities
- Best Practices
- Institutional Distinctiveness





**Scott Christian College (Autonomous)**  
Nagercoil – 629 003, Tamil Nadu, India



**INTERNAL QUALITY ASSURANCE CELL**

# **ACADEMIC & ADMINISTRATIVE AUDIT 2021-2022**

## **NSS – 124**

**GRADE**

**B +**

**Score : 2.65/4**

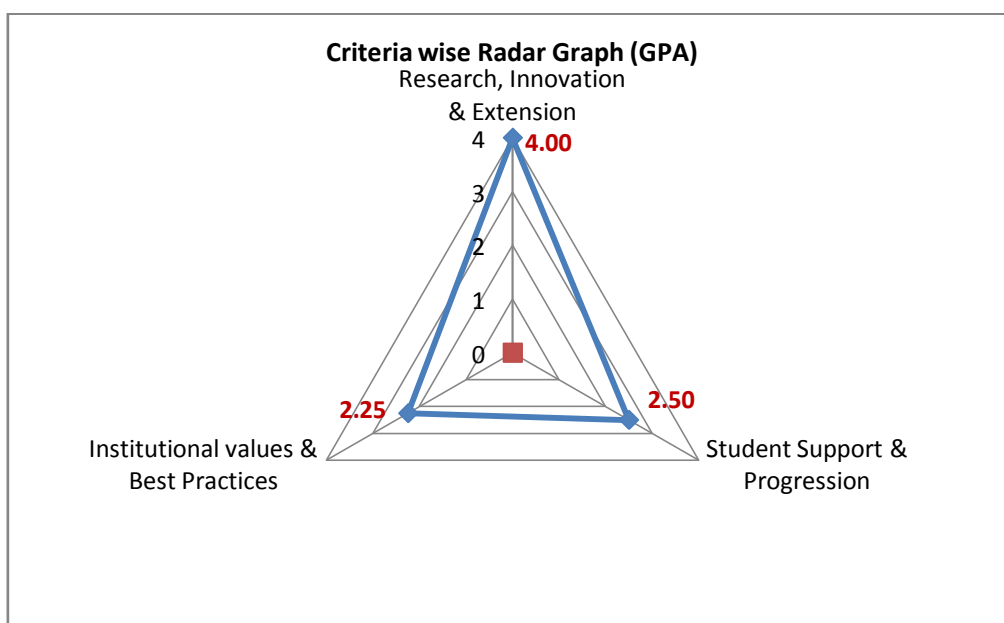
**Unit / Cell / Club: NSS - 124**

**Academic and Administrative Audit - 2021-2022**

No	Criteria	Weightage (W1)	Criterion-wise Weighted Grade Point (CrWGP1)	Grade Point Averages (CrWGP <sub>i</sub> /W <sub>i</sub> )
1	Curricular Aspects	-	-	-
2	Teaching, Learning & Evaluation	-	-	-
3	Research, Innovation & Extension	20.00	80.00	4.00
4	Infrastructure & Learning resources	-	-	-
5	Student Support & Progression	10.00	25.00	2.50
6	Governance, Leadership & Management	-	-	-
7	Institutional values & Best Practices	64.00	144.00	2.25
	<b>Total</b>	<b>94.00</b>	<b>249.00</b>	<b>2.65</b>
	<b>CGPA :</b>	<b>2.65</b>		

Dean IQAC

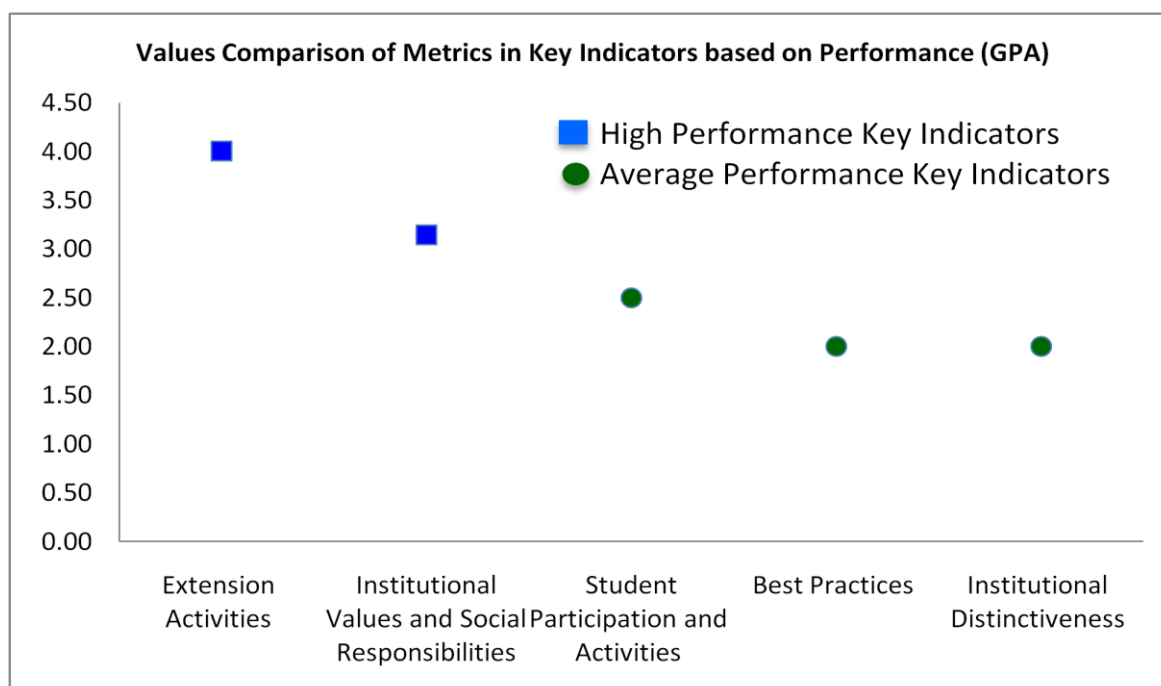
Principal



**Unit / Cell / Club: NSS - 124**

**Academic and Administrative Audit - 2021-2022**

No	Criteria and Key Indicators	Key Indicator Weightage (W <sub>i</sub> )	Key Indicator Wise Weighted Grade Points (KIWGP) <sub>i</sub>	Grade Point Averages (CrWGPI/W <sub>i</sub> )
<b>Criterion III – Research, Innovations and Extension</b>				
3.6	Extension Activities	20	80.00	4.00
	<b>Total</b>	<b>20</b>	<b>80.00</b>	<b>4.00</b>
<b>Criterion V - Student Support and Progression</b>				
5.3	Student Participation and Activities	10	25.00	2.50
	<b>Total</b>	<b>10</b>	<b>25.00</b>	<b>2.50</b>
<b>Criterion VII – Institutional Values and Best Practices</b>				
7.1	Institutional Values and Social Responsibilities	14	44.00	3.14
7.2	Best Practices	30	60.00	2.00
7.3	Institutional Distinctiveness	20	40.00	2.00
	<b>Total</b>	<b>64</b>	<b>144.00</b>	<b>2.25</b>
	<b>Grand Total</b>	<b>94</b>	<b>249.00</b>	<b>2.65</b>





## Scott Christian College (Autonomous), Nagercoil



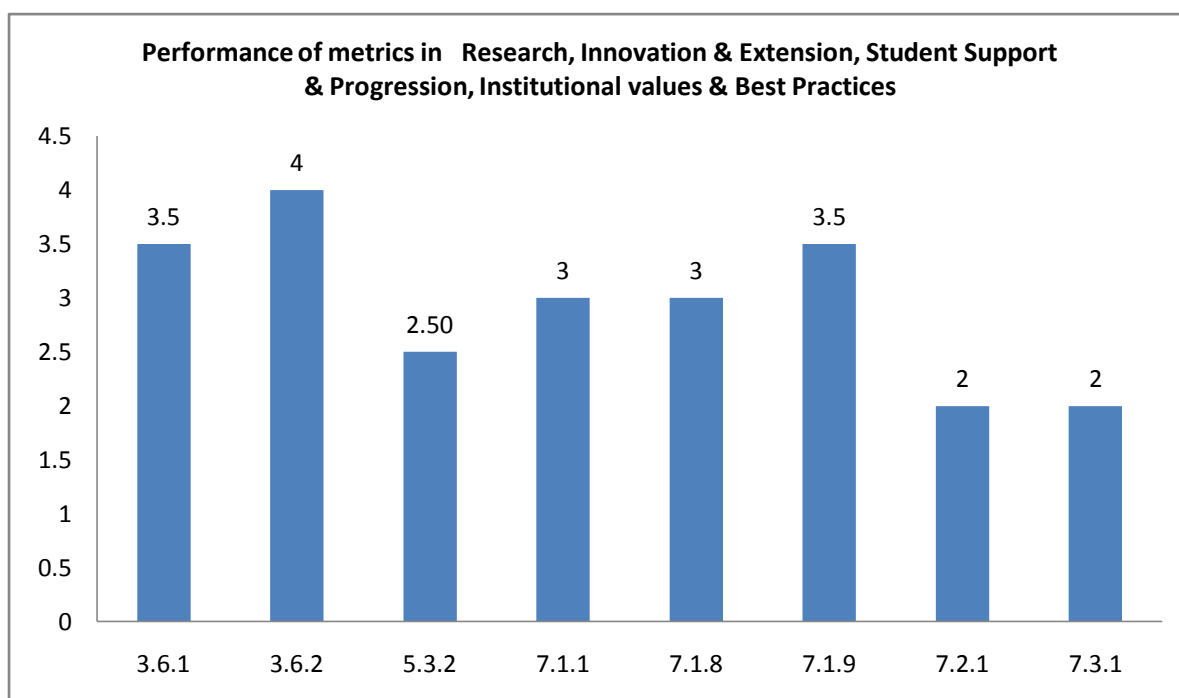
AAA 2021-2022 - Assessment Sheet

NSS-124

### Qualitative & Quantitative Metrics

Metric	Parameter	QIM/ QnM	Weight age	Score	Wtd. Score
	<b>Criterion III – Research, Innovations and Extension</b>				
<b>3.6</b>	<b>Extension Activities</b>				
3.6.1	What are the Extension activities in the neighborhood community in terms of impact and sensitizing students to social issues and holistic development and awards received during 2021-22?	QIM	30	3.5	105
3.6.2	Number of extension and outreach Programmes conducted by the institution through organized forums including NSS/NCC with involvement of community during 2021-22	QnM	20	4	80
<b>3.6</b>	<b>Extension Activities</b>		20	4.00	80
	<b>Criterion III – Research, Innovations and Extension</b>		20	4.00	80
	<b>Criterion V - Student Support and Progression</b>				
<b>5.3</b>	<b>Student Participation and Activities</b>				
5.3.2	Presence of an active Student Council & representation of students on academic & administrative bodies/committees	QIM	10	<b>2.50</b>	<b>25</b>
<b>5.3</b>	<b>Student Participation and Activities</b>		10	2.50	25
	<b>Criterion V - Student Support and Progression</b>		10	2.50	25
	<b>Criterion VII – Institutional Values and Best Practices</b>				
<b>7.1</b>	<b>Institutional Values and Social Responsibilities</b>				
7.1.1	Number of gender equity promotion Programmes organized by the department/club/cell/ unit during 2021-22	QIM	5	<b>3</b>	<b>15</b>
7.1.8	Institutional efforts/initiatives in providing an inclusive environment i.e., tolerance and harmony towards cultural, regional, linguistic, communal socioeconomic and other diversities	QIM	5	3	<b>15</b>

7.1.9	Sensitization of students and employees of the Institution to the constitutional obligations: values, rights, duties and responsibilities of citizens	QIM	4	3.5	<b>14</b>
<b>7.1</b>	<b>Institutional Values and Social Responsibilities</b>		14	3.14	44
<b>7.2</b>	<b>Best Practices</b>				
7.2.1	Describe any one best practice followed by the Department / Cell / Body / Committee / Club/Unit	QIM	30	2.00	60
<b>7.2</b>	<b>Best Practices</b>		30	2.00	60
<b>7.3</b>	<b>Institutional Distinctiveness</b>				
7.3.1	Describe/Explain the performance the Department in one area distinctive to its Vision, Priority & Thrust	QIM	20	2.00	40
<b>7.3</b>	<b>Institutional Distinctiveness</b>		20	2.00	40
<b>Criterion VII – Institutional Values and Best Practices</b>			64	2.25	144
	<b>Criteria-wise Assessment</b>		<b>Weight age (W)</b>	<b>Score</b>	<b>Wtd Grade Point (WGP)</b>
3	Research, Innovation & Extension		20.00	4.00	80.00
5	Student Support & Progression		10.00	2.50	25.00
7	Institutional values & Best Practices		64.00	2.25	144.00
	<b>Overall:-</b>		94.00	2.65	249.00





**Unit / Cell / Club: NSS - 124**

**Academic and Administrative Audit - 2021-2022**

**Strengths and Weaknesses**

**Strengths :**

- Extension Activities
- Institutional Values and Social Responsibilities

**Weaknesses :**

- Student Participation and Activities
- Best Practices
- Institutional Distinctiveness





**Scott Christian College (Autonomous)**  
Nagercoil – 629 003, Tamil Nadu, India



**INTERNAL QUALITY ASSURANCE CELL**

# **ACADEMIC & ADMINISTRATIVE AUDIT 2021-2022**

## **NSS – 127**

**GRADE**

**B +**

**Score : 2.65/4**

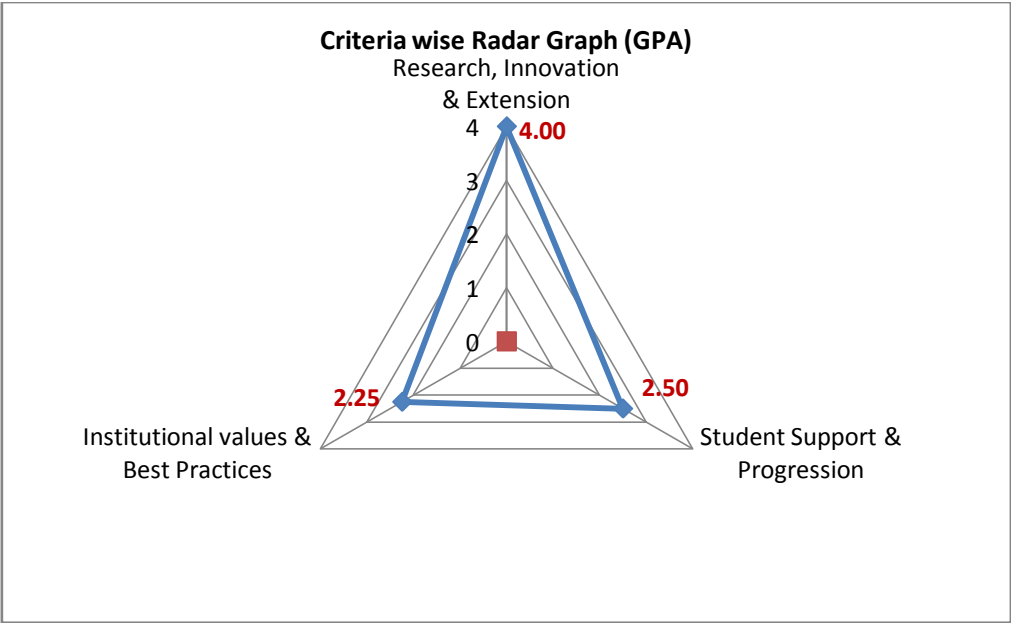
**Unit / Cell / Club: NSS - 127**

**Academic and Administrative Audit - 2021-2022**

No	Criteria	Weightage (W1)	Criterion-wise Weighted Grade Point (CrWGP1)	Grade Point Averages (CrWGP <sub>i</sub> /W <sub>i</sub> )
1	Curricular Aspects	-	-	-
2	Teaching, Learning & Evaluation	-	-	-
3	Research, Innovation & Extension	20.00	80.00	4.00
4	Infrastructure & Learning resources	-	-	-
5	Student Support & Progression	10.00	25.00	2.50
6	Governance, Leadership & Management	-	-	-
7	Institutional values & Best Practices	64.00	144.00	2.25
	<b>Total</b>	<b>94.00</b>	<b>249.00</b>	<b>2.65</b>
	<b>CGPA : 2.65</b>			

Dean IQAC

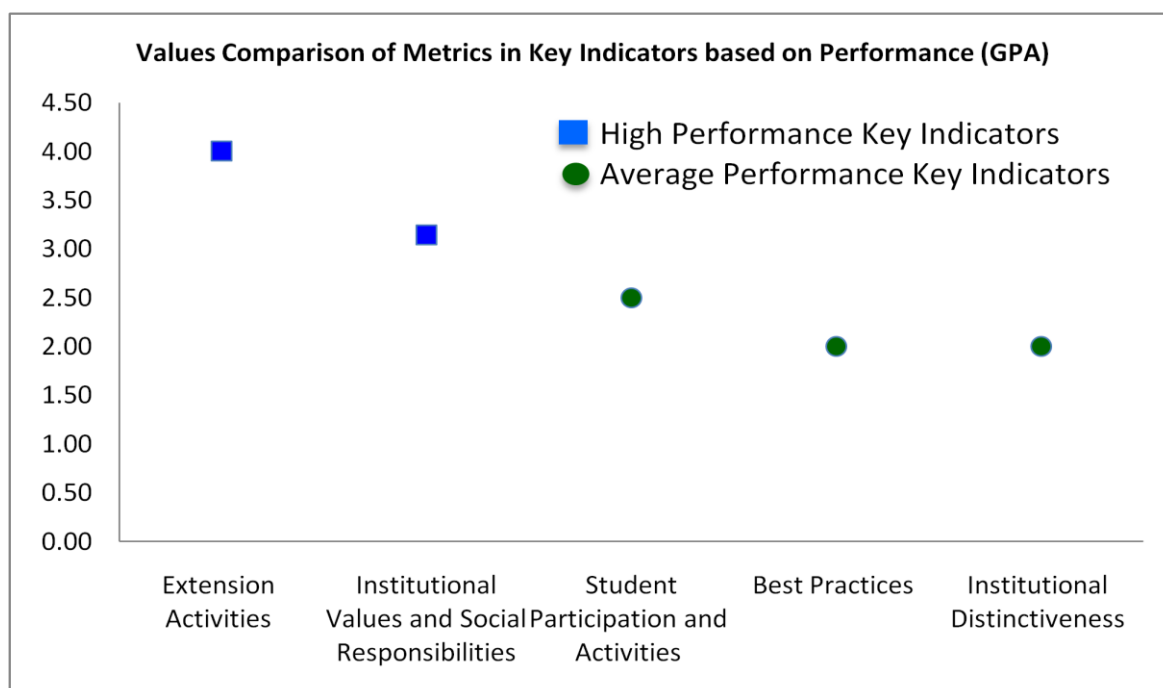
Principal



**Unit / Cell / Club: NSS - 127**

**Academic and Administrative Audit - 2021-2022**

No	Criteria and Key Indicators	Key Indicator Weightage (W <sub>i</sub> )	Key Indicator Wise Weighted Grade Points (KIWGP) <sub>i</sub>	Grade Point Averages (CrWGPI/W <sub>i</sub> )
<b>Criterion III – Research, Innovations and Extension</b>				
3.6	Extension Activities	20	80.00	4.00
	<b>Total</b>	<b>20</b>	<b>80.00</b>	<b>4.00</b>
<b>Criterion V - Student Support and Progression</b>				
5.3	Student Participation and Activities	10	25.00	2.50
	<b>Total</b>	<b>10</b>	<b>25.00</b>	<b>2.50</b>
<b>Criterion VII – Institutional Values and Best Practices</b>				
7.1	Institutional Values and Social Responsibilities	14	44.00	3.14
7.2	Best Practices	30	60.00	2.00
7.3	Institutional Distinctiveness	20	40.00	2.00
	<b>Total</b>	<b>64</b>	<b>144.00</b>	<b>2.25</b>
	<b>Grand Total</b>	<b>94</b>	<b>249.00</b>	<b>2.65</b>





## Scott Christian College (Autonomous), Nagercoil



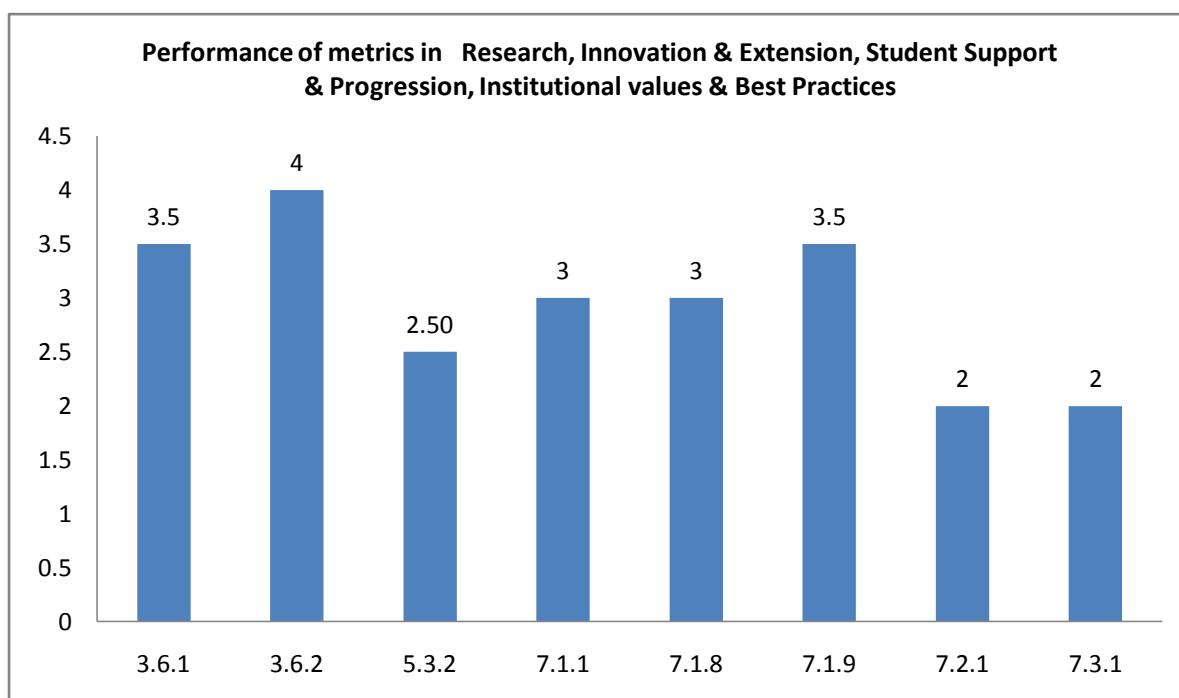
AAA 2021-2022 - Assessment Sheet

NSS-127

### Qualitative & Quantitative Metrics

Metric	Parameter	QIM/ QnM	Weight age	Score	Wtd. Score
	<b>Criterion III – Research, Innovations and Extension</b>				
<b>3.6</b>	<b>Extension Activities</b>				
3.6.1	What are the Extension activities in the neighborhood community in terms of impact and sensitizing students to social issues and holistic development and awards received during 2021-22?	QIM	30	3.5	105
3.6.2	Number of extension and outreach Programmes conducted by the institution through organized forums including NSS/NCC with involvement of community during 2021-22	QnM	20	4	80
<b>3.6</b>	<b>Extension Activities</b>		20	4.00	80
	<b>Criterion III – Research, Innovations and Extension</b>		20	4.00	80
	<b>Criterion V - Student Support and Progression</b>				
<b>5.3</b>	<b>Student Participation and Activities</b>				
5.3.2	Presence of an active Student Council & representation of students on academic & administrative bodies/committees	QIM	10	<b>2.50</b>	<b>25</b>
<b>5.3</b>	<b>Student Participation and Activities</b>		10	2.50	25
	<b>Criterion V - Student Support and Progression</b>		10	2.50	25
	<b>Criterion VII – Institutional Values and Best Practices</b>				
<b>7.1</b>	<b>Institutional Values and Social Responsibilities</b>				
7.1.1	Number of gender equity promotion Programmes organized by the department/club/cell/ unit during 2021-22	QIM	5	<b>3</b>	<b>15</b>
7.1.8	Institutional efforts/initiatives in providing an inclusive environment i.e., tolerance and harmony towards cultural, regional, linguistic, communal socioeconomic and other diversities	QIM	5	3	<b>15</b>

7.1.9	Sensitization of students and employees of the Institution to the constitutional obligations: values, rights, duties and responsibilities of citizens	QIM	4	3.5	<b>14</b>
<b>7.1</b>	<b>Institutional Values and Social Responsibilities</b>		14	3.14	44
<b>7.2</b>	<b>Best Practices</b>				
7.2.1	Describe any one best practice followed by the Department / Cell / Body / Committee / Club/Unit	QIM	30	2.00	60
<b>7.2</b>	<b>Best Practices</b>		30	2.00	60
<b>7.3</b>	<b>Institutional Distinctiveness</b>				
7.3.1	Describe/Explain the performance the Department in one area distinctive to its Vision, Priority & Thrust	QIM	20	2.00	40
<b>7.3</b>	<b>Institutional Distinctiveness</b>		20	2.00	40
<b>Criterion VII – Institutional Values and Best Practices</b>			64	2.25	144
	<b>Criteria-wise Assessment</b>		<b>Weight age (W)</b>	<b>Score</b>	<b>Wtd Grade Point (WGP)</b>
3	Research, Innovation & Extension		20.00	4.00	80.00
5	Student Support & Progression		10.00	2.50	25.00
7	Institutional values & Best Practices		64.00	2.25	144.00
	<b>Overall:-</b>		94.00	2.65	249.00



**Unit / Cell / Club: NSS - 127**

**Academic and Administrative Audit - 2021-2022**

**Strengths and Weaknesses**

**Strengths :**

- Extension Activities
- Institutional Values and Social Responsibilities

**Weaknesses :**

- Student Participation and Activities
- Best Practices
- Institutional Distinctiveness







Scott Christian College (Autonomous)  
Nagercoil – 629 003, Tamil Nadu, India

**INTERNAL QUALITY ASSURANCE CELL**



# **ACADEMIC & ADMINISTRATIVE AUDIT 2021-2022**

## **SPORTS**

**GRADE**

**B + +**

**Score : 2.83/4**

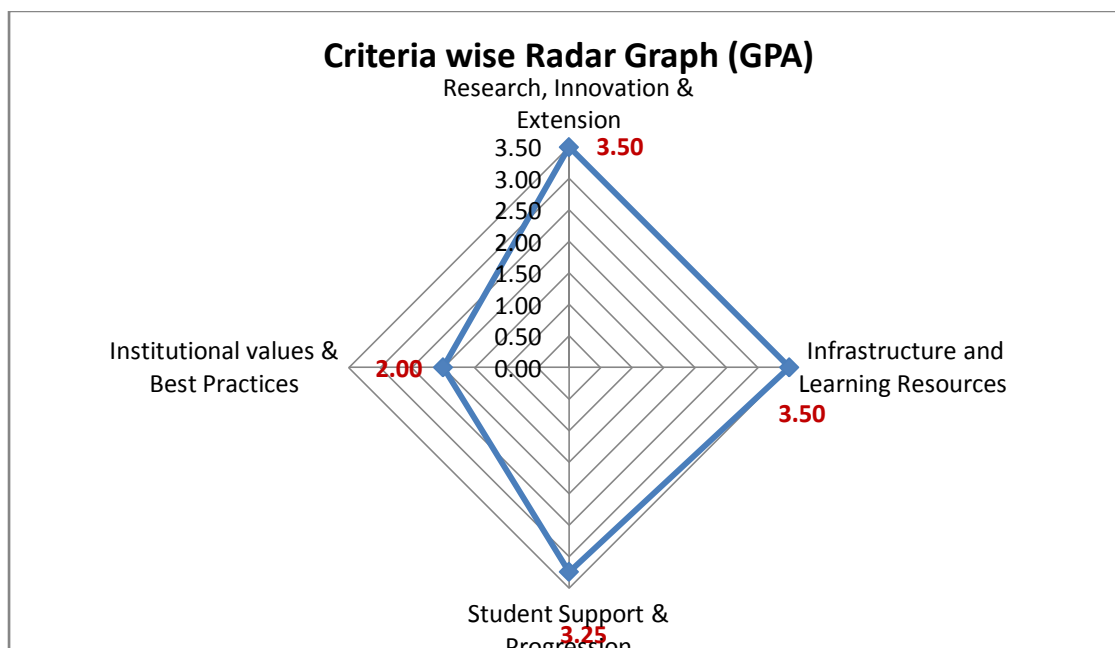
**Unit / Cell / Club: Sports**

**Academic and Administrative Audit - 2021-2022**

No	Criteria	Weightage (W1)	Criterion-wise Weighted Grade Point (CrWGP1)	Grade Point Averages (CrWGP <sub>i</sub> /W <sub>i</sub> )
1	Curricular Aspects	-	-	-
2	Teaching, Learning & Evaluation	-	-	-
3	Research, Innovation & Extension	30.00	105.00	3.50
4	Infrastructure & Learning resources	20.00	70.00	3.50
5	Student Support & Progression	20.00	65.00	3.25
6	Governance, Leadership & Management	-	-	-
7	Institutional values & Best Practices	50.00	100.00	2.00
	<b>Total</b>	<b>120.00</b>	<b>340.00</b>	<b>2.83</b>
	<b>CGPA : 2.83</b>			

Dean IQAC

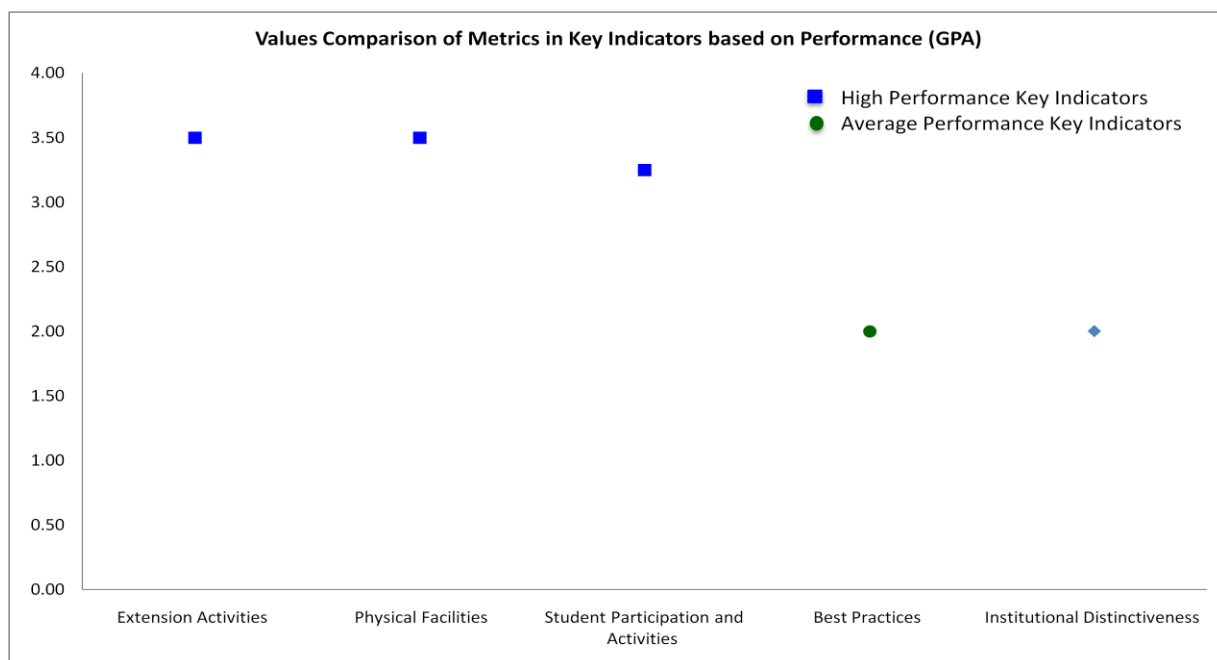
Principal



## Unit / Cell / Club: Sports

### Academic and Administrative Audit - 2021-2022

No	Criteria and Key Indicators	Key Indicator Weightage (W <sub>i</sub> )	Key Indicator Wise Weighted Grade Points (KIWGP) <sub>i</sub>	Grade Point Averages (CrWGPI/W <sub>i</sub> )
<b>Criterion III – Research, Innovations and Extension</b>				
3.6	Extension Activities	30	105.00	3.50
	<b>Total</b>	<b>30</b>	<b>105.00</b>	<b>3.50</b>
<b>Criterion IV – Infrastructure and Learning Resources</b>				
4.1	Physical Facilities	20	70.00	3.50
	<b>Total</b>	<b>20</b>	<b>70.00</b>	<b>3.50</b>
<b>Criterion V - Student Support and Progression</b>				
5.3	Student Participation and Activities	20	65.00	3.25
	<b>Total</b>	<b>20</b>	<b>65.00</b>	<b>3.25</b>
<b>Criterion VII – Institutional Values and Best Practices</b>				
7.2	Best Practices	30	60.00	2.00
7.3	Institutional Distinctiveness	20	40.00	2.00
	<b>Total</b>	<b>50</b>	<b>100.00</b>	<b>2.00</b>
	<b>Grand Total</b>	<b>120</b>	<b>340.00</b>	<b>2.83</b>





## Scott Christian College (Autonomous), Nagercoil



AAA 2021-2022 - Assessment Sheet

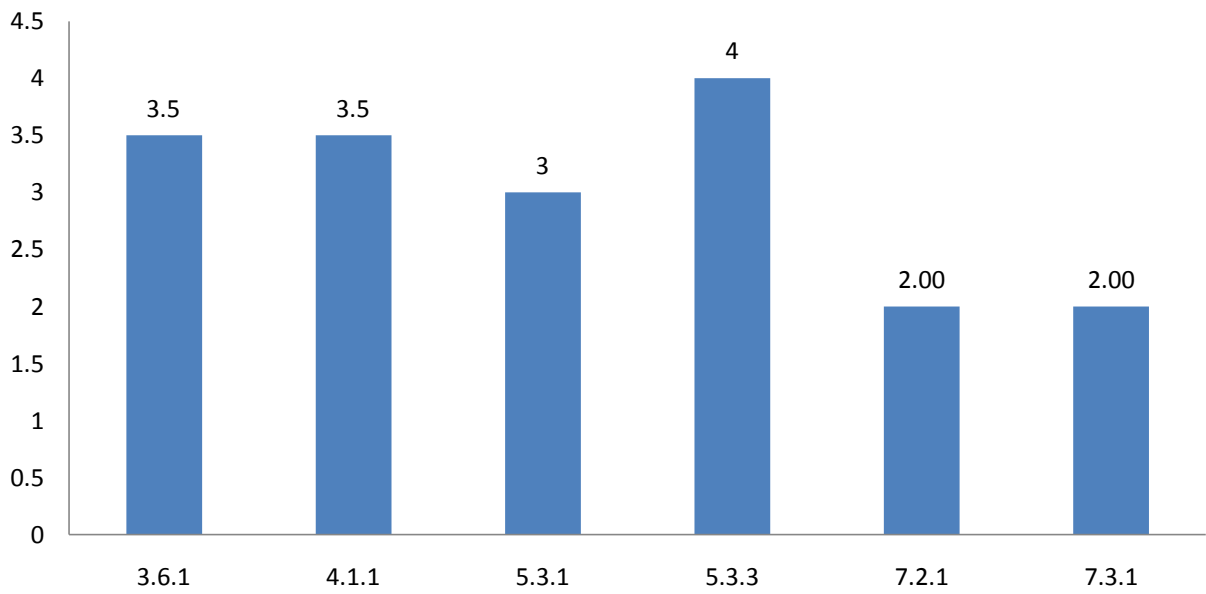
Sports

### Qualitative & Quantitative Metrics

Metric	Parameter	QIM/ QnM	Weight age	Score	Wtd. Score
<b>Criterion III – Research, Innovations and Extension</b>					
<b>3.6</b>	<b>Extension Activities</b>				
3.6.1	What are the Extension activities in the neighborhood community in terms of impact and sensitizing students to social issues and holistic development and awards received during 2021-22?	QIM	30	3.5	105
<b>3.6</b>	<b>Extension Activities</b>		30	3.50	105
<b>Criterion III – Research, Innovations and Extension</b>			30	3.50	105
<b>Criterion IV – Infrastructure and Learning Resources</b>					
<b>4.1</b>	<b>Physical Facilities</b>				
4.1.1	The institution has adequate facilities for a. teaching – learning, viz., classrooms, laboratories, computing equipment etc b. ICT – enabled facilities such as smart class, LMS etc. c. Facilities for Cultural and sports activities, yoga centre, games (indoor and outdoor), Gymnasium, auditorium etc.	QIM	20	3.5	70
<b>4.1</b>	<b>Physical Facilities</b>		20	3.5	70
<b>Criterion IV – Infrastructure and Learning Resources</b>			20	3.5	70
<b>Criterion V - Student Support and Progression</b>					
<b>5.3</b>	<b>Student Participation and Activities</b>				
5.3.1	Number of awards/medals for outstanding performance in sports/cultural activities at University / state / national / international level events (award for a team event should be counted as one) year wise during 2021-22	QnM	15	3	45

5.3.3	The institution conducts / organizes following activities: 1. Sports competitions/events 2. Cultural competitions/events 3. Technical fest/Academic fest 4. Any other events through Active clubs and forums	QnM	5	4	20
<b>5.3</b>	<b>Student Participation and Activities</b>		20	3.25	65
<b>Criterion V - Student Support and Progression</b>			20	3.25	65
<b>Criterion VII – Institutional Values and Best Practices</b>					
<b>7.2</b>	<b>Best Practices</b>				
7.2.1	Describe any one best practice followed by the Department / Cell / Body / Committee / Club/Unit	QIM	30	2.00	60
<b>7.2</b>	<b>Best Practices</b>		30	2.00	60
<b>7.3</b>	<b>Institutional Distinctiveness</b>				
7.3.1	Describe/Explain the performance the Department in one area distinctive to its Vision, Priority & Thrust	QIM	20	2.00	40
<b>7.3</b>	<b>Institutional Distinctiveness</b>		20	2.00	40
<b>Criterion VII – Institutional Values and Best Practices</b>			50	2.00	100
<b>Criteria-wise Assessment</b>					
			<b>Weight age (W)</b>	<b>Score</b>	<b>Wtd Grade Point (WGP)</b>
3	Research, Innovation & Extension		30.00	3.50	105.00
4	Infrastructure and Learning Resources		20.00	3.50	70.00
5	Student Support & Progression		20.00	3.25	65.00
7	Institutional values & Best Practices		50.00	2.00	100.00
<b>Overall:-</b>			120.00	2.83	340.00

**Performance of metrics in Research, Innovation & Extension, Infrastructure and Learning Resources , Student Support & Progression, Institutional values & Best Practices**



## Unit / Cell / Club: Sports

### Academic and Administrative Audit - 2021-2022

#### Strengths and Weaknesses

##### Strengths :

- Extension Activities
- Physical facilities
- Student Participation and Activities

##### Weaknesses :

- Best Practices
- Institutional Distinctiveness





**Scott Christian College (Autonomous)**  
Nagercoil – 629 003, Tamil Nadu, India

**INTERNAL QUALITY ASSURANCE CELL**



# **ACADEMIC & ADMINISTRATIVE AUDIT 2021-2022**

## **YOUTH WELFARE**

**GRADE**



**B +**

**Score : 2.71/4**



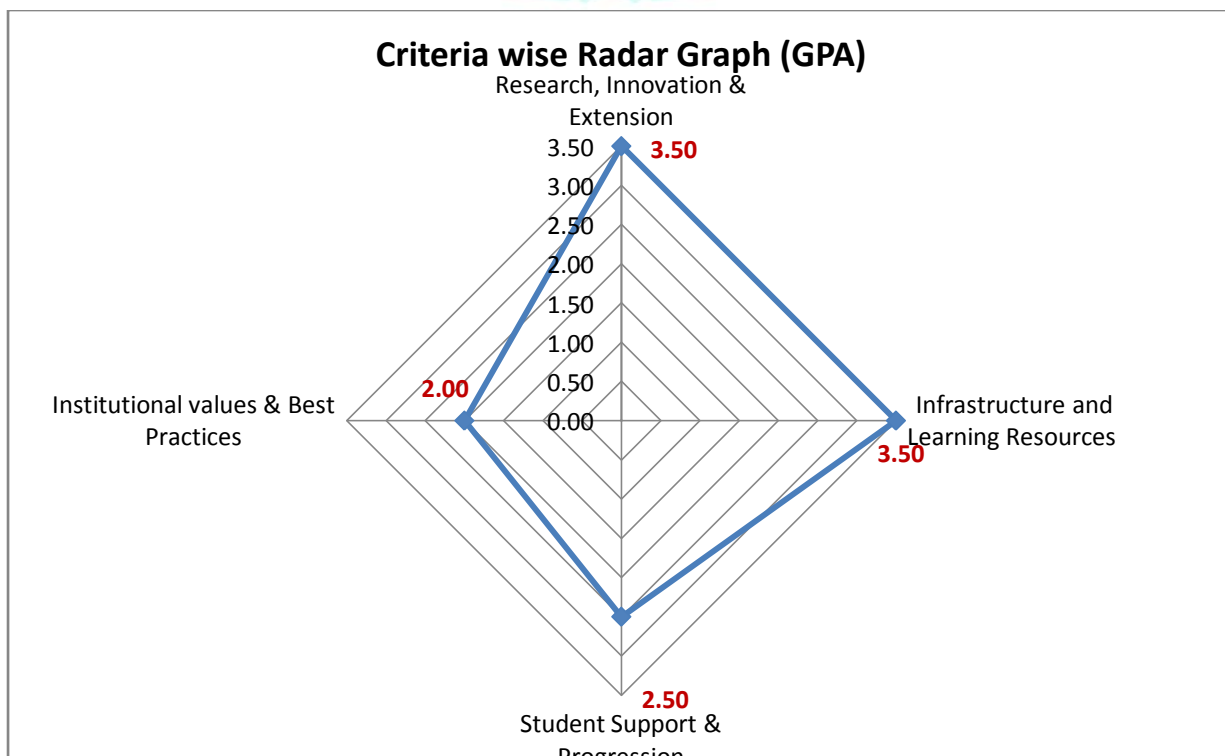
**Unit / Cell / Club: Youth Welfare**

**Academic and Administrative Audit - 2021-2022**

No	Criteria	Weightage (W1)	Criterion-wise Weighted Grade Point (CrWGP1)	Grade Point Averages (CrWGP <sub>i</sub> /W <sub>i</sub> )
1	Curricular Aspects	-	-	-
2	Teaching, Learning & Evaluation	-	-	-
3	Research, Innovation & Extension	30.00	105.00	3.50
4	Infrastructure & Learning resources	20.00	70.00	3.50
5	Student Support & Progression	20.00	50.00	2.50
6	Governance, Leadership & Management	-	-	-
7	Institutional values & Best Practices	50.00	100.00	2.00
	<b>Total</b>	<b>120.00</b>	<b>325.00</b>	<b>2.71</b>
	<b>CGPA : 2.71</b>			

Dean IQAC

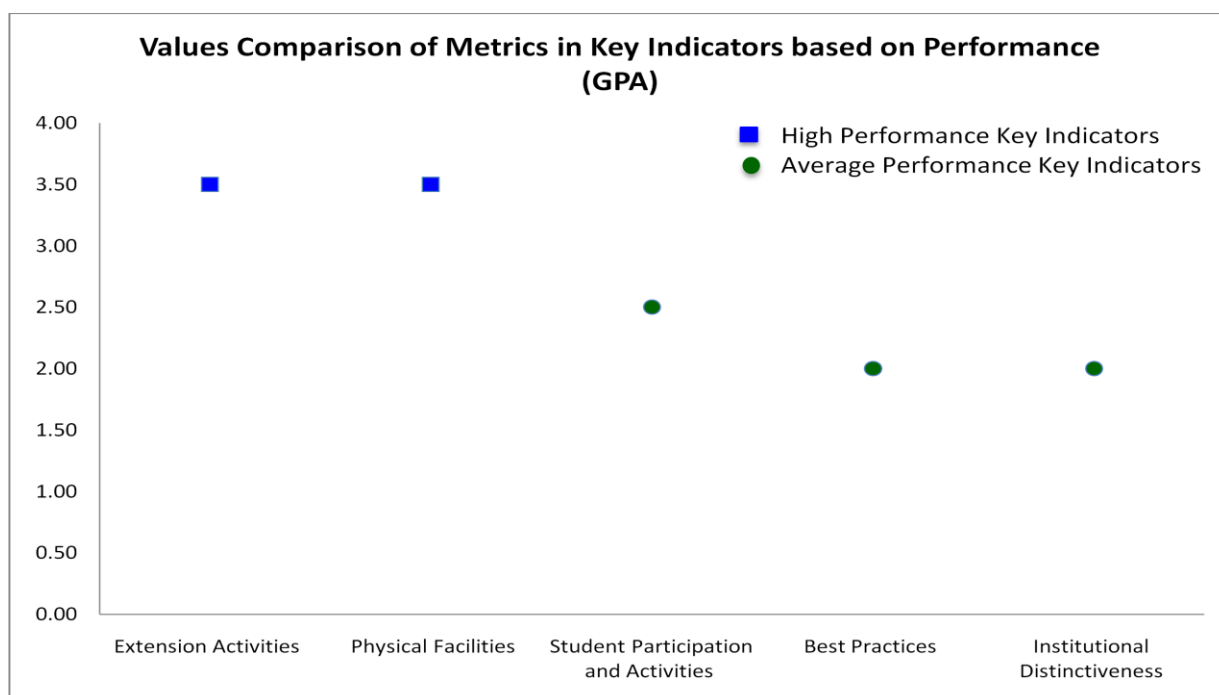
Principal



## Unit / Cell / Club: Youth Welfare

### Academic and Administrative Audit - 2021-2022

No	Criteria and Key Indicators	Key Indicator Weightage (W <sub>i</sub> )	Key Indicator Wise Weighted Grade Points (KIWGP) <sub>i</sub>	Grade Point Averages (CrWGPI/W <sub>i</sub> )
<b>Criterion III – Research, Innovations and Extension</b>				
3.6	Extension Activities	30	105.00	3.50
	<b>Total</b>	<b>30</b>	<b>105.00</b>	<b>3.50</b>
<b>Criterion IV – Infrastructure and Learning Resources</b>				
4.1	Physical Facilities	20	70.00	3.50
	<b>Total</b>	<b>20</b>	<b>70.00</b>	<b>3.50</b>
<b>Criterion V - Student Support and Progression</b>				
5.3	Student Participation and Activities	20	50.00	2.50
	<b>Total</b>	<b>20</b>	<b>50.00</b>	<b>2.50</b>
<b>Criterion VII – Institutional Values and Best Practices</b>				
7.2	Best Practices	30	60.00	2.00
7.3	Institutional Distinctiveness	20	40.00	2.00
	<b>Total</b>	<b>50</b>	<b>100.00</b>	<b>2.00</b>
	<b>Grand Total</b>	<b>120</b>	<b>325.00</b>	<b>2.71</b>





## Scott Christian College (Autonomous), Nagercoil



AAA 2021-2022 - Assessment Sheet

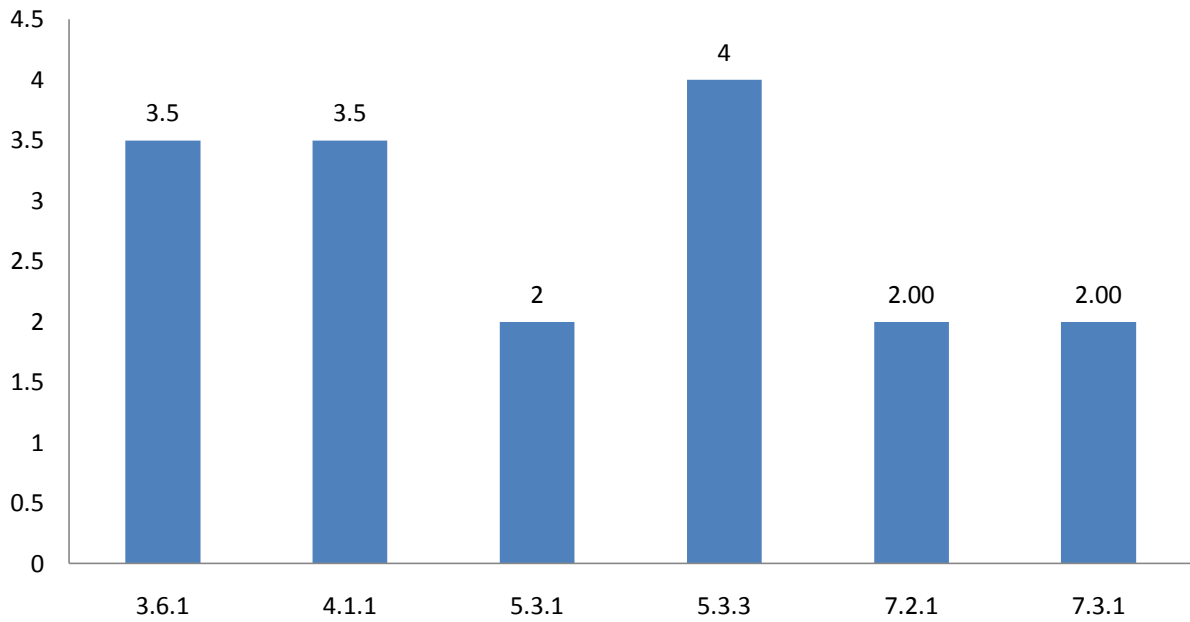
Cultural

### Qualitative & Quantitative Metrics

Metric	Parameter	QIM/ QnM	Weight age	Score	Wtd. Score
	<b>Criterion III – Research, Innovations and Extension</b>				
<b>3.6</b>	<b>Extension Activities</b>				
3.6.1	What are the Extension activities in the neighborhood community in terms of impact and sensitizing students to social issues and holistic development and awards received during 2021-22?	QIM	30	3.5	105
<b>3.6</b>	<b>Extension Activities</b>		30	3.50	105
	<b>Criterion III – Research, Innovations and Extension</b>		30	3.50	105
	<b>Criterion IV – Infrastructure and Learning Resources</b>				
<b>4.1</b>	<b>Physical Facilities</b>				
4.1.1	The institution has adequate facilities for a. teaching – learning, viz., classrooms, laboratories, computing equipment etc b. ICT – enabled facilities such as smart class, LMS etc. c. Facilities for Cultural and sports activities, yoga centre, games (indoor and outdoor), Gymnasium, auditorium etc.	QIM	20	3.5	70
<b>4.1</b>	<b>Physical Facilities</b>		20	3.5	70
	<b>Criterion IV – Infrastructure and Learning Resources</b>		20	3.5	70
	<b>Criterion V - Student Support and Progression</b>				
<b>5.3</b>	<b>Student Participation and Activities</b>				
5.3.1	Number of awards/medals for outstanding performance in sports/cultural activities at University / state / national / international level events (award for a team event should be counted as one) year wise during 2021-22	QnM	15	2	30

5.3.3	The institution conducts / organizes following activities: 1. Sports competitions/events 2. Cultural competitions/events 3. Technical fest/Academic fest 4. Any other events through Active clubs and forums	QnM	5	4	20
<b>5.3</b>	<b>Student Participation and Activities</b>		20	2.50	50
<b>Criterion V - Student Support and Progression</b>			20	2.50	50
<b>Criterion VII – Institutional Values and Best Practices</b>					
<b>7.2</b>	<b>Best Practices</b>				
7.2.1	Describe any one best practice followed by the Department / Cell / Body / Committee / Club/Unit	QIM	30	2.00	60
<b>7.2</b>	<b>Best Practices</b>		30	2.00	60
<b>7.3</b>	<b>Institutional Distinctiveness</b>				
7.3.1	Describe/Explain the performance the Department in one area distinctive to its Vision, Priority & Thrust	QIM	20	2.00	40
<b>7.3</b>	<b>Institutional Distinctiveness</b>		20	2.00	40
<b>Criterion VII – Institutional Values and Best Practices</b>			50	2.00	100
<b>Criteria-wise Assessment</b>			<b>Weight age (W)</b>	<b>Score</b>	<b>Wtd Grade Point (WGP)</b>
3	Research, Innovation & Extension		30.00	3.50	105.00
4	Infrastructure and Learning Resources		20.00	3.50	70.00
5	Student Support & Progression		20.00	2.50	50.00
7	Institutional values & Best Practices		50.00	2.00	100.00
<b>Overall:-</b>			120.00	2.71	325.00

**Performance of metrics in Research, Innovation & Extension, Infrastructure and Learning Resources, Student Support & Progression, Institutional values & Best Practices**



## Unit / Cell / Club: Youth Welfare

### Academic and Administrative Audit - 2021-2022

#### Strengths :

- Extension Activities
- Physical Facilities

#### Weaknesses :

- Student Participation and Activities
- Best Practices
- Institutional Distinctiveness





**Scott Christian College (Autonomous)**  
Nagercoil – 629 003, Tamil Nadu, India

**INTERNAL QUALITY ASSURANCE CELL**



# **ACADEMIC & ADMINISTRATIVE AUDIT 2021-2022**

## **SCIENCE CLUB**

**GRADE**

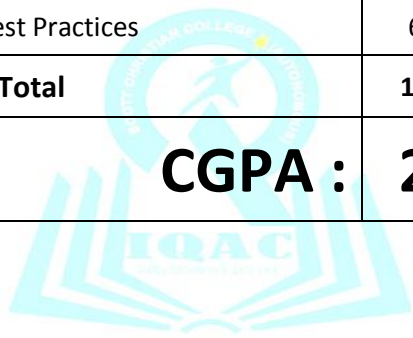
**B + +**

**Score : 2.90/4**

**Unit / Cell / Club: Science Club**

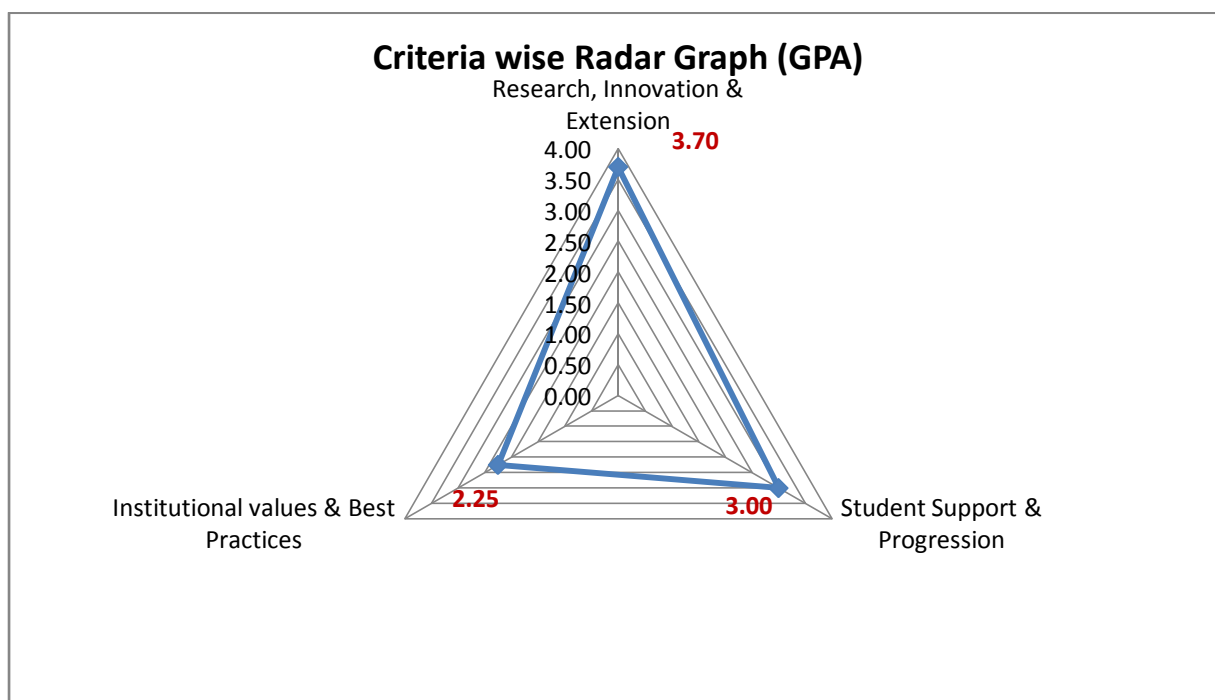
**Academic and Administrative Audit - 2021-2022**

No	Criteria	Weightage (W1)	Criterion-wise Weighted Grade Point (CrWGP1)	Grade Point Averages (CrWGP <sub>i</sub> /W <sub>i</sub> )
1	Curricular Aspects	-	-	-
2	Teaching, Learning & Evaluation	-	-	-
3	Research, Innovation & Extension	50.00	185.00	3.70
4	Infrastructure & Learning resources	-	-	-
5	Student Support & Progression	10.00	30.00	3.00
6	Governance, Leadership & Management	-	-	-
7	Institutional values & Best Practices	64.00	144.00	2.25
	<b>Total</b>	<b>124.00</b>	<b>359.00</b>	<b>2.9</b>
	<b>CGPA : 2.9</b>			



Dean IQAC

Principal

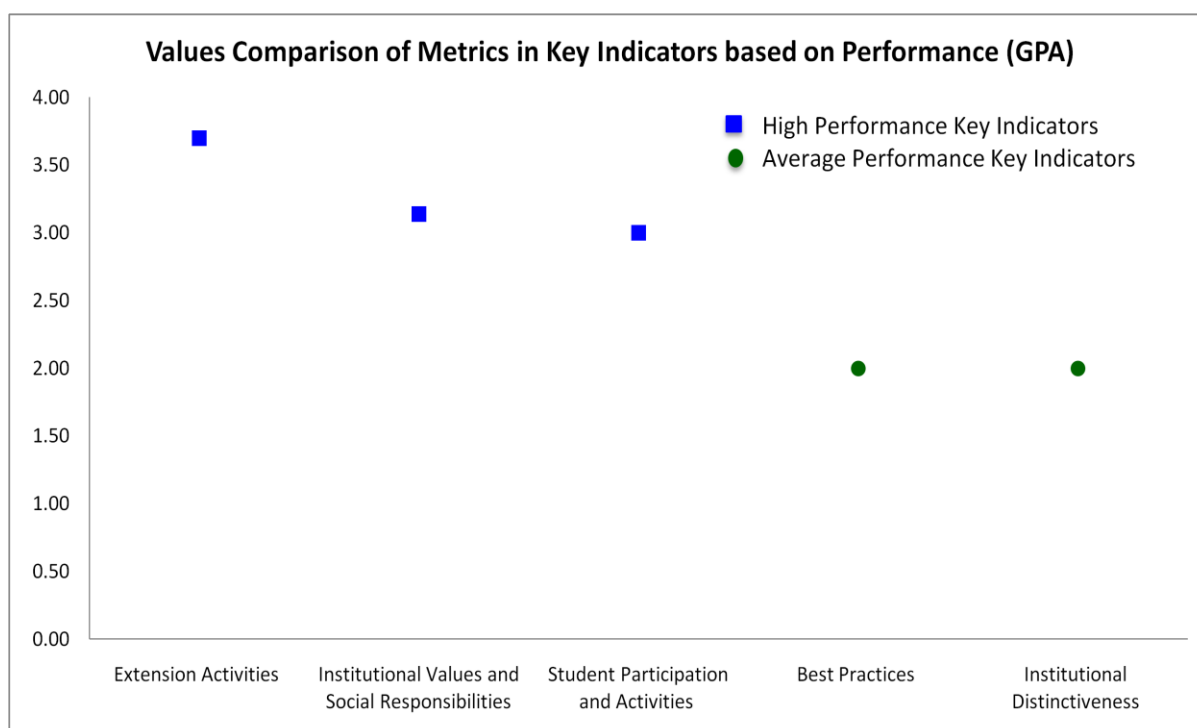




**Unit / Cell / Club: Science Club**

**Academic and Administrative Audit - 2021-2022**

No	Criteria and Key Indicators	Key Indicator Weightage (W <sub>i</sub> )	Key Indicator Wise Weighted Grade Points (KIWGP) <sub>i</sub>	Grade Point Averages (CrWGPi/Wi)
<b>Criterion III – Research, Innovations and Extension</b>				
3.6	Extension Activities	50	185.00	3.70
	<b>Total</b>	<b>50</b>	<b>185.00</b>	<b>3.70</b>
<b>Criterion V - Student Support and Progression</b>				
5.3	Student Participation and Activities	10	30.00	3.00
	<b>Total</b>	<b>10</b>	<b>30.00</b>	<b>3.00</b>
<b>Criterion VII – Institutional Values and Best Practices</b>				
7.1	Institutional Values and Social Responsibilities	14	44.00	3.14
7.2	Best Practices	30	60.00	2.00
7.3	Institutional Distinctiveness	20	40.00	2.00
	<b>Total</b>	<b>64</b>	<b>144.00</b>	<b>2.25</b>
	<b>Grand Total</b>	<b>124</b>	<b>359.00</b>	<b>2.9</b>



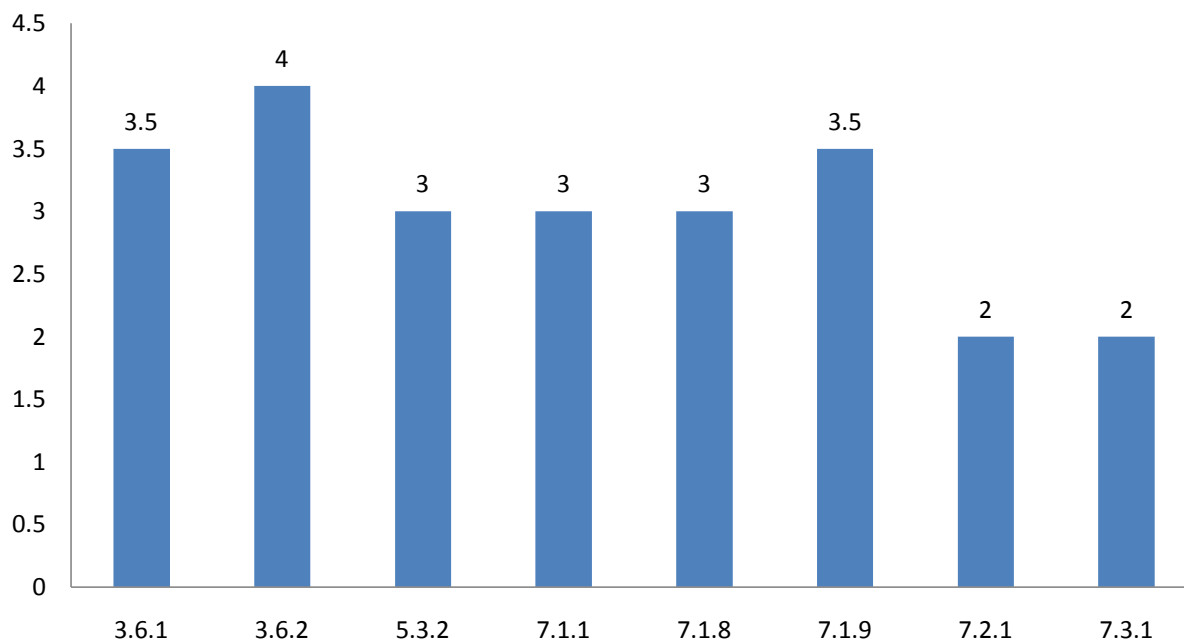


**Qualitative & Quantitative Metrics**

Metric	Parameter	QIM/ QnM	Weight age	Score	Wtd. Score
<b>Criterion III – Research, Innovations and Extension</b>					
<b>3.6</b>	<b>Extension Activities</b>				
3.6.1	What are the Extension activities in the neighborhood community in terms of impact and sensitizing students to social issues and holistic development and awards received during 2021-22?	QIM	30	3.5	105
3.6.2	Number of extension and outreach Programmes conducted by the institution through organized forums including NSS/NCC with involvement of community during 2021-22	QnM	20	4	80
<b>3.6</b>	<b>Extension Activities</b>		50	3.70	185
<b>Criterion III – Research, Innovations and Extension</b>					
			50	3.70	185
<b>Criterion V - Student Support and Progression</b>					
<b>5.3</b>	<b>Student Participation and Activities</b>				
5.3.2	Presence of an active Student Council & representation of students on academic & administrative bodies/committees	QIM	10	3.00	30
<b>5.3</b>	<b>Student Participation and Activities</b>		10	3.00	30
<b>Criterion V - Student Support and Progression</b>					
			10	3.00	30
<b>Criterion VII – Institutional Values and Best Practices</b>					
<b>7.1</b>	<b>Institutional Values and Social Responsibilities</b>				
7.1.1	Number of gender equity promotion Programmes organized by the department/club/cell/ unit during 2021-22	QIM	5	3	15
7.1.8	Institutional efforts/initiatives in providing an inclusive environment i.e., tolerance and harmony towards cultural, regional, linguistic, communal socioeconomic and other diversities	QIM	5	3	15

7.1.9	Sensitization of students and employees of the Institution to the constitutional obligations: values, rights, duties and responsibilities of citizens	QIM	4	3.5	<b>14</b>
<b>7.1</b>	<b>Institutional Values and Social Responsibilities</b>		14	3.14	44
<b>7.2</b>	<b>Best Practices</b>				
7.2.1	Describe any one best practice followed by the Department / Cell / Body / Committee / Club/Unit	QIM	30	2.00	60
<b>7.2</b>	<b>Best Practices</b>		30	2.00	60
<b>7.3</b>	<b>Institutional Distinctiveness</b>				
7.3.1	Describe/Explain the performance the Department in one area distinctive to its Vision, Priority & Thrust	QIM	20	2.00	40
<b>7.3</b>	<b>Institutional Distinctiveness</b>		20	2.00	40
<b>Criterion VII – Institutional Values and Best Practices</b>			64	2.25	144
	<b>Criteria-wise Assessment</b>		<b>Weight age (W)</b>	<b>Score</b>	<b>Wtd Grade Point (WGP)</b>
3	Research, Innovation & Extension		50.00	3.70	185.00
5	Student Support & Progression		10.00	3.00	30.00
7	Institutional values & Best Practices		64.00	2.25	144.00
	<b>Overall:-</b>		124.00	2.90	359.00

### Performance of metrics in Research, Innovation & Extension, Student Support & Progression, Institutional values & Best Practices



**Unit / Cell / Club: Science Club**  
**Academic and Administrative Audit - 2021-2022**  
**Strengths and Weaknesses**

**Strengths :**

- Extension Activities
- Institutional Values and Social Responsibilities
- Student Participation and Activities

**Weaknesses :**

- Best Practices
- Institutional Distinctiveness





**Scott Christian College (Autonomous)**

Nagercoil – 629 003, Tamil Nadu, India

**INTERNAL QUALITY ASSURANCE CELL**



# **ACADEMIC & ADMINISTRATIVE AUDIT 2021-2022**

## **YOUTH RED CROSS**

**GRADE**

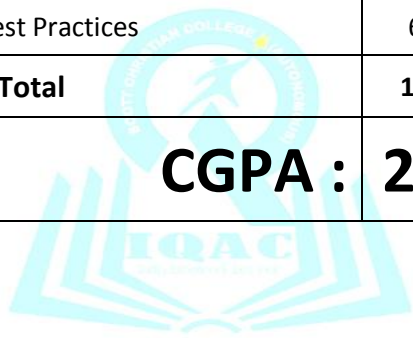
**B + +**

**Score : 2.90/4**

**Unit / Cell / Club: Youth Red Cross**

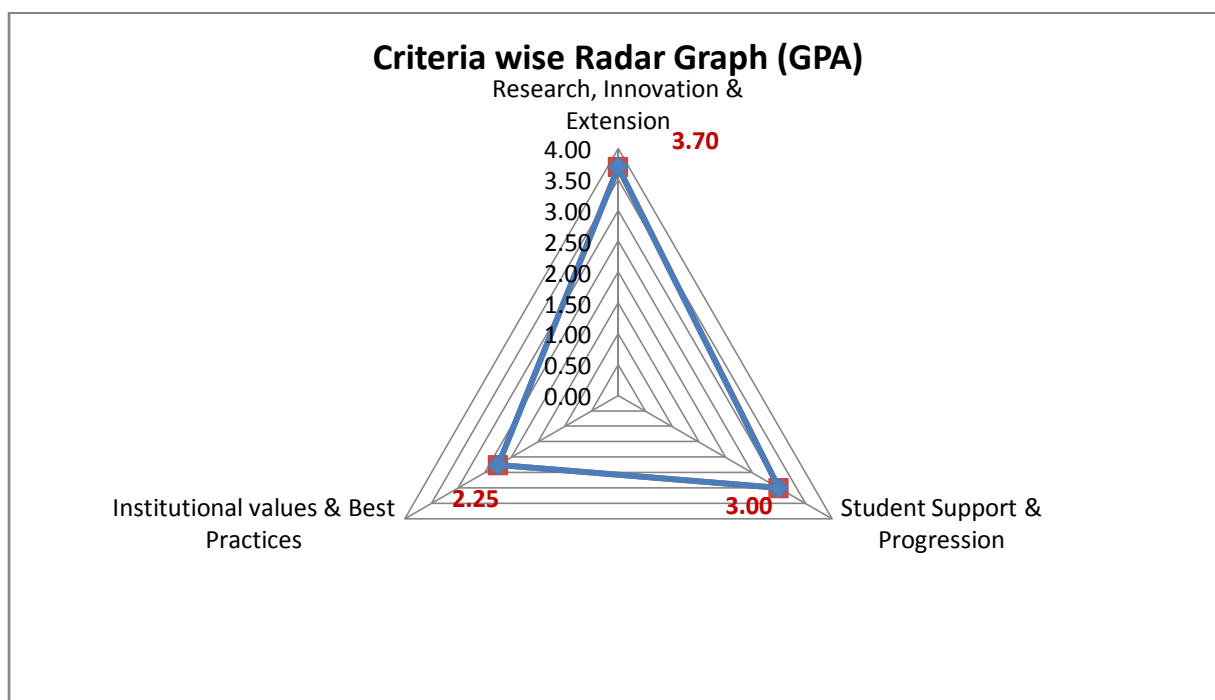
**Academic and Administrative Audit - 2021-2022**

No	Criteria	Weightage (W1)	Criterion-wise Weighted Grade Point (CrWGP1)	Grade Point Averages (CrWGP <sub>i</sub> /W <sub>i</sub> )
1	Curricular Aspects	-	-	-
2	Teaching, Learning & Evaluation	-	-	-
3	Research, Innovation & Extension	50.00	185.00	3.70
4	Infrastructure & Learning resources	-	-	-
5	Student Support & Progression	10.00	30.00	3.00
6	Governance, Leadership & Management	-	-	-
7	Institutional values & Best Practices	64.00	144.00	2.25
	<b>Total</b>	<b>124.00</b>	<b>359.00</b>	<b>2.90</b>
	<b>CGPA : 2.90</b>			



Dean IQAC

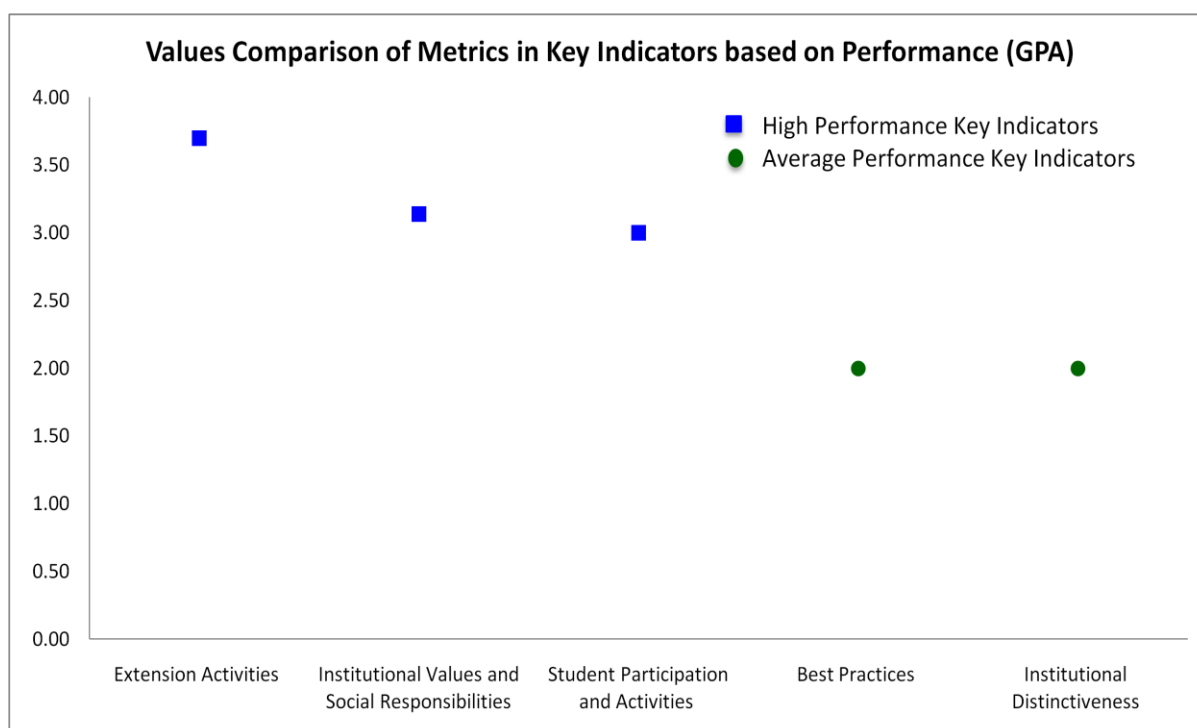
Principal



**Unit / Cell / Club: Youth Red Cross**

**Academic and Administrative Audit - 2021-2022**

No	Criteria and Key Indicators	Key Indicator Weightage (W <sub>i</sub> )	Key Indicator Wise Weighted Grade Points (KIWGP) <sub>i</sub>	Grade Point Averages (CrWGPi/Wi)
<b>Criterion III – Research, Innovations and Extension</b>				
3.6	Extension Activities	50	185.00	3.70
	<b>Total</b>	<b>50</b>	<b>185.00</b>	<b>3.70</b>
<b>Criterion V - Student Support and Progression</b>				
5.3	Student Participation and Activities	10	30.00	3.00
	<b>Total</b>	<b>10</b>	<b>30.00</b>	<b>3.00</b>
<b>Criterion VII – Institutional Values and Best Practices</b>				
7.1	Institutional Values and Social Responsibilities	14	44.00	3.14
7.2	Best Practices	30	60.00	2.00
7.3	Institutional Distinctiveness	20	40.00	2.00
	<b>Total</b>	<b>64</b>	<b>144.00</b>	<b>2.25</b>
	<b>Grand Total</b>	<b>124</b>	<b>359.00</b>	<b>2.90</b>



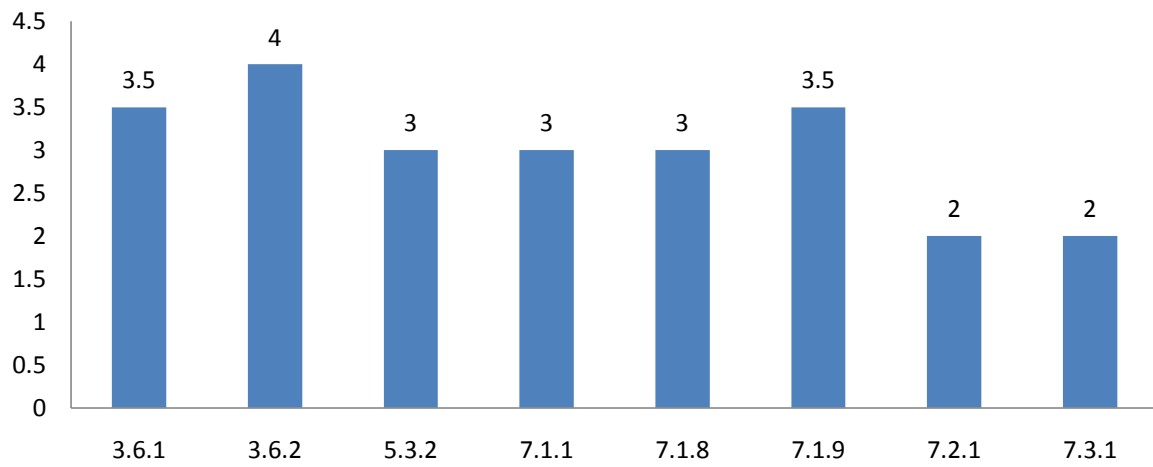




Metric	Parameter	QIM/ QnM	Weight age	Score	Wtd. Score
<b>Criterion III – Research, Innovations and Extension</b>					
<b>3.6</b>	<b>Extension Activities</b>				
3.6.1	What are the Extension activities in the neighborhood community in terms of impact and sensitizing students to social issues and holistic development and awards received during 2021-22?	QIM	30	3.5	105
3.6.2	Number of extension and outreach Programmes conducted by the institution through organized forums including NSS/NCC with involvement of community during 2021-22	QnM	20	4	80
<b>3.6</b>	<b>Extension Activities</b>		50	3.70	185
<b>Criterion III – Research, Innovations and Extension</b>			50	3.70	185
<b>Criterion V - Student Support and Progression</b>					
<b>5.3</b>	<b>Student Participation and Activities</b>				
5.3.2	Presence of an active Student Council & representation of students on academic & administrative bodies/committees	QIM	10	3.00	30
<b>5.3</b>	<b>Student Participation and Activities</b>		10	3.00	30
<b>Criterion V - Student Support and Progression</b>			10	3.00	30
<b>Criterion VII – Institutional Values and Best Practices</b>					
<b>7.1</b>	<b>Institutional Values and Social Responsibilities</b>				
7.1.1	Number of gender equity promotion Programmes organized by the department/club/cell/ unit during 2021-22	QIM	5	3	15
7.1.8	Institutional efforts/initiatives in providing an inclusive environment i.e., tolerance and harmony towards cultural, regional, linguistic, communal socioeconomic and other diversities	QIM	5	3	15

7.1.9	Sensitization of students and employees of the Institution to the constitutional obligations: values, rights, duties and responsibilities of citizens	QIM	4	3.5	14
<b>7.1</b>	<b>Institutional Values and Social Responsibilities</b>		14	3.14	44
<b>7.2</b>	<b>Best Practices</b>				
7.2.1	Describe any one best practice followed by the Department / Cell / Body / Committee / Club/Unit	QIM	30	2.00	60
<b>7.2</b>	<b>Best Practices</b>		30	2.00	60
<b>7.3</b>	<b>Institutional Distinctiveness</b>				
7.3.1	Describe/Explain the performance the Department in one area distinctive to its Vision, Priority & Thrust	QIM	20	2.00	40
<b>7.3</b>	<b>Institutional Distinctiveness</b>		20	2.00	40
<b>Criterion VII – Institutional Values and Best Practices</b>			64	2.25	144
	<b>Criteria-wise Assessment</b>		<b>Weight age (W)</b>	<b>Score</b>	<b>Wtd Grade Point (WGP)</b>
3	Research, Innovation & Extension		50.00	3.70	185.00
5	Student Support & Progression		10.00	3.00	30.00
7	Institutional values & Best Practices		64.00	2.25	144.00
	<b>Overall:-</b>		124.00	2.90	359.00

### Performance of metrics in Research, Innovation & Extension, Student Support & Progression, Institutional values & Best Practices



**Unit / Cell / Club: Youth Red Cross**  
**Academic and Administrative Audit - 2021-2022**  
**Strengths and Weaknesses**

**Strengths :**

- Extension Activities
- Institutional Values and Social Responsibilities
- Student Participation and Activities

**Weaknesses :**

- Best Practices
- Institutional Distinctiveness





**Scott Christian College (Autonomous)**  
Nagercoil – 629 003, Tamil Nadu, India

**INTERNAL QUALITY ASSURANCE CELL**



# **ACADEMIC & ADMINISTRATIVE AUDIT 2021-2022**

## **SCOTT ADVENTURE CLUB**

**GRADE**

**B + +**

**Score : 2.81/4**

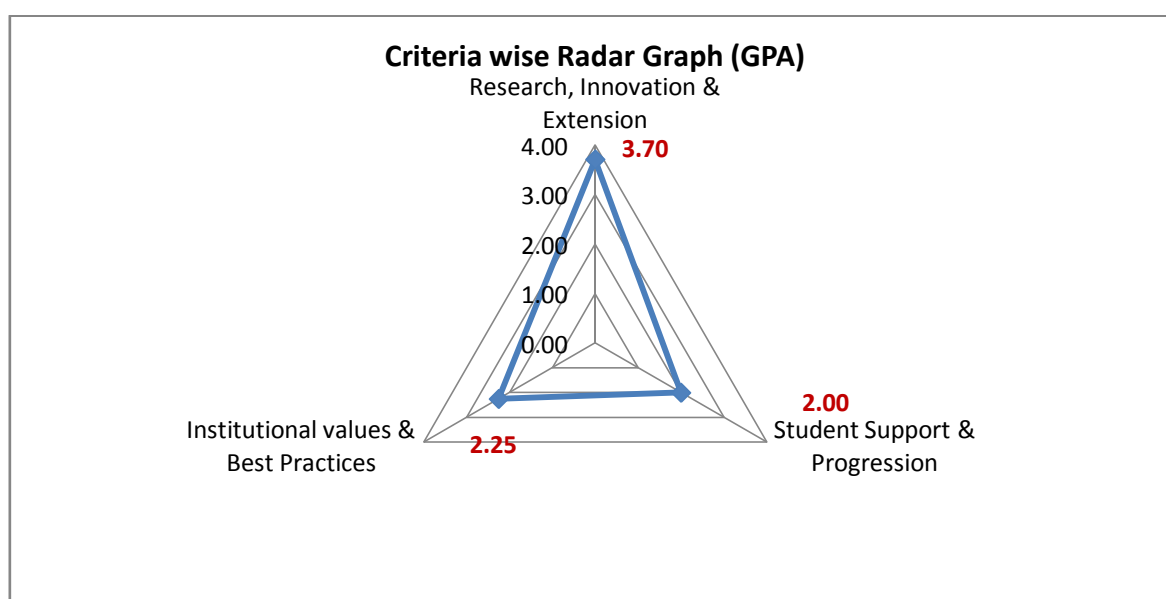
**Unit / Cell / Club: Scott Adventure Club**

**Academic and Administrative Audit - 2021-2022**

No	Criteria	Weightage (W1)	Criterion-wise Weighted Grade Point (CrWGP1)	Grade Point Averages (CrWGP <sub>i</sub> /W <sub>i</sub> )
1	Curricular Aspects	-	-	-
2	Teaching, Learning & Evaluation	-	-	-
3	Research, Innovation & Extension	50.00	185.00	3.70
4	Infrastructure & Learning resources	-	-	-
5	Student Support & Progression	10.00	20.00	2.00
6	Governance, Leadership & Management	-	-	-
7	Institutional values & Best Practices	64.00	144.00	2.25
	<b>Total</b>	<b>124.00</b>	<b>349.00</b>	<b>2.81</b>
	<b>CGPA : 2.81</b>			

Dean IQAC

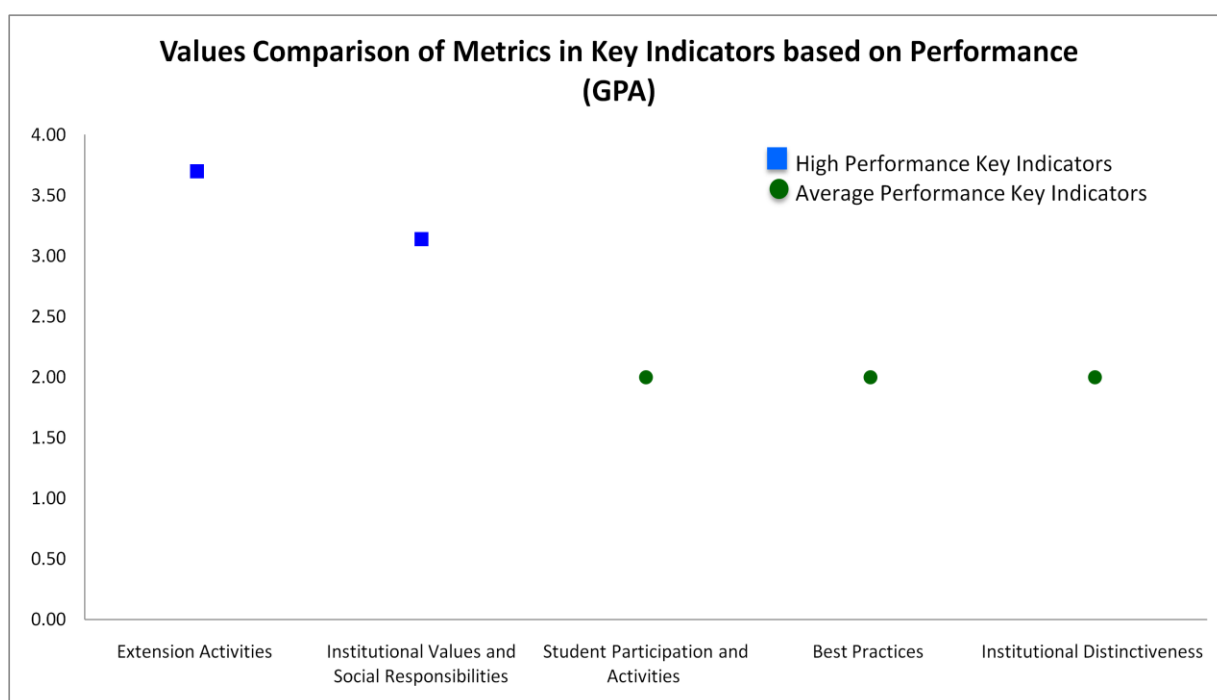
Principal



**Unit / Cell / Club: Scott Adventure Club**

**Academic and Administrative Audit - 2021-2022**

No	Criteria and Key Indicators	Key Indicator Weightage (W <sub>i</sub> )	Key Indicator Wise Weighted Grade Points (KIWGP) <sub>i</sub>	Grade Point Averages (CrWGPI/W <sub>i</sub> )
<b>Criterion III – Research, Innovations and Extension</b>				
3.6	Extension Activities	50	185.00	3.70
	<b>Total</b>	<b>50</b>	<b>185.00</b>	<b>3.70</b>
<b>Criterion V - Student Support and Progression</b>				
5.3	Student Participation and Activities	10	20.00	2.00
	<b>Total</b>	<b>10</b>	<b>20.00</b>	<b>2.00</b>
<b>Criterion VII – Institutional Values and Best Practices</b>				
7.1	Institutional Values and Social Responsibilities	14	44.00	3.14
7.2	Best Practices	30	60.00	2.00
7.3	Institutional Distinctiveness	20	40.00	2.00
	<b>Total</b>	<b>64</b>	<b>144.00</b>	<b>2.25</b>
	<b>Grand Total</b>	<b>124</b>	<b>349.00</b>	<b>2.81</b>





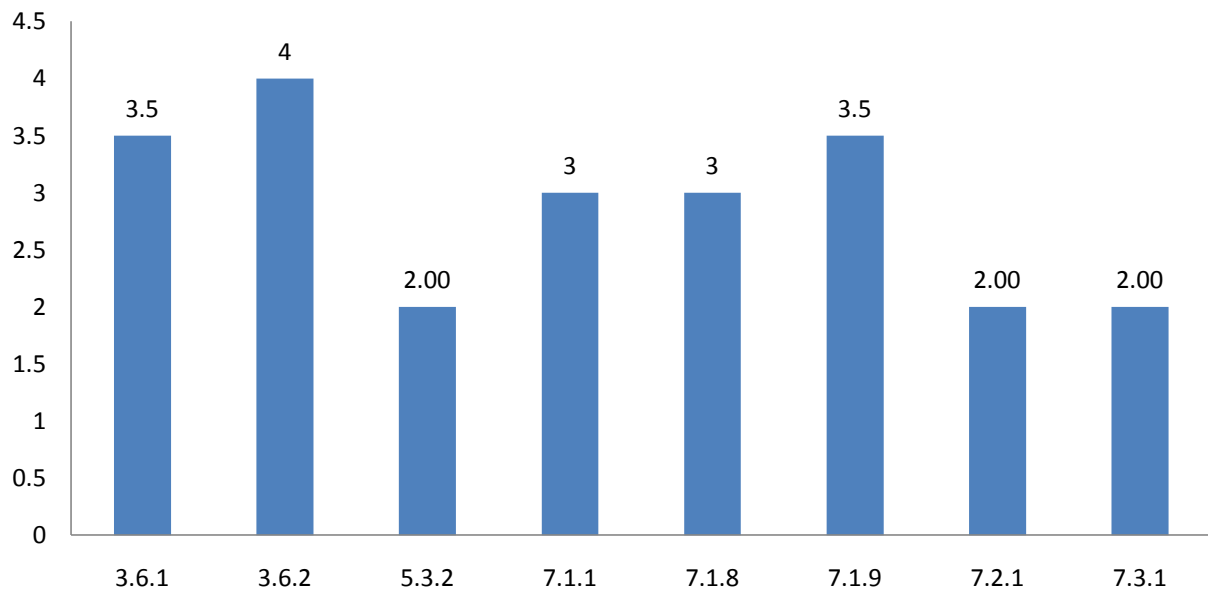
**Qualitative & Quantitative Metrics**

Metric	Parameter	QIM/ QnM	Weight age	Score	Wtd. Score
<b>Criterion III – Research, Innovations and Extension</b>					
<b>3.6</b>	<b>Extension Activities</b>				
3.6.1	What are the Extension activities in the neighborhood community in terms of impact and sensitizing students to social issues and holistic development and awards received during 2021-22?	QIM	30	3.5	105
3.6.2	Number of extension and outreach Programmes conducted by the institution through organized forums including NSS/NCC with involvement of community during 2021-22	QnM	20	4	80
<b>3.6</b>	<b>Extension Activities</b>		50	3.70	185
<b>Criterion III – Research, Innovations and Extension</b>			50	3.70	185
<b>Criterion V - Student Support and Progression</b>					
<b>5.3</b>	<b>Student Participation and Activities</b>				
5.3.2	Presence of an active Student Council & representation of students on academic & administrative bodies/committees	QIM	10	2.00	20
<b>5.3</b>	<b>Student Participation and Activities</b>		10	2.00	20
<b>Criterion V - Student Support and Progression</b>			10	2.00	20
<b>Criterion VII – Institutional Values and Best Practices</b>					
<b>7.1</b>	<b>Institutional Values and Social Responsibilities</b>				
7.1.1	Number of gender equity promotion Programmes organized by the department/club/cell/ unit during 2021-22	QIM	5	3	15
7.1.8	Institutional efforts/initiatives in providing an inclusive environment i.e., tolerance and harmony towards cultural, regional, linguistic, communal socioeconomic and other diversities	QIM	5	3	15



7.1.9	Sensitization of students and employees of the Institution to the constitutional obligations: values, rights, duties and responsibilities of citizens	QIM	4	3.5	14
<b>7.1</b>	<b>Institutional Values and Social Responsibilities</b>		14	3.14	44
<b>7.2</b>	<b>Best Practices</b>				
7.2.1	Describe any one best practice followed by the Department / Cell / Body / Committee / Club/Unit	QIM	30	2.00	60
<b>7.2</b>	<b>Best Practices</b>		30	2.00	60
<b>7.3</b>	<b>Institutional Distinctiveness</b>				
7.3.1	Describe/Explain the performance the Department in one area distinctive to its Vision, Priority & Thrust	QIM	20	2.00	40
<b>7.3</b>	<b>Institutional Distinctiveness</b>		20	2.00	40
<b>Criterion VII – Institutional Values and Best Practices</b>			64	2.25	144
	<b>Criteria-wise Assessment</b>		<b>Weight age (W)</b>	<b>Score</b>	<b>Wtd Grade Point (WGP)</b>
3	Research, Innovation & Extension		50.00	3.70	185.00
5	Student Support & Progression		10.00	2.00	20.00
7	Institutional values & Best Practices		64.00	2.25	144.00
	<b>Overall:-</b>		124.00	2.81	349.00

### Performance of metrics in Research, Innovation & Extension, Student Support & Progression, Institutional values & Best Practices



## Unit / Cell / Club: Scott Adventure Club

### Academic and Administrative Audit - 2021-2022

#### Strengths and Weaknesses

##### Strengths :

- Extension Activities
- Institutional Values and Social Responsibilities

##### Weaknesses :

- Student Participation and Activities
- Best Practices
- Institutional Distinctiveness





**Scott Christian College (Autonomous)**  
Nagercoil – 629 003, Tamil Nadu, India



**INTERNAL QUALITY ASSURANCE CELL**

# **ACADEMIC & ADMINISTRATIVE AUDIT 2021-2022**

## **ROTARACT CLUB**

**GRADE**

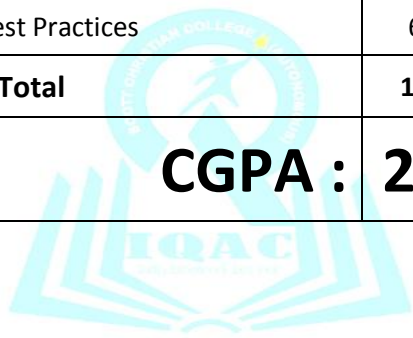
**B + +**

**Score : 2.90/4**

**Unit / Cell / Club: Rotaract Club**

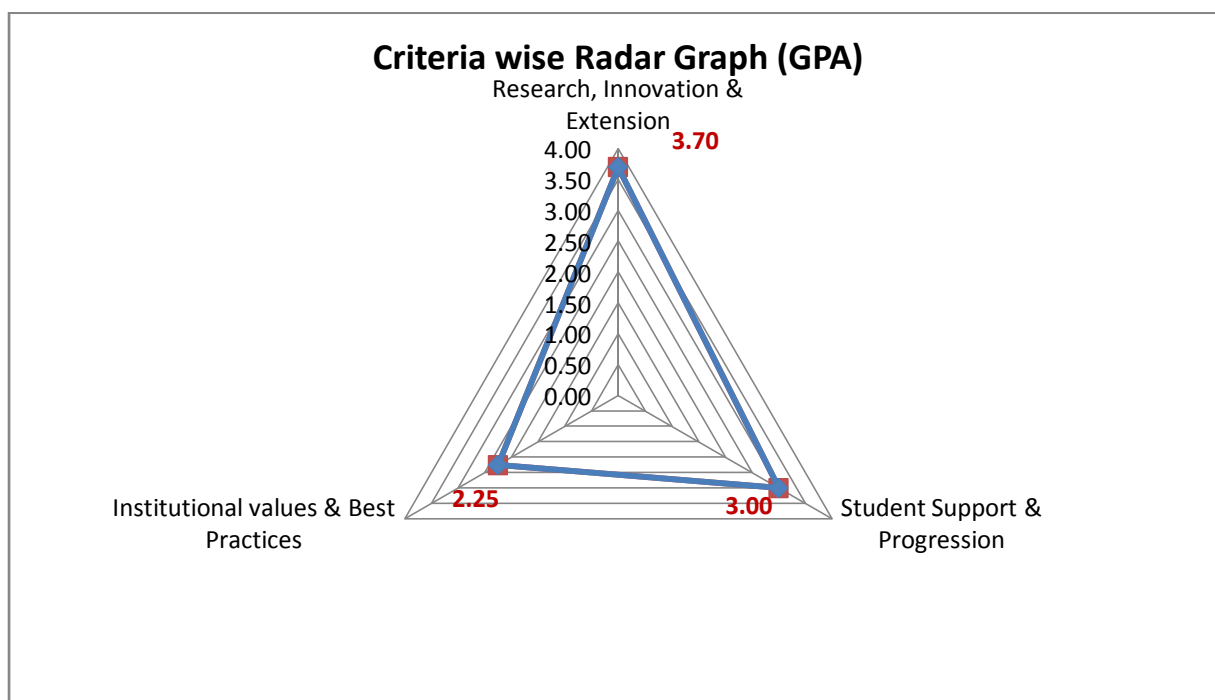
**Academic and Administrative Audit - 2021-2022**

No	Criteria	Weightage (W1)	Criterion-wise Weighted Grade Point (CrWGP1)	Grade Point Averages (CrWGP <sub>i</sub> /W <sub>i</sub> )
1	Curricular Aspects	-	-	-
2	Teaching, Learning & Evaluation	-	-	-
3	Research, Innovation & Extension	50.00	185.00	3.70
4	Infrastructure & Learning resources	-	-	-
5	Student Support & Progression	10.00	30.00	3.00
6	Governance, Leadership & Management	-	-	-
7	Institutional values & Best Practices	64.00	144.00	2.25
	<b>Total</b>	<b>124.00</b>	<b>359.00</b>	<b>2.90</b>
	<b>CGPA : 2.90</b>			



Dean IQAC

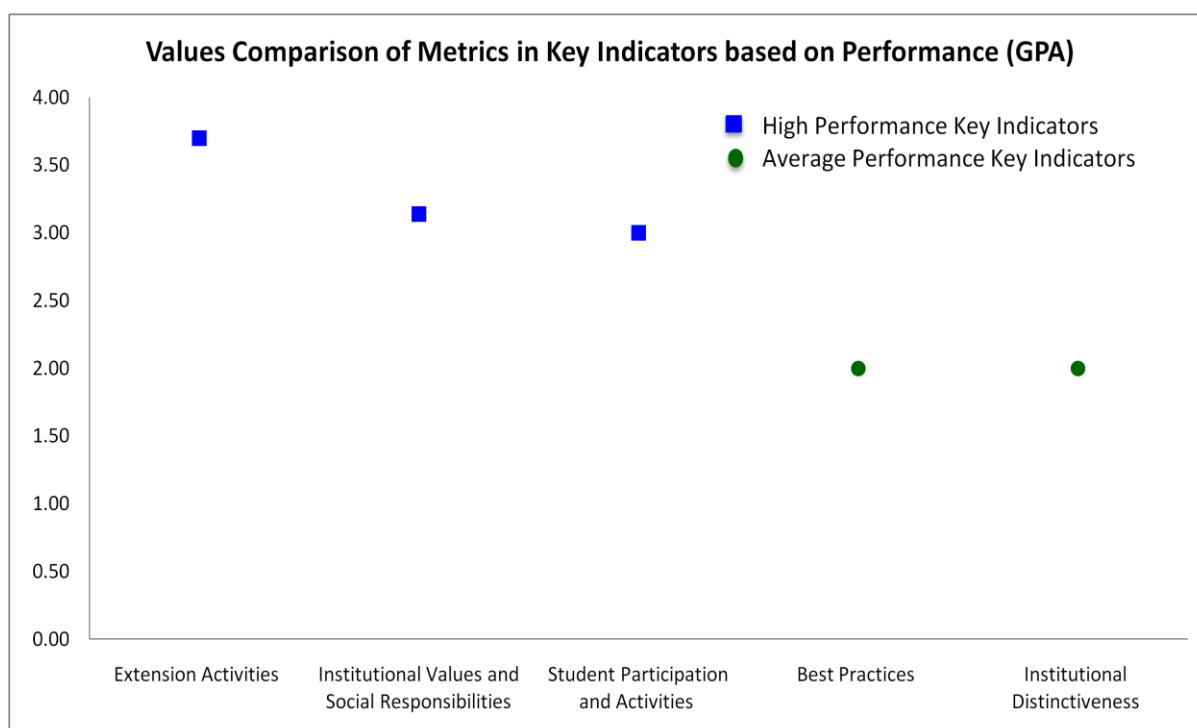
Principal



**Unit / Cell / Club: Rotaract Club**

**Academic and Administrative Audit - 2021-2022**

No	Criteria and Key Indicators	Key Indicator Weightage (W <sub>i</sub> )	Key Indicator Wise Weighted Grade Points (KIWGP) <sub>i</sub>	Grade Point Averages (CrWGPi/Wi)
<b>Criterion III – Research, Innovations and Extension</b>				
3.6	Extension Activities	50	185.00	3.70
	<b>Total</b>	<b>50</b>	<b>185.00</b>	<b>3.70</b>
<b>Criterion V - Student Support and Progression</b>				
5.3	Student Participation and Activities	10	30.00	3.00
	<b>Total</b>	<b>10</b>	<b>30.00</b>	<b>3.00</b>
<b>Criterion VII – Institutional Values and Best Practices</b>				
7.1	Institutional Values and Social Responsibilities	14	44.00	3.14
7.2	Best Practices	30	60.00	2.00
7.3	Institutional Distinctiveness	20	40.00	2.00
	<b>Total</b>	<b>64</b>	<b>144.00</b>	<b>2.25</b>
	<b>Grand Total</b>	<b>124</b>	<b>359.00</b>	<b>2.90</b>





Rotaract Club

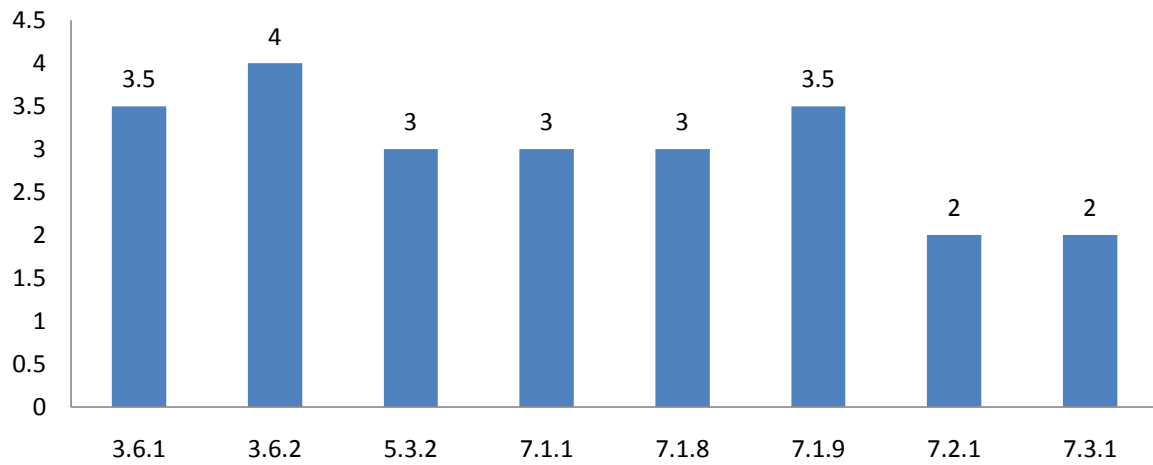
Qualitative & Quantitative Metrics

Metric	Parameter	QIM/ QnM	Weight age	Score	Wtd. Score
<b>Criterion III – Research, Innovations and Extension</b>					
<b>3.6</b>	<b>Extension Activities</b>				
3.6.1	What are the Extension activities in the neighborhood community in terms of impact and sensitizing students to social issues and holistic development and awards received during 2021-22?	QIM	30	3.5	105
3.6.2	Number of extension and outreach Programmes conducted by the institution through organized forums including NSS/NCC with involvement of community during 2021-22	QnM	20	4	80
<b>3.6</b>	<b>Extension Activities</b>		50	3.70	185
<b>Criterion III – Research, Innovations and Extension</b>					
<b>Criterion V - Student Support and Progression</b>					
<b>5.3</b>	<b>Student Participation and Activities</b>				
5.3.2	Presence of an active Student Council & representation of students on academic & administrative bodies/committees	QIM	10	3.00	30
<b>5.3</b>	<b>Student Participation and Activities</b>		10	3.00	30
<b>Criterion V - Student Support and Progression</b>					
<b>Criterion VII – Institutional Values and Best Practices</b>					
<b>7.1</b>	<b>Institutional Values and Social Responsibilities</b>				
7.1.1	Number of gender equity promotion Programmes organized by the department/club/cell/ unit during 2021-22	QIM	5	3	15

7.1.8	Institutional efforts/initiatives in providing an inclusive environment i.e., tolerance and harmony towards cultural, regional, linguistic, communal socioeconomic and other diversities	QIM	5	3	15
7.1.9	Sensitization of students and employees of the Institution to the constitutional obligations: values, rights, duties and responsibilities of citizens	QIM	4	3.5	14
<b>7.1</b>	<b>Institutional Values and Social Responsibilities</b>		14	3.14	44
<b>7.2</b>	<b>Best Practices</b>				
7.2.1	Describe any one best practice followed by the Department / Cell / Body / Committee / Club/Unit	QIM	30	2.00	60
<b>7.2</b>	<b>Best Practices</b>		30	2.00	60
<b>7.3</b>	<b>Institutional Distinctiveness</b>				
7.3.1	Describe/Explain the performance the Department in one area distinctive to its Vision, Priority & Thrust	QIM	20	2.00	40
<b>7.3</b>	<b>Institutional Distinctiveness</b>		20	2.00	40
<b>Criterion VII – Institutional Values and Best Practices</b>			64	2.25	144
	<b>Criteria-wise Assessment</b>		<b>Weight age (W)</b>	<b>Score</b>	<b>Wtd Grade Point (WGP)</b>
3	Research, Innovation & Extension		50.00	3.70	185.00
5	Student Support & Progression		10.00	3.00	30.00
7	Institutional values & Best Practices		64.00	2.25	144.00
	<b>Overall:-</b>		124.00	2.90	359.00



### Performance of metrics in Research, Innovation & Extension, Student Support & Progression, Institutional values & Best Practices



**Unit / Cell / Club: Rotaract Club**  
**Academic and Administrative Audit - 2021-2022**  
**Strengths and Weaknesses**

**Strengths :**

- Extension Activities
- Institutional Values and Social Responsibilities
- Student Participation and Activities

**Weaknesses :**

- Best Practices
- Institutional Distinctiveness





Scott Christian College (Autonomous)  
Nagercoil – 629 003, Tamil Nadu, India

**INTERNAL QUALITY ASSURANCE CELL**



# **ACADEMIC & ADMINISTRATIVE AUDIT 2021-2022**

## **ECO CLUB**

**GRADE**

**B + +**

**Score : 2.85/4**

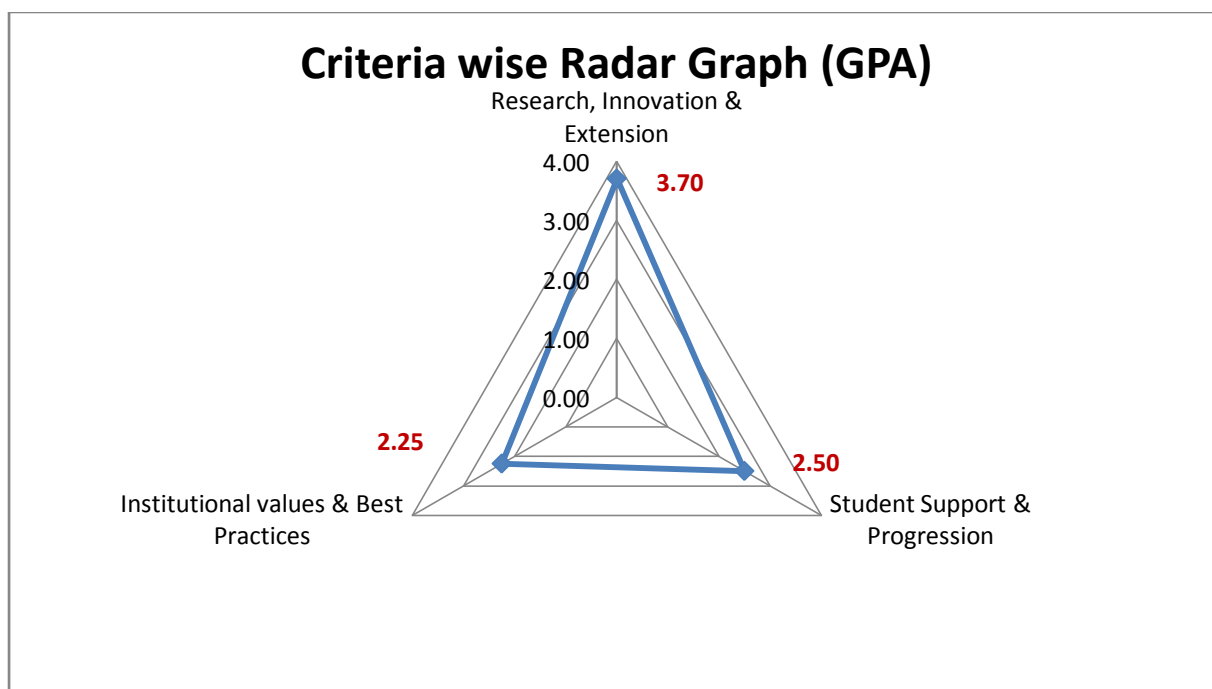
**Unit / Cell / Club: Eco Club**

**Academic and Administrative Audit - 2021-2022**

No	Criteria	Weightage (W1)	Criterion-wise Weighted Grade Point (CrWGP1)	Grade Point Averages (CrWGP <sub>i</sub> /W <sub>i</sub> )
1	Curricular Aspects	-	-	-
2	Teaching, Learning & Evaluation	-	-	-
3	Research, Innovation & Extension	50.00	185.00	3.70
4	Infrastructure & Learning resources	-	-	-
5	Student Support & Progression	10.00	25.00	2.50
6	Governance, Leadership & Management	-	-	-
7	Institutional values & Best Practices	64.00	144.00	2.25
	<b>Total</b>	<b>124.00</b>	<b>354.00</b>	<b>2.85</b>
	<b>CGPA : 2.85</b>			

Dean IQAC

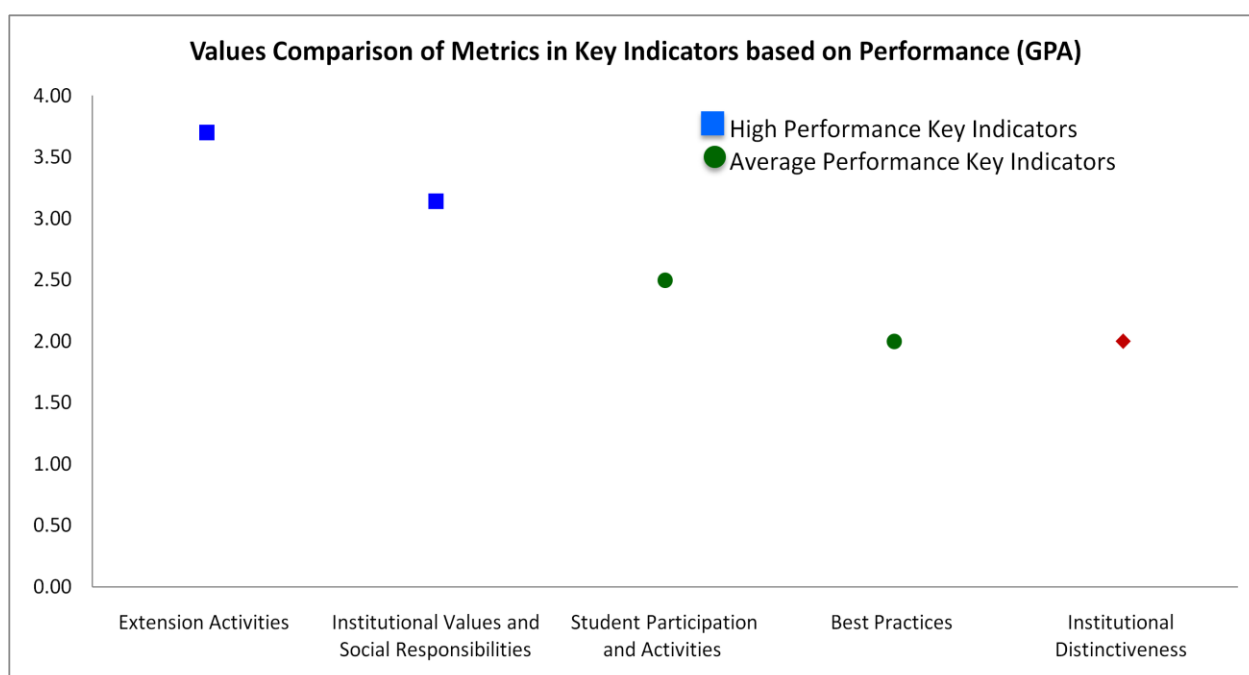
Principal



**Unit / Cell / Club: Eco Club**

**Academic and Administrative Audit - 2021-2022**

No	Criteria and Key Indicators	Key Indicator Weightage (W <sub>i</sub> )	Key Indicator Wise Weighted Grade Points (KIWGP) <sub>i</sub>	Grade Point Averages (CrWGPI/W <sub>i</sub> )
<b>Criterion III – Research, Innovations and Extension</b>				
3.6	Extension Activities	50	185.00	3.70
	<b>Total</b>	<b>50</b>	<b>185.00</b>	<b>3.70</b>
<b>Criterion V - Student Support and Progression</b>				
5.3	Student Participation and Activities	10	25.00	2.50
	<b>Total</b>	<b>10</b>	<b>25.00</b>	<b>2.50</b>
<b>Criterion VII – Institutional Values and Best Practices</b>				
7.1	Institutional Values and Social Responsibilities	14	44.00	3.14
7.2	Best Practices	30	60.00	2.00
7.3	Institutional Distinctiveness	20	40.00	2.00
	<b>Total</b>	<b>64</b>	<b>144.00</b>	<b>2.25</b>
	<b>Grand Total</b>	<b>124</b>	<b>354.00</b>	<b>2.85</b>





## Scott Christian College (Autonomous), Nagercoil



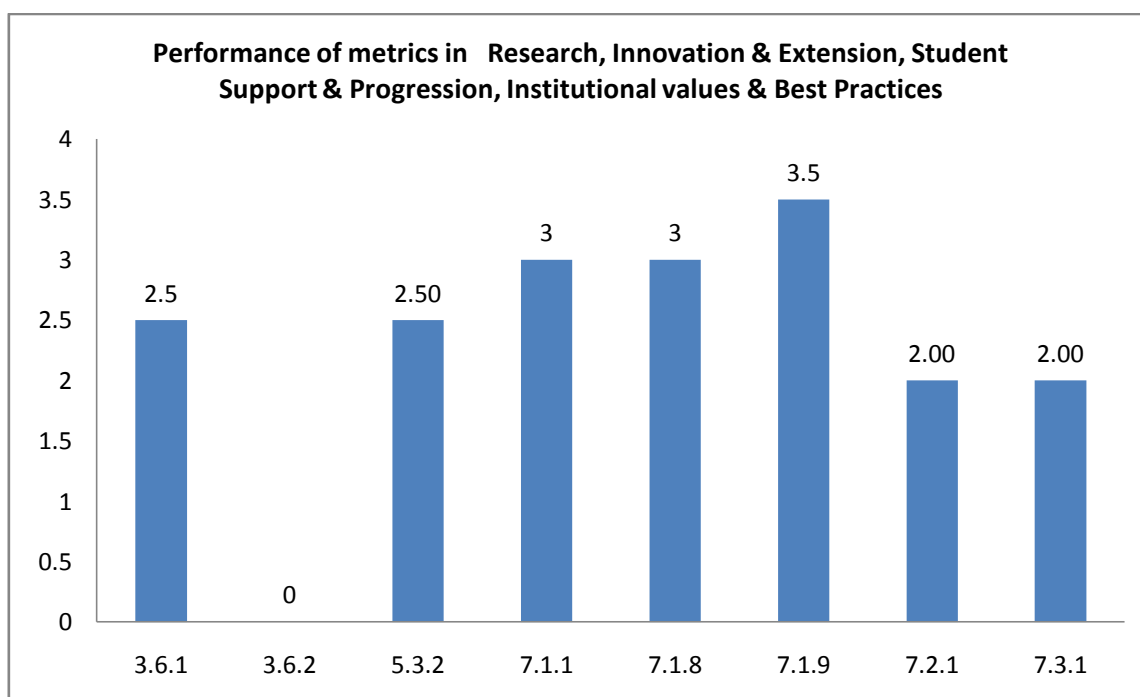
AAA 2021-2022 - Assessment Sheet

Eco Club

### Qualitative & Quantitative Metrics

Metric	Parameter	QIM/ QnM	Weight age	Score	Wtd. Score
	<b>Criterion III – Research, Innovations and Extension</b>				
<b>3.6</b>	<b>Extension Activities</b>				
3.6.1	What are the Extension activities in the neighborhood community in terms of impact and sensitizing students to social issues and holistic development and awards received during 2021-22?	QIM	30	3.5	105
3.6.2	Number of extension and outreach Programmes conducted by the institution through organized forums including NSS/NCC with involvement of community during 2021-22	QnM	20	4	80
<b>3.6</b>	<b>Extension Activities</b>		50	3.70	185
	<b>Criterion III – Research, Innovations and Extension</b>		50	3.70	185
	<b>Criterion V - Student Support and Progression</b>				
<b>5.3</b>	<b>Student Participation and Activities</b>				
5.3.2	Presence of an active Student Council & representation of students on academic & administrative bodies/committees	QIM	10	2.50	25
<b>5.3</b>	<b>Student Participation and Activities</b>		10	2.50	25
	<b>Criterion V - Student Support and Progression</b>		10	2.50	25
	<b>Criterion VII – Institutional Values and Best Practices</b>				
<b>7.1</b>	<b>Institutional Values and Social Responsibilities</b>				
7.1.1	Number of gender equity promotion Programmes organized by the department/club/cell/ unit during 2021-22	QIM	5	3	15
7.1.8	Institutional efforts/initiatives in providing an inclusive environment i.e., tolerance and harmony towards cultural, regional, linguistic, communal socioeconomic and other diversities	QIM	5	3	15

7.1.9	Sensitization of students and employees of the Institution to the constitutional obligations: values, rights, duties and responsibilities of citizens	QIM	4	3.5	14
<b>7.1</b>	<b>Institutional Values and Social Responsibilities</b>		14	3.14	44
<b>7.2</b>	<b>Best Practices</b>				
7.2.1	Describe any one best practice followed by the Department / Cell / Body / Committee / Club/Unit	QIM	30	2.00	60
<b>7.2</b>	<b>Best Practices</b>		30	2.00	60
<b>7.3</b>	<b>Institutional Distinctiveness</b>				
7.3.1	Describe/Explain the performance the Department in one area distinctive to its Vision, Priority & Thrust	QIM	20	2.00	40
<b>7.3</b>	<b>Institutional Distinctiveness</b>		20	2.00	40
<b>Criterion VII – Institutional Values and Best Practices</b>			64	2.25	144
	<b>Criteria-wise Assessment</b>		<b>Weight age (W)</b>	<b>Score</b>	<b>Wtd Grade Point (WGP)</b>
3	Research, Innovation & Extension		50.00	3.70	185.00
5	Student Support & Progression		10.00	2.50	25.00
7	Institutional values & Best Practices		64.00	2.25	144.00
	<b>Overall:-</b>		124.00	2.85	354.00



**Unit / Cell / Club: Eco Club**

**Academic and Administrative Audit - 2021-2022**

**Strengths and Weaknesses**

**Strengths :**

- Extension Activities
- Institutional Values and Social Responsibilities

**Weaknesses :**

- Student Participation and Activities
- Best Practices
- Institutional Distinctiveness







**Scott Christian College (Autonomous)**  
Nagercoil – 629 003, Tamil Nadu, India



**INTERNAL QUALITY ASSURANCE CELL**

# **ACADEMIC & ADMINISTRATIVE AUDIT 2021-2022**

## **ICTC**

**GRADE**

**B**

**Score : 2.39/4**

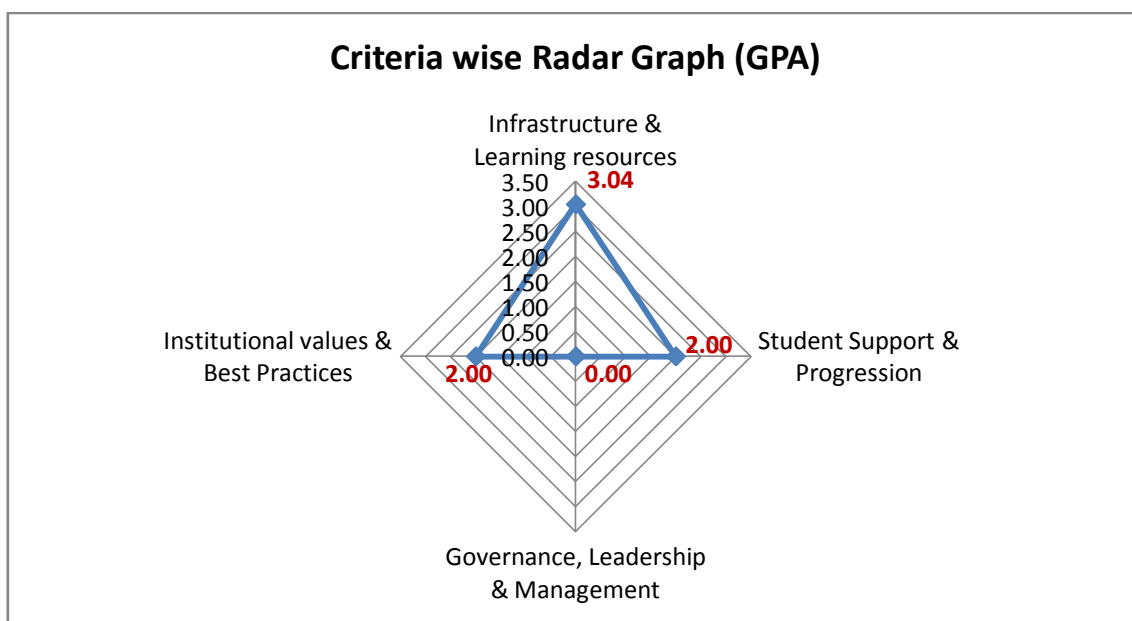
**Unit / Cell / Club: ICTC**

**Academic and Administrative Audit - 2021-2022**

No	Criteria	Weightage (W1)	Criterion-wise Weighted Grade Point (CrWGP1)	Grade Point Averages (CrWGP <sub>i</sub> /W <sub>i</sub> )
1	Curricular Aspects	-	-	-
2	Teaching, Learning & Evaluation	-	-	-
3	Research, Innovation & Extension	-	-	-
4	Infrastructure & Learning resources	50.00	152.00	3.04
5	Student Support & Progression	10.00	20.00	2.00
6	Governance, Leadership & Management	4.00	0.00	0.00
7	Institutional values & Best Practices	50.00	100.00	2.00
	<b>Total</b>	<b>114.00</b>	<b>272.00</b>	<b>2.39</b>
<b>CGPA : 2.39</b>				

Dean IQAC

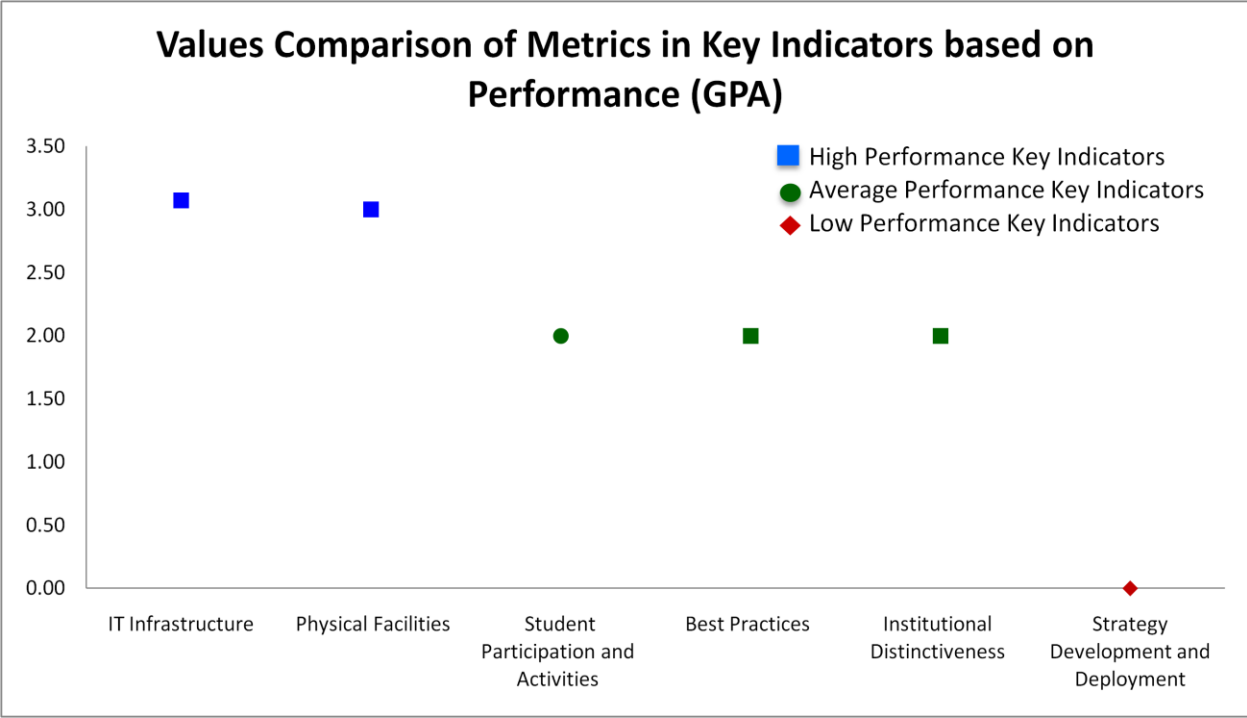
Principal



**Unit / Cell / Club: ICTC**

**Academic and Administrative Audit - 2021-2022**

No	Criteria and Key Indicators	Key Indicator Weightage (W <sub>i</sub> )	Key Indicator Wise Weighted Grade Points (KIWGP) <sub>i</sub>	Grade Point Averages (CrWGPI/W <sub>i</sub> )
<b>Criterion IV – Infrastructure and Learning Resources</b>				
4.1	Physical Facilities	20	60.00	3.00
4.3	IT Infrastructure	30	92.00	3.07
	<b>Total</b>	<b>50</b>	<b>152.00</b>	<b>3.04</b>
<b>Criterion V - Student Support and Progression</b>				
5.3	Student Participation and Activities	10	20.00	2.00
	<b>Total</b>	<b>10</b>	<b>20.00</b>	<b>2.00</b>
<b>Criterion VI – Governance, Leadership and Management</b>				
6.2	Strategy Development and Deployment	4	0.00	0.00
	<b>Total</b>	<b>4</b>	<b>0.00</b>	<b>0.00</b>
<b>Criterion VII – Institutional Values and Best Practices</b>				
7.2	Best Practices	30	60.00	2.00
7.3	Institutional Distinctiveness	20	40.00	2.00
	<b>Total</b>	<b>50</b>	<b>100.00</b>	<b>2.00</b>
	<b>Grand Total</b>	<b>114</b>	<b>272</b>	<b>2.39</b>





## Scott Christian College (Autonomous), Nagercoil



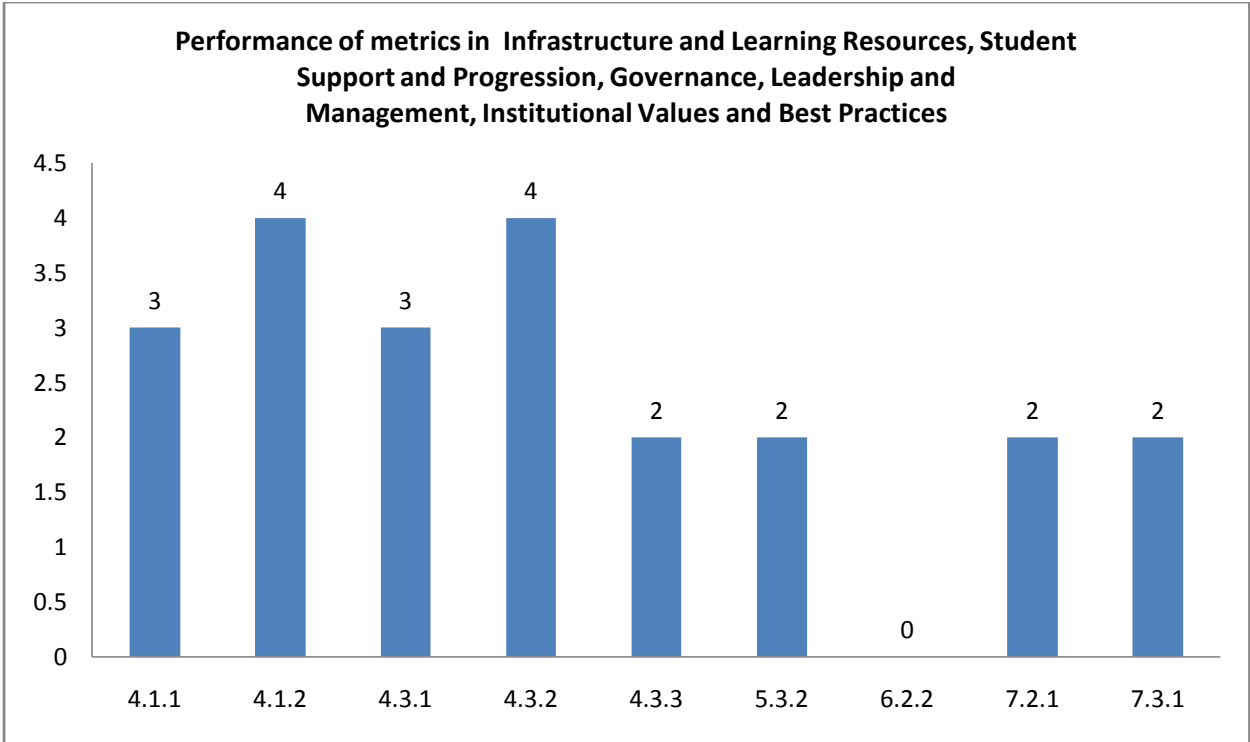
AAA 2021-22 - Assessment Sheet

ICTC

### Qualitative & Quantitative Metrics

Metric	Parameter	QIM/ QnM	Weight age	Score	Wtd. Score
	<b>Criterion IV – Infrastructure and Learning Resources</b>				
<b>4.1</b>	<b>Physical Facilities</b>				
4.1.1	The institution has adequate facilities for a. teaching – learning, viz., classrooms, laboratories, computing equipment etc b. ICT – enabled facilities such as smart class, LMS etc. c. Facilities for Cultural and sports activities, yoga centre, games (indoor and outdoor), Gymnasium, auditorium etc.	QIM	20	3	60
4.1.2	Expenditure for infrastructure development and augmentation, excluding salary during 2021-22	QnM	10	4	40
<b>4.1</b>	<b>Physical Facilities</b>		20	3	60
<b>4.3</b>	<b>IT Infrastructure</b>				
4.3.1	Institution frequently updates its IT facilities and provides sufficient bandwidth for internet connection	QIM	12	3	36
4.3.2	Number of computers available for students' usage during the latest completed academic year	QnM	10	4	40
4.3.3	Institution has dedicated audio visual centre, mixing equipment, editing facility, media studio, lecture capturing system(LCS) and related hardware and software for e-content development	QIM	8	2	16
<b>4.3</b>	<b>IT Infrastructure</b>		30	3.07	92
	<b>Criterion IV – Infrastructure and Learning Resources</b>		50	3.04	152

	<b>Criterion V - Student Support and Progression</b>				
<b>5.3</b>	<b>Student Participation and Activities</b>				
5.3.2	Presence of an active Student Council & representation of students on academic & administrative bodies/committees	QIM	10	2	<b>20</b>
<b>5.3</b>	<b>Student Participation and Activities</b>		10	2	20
<b>Criterion V - Student Support and Progression</b>			10	2	20
	<b>Criterion VI – Governance, Leadership and Management</b>				
<b>6.2</b>	<b>Strategy Development and Deployment</b>				
6.2.2	e-governance is implemented covering the following areas of operations: 1. Administration including complaint management 2. Finance and Accounts 3. Student Admission and Support 4. Examinations	QnM	4	0	0
<b>6.2</b>	<b>Strategy Development and Deployment</b>		4	0	0
<b>Criterion VI – Governance, Leadership and Management</b>			4	0	0
	<b>Criterion VII – Institutional Values and Best Practices</b>				
<b>7.2</b>	<b>Best Practices</b>				
7.2.1	Describe any one best practice followed by the Department / Cell / Body / Committee / Club/Unit	QIM	30	2	60
<b>7.2</b>	<b>Best Practices</b>		30	2	60
<b>7.3</b>	<b>Institutional Distinctiveness</b>				
7.3.1	Describe/Explain the performance the Department in one area distinctive to its Vision, Priority & Thrust	QIM	20	2	40
<b>7.3</b>	<b>Institutional Distinctiveness</b>		20	2	40
<b>Criterion VII – Institutional Values and Best Practices</b>			50	2	100
	<b>Criteria-wise Assessment</b>		<b>Weight age (W)</b>	<b>Score</b>	<b>Wtd Grade Point (WGP)</b>
4	Infrastructure & Learning resources		50.00	3.04	152.00
5	Student Support & Progression		10.00	2.00	20.00
6	Governance, Leadership & Management		4.00	0.00	0.00
7	Institutional values & Best Practices		50.00	2.00	100.00
	<b>Overall:-</b>		114.00	2.39	272.00



**Unit / Cell / Club: ICTC**

**Academic and Administrative Audit - 2021-2022**

**Strengths and Weaknesses**

**Strengths :**

- IT Infrastructure
- Physical Facilities

**Weaknesses :**

- Student Participation and Activities
- Best Practices
- Institutional Distinctiveness
- Strategy Development and Deployment







**Scott Christian College (Autonomous)**  
Nagercoil – 629 003, Tamil Nadu, India

**INTERNAL QUALITY ASSURANCE CELL**



# **ACADEMIC & ADMINISTRATIVE AUDIT 2021-2022**

## **SCOTT RESEARCH FORUM**



**GRADE**



**B**



**Score : 2.35/4**

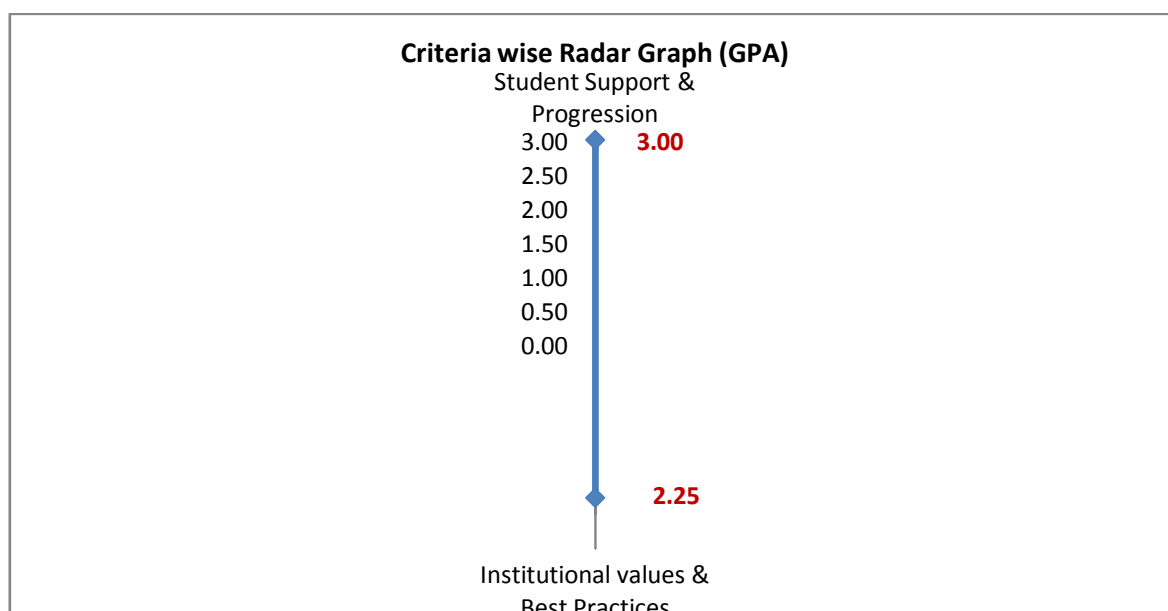
**Unit / Cell / Club: Scott Research Forum**

**Academic and Administrative Audit - 2021-2022**

No	Criteria	Weightage (W1)	Criterion-wise Weighted Grade Point (CrWGP1)	Grade Point Averages (CrWGP <sub>i</sub> /W <sub>i</sub> )
1	Curricular Aspects	-	-	-
2	Teaching, Learning & Evaluation	-	-	-
3	Research, Innovation & Extension	-	-	-
4	Infrastructure & Learning resources	-	-	-
5	Student Support & Progression	10.00	30.00	3.00
6	Governance, Leadership & Management	-	-	-
7	Institutional values & Best Practices	64.00	144.00	2.25
	<b>Total</b>	<b>74.00</b>	<b>174.00</b>	<b>2.35</b>
	<b>CGPA : 2.35</b>			

Dean IQAC

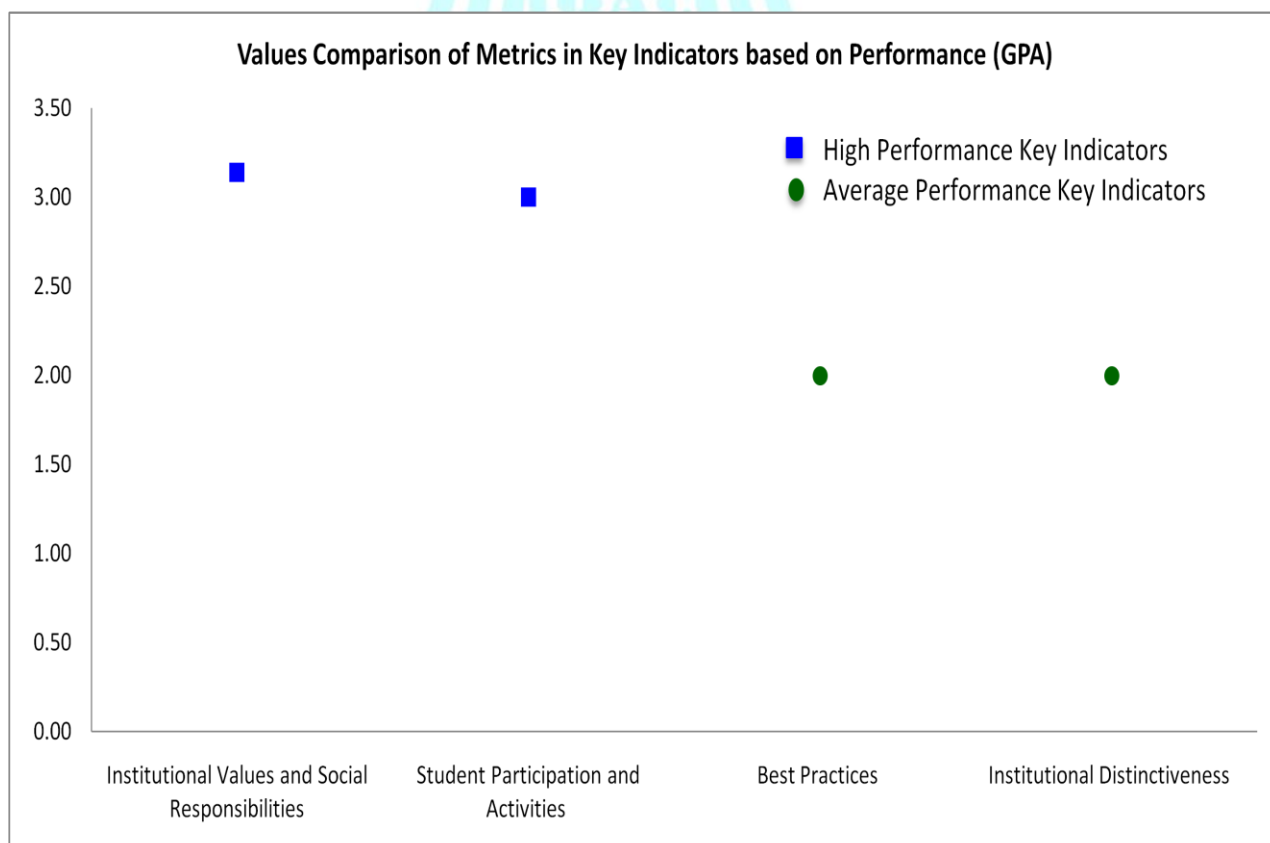
Principal



**Unit / Cell / Club: Scott Research Forum**

**Academic and Administrative Audit - 2021-2022**

No	Criteria and Key Indicators	Key Indicator Weightage (W <sub>i</sub> )	Key Indicator Wise Weighted Grade Points (KIWGP) <sub>i</sub>	Grade Point Averages (CrWGPI/W <sub>i</sub> )
<b>Criterion V - Student Support and Progression</b>				
5.3	Student Participation and Activities	10	30.00	3.00
	<b>Total</b>	<b>10</b>	<b>30.00</b>	<b>3.00</b>
<b>Criterion VII – Institutional Values and Best Practices</b>				
7.1	Institutional Values and Social Responsibilities	14	44.00	3.14
7.2	Best Practices	30	60.00	2.00
7.3	Institutional Distinctiveness	20	40.00	2.00
	<b>Total</b>	<b>64</b>	<b>144.00</b>	<b>2.25</b>
	<b>Grand Total</b>	<b>74</b>	<b>174.00</b>	<b>2.35</b>





## Scott Christian College (Autonomous), Nagercoil



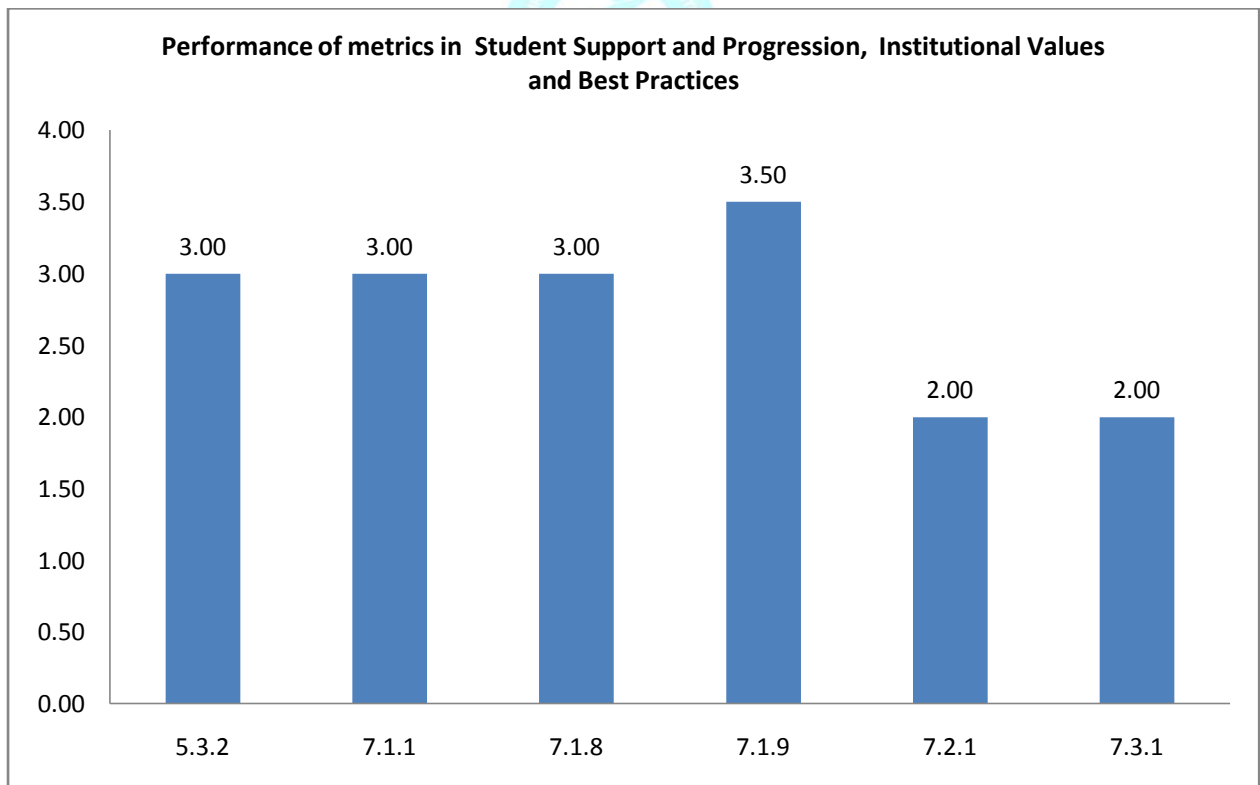
AAA 2021-2022 - Assessment Sheet

Scott Research Forum

### Qualitative & Quantitative Metrics

Metric	Parameter	QIM/ QnM	Weight age	Score	Wtd. Score
	<b>Criterion V - Student Support and Progression</b>				
<b>5.3</b>	<b>Student Participation and Activities</b>				
5.3.2	Presence of an active Student Council & representation of students on academic & administrative bodies/committees	QIM	10	3.00	<b>30</b>
<b>5.3</b>	<b>Student Participation and Activities</b>		10	3.00	30
	<b>Criterion V - Student Support and Progression</b>		10	3.00	30
	<b>Criterion VII – Institutional Values and Best Practices</b>				
<b>7.1</b>	<b>Institutional Values and Social Responsibilities</b>				
7.1.1	Number of gender equity promotion Programmes organized by the department/club/cell/ unit during 2021-22	QIM	5	3.00	<b>15</b>
7.1.8	Institutional efforts/initiatives in providing an inclusive environment i.e., tolerance and harmony towards cultural, regional, linguistic, communal socioeconomic and other diversities	QIM	5	3.00	<b>15</b>
7.1.9	Sensitization of students and employees of the Institution to the constitutional obligations: values, rights, duties and responsibilities of citizens	QIM	4	3.50	<b>14</b>
<b>7.1</b>	<b>Institutional Values and Social Responsibilities</b>		14	3.14	44
<b>7.2</b>	<b>Best Practices</b>				
7.2.1	Describe any one best practice followed by the Department / Cell / Body / Committee / Club/Unit	QIM	30	2.00	60
<b>7.2</b>	<b>Best Practices</b>		30	2.00	60

<b>7.3</b>	<b>Institutional Distinctiveness</b>				
7.3.1	Describe/Explain the performance the Department in one area distinctive to its Vision, Priority & Thrust	QIM	20	2.00	40
<b>7.3</b>	<b>Institutional Distinctiveness</b>		20	2.00	40
<b>Criterion VII – Institutional Values and Best Practices</b>			64	2.25	144
	<b>Criteria-wise Assessment</b>		<b>Weight age (W)</b>	<b>Score</b>	<b>Wtd Grade Point (WGP)</b>
5	Student Support & Progression		10.00	3.00	30.00
7	Institutional values & Best Practices		64.00	2.25	144.00
	<b>Overall:-</b>		74.00	2.35	174.00



**Unit / Cell / Club: Scott Research Forum**

**Academic and Administrative Audit - 2021-2022**

**Strengths and Weaknesses**

**Strengths :**

- Institutional Values and Social Responsibilities
- Student Participation and Activities

**Weaknesses :**

- Best Practices
- Institutional Distinctiveness





**Scott Christian College (Autonomous)**  
Nagercoil – 629 003, Tamil Nadu, India



**INTERNAL QUALITY ASSURANCE CELL**

# **ACADEMIC & ADMINISTRATIVE AUDIT 2021-2022**

## **INNOVATION**

**GRADE**

**B**

**Score : 2.48/4**

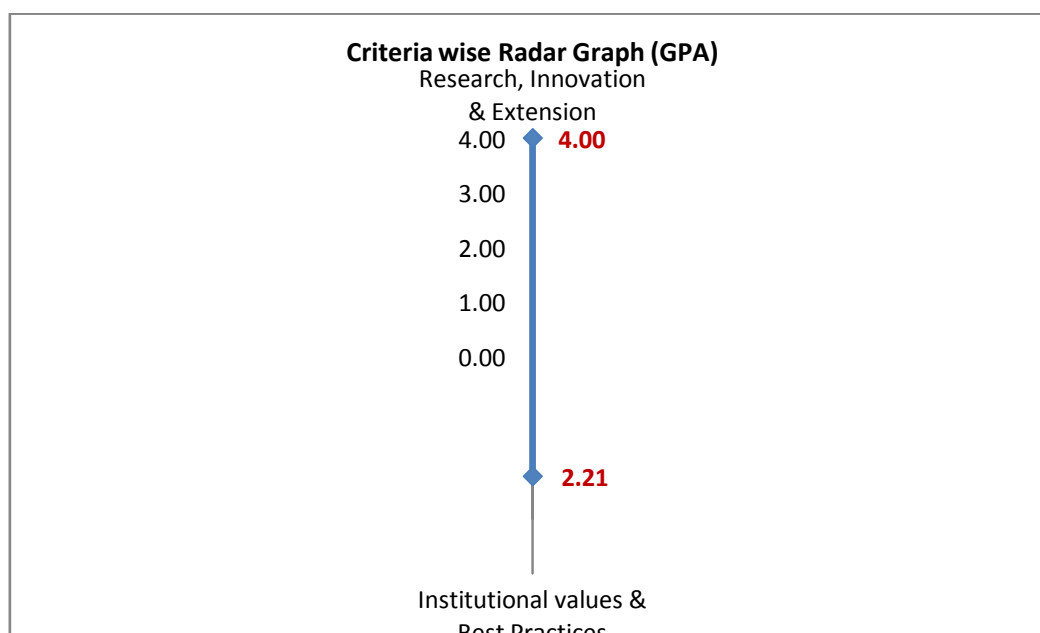
**Unit / Cell / Club: Innovation Council**

**Academic and Administrative Audit - 2021-2022**

No	Criteria	Weightage (W1)	Criterion-wise Weighted Grade Point (CrWGP1)	Grade Point Averages (CrWGP <sub>i</sub> /W <sub>i</sub> )
1	Curricular Aspects	-	-	-
2	Teaching, Learning & Evaluation	-	-	-
3	Research, Innovation & Extension	10.00	40.00	4.00
4	Infrastructure & Learning resources	-	-	-
5	Student Support & Progression	-	-	-
6	Governance, Leadership & Management	-	-	-
7	Institutional values & Best Practices	56.00	124.00	2.21
	<b>Total</b>	<b>66.00</b>	<b>164.00</b>	<b>2.48</b>
	<b>CGPA : 2.48</b>			

Dean IQAC

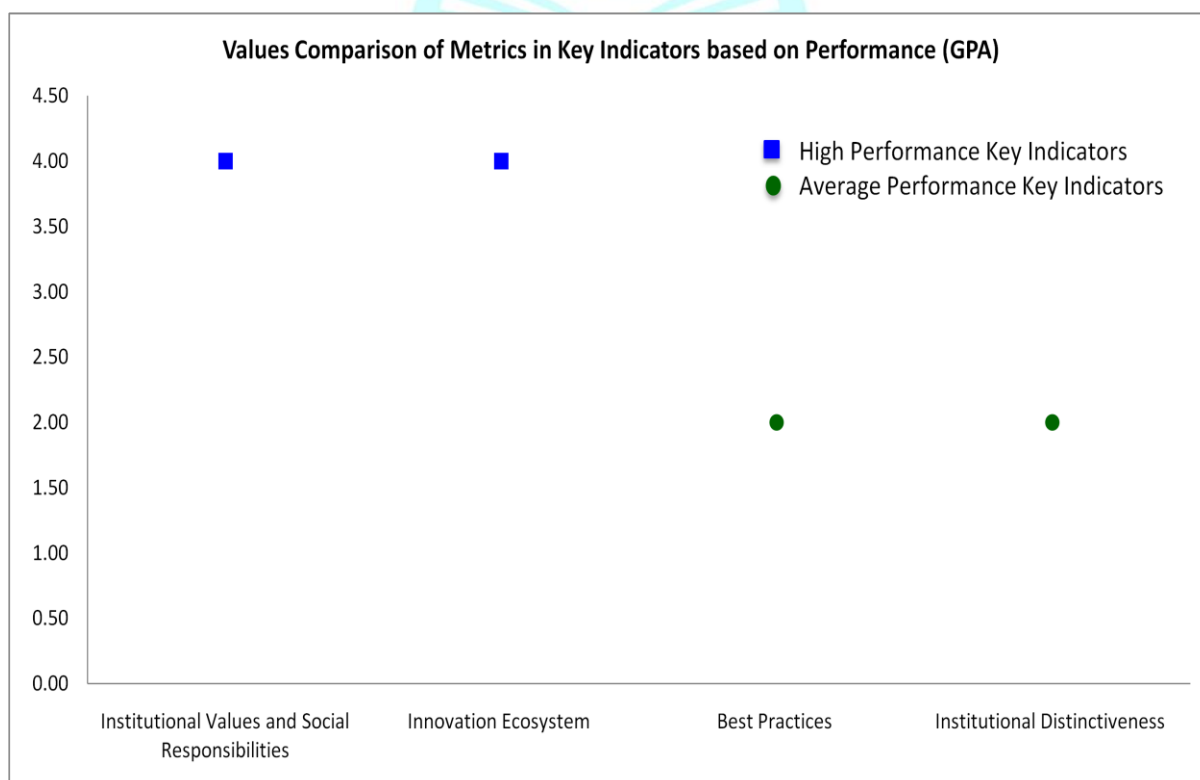
Principal





**Unit / Cell / Club: Innovation Council**  
**Academic and Administrative Audit - 2021-2022**

No	Criteria and Key Indicators	Key Indicator Weightage (W <sub>i</sub> )	Key Indicator Wise Weighted Grade Points (KIWGP) <sub>i</sub>	Grade Point Averages (CrWGPI/W <sub>i</sub> )
<b>Criterion III – Research, Innovations and Extension</b>				
3.3	Innovation Ecosystem	10	40.00	4.00
	<b>Total</b>	<b>10</b>	<b>30.00</b>	<b>3.00</b>
<b>Criterion VII – Institutional Values and Best Practices</b>				
7.1	Institutional Values and Social Responsibilities	6	24.00	4.00
7.2	Best Practices	30	60.00	2.00
7.3	Institutional Distinctiveness	20	40.00	2.00
	<b>Total</b>	<b>56</b>	<b>124.00</b>	<b>2.21</b>
	<b>Grand Total</b>	<b>66</b>	<b>164.00</b>	<b>2.48</b>





## Scott Christian College (Autonomous), Nagercoil



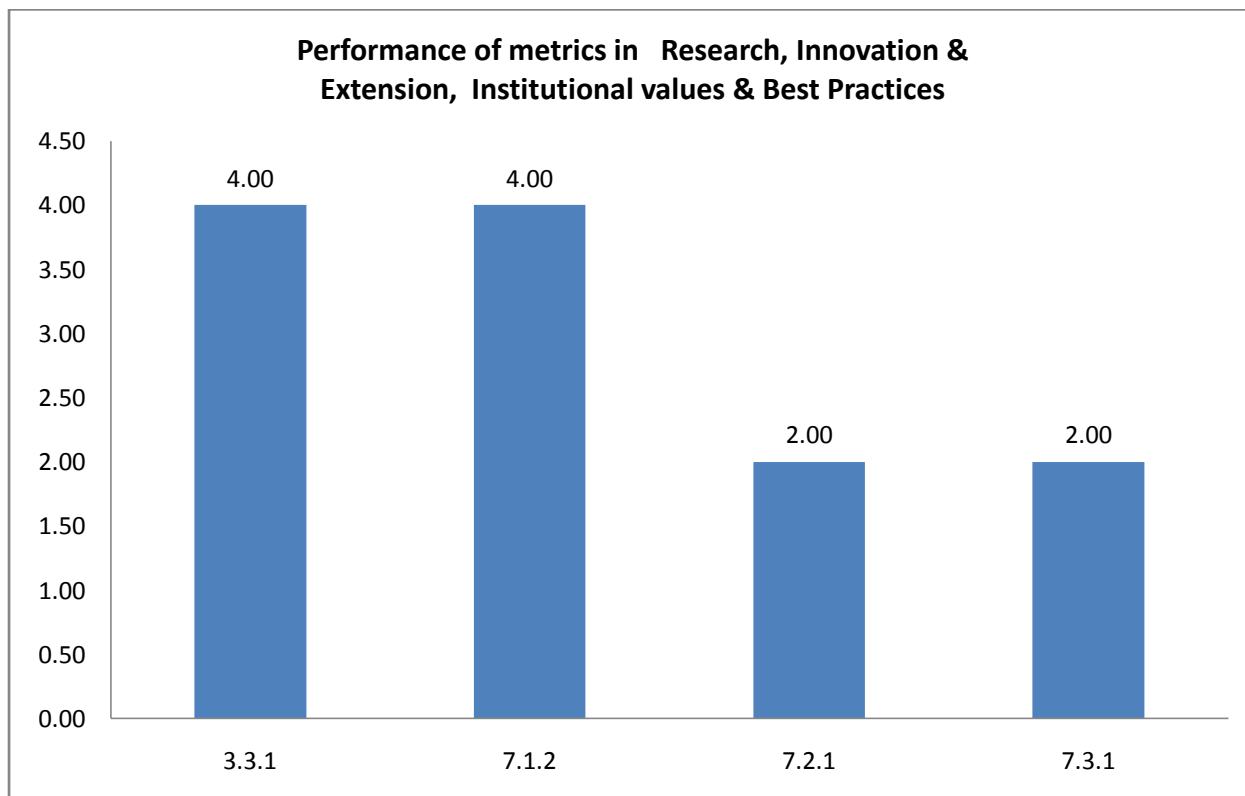
AAA 2021-2022 - Assessment Sheet

Innovation Council

### Qualitative & Quantitative Metrics

Metric	Parameter	QIM/ QnM	Weight age	Score	Wtd. Score
<b>Criterion III – Research, Innovations and Extension</b>					
<b>3.3</b>	<b>Innovation Ecosystem</b>				
3.3.1	What are the innovation done by the Department / Club including Indian Knowledge System (IKS), including awareness about IPR, establishment of IPR cell, Incubation centre and other initiatives for the creation and transfer of knowledge/technology and the outcomes of the same are evident	QIM	10	4.00	40
<b>3.3</b>	<b>Innovation Ecosystem</b>		10	4.00	40
<b>Criterion III – Research, Innovations and Extension</b>			10	4.00	40
<b>Criterion VII – Institutional Values and Best Practices</b>					
<b>7.1</b>	<b>Institutional Values and Social Responsibilities</b>				
7.1.2	The Institution has facilities for alternate sources of energy and energy conservation measures 1. Solar energy 2. Biogas plant 3. Wheeling to the Grid 4. Sensor-based energy conservation 5. Use of LED bulbs/ power efficient equipment 6. Wind mill or any other clean green energy	QnM	6	4.00	24
<b>7.1</b>	<b>Institutional Values and Social Responsibilities</b>		6	4.00	24
<b>7.2</b>	<b>Best Practices</b>				
7.2.1	Describe any one best practice followed by the Department / Cell / Body / Committee / Club/Unit	QIM	30	2.00	60
<b>7.2</b>	<b>Best Practices</b>		30	2.00	60
<b>7.3</b>	<b>Institutional Distinctiveness</b>				
7.3.1	Describe/Explain the performance the Department in one area distinctive to its Vision, Priority & Thrust	QIM	20	2.00	40
<b>7.3</b>	<b>Institutional Distinctiveness</b>		20	2.00	40
<b>Criterion VII – Institutional Values and Best Practices</b>			56	2.21	124

	<b>Criteria-wise Assessment</b>		<b>Weight age (W)</b>	<b>Score</b>	<b>Wtd Grade Point (WGP)</b>
3	Research, Innovation & Extension		10.00	4.00	40.00
7	Institutional values & Best Practices		56.00	2.21	124.00
	<b>Overall:-</b>		<b>66.00</b>	<b>2.48</b>	<b>164.00</b>



**Unit / Cell / Club: Innovation Council**

**Academic and Administrative Audit - 2021-2022**

**Strengths and Weaknesses**

**Strengths :**

- Institutional Values and Social Responsibilities
- Innovation Ecosystem

**Weaknesses :**

- Best Practices
- Institutional Distinctiveness






**Scott Christian College (Autonomous)**  
Nagercoil – 629 003, Tamil Nadu, India



**INTERNAL QUALITY ASSURANCE CELL**

# **ACADEMIC & ADMINISTRATIVE AUDIT 2021-2022**

## **HRDC**



**Score : 2.71/4**

Unit / Cell / Club: HRDC

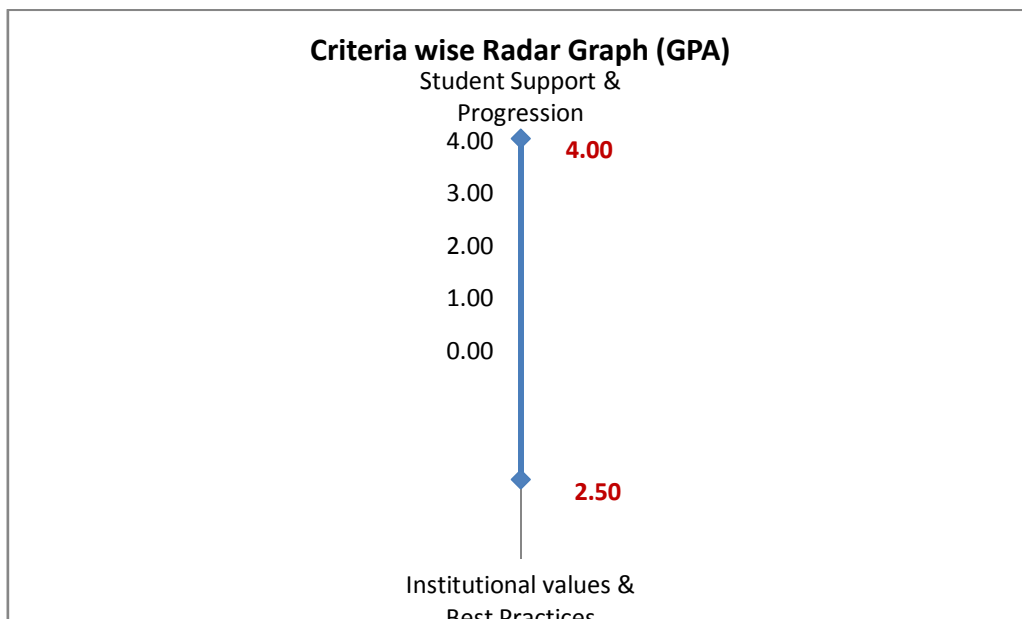
Academic and Administrative Audit - 2021-2022

No	Criteria	Weightage (W1)	Criterion-wise Weighted Grade Point (CrWGP1)	Grade Point Averages (CrWGP <sub>i</sub> /W <sub>i</sub> )
1	Curricular Aspects	-	-	-
2	Teaching, Learning & Evaluation	-	-	-
3	Research, Innovation & Extension	-	-	-
4	Infrastructure & Learning resources	-	-	-
5	Student Support & Progression	8.00	32.00	4.00
6	Governance, Leadership & Management	-	-	-
7	Institutional values & Best Practices	50.00	125.00	2.50
	<b>Total</b>	<b>58.00</b>	<b>157.00</b>	<b>2.71</b>

**CGPA : 2.71**

Dean IQAC

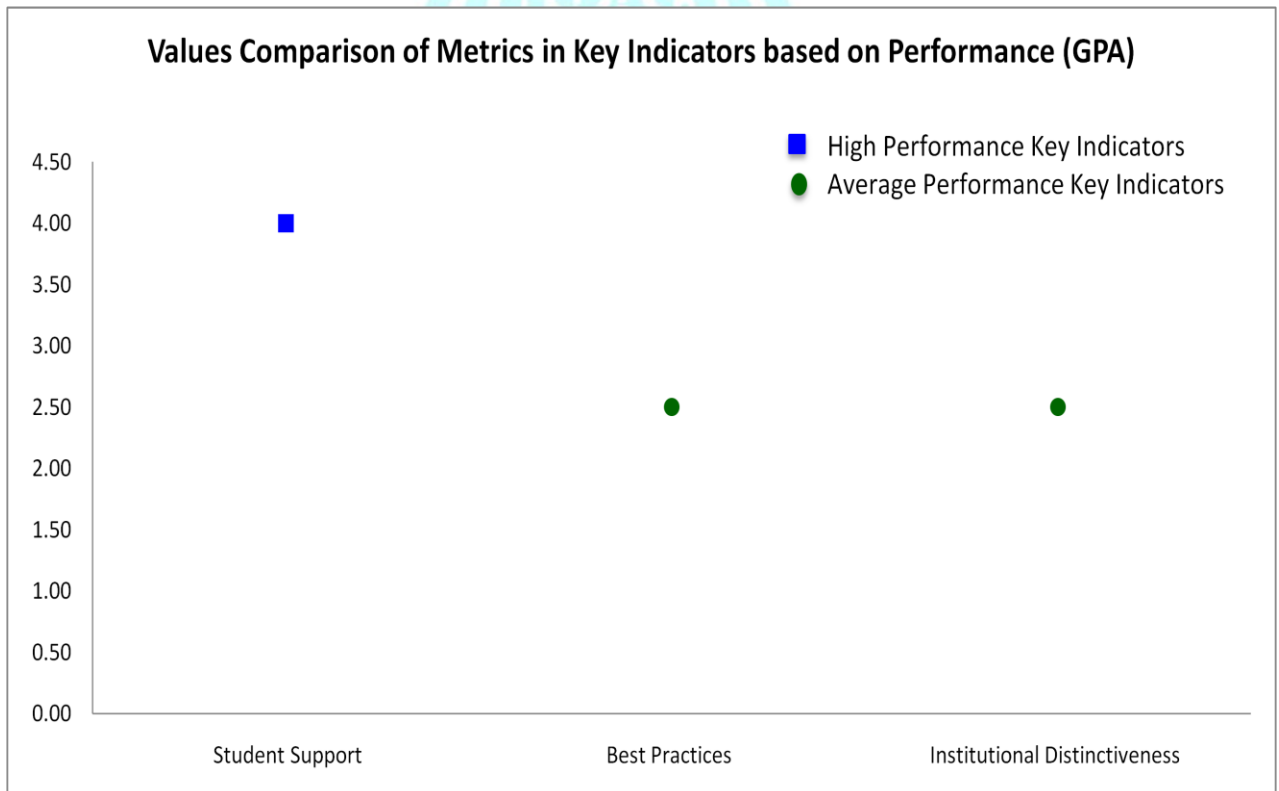
Principal



**Unit / Cell / Club: HRDC**

**Academic and Administrative Audit - 2021-2022**

No	Criteria and Key Indicators	Key Indicator Weightage (W <sub>i</sub> )	Key Indicator Wise Weighted Grade Points (KIWGP) <sub>i</sub>	Grade Point Averages (CrWGPi/Wi)
<b>Criterion V - Student Support and Progression</b>				
5.1	Student Support	8	32.00	4.00
	<b>Total</b>	<b>8</b>	<b>32.00</b>	<b>4.00</b>
<b>Criterion VII – Institutional Values and Best Practices</b>				
7.2	Best Practices	30	75.00	2.50
7.3	Institutional Distinctiveness	20	50.00	2.50
	<b>Total</b>	<b>50</b>	<b>125.00</b>	<b>2.50</b>
	<b>Grand Total</b>	<b>58</b>	<b>157</b>	<b>2.71</b>



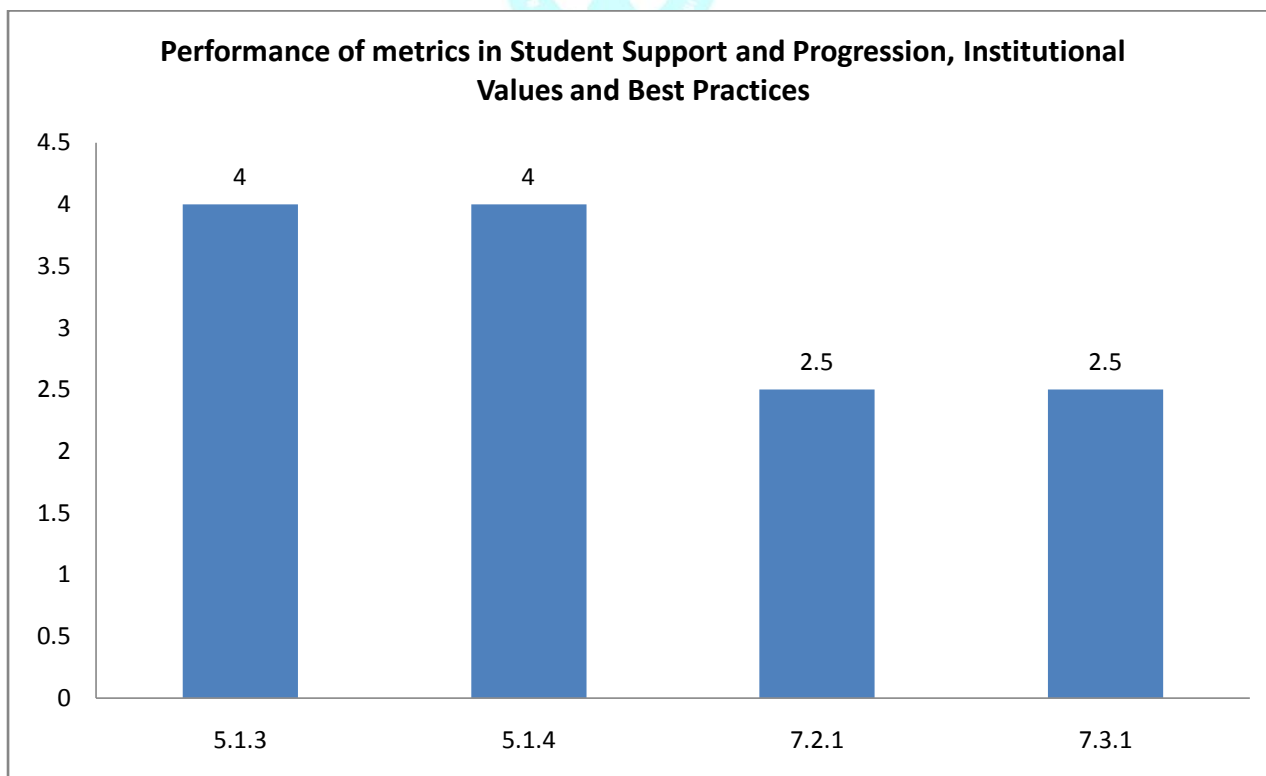


**Qualitative & Quantitative Metrics**

Metric	Parameter	QIM/ QnM	Weight age	Score	Wtd. Score
	<b>Criterion V - Student Support and Progression</b>				
<b>5.1</b>	<b>Student Support</b>				
5.1.3	Number of capability enhancement and development schemes 1. Soft skills 2. Language and communication skills 3. Life skills (Yoga, physical fitness, health and hygiene) 4. Awareness of trends in technology (Opt one)	QnM	8	4	32
5.1.4	The institution adopts the following for redressal of student grievances including sexual harassment and ragging cases 1. Implementation of guidelines of statutory/regulatory bodies 2. Organisation wide awareness and undertakings on policies with zero tolerance 3. Mechanisms for submission of online/offline students' grievances 4. Timely redressal of the grievances through appropriate committees	QnM	5	4	20
<b>5.1</b>	<b>Student Support</b>		<b>8</b>	<b>4</b>	<b>32</b>
	<b>Criterion V - Student Support and Progression</b>		<b>8</b>	<b>4</b>	<b>32</b>
	<b>Criterion VII – Institutional Values and Best Practices</b>				
<b>7.2</b>	<b>Best Practices</b>				
7.2.1	Describe any one best practice followed by the Department / Cell / Body / Committee / Club/Unit	QIM	30	2.5	75
<b>7.2</b>	<b>Best Practices</b>		<b>30</b>	<b>2.5</b>	<b>75</b>



<b>7.3</b>	<b>Institutional Distinctiveness</b>				
7.3.1	Describe/Explain the performance the Department in one area distinctive to its Vision, Priority & Thrust	QIM	20	2.5	50
<b>7.3</b>	<b>Institutional Distinctiveness</b>		20	2.5	50
<b>Criterion VII – Institutional Values and Best Practices</b>			50	2.5	125
	<b>Criteria-wise Assessment</b>		<b>Weight age (W)</b>	<b>Score</b>	<b>Wtd Grade Point (WGP)</b>
5	Student Support & Progression		8.00	4.00	32.00
7	Institutional values & Best Practices		50.00	2.50	125.00
	<b>Overall:-</b>		58.00	2.71	157.00



**Unit / Cell / Club: HRDC**

**Academic and Administrative Audit - 2021-2022**

**Strengths and Weaknesses**

**Strengths :**

- Student Support

**Weaknesses :**

- Best Practices
- Institutional Distinctiveness





**Scott Christian College (Autonomous)**  
Nagercoil – 629 003, Tamil Nadu, India

**INTERNAL QUALITY ASSURANCE CELL**



# **ACADEMIC & ADMINISTRATIVE AUDIT 2021-2022**

## **ADMISSION COMMITTEE**

**GRADE**

**B + +**

**Score :2.96/4**

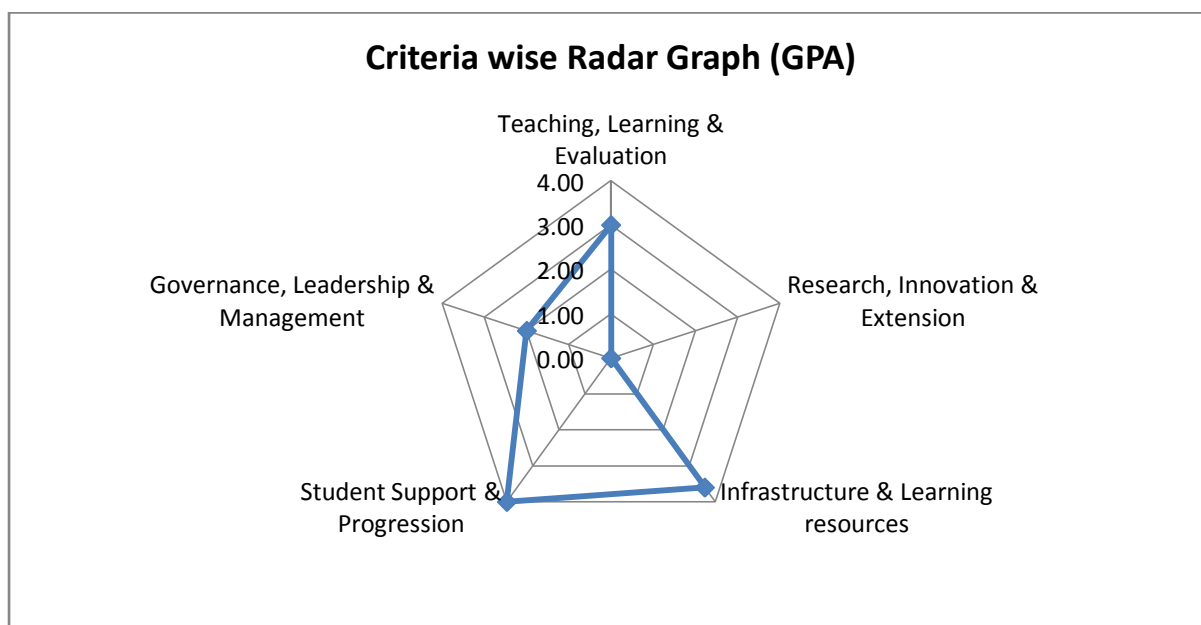
**Unit / Cell / Club: Admission Committee**

**Academic and Administrative Audit - 2021-2022**

No	Criteria	Weightage (W1)	Criterion-wise Weighted Grade Point (CrWGP1)	Grade Point Averages (CrWGP <sub>i</sub> /W <sub>i</sub> )
1	Curricular Aspects	-	-	-
2	Teaching, Learning & Evaluation	20.00	60.00	3.00
3	Research, Innovation & Extension	8.00	0.00	0.00
4	Infrastructure & Learning resources	25.00	90.00	3.60
5	Student Support & Progression	11.00	44.00	4.00
6	Governance, Leadership & Management	5.00	10.00	2.00
7	Institutional values & Best Practices	-	-	-
	<b>Total</b>	<b>69.00</b>	<b>204.00</b>	<b>2.96</b>
		<b>CGPA : 2.96</b>		

Dean IQAC

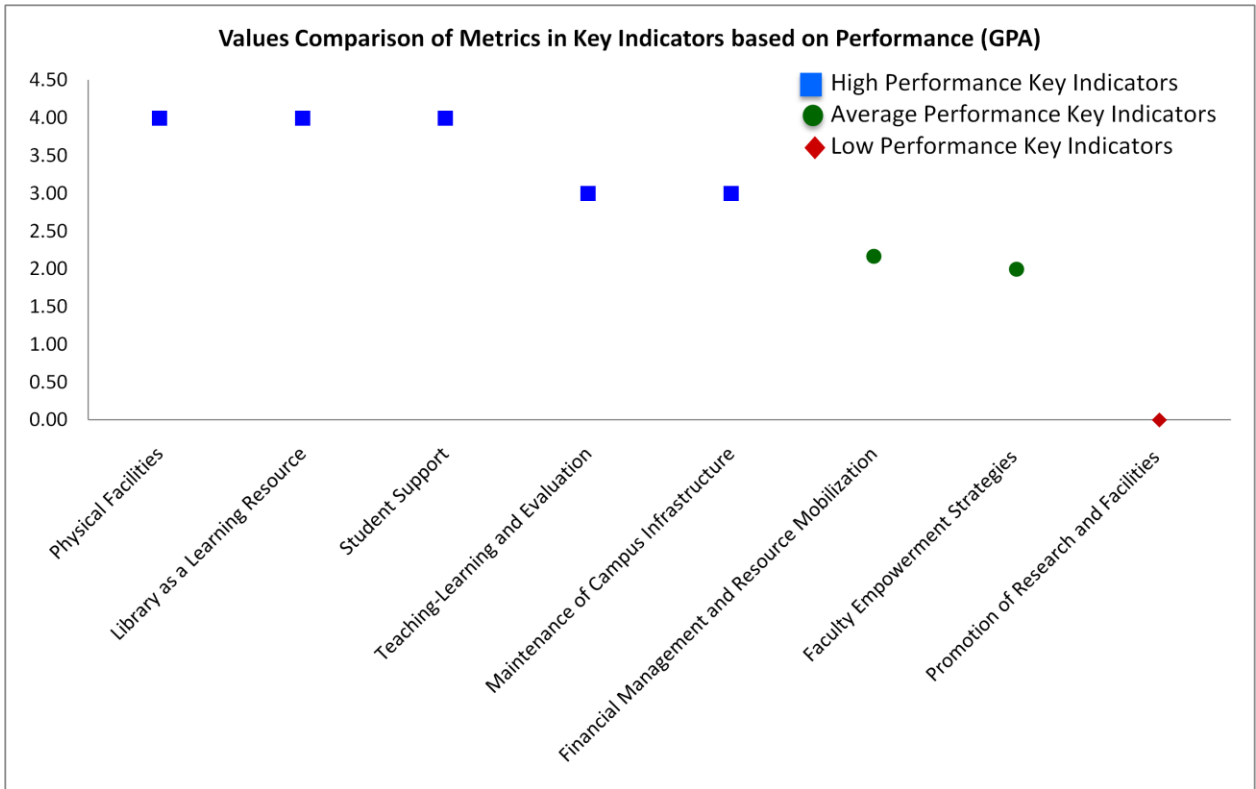
Principal



**Unit / Cell / Club: Admission Committee**

**Academic and Administrative Audit - 2021-2022**

No	Criteria and Key Indicators	Key Indicator Weightage (W <sub>i</sub> )	Key Indicator Wise Weighted Grade Points (KIWGP) <sub>i</sub>	Grade Point Averages (CrWGPI/W <sub>i</sub> )
<b>Criterion II – Teaching-Learning and Evaluation</b>				
2.1	Student Enrolment and Profile	20	60.00	3.00
	<b>Total</b>	<b>20</b>	<b>60.00</b>	<b>3.00</b>
<b>Criterion III – Research, Innovations and Extension</b>				
3.1	Promotion of Research and Facilities	8	0.00	0.00
	<b>Total</b>	<b>8</b>	<b>0.00</b>	<b>0.00</b>
<b>Criterion IV – Infrastructure and Learning Resources</b>				
4.1	Physical Facilities	10	40.00	4.00
4.2	Library as a Learning Resource	5	20.00	4.00
4.4	Maintenance of Campus Infrastructure	10	30.00	3.00
	<b>Total</b>	<b>25</b>	<b>90.00</b>	<b>3.60</b>
<b>Criterion V - Student Support and Progression</b>				
5.1	Student Support	11	44.00	4.00
	<b>Total</b>	<b>11</b>	<b>44.00</b>	<b>4.00</b>
<b>Criterion VI – Governance, Leadership and Management</b>				
6.3	Faculty Empowerment Strategies	5	10.00	2.00
6.4	Financial Management and Resource Mobilization	15	32.50	2.17
	<b>Total</b>	<b>5</b>	<b>10.00</b>	<b>2.00</b>
	<b>Grand Total</b>	<b>69</b>	<b>204.00</b>	<b>2.96</b>





## Scott Christian College (Autonomous), Nagercoil



AAA 2021-22 - Assessment Sheet

Admission Committee

### Qualitative & Quantitative Metrics

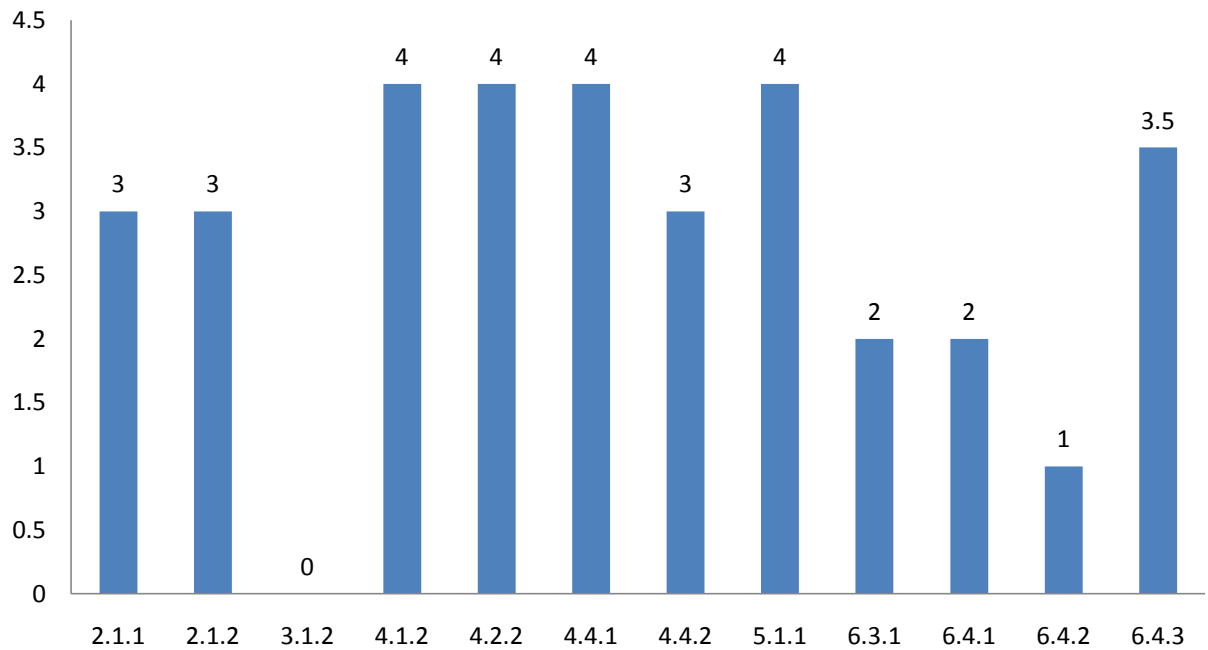
Metric	Parameter	QIM/ QnM	Weight age	Score	Wtd. Score
	<b>Criterion II – Teaching-Learning and Evaluation</b>				
<b>2.1</b>	<b>Student Enrolment and Profile</b>				
2.1.1	Number of seats filled year wise during 2021-22	QnM	10	3	30
2.1.2	Number of actual students admitted from the reserved categories in the first year of the programme year wise QnM	QnM	10	3	30
<b>2.1</b>	<b>Student Enrolment and Profile</b>		20	3	60
	<b>Criterion II – Teaching-Learning and Evaluation</b>		20	3	60
	<b>Criterion III – Research, Innovations and Extension</b>				
<b>3.1</b>	<b>Promotion of Research and Facilities</b>				
3.1.2	Amount of seed money provided by institution to its teachers for research year wise during 2021-22 (INR in lakhs)	QnM	8	0	0
<b>3.1</b>	<b>Promotion of Research and Facilities</b>		8	0	0
	<b>Criterion III – Research, Innovations and Extension</b>		8	0	0
	<b>Criterion IV – Infrastructure and Learning Resources</b>				
<b>4.1</b>	<b>Physical Facilities</b>				
4.1.2	Expenditure for infrastructure development and augmentation, excluding salary during 2021-22	QnM	10	4	40
<b>4.1</b>	<b>Physical Facilities</b>		10	4	40

<b>4.2</b>	<b>Library as a Learning Resource</b>				
4.2.2	Percentage of expenditure for purchase of books/e-books and subscription to journals/e-journals during 2021-22	QnM	5	4	20
<b>4.2</b>	<b>Library as a Learning Resource</b>		5	4	20
<b>4.4</b>	<b>Maintenance of Campus Infrastructure</b>				
4.4.1	Expenditure incurred on maintenance of physical facilities and academic support facilities excluding salary component during 2021-22	QnM	10	4	40
4.4.2	There are established systems and procedures for maintaining and utilizing physical and academic support facilities – laboratory, library, sports complex, computers, classrooms etc	QIM	10	3	30
<b>4.4</b>	<b>Maintenance of Campus Infrastructure</b>		10	3	30
<b>Criterion IV – Infrastructure and Learning Resources</b>			25	3.6	90
<b>Criterion V - Student Support and Progression</b>					
<b>5.1</b>	<b>Student Support</b>				
5.1.1	Number of students benefited by scholarships and freeships provided by the institution, Government and non-government bodies, industries, individuals, philanthropists during 2021-22	QnM	11	4	44
<b>5.1</b>	<b>Student Support</b>		11	4	44
<b>Criterion V - Student Support and Progression</b>			11	4	44
<b>Criterion VI – Governance, Leadership and Management</b>					
<b>6.3</b>	<b>Faculty Empowerment Strategies</b>				
6.3.1	The institution has performance appraisal system, effective welfare measures for teaching and non-teaching staff and avenues for career development/progression	QIM	5	2	10
<b>6.3</b>	<b>Faculty Empowerment Strategies</b>		5	2	10
<b>6.4</b>	<b>Financial Management and Resource Mobilization</b>				
6.4.1	Institutional strategies for mobilisation of funds other than salary and fees and the optimal utilisation of resources	QIM	5	2	10



6.4.2	Total Grants received from government/non-government bodies, philanthropists year wise during last five years (not covered in Criterion III and V)	QnM	5	1	5
6.4.3	Institution regularly conducts internal and external financial audits regularly	QIM	5	3.5	17.5
6.4	<b>Financial Management and Resource Mobilization</b>		15	2.17	32.5
<b>Criterion VI – Governance, Leadership and Management</b>			5	2	10
	<b>Criteria wise Assessment</b>		<b>Weight age (W)</b>	<b>Score</b>	<b>Wtd Grade Point (WGP)</b>
2	Teaching, Learning & Evaluation		20.00	3.00	60.00
3	Research, Innovation & Extension		8.00	0.00	0.00
4	Infrastructure & Learning resources		25.00	3.60	90.00
5	Student Support & Progression		11.00	4.00	44.00
6	Governance, Leadership & Management		5.00	2.00	10.00
	<b>Overall:-</b>		69.00	2.96	204.00

**Performance of metrics in Teaching-Learning and Evaluation, Research, Innovations and Extension, Infrastructure and Learning Resources, Student Support and Progression, Governance, Leadership and Management**



**Unit / Cell / Club: Admission Committee**

**Academic and Administrative Audit - 2021-2022**

**Strengths and Weaknesses**

**Strengths :**

- Physical Facilities
- Library as a Learning Resource
- Student Support
- Teaching-Learning and Evaluation
- Maintenance of Campus Infrastructure

**Weaknesses :**

- Financial Management and Resource Mobilization
- Faculty Empowerment Strategies
- Promotion of Research and Facilities





Scott Christian College (Autonomous)  
Nagercoil – 629 003, Tamil Nadu, India

**INTERNAL QUALITY ASSURANCE CELL**



# **ACADEMIC & ADMINISTRATIVE AUDIT 2021-2022**

## **GOVERNANCE**

**GRADE**

**B + +**

**Score :2.82/4**

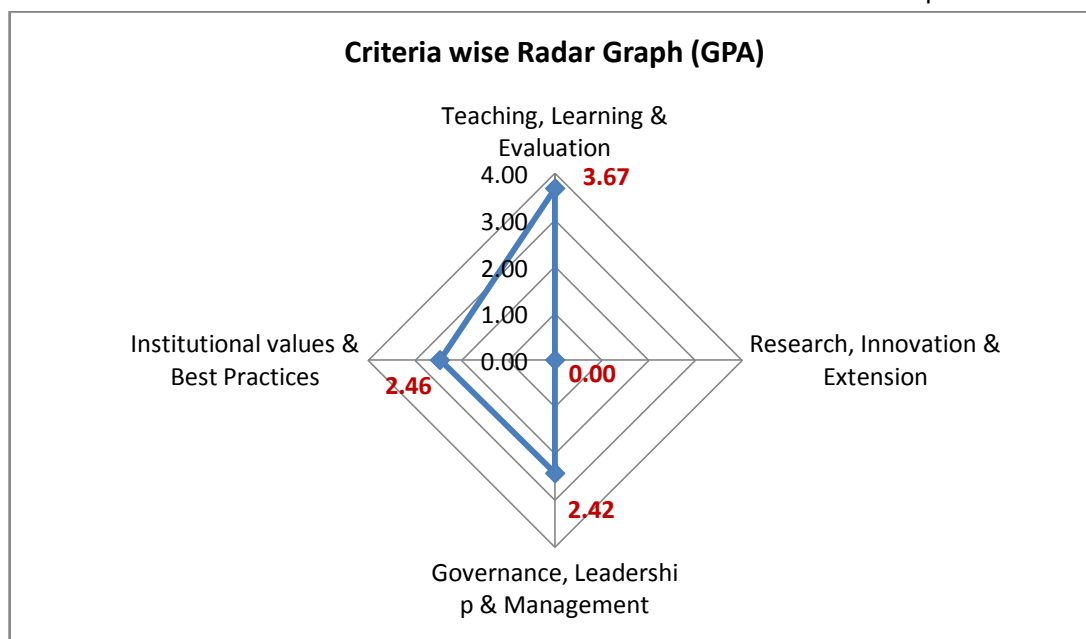
**Unit / Cell / Club: Governance**

**Academic and Administrative Audit - 2021-2022**

No	Criteria	Weightage (W1)	Criterion-wise Weighted Grade Point (CrWGP1)	Grade Point Averages (CrWGP <sub>i</sub> /W <sub>i</sub> )
1	Curricular Aspects	-	-	-
2	Teaching, Learning & Evaluation	60.00	220.00	3.67
3	Research, Innovation & Extension	8.00	0.00	0.00
4	Infrastructure & Learning resources	-	-	-
5	Student Support & Progression	-	-	-
6	Governance, Leadership & Management	36.00	87.00	2.42
7	Institutional values & Best Practices	39.00	96.00	2.46
	<b>Total</b>	<b>143.00</b>	<b>403.00</b>	<b>2.82</b>
		<b>CGPA : 2.82</b>		

Dean IQAC

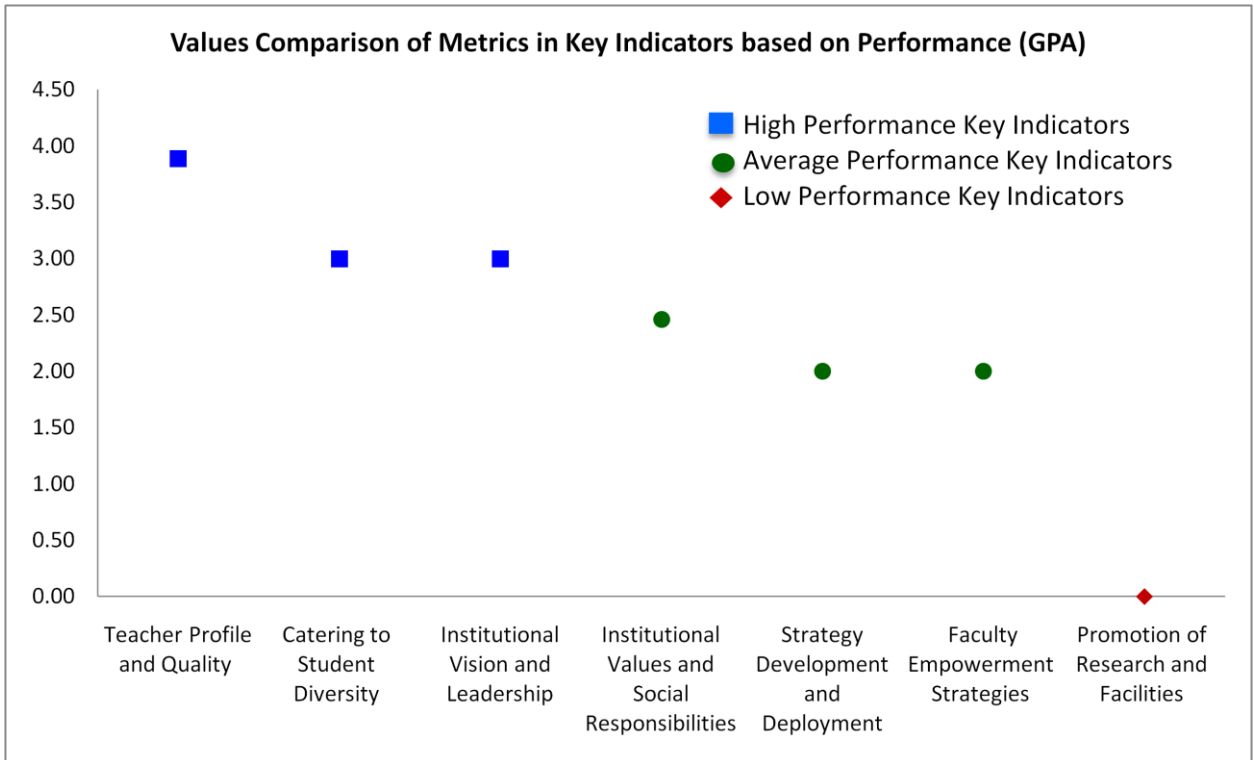
Principal



**Unit / Cell / Club: Governance**

**Academic and Administrative Audit - 2021-2022**

No	Criteria and Key Indicators	Key Indicator Weightage (W <sub>i</sub> )	Key Indicator Wise Weighted Grade Points (KIWGP) <sub>i</sub>	Grade Point Averages (CrWGPI/W <sub>i</sub> )
<b>Criterion II – Teaching-Learning and Evaluation</b>				
2.2	Catering to Student Diversity	15	45.00	3.00
2.4	Teacher Profile and Quality	45	175.00	3.89
	<b>Total</b>	<b>60</b>	<b>220.00</b>	<b>3.67</b>
<b>Criterion III – Research, Innovations and Extension</b>				
3.1	Promotion of Research and Facilities	8	0.00	0.00
	<b>Total</b>	<b>8</b>	<b>0.00</b>	<b>0.00</b>
<b>Criterion VI – Governance, Leadership and Management</b>				
6.1	Institutional Vision and Leadership	15	45.00	3.00
6.2	Strategy Development and Deployment	6	12.00	2.00
6.3	Faculty Empowerment Strategies	15	30.00	2.00
	<b>Total</b>	<b>36</b>	<b>87.00</b>	<b>2.42</b>
<b>Criterion VII – Institutional Values and Best Practices</b>				
7.1	Institutional Values and Social Responsibilities	39	96.00	2.46
	<b>Total</b>	<b>39</b>	<b>96.00</b>	<b>2.46</b>
	<b>Grand Total</b>	<b>143</b>	<b>403</b>	<b>2.82</b>





## Scott Christian College (Autonomous), Nagercoil



AAA 2021-22 - Assessment Sheet

Governance

### Qualitative & Quantitative Metrics

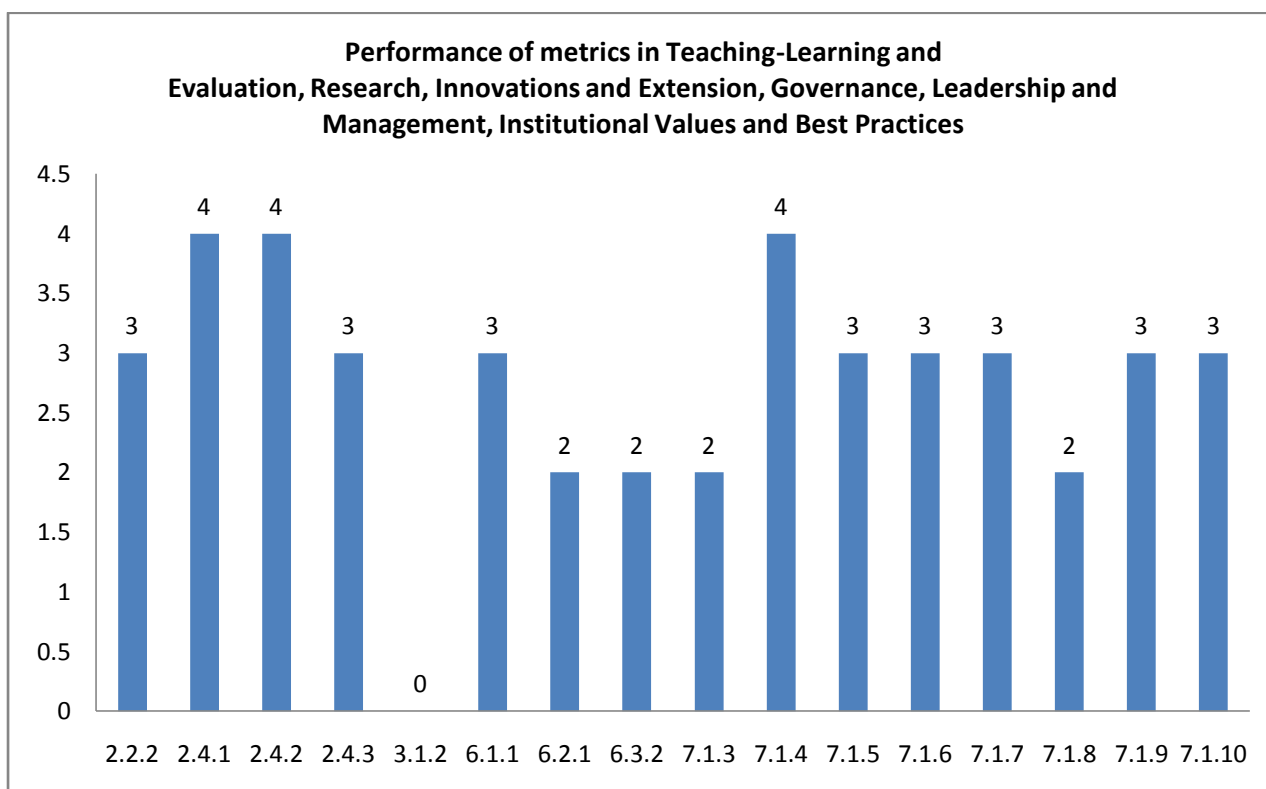
Metric	Parameter	QIM/ QnM	Weight age	Score	Wtd. Score
<b>Criterion II – Teaching-Learning and Evaluation</b>					
<b>2.2</b>	<b>Catering to Student Diversity</b>				
2.2.2	Student - Full time teacher ratio(current year data)	QnM	15	3	45
<b>2.2</b>	<b>Catering to Student Diversity</b>		15	3	45
<b>2.4</b>	<b>Teacher Profile and Quality</b>				
2.4.1	Full time teachers appointed against sanctioned posts during 2021-22	QnM	15	4	60
2.4.2	Full time teachers with Ph.D. /D.Sc. / D.Litt./ L.L.D during 2021-22	QnM	25	4	100
2.4.3	Teaching experience of full time teachers in same institution number of years (Data to be provided only for the latest completed academic year)	QnM	5	3	15
<b>2.4</b>	<b>Teacher Profile and Quality</b>		45	3.89	175
<b>Criterion II – Teaching-Learning and Evaluation</b>					
<b>Criterion III – Research, Innovations and Extension</b>					
<b>3.1</b>	<b>Promotion of Research and Facilities</b>				
3.1.2	Amount of seed money provided by institution to its teachers for research year wise during 2021-22 (INR in lakhs)	QnM	8	0	0
<b>3.1</b>	<b>Promotion of Research and Facilities</b>		8	0	0
<b>Criterion III – Research, Innovations and Extension</b>					



	<b>Criterion VI – Governance, Leadership and Management</b>				
<b>6.1</b>	<b>Institutional Vision and Leadership</b>				
<b>6.1.1</b>	The institutional governance and leadership are in accordance with the vision and mission of the Institution and it is visible in various institutional practices such as NEP implementation, sustained institutional growth, decentralization, participation in the institutional governance and in their short term and long term Institutional Perspective Plan.	QIM	15	<b>3</b>	45
<b>6.1</b>	<b>Institutional Vision and Leadership</b>		15	3	45
<b>6.2</b>	<b>Strategy Development and Deployment</b>				
<b>6.2.1</b>	The institutional perspective plan is effectively deployed and functioning of the institutional bodies are effective and efficient as visible from policies, administrative setup, appointment, service rules, and procedures, etc.	QIM	6	<b>2</b>	12
<b>6.2</b>	<b>Strategy Development and Deployment</b>		6	2	12
<b>6.3</b>	<b>Faculty Empowerment Strategies</b>				
<b>6.3.2</b>	Number of teachers provided with financial support to attend conferences/workshops and towards membership fee of professional bodies year-wise during 2021-22	QnM	15	2	30
<b>6.3</b>	<b>Faculty Empowerment Strategies</b>		15	2	30
<b>Criterion VI – Governance, Leadership and Management</b>			36	2.42	87
<b>Criterion VII – Institutional Values and Best Practices</b>					
<b>7.1</b>	<b>Institutional Values and Social Responsibilities</b>				
<b>7.1.3</b>	Waste Management steps including: a) Solid waste management b) Liquid waste management c) Biomedical waste management d) E-waste management e) Waste recycling system f) Hazardous chemicals and radioactive waste management	QIM	6	2	<b>12</b>
<b>7.1.4</b>	Rain water harvesting structures and utilization : 1. Rain water harvesting 2. Borewell /Open well recharge 3. Construction of tanks and bunds 4. Waste water recycling 5. Maintenance of water bodies and distribution system in the campus	QnM	5	4	<b>20</b>

7.1.5	Green campus initiatives include Describer the Green campus initiative of the institution including Restricted entry of automobiles, Use of Bicycles/ Battery powered vehicles , Pedestrian Friendly pathways , Ban on use of Plastic, landscaping with trees and plants etc	QIM	4	3	12
7.1.6	The institutional environment and energy initiatives are confirmed through the following 1. Green audit / Environmental audit 2. Energy audit 3.Clean and green campus recognitions/awards 4. Beyond the campus environmental promotion and sustainability activities	QnM	5	3	15
7.1.7	The Institution has Differently-abled (Divyangjan) friendly, barrier free environment	QIM	5	3	15
7.1.8	Institutional efforts/initiatives in providing an inclusive environment i.e., tolerance and harmony towards cultural, regional, linguistic, communal socioeconomic and other diversities	QIM	5	2	<b>10</b>
7.1.9	Sensitization of students and employees of the Institution to the constitutional obligations: values, rights, duties and responsibilities of citizens	QIM	4	3	<b>12</b>
7.1.10	The Institution has a prescribed code of conduct for students, teachers, administrators and other staff and conducts periodic programmes in this regard. 1. The institutional Code of Conduct principles are displayed on the website 2. There is a committee to monitor adherence to the institutional Code of Conduct principles 3. Institution organizes professional ethics programmes for students, teachers, administrators and other staff 4. Annual awareness programmes on Code of Conduct are organized	QnM	5	3	15
<b>7.1</b>	<b>Institutional Values and Social Responsibilities</b>		39	2.46	96
<b>Criterion VII – Institutional Values and Best Practices</b>			39	2.46	96

	<b>Criteria-wise Assessment</b>		<b>Weight age (W)</b>	<b>Score</b>	<b>Wtd Grade Point (WGP)</b>
2	Teaching, Learning & Evaluation		60.00	3.67	220.00
3	Research, Innovation & Extension		8.00	0.00	0.00
6	Governance, Leadership & Management		36.00	2.42	87.00
7	Institutional values & Best Practices		39.00	2.46	96.00
	<b>Overall:-</b>		<b>143.00</b>	<b>2.82</b>	<b>403.00</b>



**Unit / Cell / Club: Governance**

**Academic and Administrative Audit - 2021-2022**

**Strengths and Weaknesses**

**Strengths :**

- Teacher Profile and Quality
- Catering to Student Diversity
- Institutional Vision and Leadership

**Weaknesses :**

- Institutional Values and Social Responsibilities
- Strategy Development and Deployment
- Promotion of Research and Facilities
- Faculty Empowerment Strategies





**Scott Christian College (Autonomous)**  
Nagercoil – 629 003, Tamil Nadu, India



**INTERNAL QUALITY ASSURANCE CELL**

# **ACADEMIC & ADMINISTRATIVE AUDIT 2021 – 2022**

## **WEBSITE**

**GRADE**

**B +**

**Score :2.60/4**

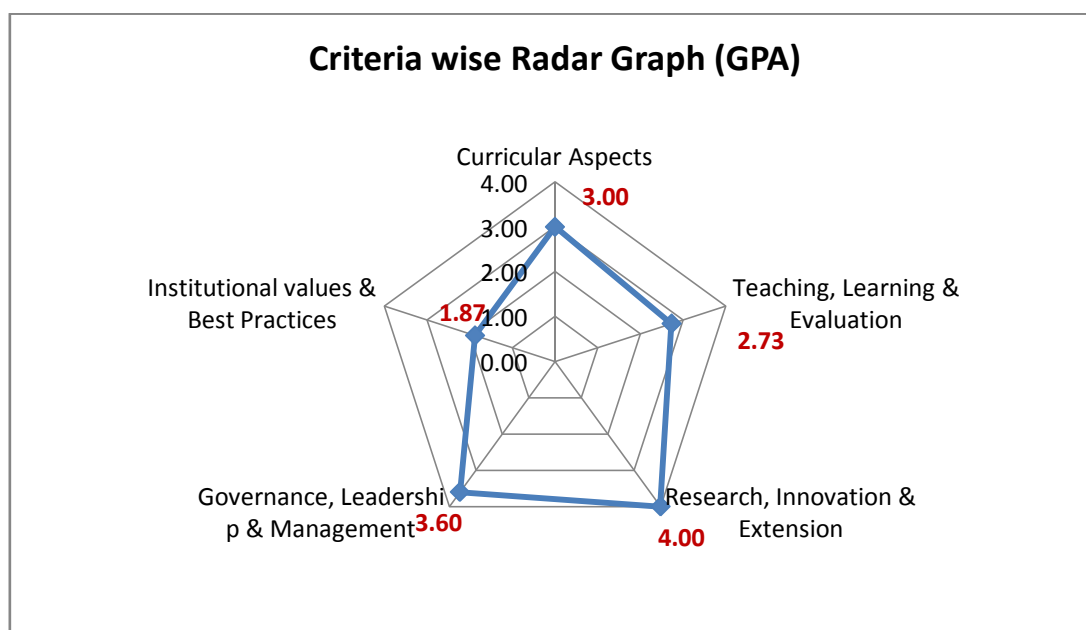
**Unit / Cell / Club: Website**

**Academic and Administrative Audit - 2021-2022**

No	Criteria	Weightage (W1)	Criterion-wise Weighted Grade Point (CrWGP1)	Grade Point Averages (CrWGP <sub>i</sub> /W <sub>i</sub> )
1	Curricular Aspects	20.00	60.00	3.00
2	Teaching, Learning & Evaluation	55.00	150.00	2.73
3	Research, Innovation & Extension	11.00	44.00	4.00
4	Infrastructure & Learning resources	-	-	-
5	Student Support & Progression	-	-	-
6	Governance, Leadership & Management	10.00	36.00	3.60
7	Institutional values & Best Practices	55.00	103.00	1.87
	<b>Total</b>	<b>151.00</b>	<b>393.00</b>	<b>2.6</b>
	<b>CGPA : 2.6</b>			

Dean IQAC

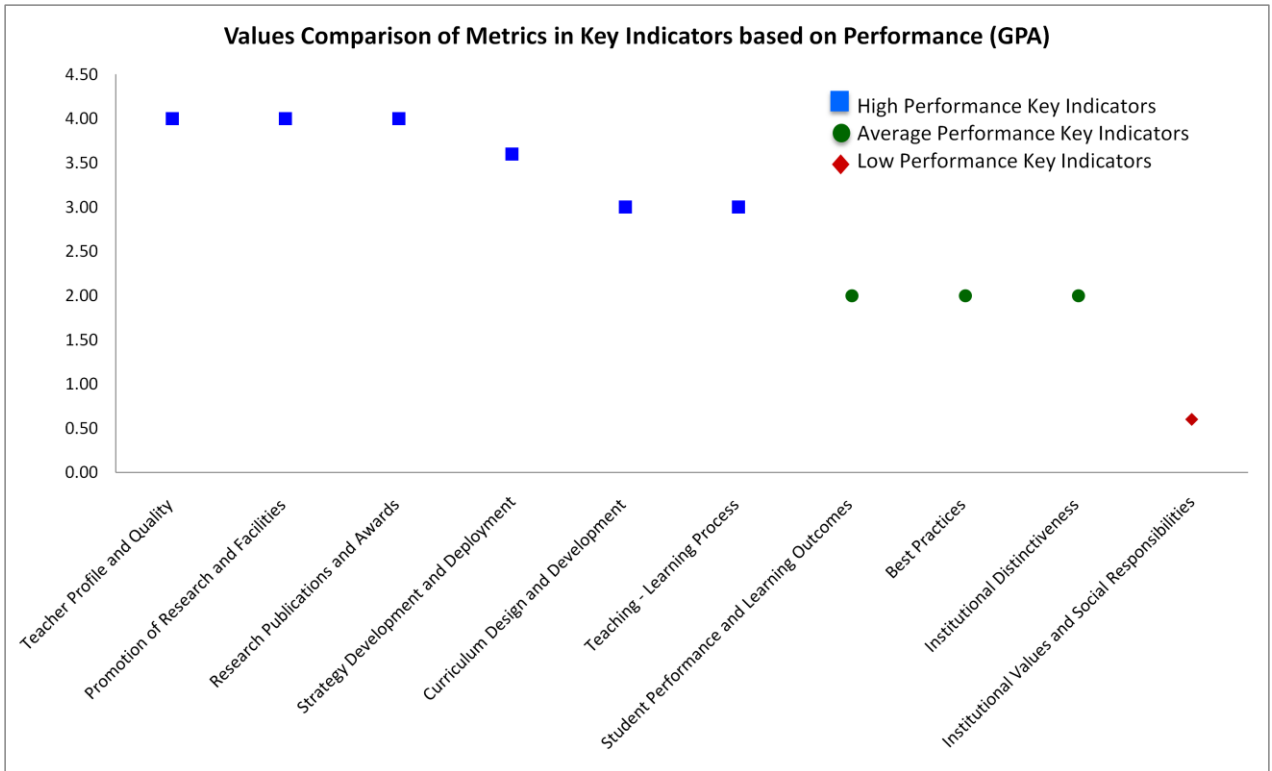
Principal



**Unit / Cell / Club: Website**

**Academic and Administrative Audit - 2021-2022**

No	Criteria and Key Indicators	Key Indicator Weightage (W <sub>i</sub> )	Key Indicator Wise Weighted Grade Points (KIWGP) <sub>i</sub>	Grade Point Averages (CrWGPI/W <sub>i</sub> )
<b>Criterion I – Curricular Aspects</b>				
1.1	Curriculum Design and Development	20	60.00	3.00
	<b>Total</b>	<b>20</b>	<b>60.00</b>	<b>3.00</b>
<b>Criterion II – Teaching-Learning and Evaluation</b>				
2.3	Teaching - Learning Process	10	30.00	3.00
2.4	Teacher Profile and Quality	15	60.00	4.00
2.6	Student Performance and Learning Outcomes	30	60.00	2.00
	<b>Total</b>	<b>55</b>	<b>150.00</b>	<b>2.73</b>
<b>Criterion III – Research, Innovations and Extension</b>				
3.1	Promotion of Research and Facilities	6	24.00	4.00
3.4	Research Publications and Awards	5	20.00	4.00
	<b>Total</b>	<b>11</b>	<b>44.00</b>	<b>4.00</b>
<b>Criterion VI – Governance, Leadership and Management</b>				
6.2	Strategy Development and Deployment	10	36.00	3.60
	<b>Total</b>	<b>10</b>	<b>36.00</b>	<b>3.60</b>
<b>Criterion VII – Institutional Values and Best Practices</b>				
7.1	Institutional Values and Social Responsibilities	5	3.00	0.60
7.2	Best Practices	30	60.00	2.00
7.3	Institutional Distinctiveness	20	40.00	2.00
	<b>Total</b>	<b>55</b>	<b>103.00</b>	<b>1.87</b>
	<b>Grand Total</b>	<b>151</b>	<b>393</b>	<b>2.6</b>







## Scott Christian College (Autonomous), Nagercoil



AAA 2021-22 - Assessment Sheet

Website

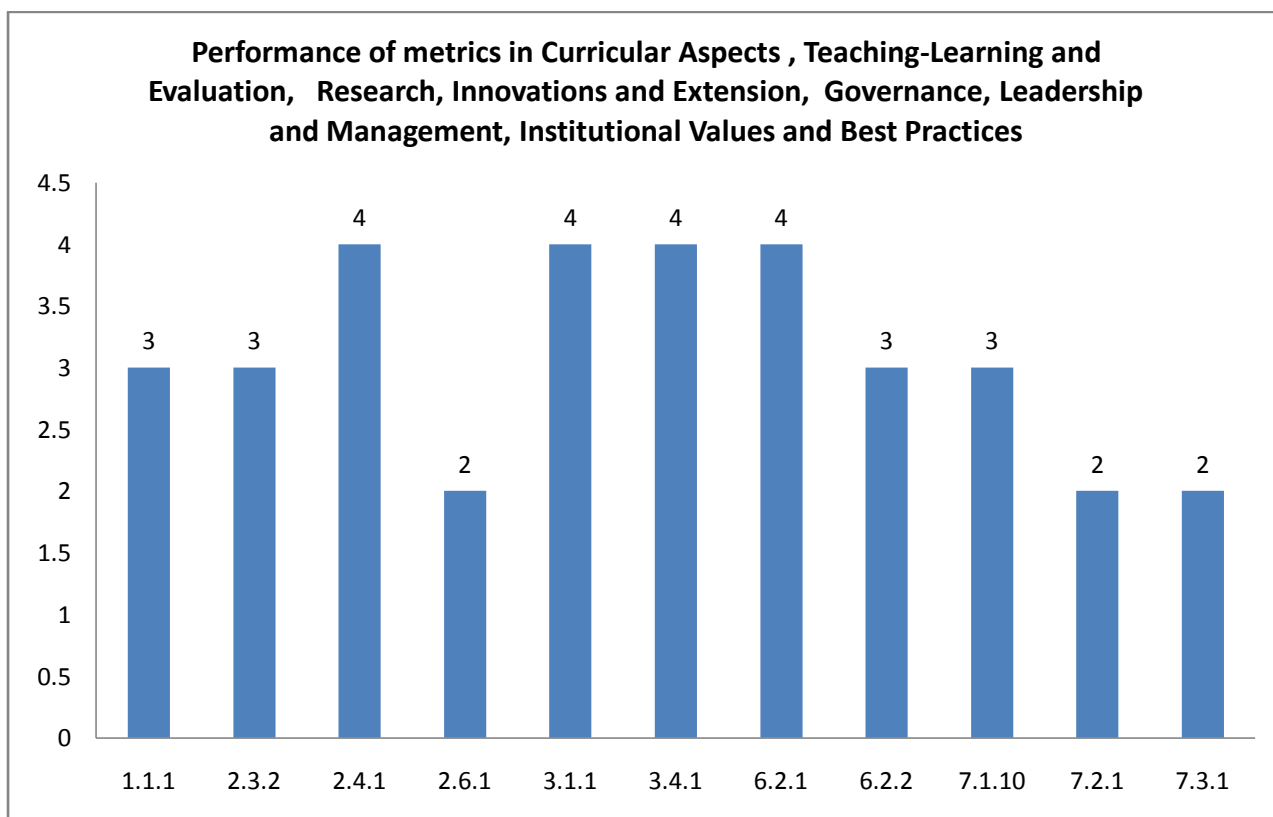
### Qualitative & Quantitative Metrics

Metric	Parameter	QIM/ QnM	Weight age	Score	Wtd. Score
	<b>Criterion I – Curricular Aspects</b>				
<b>1.1</b>	<b>Curriculum Design and Development</b>				
1.1.1	Curricula developed/adopted having Learning Outcomes including Programme Outcomes (Pos), Programme specific outcomes (PSOs) and Course Outcomes (COs) for all the UG, PG and M.Phil programmes offered by the Department and mapped them with syllabus properly.	QIM	20	3	60
<b>1.1</b>	<b>Curriculum Design and Development</b>		20	3	60
	<b>Criterion I – Curricular Aspects</b>		20	3	60
	<b>Criterion II – Teaching-Learning and Evaluation</b>				
<b>2.3</b>	<b>Teaching - Learning Process</b>				
2.3.2	Ratio of students to Mentor-Mentee Schemes to address academics and student-psychological issues	QIM	10	3	30
<b>2.3</b>	<b>Teaching - Learning Process</b>		10	3	30
<b>2.4</b>	<b>Teacher Profile and Quality</b>				
2.4.1	Full time teachers appointed against sanctioned posts during 2021-22	QnM	15	4	60
<b>2.4</b>	<b>Teacher Profile and Quality</b>		15	4	60

<b>2.6</b>	<b>Student Performance and Learning Outcomes</b>				
2.6.1	Learning outcomes (programme and course outcome)/graduate attributes which are integrated into the assessment process and widely publicized through the website and other documents and the attainment of the same are evaluated by the Department.	QIM	30	2	60
<b>2.6</b>	<b>Student Performance and Learning Outcomes</b>		30	2	60
<b>Criterion II – Teaching-Learning and Evaluation</b>			55	2.73	150
<b>Criterion III – Research, Innovations and Extension</b>					
<b>3.1</b>	<b>Promotion of Research and Facilities</b>				
3.1.1	The institution's research facilities are frequently updated and there are well defined policy for promotion of research which is uploaded on the institutional website and implemented	QIM	6	4	24
<b>3.1</b>	<b>Promotion of Research and Facilities</b>		6	4	24
<b>3.4</b>	<b>Research Publications and Awards</b>				
3.4.1	The institution has a stated Code of Ethics to check malpractices and plagiarism in Research and the implementation of which is ensured through the following: 1. Inclusion of research ethics in the research methodology course work 2. Presence of institutional Ethics committee (Animal, Chemical, Bio-ethics etc.) 3. Plagiarism check through software 4. Research Advisory Committee	QnM	5	4	20
<b>3.4</b>	<b>Research Publications and Awards</b>		5	4	20
<b>Criterion III – Research, Innovations and Extension</b>			11	4	44
<b>Criterion VI – Governance, Leadership and Management</b>					
<b>6.2</b>	<b>Strategy Development and Deployment</b>				
6.2.1	The institutional perspective plan is effectively deployed and functioning of the institutional bodies are effective and efficient as visible from policies, administrative setup, appointment, service rules, and procedures, etc.	QIM	6	4	24

6.2.2	e-governance is implemented covering the following areas of operations: 1. Administration including complaint management 2. Finance and Accounts 3. Student Admission and Support 4. Examinations	QnM	4	3	12
6.2	<b>Strategy Development and Deployment</b>		10	3	36
<b>Criterion VI – Governance, Leadership and Management</b>			10	3.6	36
<b>Criterion VII – Institutional Values and Best Practices</b>					
7.1	<b>Institutional Values and Social Responsibilities</b>				
7.1.10	The Institution has a prescribed code of conduct for students, teachers, administrators and other staff and conducts periodic programmes in this regard. 1. The institutional Code of Conduct principles are displayed on the website 2. There is a committee to monitor adherence to the institutional Code of Conduct principles 3. Institution organizes professional ethics programmes for students, teachers, administrators and other staff 4. Annual awareness programmes on Code of Conduct are organized	QnM	5	3	3
7.1	<b>Institutional Values and Social Responsibilities</b>		5	0.6	3
7.2	<b>Best Practices</b>				
7.2.1	Describe any one best practice followed by the Department / Cell / Body / Committee / Club/Unit	QIM	30	2	60
7.2	<b>Best Practices</b>		30	2	60
7.3	<b>Institutional Distinctiveness</b>				
7.3.1	Describe/Explain the performance the Department in one area distinctive to its Vision, Priority & Thrust	QIM	20	2	40
7.3	<b>Institutional Distinctiveness</b>		20	2	40
<b>Criterion VII – Institutional Values and Best Practices</b>			55	1.87	103

	<b>Criteria-wise Assessment</b>		<b>Weight age (W)</b>	<b>Score</b>	<b>Wtd Grade Point (WGP)</b>
1	Curricular Aspects		20.00	3.00	60.00
2	Teaching, Learning & Evaluation		55.00	2.73	150.00
3	Research, Innovation & Extension		11.00	4.00	44.00
6	Governance, Leadership & Management		10.00	3.60	36.00
7	Institutional values & Best Practices		55.00	1.87	103.00
	<b>Overall:-</b>		<b>151.00</b>	<b>2.60</b>	<b>393.00</b>



## Unit / Cell / Club: Website

### Academic and Administrative Audit - 2021-2022


#### Strengths and Weaknesses

##### Strengths :

- Teacher Profile and Quality
- Promotion of Research and Facilities
- Research Publications and Awards
- Strategy Development and Deployment
- Curriculum Design and Development
- Teaching - Learning Process

##### Weaknesses :

- Student Performance and Learning Outcomes
- Best Practices
- Institutional Distinctiveness
- Institutional Values and Social Responsibilities





**Scott Christian College (Autonomous)**  
Nagercoil – 629 003, Tamil Nadu, India



**INTERNAL QUALITY ASSURANCE CELL**

# **ACADEMIC & ADMINISTRATIVE AUDIT 2021 – 2022**

## **ALUMNI**

**GRADE**

**C**

**Score :2.00/4**

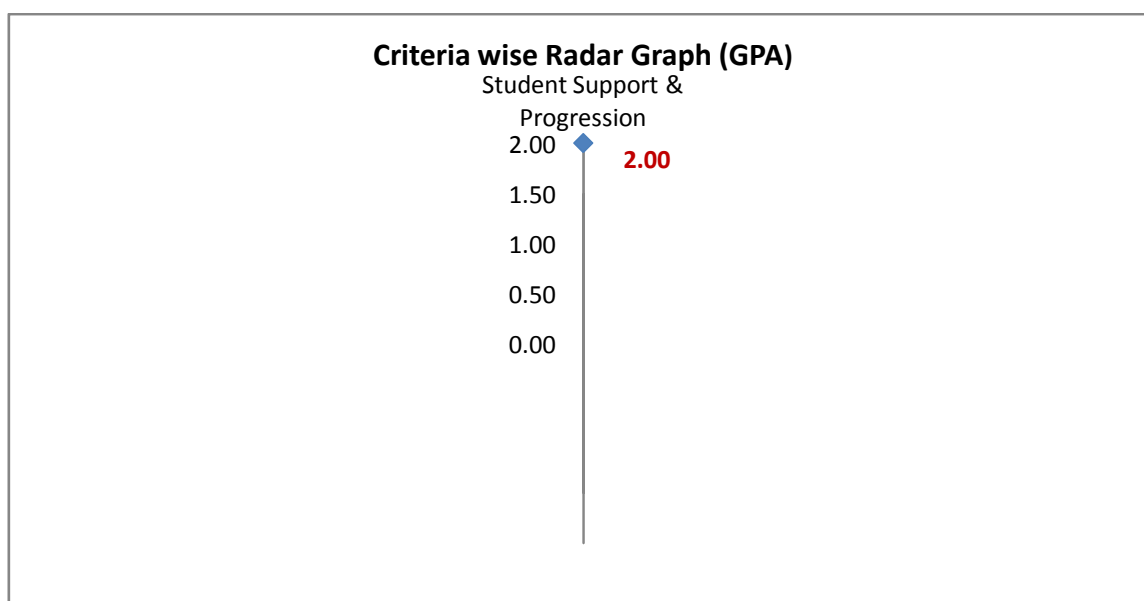
**Unit / Cell / Club: Alumni**

**Academic and Administrative Audit - 2021-2022**

No	Criteria	Weightage (W1)	Criterion-wise Weighted Grade Point (CrWGP1)	Grade Point Averages (CrWGP <sub>i</sub> /W <sub>i</sub> )
1	Curricular Aspects	-	-	-
2	Teaching, Learning & Evaluation	-	-	-
3	Research, Innovation & Extension	-	-	-
4	Infrastructure & Learning resources	-	-	-
5	Student Support & Progression	10.00	20.00	2.00
6	Governance, Leadership & Management	-	-	-
7	Institutional values & Best Practices	-	-	-
	<b>Total</b>	<b>10.00</b>	<b>20.00</b>	<b>2.00</b>
	<b>CGPA : 2.00</b>			

Dean IQAC

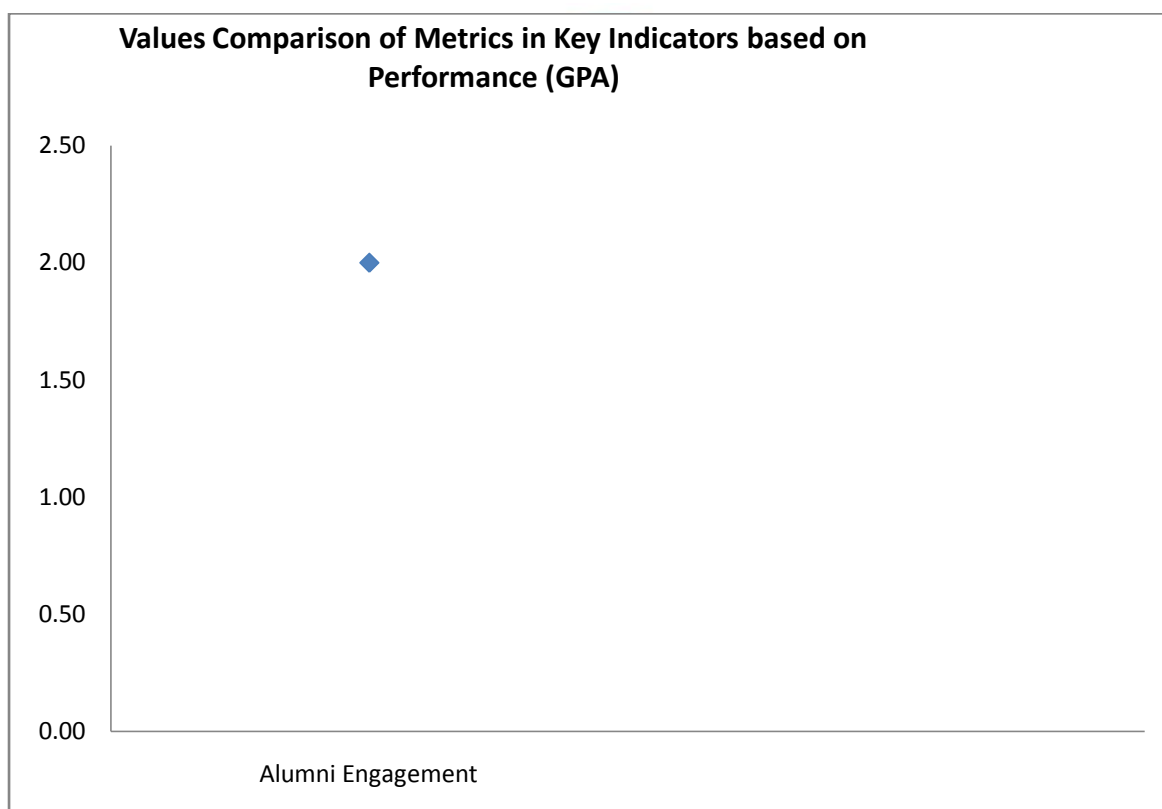
Principal



**Unit / Cell / Club: Alumni**

**Academic and Administrative Audit - 2021-2022**

No	Criteria and Key Indicators	Key Indicator Weightage ( $W_i$ )	Key Indicator Wise Weighted Grade Points (KIWGP) <sub>i</sub>	Grade Point Averages (CrWGPI/ $W_i$ )
<b>Criterion V - Student Support and Progression</b>				
5.4	Alumni Engagement	10	20.00	2.00
	<b>Total</b>	<b>10</b>	<b>20.00</b>	<b>2.00</b>
	<b>Grand Total</b>	<b>10</b>	<b>20</b>	<b>2</b>







## Scott Christian College (Autonomous), Nagercoil

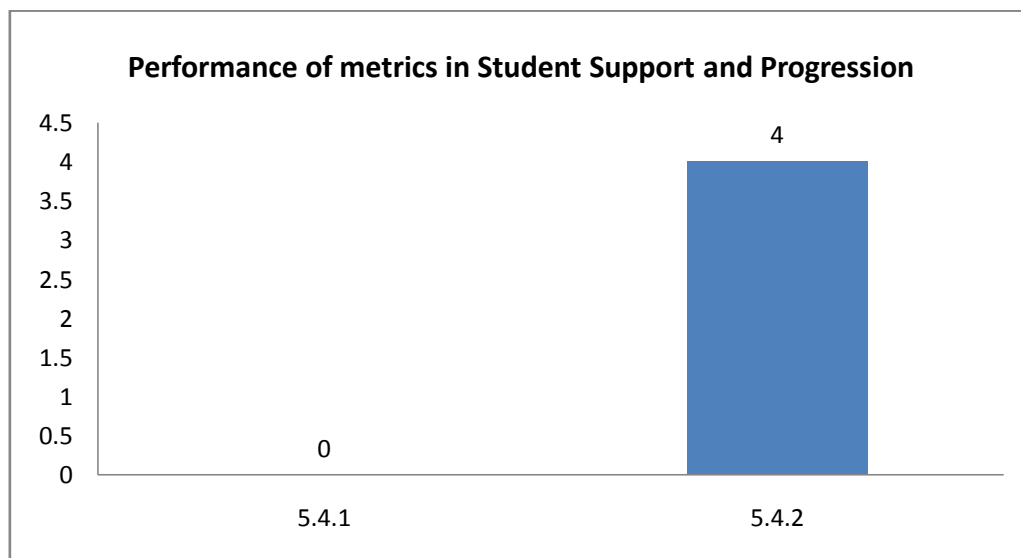
AAA 2021-22 - Assessment Sheet



Alumni

### Qualitative & Quantitative Metrics

Metric	Parameter	QIM/ QnM	Weight age	Score	Wtd. Score
<b>Criterion V - Student Support and Progression</b>					
<b>5.4</b>	<b>Alumni Engagement</b>				
5.4.1	Total Amount of alumni contribution during the last five years (INR in lakhs) to the institution year wise through registered Alumni association:	QnM	5	0	0
5.4.2	Alumni contributes and engages significantly to the development of institution through academic and other support system	QIM	5	4	20
<b>5.4</b>	<b>Alumni Engagement</b>				
<b>Criterion V - Student Support and Progression</b>			10	2	20
<b>Criteria-wise Assessment</b>					
			<b>Weight age (W)</b>	<b>Score</b>	<b>Wtd Grade Point (WGP)</b>
5	Student Support & Progression		10.00	2.00	20.00
<b>Overall:-</b>			10.00	2.00	20.00



**Unit / Cell / Club: Alumni**

**Academic and Administrative Audit - 2021-2022**

**Strengths and Weaknesses**

**Strengths : Nil**

**Weaknesses :**

- Alumni Engagement





**Scott Christian College (Autonomous)**  
Nagercoil – 629 003, Tamil Nadu, India

**INTERNAL QUALITY ASSURANCE CELL**



# **ACADEMIC & ADMINISTRATIVE AUDIT 2021 – 2022**

## **MENTOR**

**GRADE**

**B + +**

**Score :3.00/4**

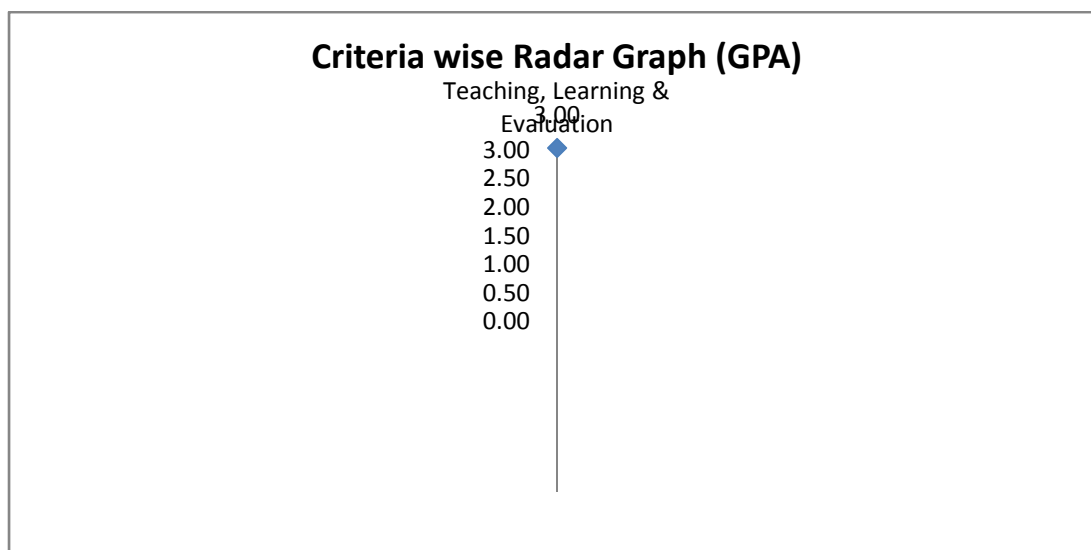
**Unit / Cell / Club: Mentor**

**Academic and Administrative Audit - 2021-2022**

No	Criteria	Weightage (W1)	Criterion-wise Weighted Grade Point (CrWGP1)	Grade Point Averages (CrWGP <sub>i</sub> /W <sub>i</sub> )
1	Curricular Aspects	-	-	-
2	Teaching, Learning & Evaluation	10.00	30.00	3.00
3	Research, Innovation & Extension	-	-	-
4	Infrastructure & Learning resources	-	-	-
5	Student Support & Progression	-	-	-
6	Governance, Leadership & Management	-	-	-
7	Institutional values & Best Practices	-	-	-
	<b>Total</b>	<b>10.00</b>	<b>30.00</b>	<b>3</b>
		<b>CGPA : 3.00</b>		

Dean IQAC

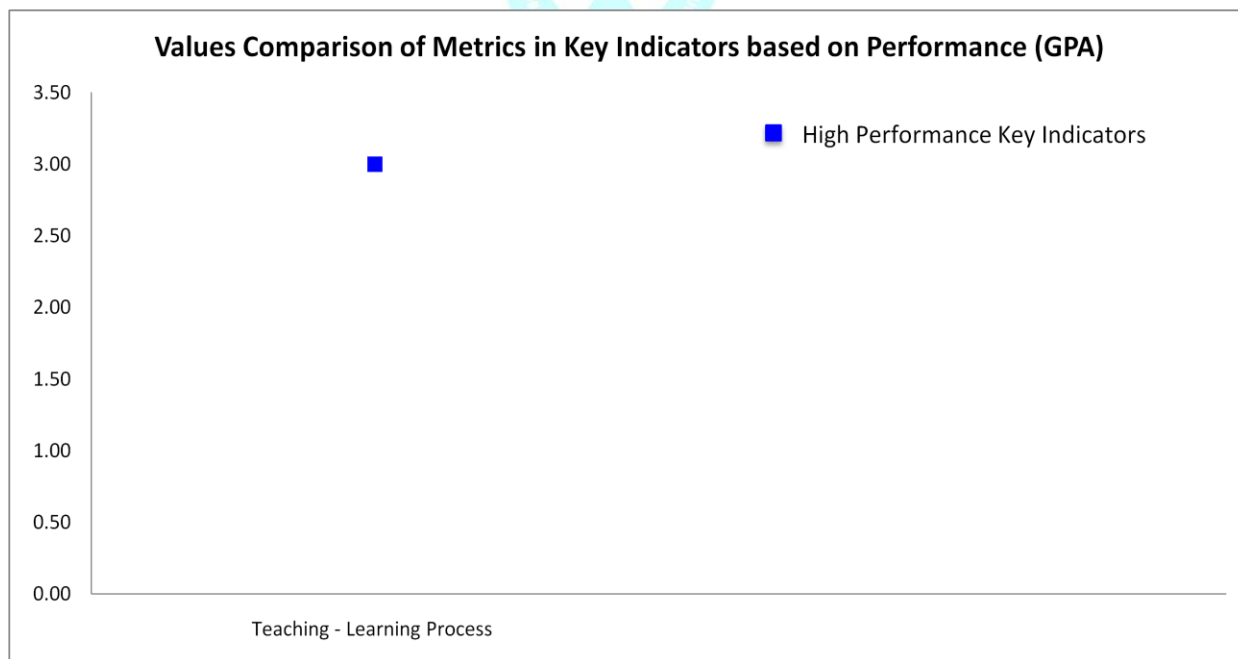
Principal



Unit / Cell / Club: Mentor

Academic and Administrative Audit - 2021-2022

No	Criteria and Key Indicators	Key Indicator Weightage ( $W_i$ )	Key Indicator Wise Weighted Grade Points (KIWGP) <sub>i</sub>	Grade Point Averages (CrWGPI/ $W_i$ )
<b>Criterion II – Teaching-Learning and Evaluation</b>				
2.3	Teaching - Learning Process	10	30.00	3.00
	<b>Total</b>	<b>10</b>	<b>30.00</b>	<b>3.00</b>
	<b>Grand Total</b>	<b>10</b>	<b>30</b>	<b>3.00</b>





## Scott Christian College (Autonomous), Nagercoil

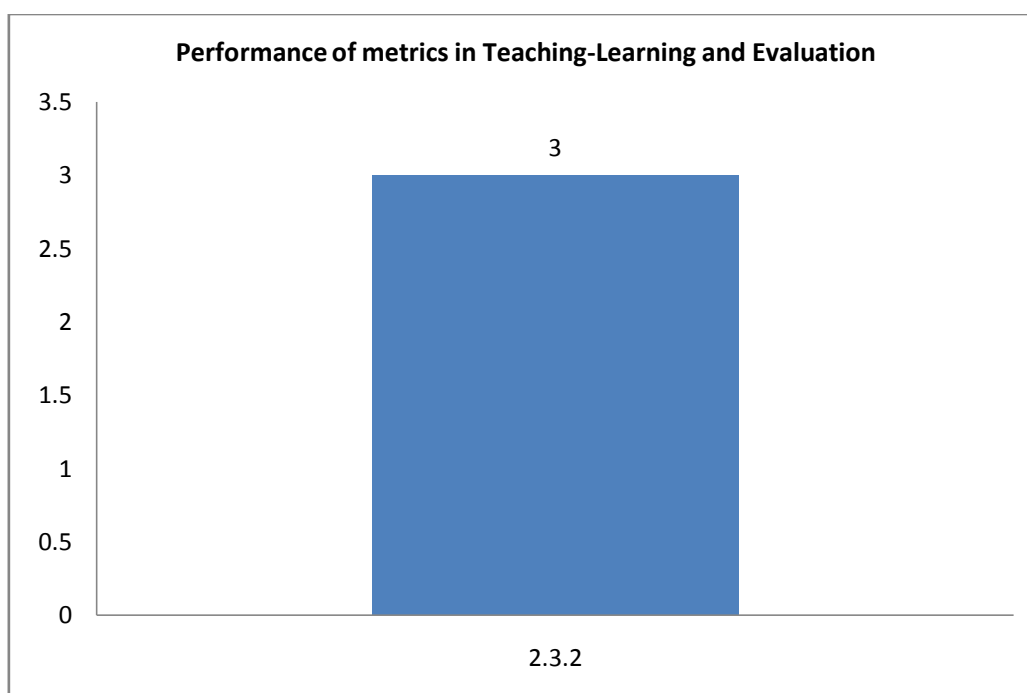


AAA 2021-22 - Assessment Sheet

Mentor

### Qualitative & Quantitative Metrics

Metric	Parameter	QIM/ QnM	Weight age	Score	Wtd. Score
	<b>Criterion II – Teaching-Learning and Evaluation</b>				
<b>2.3</b>	<b>Teaching - Learning Process</b>				
2.3.2	Ratio of students to Mentor-Mentee Schemes to address academics and student-psychological issues	QIM	10	3	30
<b>2.3</b>	<b>Teaching - Learning Process</b>		10	3	30
<b>Criterion II – Teaching-Learning and Evaluation</b>			10	3	30
	<b>Criteria-wise Assessment</b>		<b>Weight age (W)</b>	<b>Score</b>	<b>Wtd Grade Point (WGP)</b>
2	Teaching, Learning & Evaluation		10.00	3.00	30.00
	<b>Overall:-</b>		10.00	3.00	30.00



**Unit / Cell / Club: Mentor**

**Academic and Administrative Audit - 2021-2022**

**Strengths and Weaknesses**

**Strengths :**

- Teaching - Learning Process

**Weaknesses : Nil**

